

**Government of Karnataka**  
**Directorate of Economics and Statistics**  
**Hobli Level Average Yield data for Summer season 2018-19**

S.N	District	Taluk	Insurance Unit (hobli/ GP)	GP/ HOBLI	Crop	IRR_Rf	Area_Sown_Ha	No_CCEs_Conducted	Average Yield(Kg/Ha)	Name_Of_Higher_Level	No_cce_Conducted_Higher	Higher Average Yield(Kg/Ha)
1	Bagalkot	Badami	BADAMI	Hobli	GROUNDNUT	IRR		10	597.05			
2	Bagalkot	Badami	KERURA	Hobli	GROUNDNUT	IRR		10	662.13			
3	Bagalkot	Badami	KULAGERI	Hobli	GROUNDNUT	IRR		10	1076.07			
4	Bagalkot	Badami	BADAMI	Hobli	SUNFLOWER	IRR		10	291.63			
5	Bagalkot	Badami	KERURA	Hobli	SUNFLOWER	IRR				Taluk Level	22	595.23
6	Bagalkot	Badami	KULAGERI	Hobli	SUNFLOWER	IRR		10	883.09			
7	Bagalkot	Bagalkot	BAGALAKOTA	Hobli	GROUNDNUT	IRR		10	1300.22			
8	Bagalkot	Bagalkot	KALADAGI	Hobli	GROUNDNUT	IRR		10	1578.53			
9	Bagalkot	Bagalkot	SEETIMANI	Hobli	GROUNDNUT	IRR		10	1111.65			
10	Bagalkot	Bagalkot	KALADAGI(H)	Hobli	Maize (Makka)(Irrigated)	IRR						7379.55
11	Bagalkot	Bagalkot	SEETIMANI(H)	Hobli	Maize (Makka)(Irrigated)	IRR						7379.55
12	Bagalkot	Bagalkot	BAGALAKOTA	Hobli	Onion	IRR				Taluk Level	10	11500.00
13	Bagalkot	Bagalkot	KALADAGI	Hobli	Onion	IRR		10	11500.00			
14	Bagalkot	Bilagi	BEELAGI	Hobli	GROUNDNUT	IRR		10	779.29			

**Government of Karnataka**  
**Directorate of Economics and Statistics**  
**Hobli Level Average Yield data for Summer season 2018-19**

S.N	District	Taluk	Insurance Unit (hobli/ GP)	GP/ HOBLI	Crop	IRR_ RF	Area_ Sown_ Ha	No_CCEs_ Conducted	Average Yield(Kg/Ha)	Name_Of Higher_ Level	No_cce Conducted_ Higher	Higher Average Yield(Kg/Ha)
15	Bagalkot	Bilagi	ANAGAVADI	Hobli	GROUNDNUT	IRR		10	675.15			
16	Bagalkot	Bilagi	ANAGAVADI(H)	Hobli	Maize (Makka)(Irrigated)	IRR			4613.82			
17	Bagalkot	Guledagudda	GULEDAGUDDA	Hobli	GROUNDNUT	IRR		10	1339.88			
18	Bagalkot	Guledagudda	GULEDAGUDDA	Hobli	SUNFLOWER	IRR		10	451.92			
19	Bagalkot	Hungund	AMEENAGADA	Hobli	GROUNDNUT	IRR		10	721.37			
20	Bagalkot	Hungund	HUNAGUNDA	Hobli	GROUNDNUT	IRR				Taluk Level	17	710.20
21	Bagalkot	Hungund	KARADI	Hobli	GROUNDNUT	IRR				Taluk Level	17	710.20
22	Bagalkot	Hungund	AMEENAGADA	Hobli	SUNFLOWER	IRR				Taluk Level	2	319.71
23	Bagalkot	Hungund	HUNAGUNDA	Hobli	SUNFLOWER	IRR				Taluk Level	2	319.71
24	Bagalkot	Illkal	ILAKALLA	Hobli	GROUNDNUT	IRR		10	1413.65			
25	Bagalkot	Jamakhandi	JAMAKHANDI	Hobli	GROUNDNUT	IRR		10	985.82			
26	Bagalkot	Jamakhandi	SAVALAGI	Hobli	GROUNDNUT	IRR				Taluk Level	26	1141.49
27	Bagalkot	Jamakhandi	TERADALA	Hobli	GROUNDNUT	IRR		10	1319.92			
28	Bagalkot	Jamakhandi	JAMAKHANDI(H)	Hobli	Maize (Makka)(Irrigated)	IRR			5323.97			

21

**Government of Karnataka**  
**Directorate of Economics and Statistics**  
**Hobli Level Average Yield data for Summer season 2018-19**

S.N	District	Taluk	Insurance Unit (hobli/ GP)	GP/ HOBLI	Crop	IRR RF	Area Sown Ha	No_CCEs Conducted	Average Yield(Kg/Ha)	Name_Of Higher_Level	No_cce Conducted_Higher	Higher Average Yield(Kg/Ha)
29	Bagalkot	Jamakhandi	SAVALAGI(H)	Hobli	Maize (Makka)(Irrigated)	IRR			3184.33			
30	Bagalkot	Jamakhandi	TERADALA(H)	Hobli	Maize (Makka)(Irrigated)	IRR						4056.22
31	Bagalkot	Jamakhandi	JAMAKHANDI	Hobli	SUNFLOWER	IRR		10	1175.15			
32	Bagalkot	Jamakhandi	SAVALAGI	Hobli	SUNFLOWER	IRR		10	996.29			
33	Bagalkot	Jamakhandi	TERADALA	Hobli	SUNFLOWER	IRR		10	1771.37			
34	Bagalkot	Mudhol	MUDHOLA	Hobli	GROUNDNUT	IRR		10	1246.86			
35	Bagalkot	Mudhol	LOKAPURA	Hobli	GROUNDNUT	IRR				Taluk Level	18	1155.81
36	Bagalkot	Mudhol	LOKAPURA(H)	Hobli	Maize (Makka)(Irrigated)	IRR						3960.40
37	Bagalkot	Mudhol	MUDHOLA(H)	Hobli	Maize (Makka)(Irrigated)	IRR						3960.40

  
Joint Director

Crop insurance scheme Division  
**Directorate of Economics and Statistics**

9



**Government of Karnataka**  
**Directorate of Economics and Statistics**  
**Hobli Level Average Yield data for Summer season 2018-19**

S.N	District	Taluk	Insurance Unit (hobli/ GP)	GP/ HOBLI	Crop	IRR_RF	Area_Sown_Ha	No_CCEs_Conducted	Average Yield(Kg/Ha)	Name_Of_Higher_Level	No_cce_Conducted_Higher	Higher Average Yield(Kg/Ha)
1	Ballari	Ballari	BALLARI	Hobli	PADDY	IRR	55	10	6055.34			
2	Ballari	Ballari	KOLURU	Hobli	PADDY	IRR	834			Taluk Level	38	6572.96
3	Ballari	Ballari	MOKA	Hobli	PADDY	IRR	1993	10	7288.09			
4	Ballari	Ballari	RUPANAGUDI	Hobli	PADDY	IRR	14	10	5546.12			
5	Ballari	Ballari	MOKA	Hobli	SUNFLOWER	IRR	0			District Level	4	1080.10
6	Ballari	Ballari	RUPANAGUDI	Hobli	SUNFLOWER	IRR	0			District Level	4	1080.10
7	Ballari	hadagli	HADAGALI	Hobli	PADDY	IRR	1779	10	6104.08			
8	Ballari	hadagli	HIREHADAGALI	Hobli	PADDY	IRR	897	10	5185.68			
9	Ballari	hadagli	HADAGALI	Hobli	SUNFLOWER	IRR	2			Taluk Level	2	1447.00
10	Ballari	hadagli	ITTIGI	Hobli	SUNFLOWER	IRR	0			Taluk Level	2	1447.00
11	Ballari	hadagli	HIREHADAGALI	Hobli	SUNFLOWER	IRR	0			Taluk Level	2	1447.00
12	Ballari	HagariBommannaHalli	HAGARIBOMMANAHALLI	Hobli	PADDY	IRR	177	10	1863.04			
13	Ballari	HagariBommannaHalli	KOGALI	Hobli	PADDY	IRR	37	10	3680.16			
14	Ballari	HagariBommannaHalli	HAMPASAGARA	Hobli	PADDY	IRR	195	10	6177.88			

**Government of Karnataka**  
**Directorate of Economics and Statistics**  
**Hobli Level Average Yield data for Summer season 2018-19**

S.N	District	Taluk	Insurance Unit (hobli/ GP)	GP/ HOBLI	Crop	IRR RF	Area Sown Ha	No_CCEs_Conducted	Average Yield(Kg/Ha)	Name_Of_Higher_Level	No_cce_Conducted_Higher	Higher Average Yield(Kg/Ha)
15	Ballari	HagariBommannaHalli	TAMBRAHALLI	Hobli	PADDY	IRR	213			Taluk Level	39	3563.17
16	Ballari	HagariBommannaHalli	HAGARIBOMMANAHALLI	Hobli	SUNFLOWER	IRR	3			Taluk Level	2	712.87
17	Ballari	HagariBommannaHalli	KOGALI	Hobli	SUNFLOWER	IRR	0			Taluk Level	2	712.87
18	Ballari	HagariBommannaHalli	HAMPASAGARA	Hobli	SUNFLOWER	IRR	0			Taluk Level	2	712.87
19	Ballari	HagariBommannaHalli	TAMBRAHALLI	Hobli	SUNFLOWER	IRR	4			Taluk Level	2	712.87
20	Ballari	Harapanahalli	ARASIKERI	Hobli	GROUNDNUT	IRR	3			Taluk Level	36	1341.19
21	Ballari	Harapanahalli	CHIGATERI	Hobli	GROUNDNUT	IRR	36	10	1356.89			
22	Ballari	Harapanahalli	KASABA	Hobli	GROUNDNUT	IRR	104	10	1352.21			
23	Ballari	Harapanahalli	TELAGI	Hobli	GROUNDNUT	IRR	158	10	1513.44			
24	Ballari	Harapanahalli	CHIGATERI	Hobli	Onion	IRR	0			Taluk Level	6	9186.67
25	Ballari	Harapanahalli	TELAGI	Hobli	Onion	IRR	3			Taluk Level	6	9186.67
26	Ballari	Harapanahalli	ARASIKERI	Hobli	PADDY	IRR	1187	10	4910.16			
27	Ballari	Harapanahalli	TELAGI	Hobli	PADDY	IRR	849	10	5746.56			
28	Ballari	Harapanahalli	ARASIKERI	Hobli	RAGI	IRR	2			Taluk Level	26	1893.08

**Government of Karnataka**  
**Directorate of Economics and Statistics**  
**Hobli Level Average Yield data for Summer season 2018-19**

S.N	District	Taluk	Insurance Unit (hobli/ GP)	GP/ HOBLI	Crop	IRR RF	Area Sown Ha	No_CCEs_Conducted	Average Yield(Kg/Ha)	Name_Of_Higher_Level	No_cce_Conducted_Higher	Higher Average Yield(Kg/Ha)
29	Ballari	Harapanahalli	CHIGATERI	Hobli	RAGI	IRR	1			Taluk Level	26	1893.08
30	Ballari	Harapanahalli	KASABA	Hobli	RAGI	IRR	173	10	1952.21			
31	Ballari	Harapanahalli	TELAGI	Hobli	RAGI	IRR	142	10	1638.94			
32	Ballari	Hosapete	KAMALAPURA	Hobli	GROUNDNUT	IRR	3			Taluk Level	14	1204.38
33	Ballari	Hosapete	KAMPLI	Hobli	GROUNDNUT	IRR	17	10	1201.90			
34	Ballari	Hosapete	MARIYAMMANAHALLI	Hobli	GROUNDNUT	IRR	0			Taluk Level	14	1204.38
35	Ballari	Hosapete	KAMALAPURA	Hobli	Onion	IRR	16	10	8368.00			
36	Ballari	Kudligi	KUDLIGI	Hobli	GROUNDNUT	IRR	56			Taluk Level	34	966.40
37	Ballari	Kudligi	GUDEKOTE	Hobli	GROUNDNUT	IRR	55			Taluk Level	34	966.40
38	Ballari	Kudligi	HOSAHALLI	Hobli	GROUNDNUT	IRR	99	10	725.74			
39	Ballari	Kudligi	KOTTURU	Hobli	GROUNDNUT	IRR	85	10	910.34			
40	Ballari	Kudligi	KUDLIGI	Hobli	Onion	IRR	6			Taluk Level	8	13885.00
41	Ballari	Kudligi	GUDEKOTE	Hobli	Onion	IRR	0			Taluk Level	8	13885.00
42	Ballari	Kudligi	HOSAHALLI	Hobli	Onion	IRR	9			Taluk Level	8	13885.00


**Government of Karnataka**  
**Directorate of Economics and Statistics**  
**Hobli Level Average Yield data for Summer season 2018-19**

S.N	District	Taluk	Insurance Unit (hobli/ GP)	GP/ HOBLI	Crop	IRR RF	Area_Sown_Ha	No_CCEs_Conducted	Average Yield(Kg/Ha)	Name_Of_Higher_Level	No_cce Conducted_Higher	Higher Average Yield(Kg/Ha)
43	Ballari	Kudligi	KOTTURU	Hobli	Onion	IRR	0			Taluk Level	8	13885.00
44	Ballari	Kudligi	GUDEKOTE	Hobli	PADDY	IRR	0			District Level	270	5763.64
45	Ballari	Kudligi	GUDEKOTE	Hobli	SUNFLOWER	IRR	0			District Level	4	1080.10
46	Ballari	Kudligi	HOSAHALLI	Hobli	SUNFLOWER	IRR	0			District Level	4	1080.10
47	Ballari	Kudligi	KOTTURU	Hobli	SUNFLOWER	IRR	0			District Level	4	1080.10
48	Ballari	Kurugodu	KURUGODU	Hobli	GROUNDNUT	IRR	0			District Level	332	1118.50
49	Ballari	Kurugodu	KURUGODU	Hobli	PADDY	IRR	3631	10	6193.95			
50	Ballari	Kurugodu	KURUGODU	Hobli	SUNFLOWER	IRR	0			District Level	4	1080.10
51	Ballari	Sandur	SANDURU	Hobli	Onion	IRR	22	10	5622.00			
52	Ballari	Sandur	CHORANURU	Hobli	Onion	IRR	20			Taluk Level	16	7026.25
53	Ballari	Sandur	TORANAGALLU	Hobli	PADDY	IRR	196	10	5185.68			
54	Ballari	Sandur	CHORANURU	Hobli	PADDY	IRR	0			Taluk Level	10	5185.68
55	Ballari	Sirguppa	TEKKALAKOTE	Hobli	GROUNDNUT	IRR	0			District Level	332	1118.50
56	Ballari	Sirguppa	SIRUGUPPA	Hobli	SUNFLOWER	IRR	0			District Level	4	1080.10



**Government of Karnataka**  
**Directorate of Economics and Statistics**  
**Hobli Level Average Yield data for Summer season 2018-19**

S.N	District	Taluk	Insurance Unit (hobli/ GP)	GP/ HOBLI	Crop	IRR_ RF	Area_ Sown_ Ha	No_CCEs_ Conducted	Average Yield(Kg/Ha)	Name_Of_ Higher_Le vel	No_cce Conducted_ Higher	Higher Average Yield(Kg/Ha)
57	Ballari	Sirguppa	HACHCHOLLI	Hobli	SUNFLOWER	IRR	0			District Level	4	1080.10
58	Ballari	Sirguppa	KARURU	Hobli	SUNFLOWER	IRR	0			District Level	4	1080.10
59	Ballari	Sirguppa	TEKKALAKOTE	Hobli	SUNFLOWER	IRR	0			District Level	4	1080.10

  
Joint Director  
Crop insurance scheme Division  
**Directorate of Economics and Statistics**

Q




**Government of Karnataka**  
**Directorate of Economics and Statistics**  
**Hobli Level Average Yield data for Summer season 2018-19**

S.N	District	Taluk	Insurance Unit (hobli/ GP)	GP/ HOBLI	Crop	IRR_Rf	Area_Sown_Ha	No_CCEs_Conducted	Average Yield(Kg/Ha)	Name_Of_Higher_Level	No_cce_Conducted_Higher	Higher Average Yield(Kg/Ha)
1	Belagavi	Bailhongal	BAILAHONGALA	Hobli	GROUNDNUT	IRR	91			Taluk Level	8	911.19
2	Belagavi	Bailhongal	BAILAHONGALA(H)	Hobli	Maize (Makka)(Irrigated)	IRR						4462.69
3	Belagavi	Bailhongal	NESARAGI(H)	Hobli	Maize (Makka)(Irrigated)	IRR						4462.69
4	Belagavi	Gokak	GOKAKA	Hobli	GROUNDNUT	IRR	28			Taluk Level	22	1127.15
5	Belagavi	Gokak	ARABHANVI	Hobli	GROUNDNUT	IRR	25			Taluk Level	22	1127.15
6	Belagavi	Gokak	KOWJALAGI	Hobli	GROUNDNUT	IRR	35			Taluk Level	22	1127.15
7	Belagavi	Gokak	ARABHANVI(H)	Hobli	Maize (Makka)(Irrigated)	IRR			4778.53			
8	Belagavi	Gokak	GOKAKA(H)	Hobli	Maize (Makka)(Irrigated)	IRR			2831.61			
9	Belagavi	Hukkari	HUKKERI	Hobli	GROUNDNUT	IRR	282	10	2568.69			
10	Belagavi	Kittur	KITTURA(H)	Hobli	Maize (Makka)(Irrigated)	IRR						3632.48
11	Belagavi	Kittur	KITTURA	Hobli	Tomato	NS	98			Taluk Level	8	4475.25
12	Belagavi	Ramadurg	SUREBANA	Hobli	GROUNDNUT	IRR	743	10	756.20			
13	Belagavi	Ramadurg	KATAKOLA	Hobli	GROUNDNUT	IRR	718	10	1584.60			
14	Belagavi	Ramadurg	MUDAKAVI	Hobli	GROUNDNUT	IRR	775	10	625.74			

**Government of Karnataka**  
**Directorate of Economics and Statistics**  
**Hobli Level Average Yield data for Summer season 2018-19**

S.N	District	Taluk	Insurance Unit (hobli/ GP)	GP/ HOBLI	Crop	IRR RF	Area Sown Ha	No_CCEs_Conducted	Average Yield(Kg/Ha)	Name_Of_Higher_Level	No_cce_Conducted_Higher	Higher Average Yield(Kg/Ha)
15	Belagavi	Ramadurg	K CHANDARAGI	Hobli	GROUNDNUT	IRR	736	10	540.64			
16	Belagavi	Ramadurg	K CHANDARAGI(H)	Hobli	Maize (Makka)(Irrigated)	IRR						1427.78
17	Belagavi	Ramadurg	SUREBANA	Hobli	SUNFLOWER	IRR	110			Taluk Level	32	1227.80
18	Belagavi	Ramadurg	KATAKOLA	Hobli	SUNFLOWER	IRR	115	10	1130.22			
19	Belagavi	Ramadurg	MUDAKAVI	Hobli	SUNFLOWER	IRR	110	10	926.94			
20	Belagavi	Ramadurg	K CHANDARAGI	Hobli	SUNFLOWER	IRR	7			Taluk Level	32	1227.80
21	Belagavi	Savadatti	SAVADATTI	Hobli	GROUNDNUT	IRR	133	10	829.62			
22	Belagavi	Savadatti	MUNAVALLI	Hobli	GROUNDNUT	IRR	583	10	853.92			
23	Belagavi	Savadatti	YARAGATTI	Hobli	GROUNDNUT	IRR	364	10	918.13			
24	Belagavi	Savadatti	MURAGODA	Hobli	GROUNDNUT	IRR	197	10	1097.89			
25	Belagavi	Savadatti	YARAGATTI(H)	Hobli	Maize (Makka)(Irrigated)	IRR			3338.98			

  
Joint Director  
Crop insurance scheme Division  
Directorate of Economics and Statistics

**Government of Karnataka**  
**Directorate of Economics and Statistics**

**Hobli Level Average Yield data for Summer season 2018-19**

S.N	District	Taluk	Insurance Unit (hobli/ GP)	GP/ HOBLI	Crop	IRR/ RF	Area Sown Ha	No_CCEs_Conducted	Average Yield(Kg/Ha)	Name_Of_Higher_Level	No_cce_Conducted_Higher	Higher Average Yield(Kg/Ha)
1	ChamarajNagar	ChamarajaNagara	CHANDAKAVADI	Hobli	PADDY	IRR	76	10	3030.72			
2	ChamarajNagar	Gundlupet	KASABA	Hobli	Onion	IRR	13			Taluk Level	17	7285.06
3	ChamarajNagar	Gundlupet	HANGALA	Hobli	Onion	IRR	10			Taluk Level	17	7285.06
4	ChamarajNagar	Gundlupet	BEGURU	Hobli	Onion	IRR	4			Taluk Level	17	7285.06
5	ChamarajNagar	Gundlupet	KASABA	Hobli	Tomato	NS	50	10	7784.40			
6	ChamarajNagar	Gundlupet	TERAKANAMBI	Hobli	Tomato	NS	60	10	11578.00			
7	ChamarajNagar	Gundlupet	BEGURU	Hobli	Tomato	NS	60			Taluk Level	29	8222.07
8	ChamarajNagar	Kollegala	KASABA	Hobli	PADDY	IRR	69	10	5861.36			
9	ChamarajNagar	Kollegala	PALYA	Hobli	PADDY	IRR	49	10	5412.00			
10	ChamarajNagar	Kollegala	KASABA	Hobli	RAGI	IRR	13	10	2676.77			

Government of Karnataka

Directorate of Economics and Statistics

Hobli Level Average Yield data for Summer season 2018-19

S.N	District	Taluk	Insurance Unit (hobli/ GP)	GP/ HOBLI	Crop	IRR_RF	Area_Sown_Ha	No_CCEs_Conducted	Average Yield(Kg/Ha)	Name_Of_Higher_Level	No_cce_Conducted_Higher	Higher Average Yield(Kg/Ha)
11	ChamarajNagar	Yalandur	KASABA	Hobli	PADDY	IRR	0			District Level	30	4768.03
12	ChamarajNagar	Yalandur	KASABA	Hobli	RAGI	IRR	42	10	2160.10			

  
Joint Director  
Crop insurance scheme Division  
Directorate of Economics and Statistics

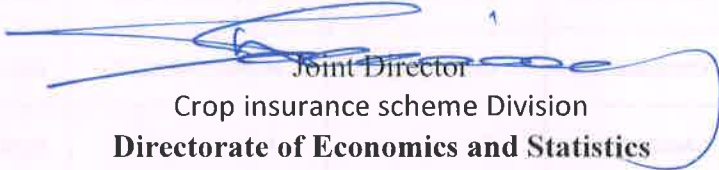


**Government of Karnataka**  
**Directorate of Economics and Statistics**  
**Hobli Level Average Yield data for Summer season 2018-19**

S.N	District	Taluk	Insurance Unit (hobli/ GP)	GP/ HOBLI	Crop	IRR_ RF	Area_ Sown_ Ha	No_ CCEs_ Conducted	Average Yield(Kg/Ha)	Name_Of_ Higher_ Level	No_ cce Conducted_ Higher	Higher Average Yield(Kg/Ha)
1	Chikkaballapur	Bagepalli	PATAPALYA	Hobli	SUNFLOWER	IRR				State Level	230	1125.84
2	Chikkaballapur	Chinthamani	KASABA	Hobli	PADDY	IRR				State Level	2284	4698.46
3	Chikkaballapur	Chinthamani	KAIVARA	Hobli	PADDY	IRR				State Level	2284	4698.46
4	Chikkaballapur	Chinthamani	AMBAJIDURGA	Hobli	PADDY	IRR				State Level	2284	4698.46
5	Chikkaballapur	Chinthamani	CHILAKALANERPU	Hobli	PADDY	IRR				State Level	2284	4698.46
6	Chikkaballapur	Chinthamani	MUNGANAHALLI	Hobli	PADDY	IRR				State Level	2284	4698.46
7	Chikkaballapur	Chinthamani	MURAGAMALLA	Hobli	PADDY	IRR				State Level	2284	4698.46
8	Chikkaballapur	Gauribidanur	NAGARAGERE	Hobli	GROUNDNUT	IRR				Taluk Level	5	1765.45
9	Chikkaballapur	Gauribidanur	D PALYA	Hobli	GROUNDNUT	IRR				Taluk Level	5	1765.45
10	Chikkaballapur	Gauribidanur	MANCHENAHALLI	Hobli	GROUNDNUT	IRR				Taluk Level	5	1765.45
11	Chikkaballapur	Gauribidanur	TONDEBAVI	Hobli	GROUNDNUT	IRR				Taluk Level	5	1765.45
12	Chikkaballapur	Gauribidanur	HOSURU	Hobli	GROUNDNUT	IRR				Taluk Level	5	1765.45
13	Chikkaballapur	Gauribidanur	NAGARAGERE	Hobli	PADDY	IRR				State Level	2284	4698.46
14	Chikkaballapur	Gauribidanur	KASABA	Hobli	SUNFLOWER	IRR				State Level	230	1125.84

**Government of Karnataka**  
**Directorate of Economics and Statistics**  
**Hobli Level Average Yield data for Summer season 2018-19**

S.N	District	Taluk	Insurance Unit (hobli/ GP)	GP/ HOBLI	Crop	IRR_RF	Area_Sown_Ha	No_CCEs_Conducted	Average Yield(Kg/Ha)	Name_Of_Higher_Level	No_cce_Conducted_Higher	Higher Average Yield(Kg/Ha)
15	Chikkaballapur	Gauribidanur	NAGARAGERE	Hobli	SUNFLOWER	IRR				State Level	230	1125.84
16	Chikkaballapur	Gauribidanur	D PALYA	Hobli	SUNFLOWER	IRR				State Level	230	1125.84
17	Chikkaballapur	Gauribidanur	MANCHENAHALLI	Hobli	SUNFLOWER	IRR				State Level	230	1125.84
18	Chikkaballapur	Gauribidanur	TONDEBAVI	Hobli	SUNFLOWER	IRR				State Level	230	1125.84
19	Chikkaballapur	Gauribidanur	HOSURU	Hobli	SUNFLOWER	IRR				State Level	230	1125.84

  
Joint Director  
Crop insurance scheme Division  
Directorate of Economics and Statistics





Government of Karnataka  
Directorate of Economics and Statistics

Hobli Level Average Yield data for Summer season 2018-19

S.N	District	Taluk	Insurance Unit (hobli/ GP)	GP/ HOBLI	Crop	IRR_RF	Area_Sown_Ha	No_CCEs_Conducted	Average Yield(Kg/Ha)	Name_Of_Higher_Level	No_cce_Conducted_Higher	Higher Average Yield(Kg/Ha)
1	Chikkamagaluru	Kadur	KASABA	Hobli	GROUNDNUT	IRR	1			Taluk Level	6	783.91
2	Chikkamagaluru	Kadur	BEERURU	Hobli	GROUNDNUT	IRR	1			Taluk Level	6	783.91
3	Chikkamagaluru	Mudigere	KALASA	Hobli	PADDY	IRR	7			Taluk Level	8	3329.61
4	Chikkamagaluru	Tarikere	KASABA	Hobli	PADDY	IRR	60	10	7339.56			
5	Chikkamagaluru	Tarikere	LAKKAVALLI	Hobli	PADDY	IRR	1800	10	5553.70			

  
Joint Director

Crop insurance scheme Division  
Directorate of Economics and Statistics



**Government of Karnataka**  
**Directorate of Economics and Statistics**  
**Hobli Level Average Yield data for Summer season 2018-19**

S.N	District	Taluk	Insurance Unit (hobli/ GP)	GP/ HOBLI	Crop	IRR_ RF	Area_ Sown_ Ha	No_ CCEs_ Conducted	Average Yield(Kg/Ha)	Name_Of_ Higher_ Level	No_ cce Conducted_ Higher	Higher Average Yield(Kg/Ha)
1	Chitradurga	Challakere	PARASHURA0PURA	Hobli	PADDY	IRR	1			Taluk Level	6	3862.75
2	Chitradurga	Challakere	TALAKU	Hobli	PADDY	IRR	14			Taluk Level	6	3862.75
3	Chitradurga	Challakere	NAYAKANAHATTI	Hobli	PADDY	IRR	0			Taluk Level	6	3862.75
4	Chitradurga	Challakere	KASABA	Hobli	RAGI	IRR	148	10	1171.98			
5	Chitradurga	Challakere	PARASHURA0PURA	Hobli	RAGI	IRR	131	10	1018.99			
6	Chitradurga	Challakere	TALAKU	Hobli	RAGI	IRR	195	10	2305.10			
7	Chitradurga	Challakere	NAYAKANAHATTI	Hobli	RAGI	IRR	117	10	1353.97			
8	Chitradurga	Challakere	KASABA	Hobli	SUNFLOWER	IRR	0			State Level	230	1125.84
9	Chitradurga	Challakere	PARASHURA0PURA	Hobli	SUNFLOWER	IRR	0			State Level	230	1125.84
10	Chitradurga	Challakere	NAYAKANAHATTI	Hobli	SUNFLOWER	IRR	0			State Level	230	1125.84
11	Chitradurga	Chitradurga	KASABA	Hobli	GROUNDNUT	IRR	4			Taluk Level	6	691.35
12	Chitradurga	Chitradurga	BHARAMASAGARA	Hobli	GROUNDNUT	IRR	2			Taluk Level	6	691.35
13	Chitradurga	Hiiriyur	KASABA	Hobli	PADDY	IRR	0			District Level	23	3128.98

(9)


**Government of Karnataka**  
**Directorate of Economics and Statistics**  
**Hobli Level Average Yield data for Summer season 2018-19**

S.N	District	Taluk	Insurance Unit (hobli/ GP)	GP/ HOBLI	Crop	IRR RF	Area Sown Ha	No_CCEs_Conducted	Average Yield(Kg/Ha)	Name_Of_Higher_Level	No_cce_Conducted_Higher	Higher Average Yield(Kg/Ha)
14	Chitradurga	Hiiriyur	AIMANGALA	Hobli	PADDY	IRR	0			District Level	23	3128.98
15	Chitradurga	Hiiriyur	DHARMAPURA	Hobli	PADDY	IRR	0			District Level	23	3128.98
16	Chitradurga	Hiiriyur	J G HALLI	Hobli	PADDY	IRR	0			District Level	23	3128.98
17	Chitradurga	Hiiriyur	KASABA	Hobli	RAGI	IRR	2			Taluk Level	19	1111.50
18	Chitradurga	Hiiriyur	AIMANGALA	Hobli	RAGI	IRR	24			Taluk Level	19	1111.50
19	Chitradurga	Hiiriyur	DHARMAPURA	Hobli	RAGI	IRR	14			Taluk Level	19	1111.50
20	Chitradurga	Hiiriyur	J G HALLI	Hobli	RAGI	IRR	64			Taluk Level	19	1111.50
21	Chitradurga	Hiiriyur	KASABA	Hobli	SUNFLOWER	IRR	0			State Level	230	1125.84
22	Chitradurga	Hiiriyur	AIMANGALA	Hobli	SUNFLOWER	IRR	0			State Level	230	1125.84
23	Chitradurga	Hiiriyur	DHARMAPURA	Hobli	SUNFLOWER	IRR	0			State Level	230	1125.84
24	Chitradurga	Hiiriyur	J G HALLI	Hobli	SUNFLOWER	IRR	0			State Level	230	1125.84
25	Chitradurga	Molakalmur	KASABA	Hobli	GROUNDNUT	IRR	17			Taluk Level	18	739.08
26	Chitradurga	Molakalmur	DEVASAMUDRA	Hobli	GROUNDNUT	IRR	39			Taluk Level	18	739.08

(9)

**Government of Karnataka**  
**Directorate of Economics and Statistics**  
**Hobli Level Average Yield data for Summer season 2018-19**

S.N	District	Taluk	Insurance Unit (hobli/ GP)	GP/ HOBLI	Crop	IRR_ RF	Area_ Sown_ Ha	No_CCEs_ Conducted	Average Yield(Kg/Ha)	Name_Of_ Higher_Le vel	No_cce Conducted_ Higher	Higher Average Yield(Kg/Ha)
27	Chitradurga	Molakalmur	KASABA	Hobli	PADDY	IRR	7	10	3512.88			
28	Chitradurga	Molakalmur	DEVASAMUDRA	Hobli	PADDY	IRR	8			Taluk Level	17	2870.00

  
Joint Director  
Crop insurance scheme Division  
Directorate of Economics and Statistics






Government of Karnataka

Directorate of Economics and Statistics

Hobli Level Average Yield data for Summer season 2018-19

S.N	District	Taluk	Insurance Unit (hobli/ GP)	GP/ HOBLI	Crop	IRR_ RF	Area_ Sown_ Ha	No_CCEs_ Conducted	Average Yield(Kg/Ha)	Name_Of_ Higher_Le vel	No_cce Conducted_ Higher	Higher Average Yield(Kg/Ha)
1	DakshinaKannada	Bantwal	BANTVALA	Hobli	PADDY	IRR	0			State Level	2284	4698.46
2	DakshinaKannada	Bantwal	PANEMANGALURU	Hobli	PADDY	IRR	0			State Level	2284	4698.46

  
Joint Director  
Crop insurance scheme Division  
Directorate of Economics and Statistics







**Government of Karnataka**  
**Directorate of Economics and Statistics**  
**Hobli Level Average Yield data for Summer season 2018-19**

S.N	District	Taluk	Insurance Unit (hobli/ GP)	GP/ HOBLI	Crop	IRR RF	Area Sown Ha	No_CCEs Conducted	Average Yield(Kg/Ha)	Name Of Higher Level	No_cce Conducted Higher	Higher Average Yield(Kg/Ha)
1	Davangere	Channagiri	BASAVAPATTANA-1	Hobli	PADDY	IRR	3210	10	7494.80			
2	Davangere	Channagiri	BASAVAPATTANA-2	Hobli	PADDY	IRR	5480	10	7025.76			
3	Davangere	Channagiri	SANTEBENNURU-1	Hobli	PADDY	IRR	1550	10	3236.87			
4	Davangere	Channagiri	SANTEBENNURU-2	Hobli	PADDY	IRR	785	10	6018.80			
5	Davangere	Davanagere	KASABA	Hobli	GROUNDNUT	IRR	17			Taluk Level	14	1648.45
6	Davangere	Davanagere	ANAGODU	Hobli	GROUNDNUT	IRR	0			Taluk Level	14	1648.45
7	Davangere	Davanagere	MAYAKONDA	Hobli	GROUNDNUT	IRR	4			Taluk Level	14	1648.45
8	Davangere	Davanagere	ANAGODU	Hobli	Tomato	NS	59	10	10131.16			
9	Davangere	Harihar	KASABA(H)	Hobli	Cowpea/Alasande(Irrigated )	IRR						136.76
10	Davangere	Harihar	MALEBENNURU(H)	Hobli	Cowpea/Alasande(Irrigated )	IRR						136.76
11	Davangere	Harihar	KASABA	Hobli	GROUNDNUT	IRR	0			District Level	68	1275.50

(Q)


**Government of Karnataka**  
**Directorate of Economics and Statistics**  
**Hobli Level Average Yield data for Summer season 2018-19**

S.N	District	Taluk	Insurance Unit (hobli/ GP)	GP/ HOBLI	Crop	IRR RF	Area Sown Ha	No_CCEs_Conducted	Average Yield(Kg/Ha)	Name_Of_Higher_Level	No_cce_Conducted_Higher	Higher Average Yield(Kg/Ha)
12	Davangere	Harihar	KASABA	Hobli	PADDY	IRR	2634	10	4067.63			
13	Davangere	Harihar	MALEBENNURU	Hobli	PADDY	IRR	10052	10	5907.77			
14	Davangere	Honnali	KASABA	Hobli	GROUNDNUT	IRR	40	10	1224.64			
15	Davangere	Honnali	SASVEHALLI-1	Hobli	GROUNDNUT	IRR	0			Taluk Level	34	1411.89
16	Davangere	Honnali	GOVINAKOVI-2	Hobli	GROUNDNUT	IRR	5			Taluk Level	34	1411.89
17	Davangere	Honnali	GOVINAKOVI-1	Hobli	GROUNDNUT	IRR	55	10	1484.95			
18	Davangere	Honnali	BELAGUTTI	Hobli	GROUNDNUT	IRR	110	10	1578.85			
19	Davangere	Honnali	SASVEHALLI-2	Hobli	PADDY	IRR	3210	10	5643.63			
20	Davangere	Honnali	KASABA	Hobli	PADDY	IRR	1010	10	4949.19			
21	Davangere	Honnali	SASVEHALLI-1	Hobli	PADDY	IRR	2810	10	5641.60			
22	Davangere	Honnali	GOVINAKOVI-2	Hobli	PADDY	IRR	918	10	4432.26			

(8)

**Government of Karnataka**  
**Directorate of Economics and Statistics**  
**Hobli Level Average Yield data for Summer season 2018-19**

S.N	District	Taluk	Insurance Unit (hobli/ GP)	GP/ HOBLI	Crop	IRR_ RF	Area_ Sown_ Ha	No_CCEs_ Conducted	Average Yield(Kg/Ha)	Name_Of_ Higher_Le vel	No_cce Conducted_ Higher	Higher Average Yield(Kg/Ha)
23	Davangere	Honnali	GOVINAKOVI-1	Hobli	PADDY	IRR	1112	10	4847.84			
24	Davangere	Honnali	BELAGUTTI	Hobli	PADDY	IRR	2			Taluk Level	50	5102.91
25	Davangere	Honnali	KASABA	Hobli	SUNFLOWER	IRR	10			Taluk Level	4	1386.85
26	Davangere	Honnali	BELAGUTTI	Hobli	SUNFLOWER	IRR	0			Taluk Level	4	1386.85
27	Davangere	Jagalur	KASABA	Hobli	GROUNDNUT	IRR	35	10	459.93			
28	Davangere	Jagalur	SOKKE	Hobli	GROUNDNUT	IRR	18	10	1105.23			

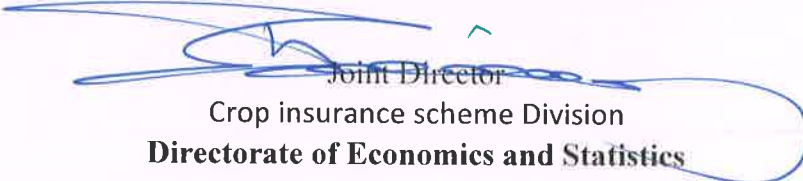
  
Joint Director  
Crop insurance scheme Division  
Directorate of Economics and Statistics

82



**Government of Karnataka**  
**Directorate of Economics and Statistics**  
**Hobli Level Average Yield data for Summer season 2018-19**

S.N	District	Taluk	Insurance Unit (hobli/ GP)	GP/ HOBLI	Crop	IRR_RF	Area_Sown_Ha	No_CCEs_Conducted	Average Yield(Kg/Ha)	Name_Of_Higher_Level	No_cce_Conducted_Higher	Higher Average Yield(Kg/Ha)
1	Dharwad	Dharwad	GARAGA(H)	Hobli	Maize (Makka)(Irrigated)	IRR						1350.95
2	Dharwad	Hubballi	CHABBI	Hobli	GROUNDNUT	IRR		10	720.27			
3	Dharwad	Kalgatigi	DHUMMAVADA	Hobli	GROUNDNUT	IRR		10	1434.48			
4	Dharwad	Kundgol	SANSHI	Hobli	GROUNDNUT	IRR		10	702.05			

  
Joint Director  
Crop insurance scheme Division  
Directorate of Economics and Statistics





**Government of Karnataka  
Directorate of Economics and Statistics**

**Hobli Level Average Yield data for Summer season 2018-19**


S.N	District	Taluk	Insurance Unit (hobli/ GP)	GP/ HOBLI	Crop	IRR_RF	Area Sown Ha	No_CCEs_Conducted	Average Yield(Kg/Ha)	Name_Of_Higher_Level	No_cce_Conducted_Higher	Higher Average Yield(Kg/Ha)
1	Gadag	Gadag	GADAGA	Hobli	GROUNDNUT	IRR	49	10	683.83			
2	Gadag	Gadag	BETAGERI	Hobli	GROUNDNUT	IRR	6			Taluk Level	16	694.24
3	Gadag	Gadag	BETAGERI	Hobli	SUNFLOWER	IRR	0			District Level	10	440.86
4	Gadag	Gajendragad	NAREGALLA	Hobli	SUNFLOWER	IRR	0			District Level	10	440.86
5	Gadag	Lakshmeshwar	LAKSHMESHVARA(H)	Hobli	Cowpea/Alasande(Irrigated )	IRR			213.96			
6	Gadag	Mundargi	MUNDARAGI(H)	Hobli	Cowpea/Alasande(Irrigated )	IRR			59.56			
7	Gadag	Mundargi	MUNDARAGI	Hobli	PADDY	IRR	1163	10	3762.98			
8	Gadag	Mundargi	MUNDARAGI	Hobli	SUNFLOWER	IRR	3			Taluk Level	4	718.27
9	Gadag	Mundargi	DAMBALA	Hobli	SUNFLOWER	IRR	0			Taluk Level	4	718.27
10	Gadag	Ron	RONA	Hobli	SUNFLOWER	IRR	4			Taluk Level	6	255.91
11	Gadag	Ron	HOLEALURA	Hobli	SUNFLOWER	IRR	7			Taluk Level	6	255.91

(S)

Government of Karnataka  
Directorate of Economics and Statistics

Hobli Level Average Yield data for Summer season 2018-19

S.N	District	Taluk	Insurance Unit (hobli/ GP)	GP/ HOBLI	Crop	IRR_RF	Area_Sown_Ha	No_CCEs_Conducted	Average Yield(Kg/Ha)	Name_Of_Higher_Level	No_cce_Conducted_Higher	Higher Average Yield(Kg/Ha)
12	Gadag	Shirahatti	SHIRAHATTI	Hobli	PADDY	IRR	58	10	4029.48			
13	Gadag	Shirahatti	SHIRAHATTI	Hobli	SUNFLOWER	IRR	0			District Level	10	440.86

  
Joint Director  
Crop insurance scheme Division  
Directorate of Economics and Statistics






**Government of Karnataka**  
**Directorate of Economics and Statistics**  
**Hobli Level Average Yield data for Summer season 2018-19**

S.N	District	Taluk	Insurance Unit (hobli/ GP)	GP/ HOBLI	Crop	IRR RF	Area Sown Ha	No_CCEs_Conducted	Average Yield(Kg/Ha)	Name_Of_Higher_Level	No_cce_Conducted_Higher	Higher Average Yield(Kg/Ha)
1	Hasan	Alur	KASABA	Hobli	PADDY	IRR				District Level	47	4459.82
2	Hasan	Alur	PALYA	Hobli	PADDY	IRR				District Level	47	4459.82
3	Hasan	Arkalgud	KASABA	Hobli	PADDY	IRR				District Level	47	4459.82
4	Hasan	Arkalgud	KONANURU	Hobli	PADDY	IRR				District Level	47	4459.82
5	Hasan	Belur	AREHALLI	Hobli	PADDY	IRR				District Level	47	4459.82
6	Hasan	Chanrayapatna	KASABA	Hobli	PADDY	IRR				Taluk Level	17	4954.73
7	Hasan	Chanrayapatna	DANDIGANAHALLI	Hobli	PADDY	IRR				Taluk Level	17	4954.73
8	Hasan	Hassan	KATTAYA	Hobli	GROUNDNUT	IRR				State Level	2360	864.13
9	Hasan	Hassan	KATTAYA	Hobli	PADDY	IRR				District Level	47	4459.82
10	Hasan	Holenarasipura	KASABA	Hobli	PADDY	IRR		10	5313.60			
11	Hasan	Holenarasipura	HALEKOTE	Hobli	PADDY	IRR		10	3640.80			

②

**Government of Karnataka**  
**Directorate of Economics and Statistics**  
**Hobli Level Average Yield data for Summer season 2018-19**

S.N	District	Taluk	Insurance Unit (hobli/ GP)	GP/ HOBLI	Crop	IRR RF	Area Sown Ha	No_CCEs_Conducted	Average Yield(Kg/Ha)	Name_Of_Higher_Level	No_cce_Conducted_Higher	Higher Average Yield(Kg/Ha)
12	Hasan	Holenarasipura	HALLIMAISURU	Hobli	PADDY	IRR		10	3583.73			
13	Hasan	Sakleshpura	KASABA	Hobli	PADDY	IRR				District Level	47	4459.82

  
 Joint Director  
 Crop insurance scheme Division  
 Directorate of Economics and Statistics

②

**Government of Karnataka  
Directorate of Economics and Statistics**


**Hobli Level Average Yield data for Summer season 2018-19**

S.N	District	Taluk	Insurance Unit (hobli/ GP)	GP/ HOBLI	Crop	IRR RF	Area Sown Ha	No_CCEs_Conducted	Average Yield(Kg/Ha)	Name_Of_Higher_Level	No_cce_Conducted_Higher	Higher Average Yield(Kg/Ha)
1	Haveri	Hangal	AKKIALURA	Hobli	GROUNDNUT	IRR	13	10	1018.80			
2	Haveri	Hangal	BAMMANALLI	Hobli	GROUNDNUT	IRR	4			Taluk Level	14	1070.37
3	Haveri	Hangal	HANAGALLA	Hobli	PADDY	IRR	171	10	2187.76			
4	Haveri	Hangal	AKKIALURA	Hobli	PADDY	IRR	925	10	2335.36			
5	Haveri	Hangal	BAMMANALLI	Hobli	PADDY	IRR	4			Taluk Level	20	2261.56
6	Haveri	Hangal	AKKIALURA	Hobli	SUNFLOWER	IRR	0			District Level	10	1267.61
7	Haveri	Hangal	BAMMANALLI	Hobli	SUNFLOWER	IRR	2			District Level	10	1267.61
8	Haveri	Haveri	GUTTALA	Hobli	PADDY	IRR	285	10	2391.12			
9	Haveri	Haveri	KARAJAGI	Hobli	SUNFLOWER	IRR	0			District Level	10	1267.61
10	Haveri	Haveri	GUTTALA	Hobli	SUNFLOWER	IRR	0			District Level	10	1267.61
11	Haveri	Hirekerur	HIREKERURA	Hobli	GROUNDNUT	IRR	1			Taluk Level	10	1127.27
12	Haveri	Hirekerur	RATTEEHALLI	Hobli	GROUNDNUT	IRR	86	10	1127.27			
13	Haveri	Hirekerur	RATTEEHALLI	Hobli	PADDY	IRR	425	10	3562.08			
14	Haveri	Hirekerur	HIREKERURA	Hobli	SUNFLOWER	IRR	0			Taluk Level	10	1267.61

**Government of Karnataka  
Directorate of Economics and Statistics**

**Hobli Level Average Yield data for Summer season 2018-19**


S.N	District	Taluk	Insurance Unit (hobli/ GP)	GP/ HOBLI	Crop	IRR RF	Area Sown Ha	No_CCEs_ Conducted	Average Yield(Kg/Ha)	Name_Of_ Higher_Le vel	No_cce Conducted_ Higher	Higher Average Yield(Kg/Ha)
15	Haveri	Hirekerur	RATTEEHALLI	Hobli	SUNFLOWER	IRR	167	10	1267.61			
16	Haveri	Ranebennur	KUPPELURA	Hobli	GROUNDNUT	IRR	43	10	1411.69			
17	Haveri	Ranebennur	MEDLERI	Hobli	GROUNDNUT	IRR	172	10	1105.32			
18	Haveri	Ranebennur	KUPPELURA	Hobli	PADDY	IRR	1822	10	6141.14			
19	Haveri	Ranebennur	MEDLERI	Hobli	PADDY	IRR	1750	10	3502.38			
20	Haveri	Ranebennur	MEDLERI	Hobli	SUNFLOWER	IRR	0			District Level	10	1267.61
21	Haveri	Savanur	HATTIMATTURA	Hobli	SUNFLOWER	IRR	0			District Level	10	1267.61

  
 Joint Director  
 Crop insurance scheme Division  
 Directorate of Economics and Statistics



**Government of Karnataka**  
**Directorate of Economics and Statistics**  
**Hobli Level Average Yield data for Summer season 2018-19**

S.N	District	Taluk	Insurance Unit (hobli/ GP)	GP/ HOBLI	Crop	IRR_ RF	Area_ Sown_ Ha	No_CCEs_ Conducted	Average Yield(Kg/Ha)	Name_Of_ Higher_Le vel	No_cce Conducted_ Higher	Higher Average Yield(Kg/Ha)
1	Kalaburgi	Chincholi	CHINCHOLI	Hobli	GROUNDNUT	IRR				District Level	58	827.10
2	Kalaburgi	Chincholi	AINAPURA	Hobli	GROUNDNUT	IRR				District Level	58	827.10
3	Kalaburgi	Yedrami	YADRAMI	Hobli	SUNFLOWER	IRR				State Level	230	1125.84


  
Joint Director  
Crop insurance scheme Division  
**Directorate of Economics and Statistics**

②



**Government of Karnataka**  
**Directorate of Economics and Statistics**  
**Hobli Level Average Yield data for Summer season 2018-19**

S.N	District	Taluk	Insurance Unit (hobli/ GP)	GP/ HOBLI	Crop	IRR_ RF	Area_ Sown_ Ha	No_CCEs_ Conducted	Average Yield(Kg/Ha)	Name_Of_ Higher_Le vel	No_cce Conducted_ Higher	Higher Average Yield(Kg/Ha)
1	Kodagu	Somawarpet	SUNTIKOPPA	Hobli	PADDY	IRR	0			State Level	2284	4698.46
2	Kodagu	Somawarpet	KUSHALANAGARA	Hobli	PADDY	IRR	4			State Level	2284	4698.46
3	Kodagu	Somawarpet	SHANTALLI	Hobli	PADDY	IRR	4			State Level	2284	4698.46

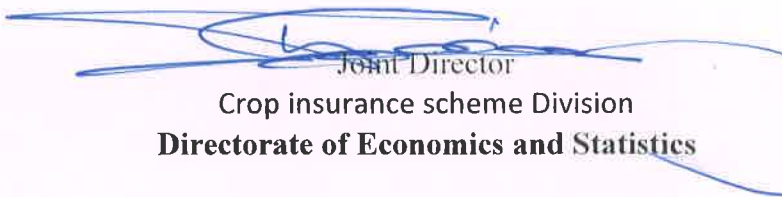
  
Joint Director  
Crop insurance scheme Division  
Directorate of Economics and Statistics





**Government of Karnataka**  
**Directorate of Economics and Statistics**  
**Hobli Level Average Yield data for Summer season 2018-19**

S.N	District	Taluk	Insurance Unit (hobli/ GP)	GP/ HOBLI	Crop	IRR_RF	Area_Sown_Ha	No_CCEs_Conducted	Average Yield(Kg/Ha)	Name_Of_Higher_Level	No_cce_Conducted_Higher	Higher Average Yield(Kg/Ha)
1	Kolar	Bangarpet	BETAMANGALA	Hobli	PADDY	IRR	0			State Level	2284	4698.46
2	Kolar	Bangarpet	KYASAMBALLI	Hobli	PADDY	IRR	0			State Level	2284	4698.46

  
Joint Director  
Crop insurance scheme Division  
Directorate of Economics and Statistics

②



**Government of Karnataka  
Directorate of Economics and Statistics**

**Hobli Level Average Yield data for Summer season 2018-19**

S.N	District	Taluk	Insurance Unit (hobli/ GP)	GP/ HOBLI	Crop	IRR RF	Area Sown Ha	No_CCEs_Conducted	Average Yield(Kg/Ha)	Name_Of_Higher_Level	No_cce_Conducted_Higher	Higher Average Yield(Kg/Ha)
1	Koppal	Gangavathi	HULIHAIIDARA	Hobli	GROUNDNUT	IRR				Taluk Level	33	1067.33
2	Koppal	Gangavathi	NAVALI	Hobli	GROUNDNUT	IRR		10	728.95			
3	Koppal	Gangavathi	SIDDAPURA	Hobli	GROUNDNUT	IRR				Taluk Level	33	1067.33
4	Koppal	Gangavathi	KANAKAGIRI	Hobli	GROUNDNUT	IRR				Taluk Level	33	1067.33
5	Koppal	Gangavathi	VENKATAGIRI	Hobli	GROUNDNUT	IRR		10	1441.17			
6	Koppal	Gangavathi	GANGAVATI	Hobli	GROUNDNUT	IRR				Taluk Level	33	1067.33
7	Koppal	Gangavathi	HULIHAIIDARA	Hobli	PADDY	IRR				Taluk Level	52	3842.15
8	Koppal	Gangavathi	NAVALI	Hobli	PADDY	IRR				Taluk Level	52	3842.15
9	Koppal	Gangavathi	SIDDAPURA	Hobli	PADDY	IRR				Taluk Level	52	3842.15
10	Koppal	Gangavathi	KANAKAGIRI	Hobli	PADDY	IRR				Taluk Level	52	3842.15
11	Koppal	Gangavathi	VENKATAGIRI	Hobli	PADDY	IRR		10	4605.12			
12	Koppal	Gangavathi	MARALI	Hobli	PADDY	IRR				Taluk Level	52	3842.15

**Government of Karnataka  
Directorate of Economics and Statistics**

**Hobli Level Average Yield data for Summer season 2018-19**

S.N	District	Taluk	Insurance Unit (hobli/ GP)	GP/ HOBLI	Crop	IRR_RF	Area_Sown_Ha	No_CCEs_Conducted	Average Yield(Kg/Ha)	Name_Of_Higher_Level	No_cce_Conducted_Higher	Higher Average Yield(Kg/Ha)
13	Koppal	Gangavathi	GANGAVATI	Hobli	PADDY	IRR				Taluk Level	52	3842.15
14	Koppal	Gangavathi	HULIHAI DARA	Hobli	SUNFLOWER	IRR				Taluk Level	2	1166.51
15	Koppal	Gangavathi	NAVALI	Hobli	SUNFLOWER	IRR				Taluk Level	2	1166.51
16	Koppal	Gangavathi	KANAKAGIRI	Hobli	SUNFLOWER	IRR				Taluk Level	2	1166.51
17	Koppal	Gangavathi	VENKATAGIRI	Hobli	SUNFLOWER	IRR				Taluk Level	2	1166.51
18	Koppal	Karatagi	KARATAGI	Hobli	GROUNDNUT	IRR				District Level	286	860.14
19	Koppal	Karatagi	KARATAGI	Hobli	PADDY	IRR				Taluk Level	8	3669.50
20	Koppal	Koppal	KOPPALA	Hobli	PADDY	IRR		10	1585.22			
21	Koppal	Koppal	HITNALA	Hobli	PADDY	IRR				Taluk Level	13	2406.21
22	Koppal	Koppal	KOPPALA	Hobli	SUNFLOWER	IRR		10	490.67			
23	Koppal	Koppal	ALAVANDI	Hobli	SUNFLOWER	IRR				Taluk Level	20	468.78
24	Koppal	Koppal	IRAKALLAGADA	Hobli	SUNFLOWER	IRR				Taluk Level	20	468.78

**Government of Karnataka**  
**Directorate of Economics and Statistics**


**Hobli Level Average Yield data for Summer season 2018-19**

S.N	District	Taluk	Insurance Unit (hobli/ GP)	GP/ HOBLI	Crop	IRR RF	Area Sown Ha	No_CCEs Conducted	Average Yield(Kg/Ha)	Name_Of_Higher_Level	No_cce Conducted_Higher	Higher Average Yield(Kg/Ha)
25	Koppal	Koppal	HITNALA	Hobli	SUNFLOWER	IRR				Taluk Level	20	468.78
26	Koppal	Kushtagi	KUSHTAGI	Hobli	GROUNDNUT	IRR		10	1496.09			
27	Koppal	Kushtagi	TAVARAGERA	Hobli	GROUNDNUT	IRR		10	318.92			
28	Koppal	Kushtagi	HANAMASAGARA	Hobli	GROUNDNUT	IRR				Taluk Level	39	876.14
29	Koppal	Kushtagi	HANAMANALA	Hobli	GROUNDNUT	IRR		10	798.38			
30	Koppal	Kushtagi	KUSHTAGI	Hobli	SUNFLOWER	IRR				District Level	40	512.65
31	Koppal	Kushtagi	TAVARAGERA	Hobli	SUNFLOWER	IRR				District Level	40	512.65
32	Koppal	Kushtagi	HANAMASAGARA	Hobli	SUNFLOWER	IRR				District Level	40	512.65
33	Koppal	Kushtagi	HANAMANALA	Hobli	SUNFLOWER	IRR				District Level	40	512.65
34	Koppal	Yelburga	YALABURGA	Hobli	GROUNDNUT	IRR				Taluk Level	34	613.86
35	Koppal	Yelburga	KUKANURA	Hobli	GROUNDNUT	IRR		10	628.11			
36	Koppal	Yelburga	HIREVANKALAKUNTA	Hobli	GROUNDNUT	IRR				Taluk Level	34	613.86

**Government of Karnataka  
Directorate of Economics and Statistics**

**Hobli Level Average Yield data for Summer season 2018-19**

S.N	District	Taluk	Insurance Unit (hobli/ GP)	GP/ HOBLI	Crop	IRR_RF	Area_Sown_Ha	No_CCEs_Conducted	Average Yield(Kg/Ha)	Name_Of_Higher_Level	No_cce_Conducted_Higher	Higher Average Yield(Kg/Ha)
37	Koppal	Yelburga	MANGALURU	Hobli	GROUNDNUT	IRR		10	668.38			
38	Koppal	Yelburga	YALABURGA	Hobli	SUNFLOWER	IRR				Taluk Level	18	488.73
39	Koppal	Yelburga	KUKANURA	Hobli	SUNFLOWER	IRR				Taluk Level	18	488.73
40	Koppal	Yelburga	HIREVANKALAKUNTA	Hobli	SUNFLOWER	IRR				Taluk Level	18	488.73
41	Koppal	Yelburga	MANGALURU	Hobli	SUNFLOWER	IRR		10	549.30			

  
 Joint Director  
 Crop insurance scheme Division  
 Directorate of Economics and Statistics



**Government of Karnataka**  
**Directorate of Economics and Statistics**

**Hobli Level Average Yield data for Summer season 2018-19**

S.N	District	Taluk	Insurance Unit (hobli/ GP)	GP/ HOBLI	Crop	IRR_Rf	Area Sown Ha	No_CCEs Conducted	Average Yield(Kg/Ha)	Name_Of_Higher_Level	No_cce Conducted_Higher	Higher Average Yield(Kg/Ha)
1	Mandya	K.R.Pet	KASABA	Hobli	PADDY	IRR	21	10	3662.94			
2	Mandya	K.R.Pet	KIKKERI	Hobli	PADDY	IRR	36	10	4761.90			
3	Mandya	K.R.Pet	SHEELANERE	Hobli	PADDY	IRR	27	10	3104.85			
4	Mandya	K.R.Pet	BUKINAKERE	Hobli	PADDY	IRR	37	10	4690.40			
5	Mandya	K.R.Pet	AKKIHEBBAL	Hobli	PADDY	IRR	20	10	5273.91			
6	Mandya	K.R.Pet	SANTEBACHAHALLI	Hobli	PADDY	IRR	8	10	4152.48			
7	Mandya	Maddur	KASABA-1NE VALAYA	Hobli	PADDY	IRR	22	10	5234.22			
8	Mandya	Maddur	KASABA-AIAI NE VALAYA	Hobli	PADDY	IRR	31	10	5234.22			
9	Mandya	Maddur	ATAGURU HOBALI	Hobli	PADDY	IRR	6	10	4780.60			
10	Mandya	Maddur	KOPPA HOBALI	Hobli	PADDY	IRR	14			Taluk Level	34	4985.89
11	Mandya	Maddur	KOPPA-AINE VALAYA	Hobli	PADDY	IRR	23			Taluk Level	34	4985.89
12	Mandya	Maddur	KOPPA-AIAINE VALAYA	Hobli	PADDY	IRR	59			Taluk Level	34	4985.89
13	Mandya	Maddur	KOPPA -AIAIAINE VALAYA	Hobli	PADDY	IRR	23			Taluk Level	34	4985.89
14	Mandya	Maddur	CH A KERE AINE VALAYA	Hobli	PADDY	IRR	46			Taluk Level	34	4985.89

Q2

**Government of Karnataka**  
**Directorate of Economics and Statistics**  
**Hobli Level Average Yield data for Summer season 2018-19**

S.N	District	Taluk	Insurance Unit (hobli/ GP)	GP/ HOBLI	Crop	IRR RF	Area Sown Ha	No_CCEs Conducted	Average Yield(Kg/Ha)	Name_Of_Higher_Level	No_cce Conducted_Higher	Higher Average Yield(Kg/Ha)
15	Mandya	Maddur	CH A KERE - AIAINE VALAYA	Hobli	PADDY	IRR	29			Taluk Level	34	4985.89
16	Mandya	Maddur	CH A KERE- AIAIAINE VALAYA	Hobli	PADDY	IRR	28			Taluk Level	34	4985.89
17	Mandya	Maddur	KASABA-1NE VALAYA	Hobli	RAGI	IRR	15	10	2418.86			
18	Mandya	Maddur	KASABA-AIAI NE VALAYA	Hobli	RAGI	IRR	13	10	2418.86			
19	Mandya	Maddur	KOPPA HOBALI	Hobli	RAGI	IRR	6	10	1747.60			
20	Mandya	Maddur	KOPPA-AINE VALAYA	Hobli	RAGI	IRR	3	10	1747.60			
21	Mandya	Maddur	KOPPA-AIAINE VALAYA	Hobli	RAGI	IRR	8	10	1747.60			
22	Mandya	Maddur	KOPPA -AIAIAINE VALAYA	Hobli	RAGI	IRR	2	10	1747.60			
23	Mandya	Maddur	CH A KERE AINE VALAYA	Hobli	RAGI	IRR	4	10	1781.39			
24	Mandya	Maddur	CH A KERE - AIAINE VALAYA	Hobli	RAGI	IRR	2	10	1781.39			
25	Mandya	Maddur	CH A KERE- AIAIAINE VALAYA	Hobli	RAGI	IRR	4	10	1781.39			
26	Mandya	Malavalli	KASABA - AI	Hobli	PADDY	IRR	42			Taluk Level	36	4633.91
27	Mandya	Malavalli	KASABA - AIAI	Hobli	PADDY	IRR	33			Taluk Level	36	4633.91
28	Mandya	Malavalli	KASABA- AIAIAI	Hobli	PADDY	IRR	28			Taluk Level	36	4633.91



**Government of Karnataka  
Directorate of Economics and Statistics**

**Hobli Level Average Yield data for Summer season 2018-19**

S.N	District	Taluk	Insurance Unit (hobli/ GP)	GP/ HOBLI	Crop	IRR RF	Area Sown Ha	No_CCEs_ Conducted	Average Yield(Kg/Ha)	Name_Of_ Higher_Le vel	No_cce Conducted_ Higher	Higher Average Yield(Kg/Ha)
29	Mandya	Malavalli	KIRUGAVALU HOBALI AI	Hobli	PADDY	IRR	146	10	4633.00			
30	Mandya	Malavalli	KIRUGAVALU HOBALI AIAI	Hobli	PADDY	IRR	92	10	4633.00			
31	Mandya	Malavalli	KIRUGAVALU HOBALI AIAIAI	Hobli	PADDY	IRR	13	10	4633.00			
32	Mandya	Malavalli	B G PURA HOBALI AI	Hobli	PADDY	IRR	23			Taluk Level	36	4633.91
33	Mandya	Malavalli	B G PURA HOBALI AIAI	Hobli	PADDY	IRR	11			Taluk Level	36	4633.91
34	Mandya	Malavalli	HALAGURU HOBALI	Hobli	PADDY	IRR	35	10	4434.56			
35	Mandya	Malavalli	KASABA - AI	Hobli	RAGI	IRR	34	10	1865.86			
36	Mandya	Malavalli	KASABA - AIAI	Hobli	RAGI	IRR	20	10	1865.86			
37	Mandya	Malavalli	KASABA- AIAIAI	Hobli	RAGI	IRR	13	10	1865.86			
38	Mandya	Mandya	KASABA - 1	Hobli	RAGI	IRR	12			Taluk Level	48	2160.74
39	Mandya	Mandya	KASABA - 2	Hobli	RAGI	IRR	25			Taluk Level	48	2160.74
40	Mandya	Mandya	KOTTATTI - 1	Hobli	RAGI	IRR	50	10	2091.68			
41	Mandya	Mandya	KOTTATTI - 2	Hobli	RAGI	IRR	125	10	2091.68			
42	Mandya	Mandya	KERAGODU - 1	Hobli	RAGI	IRR	44	10	2525.66			

(4)

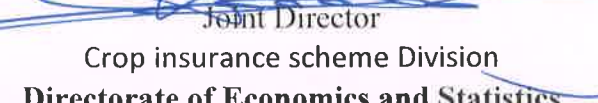
**Government of Karnataka**  
**Directorate of Economics and Statistics**  
**Hobli Level Average Yield data for Summer season 2018-19**

S.N	District	Taluk	Insurance Unit (hobli/ GP)	GP/ HOBLI	Crop	IRR RF	Area Sown Ha	No_CCEs_Conducted	Average Yield(Kg/Ha)	Name_Of_Higher_Level	No_cce_Conducted_Higher	Higher Average Yield(Kg/Ha)
43	Mandya	Mandya	KERAGODU - 2	Hobli	RAGI	IRR	136	10	2525.66			
44	Mandya	Mandya	DUDDA - 1	Hobli	RAGI	IRR	131	10	2364.23			
45	Mandya	Mandya	DUDDA - 2	Hobli	RAGI	IRR	43	10	2364.23			
46	Mandya	Mandya	BASARALU - 1	Hobli	RAGI	IRR	86			Taluk Level	48	2160.74
47	Mandya	Mandya	BASARALU - 2	Hobli	RAGI	IRR	137			Taluk Level	48	2160.74
48	Mandya	Nagmangala	KASABA	Hobli	PADDY	IRR	0			Taluk Level	6	4823.79
49	Mandya	Nagmangala	DEVALAPURA	Hobli	PADDY	IRR	25			Taluk Level	6	4823.79
50	Mandya	Nagmangala	BELLURU	Hobli	PADDY	IRR	5			Taluk Level	6	4823.79
51	Mandya	Nagmangala	BINDIGANAVILE	Hobli	PADDY	IRR	0			Taluk Level	6	4823.79
52	Mandya	Nagmangala	HONAKERE	Hobli	PADDY	IRR	0			Taluk Level	6	4823.79
53	Mandya	Pandavapura	CHINAKURALI	Hobli	RAGI	IRR	52	10	2578.73			
54	Mandya	Pandavapura	MELUKOTE	Hobli	Tomato	NS	37	10	15682.00			
55	Mandya	Srirangapatna	K SHETTIHALLI-1	Hobli	RAGI	IRR	18			Taluk Level	18	2047.31
56	Mandya	Srirangapatna	K SHETTIHALLI-2	Hobli	RAGI	IRR	39			Taluk Level	18	2047.31

Government of Karnataka  
Directorate of Economics and Statistics

Hobli Level Average Yield data for Summer season 2018-19

S.N	District	Taluk	Insurance Unit (hobli/ GP)	GP/ HOBLI	Crop	IRR_ RF	Area_ Sown_ Ha	No_CCEs_ Conducted	Average Yield(Kg/Ha)	Name_Of_ Higher_Le vel	No_cce Conducted_ Higher	Higher Average Yield(Kg/Ha)
57	Mandya	Srirangapatna	ARAKERE	Hobli	RAGI	IRR	95	10	1776.51			

  
Joint Director  
Crop insurance scheme Division  
Directorate of Economics and Statistics






**Government of Karnataka**  
**Directorate of Economics and Statistics**  
**Hobli Level Average Yield data for Summer season 2018-19**

S.N	District	Taluk	Insurance Unit (hobli/ GP)	GP/ HOBLI	Crop	IRR RF	Area Sown Ha	No_CCEs_Conducted	Average Yield(Kg/Ha)	Name_Of_Higher_Level	No_cce_Conducted_Higher	Higher Average Yield(Kg/Ha)
1	Mysuru	Heggadadevankote	KASABA	Hobli	PADDY	IRR	0			District Level	220	4872.02
2	Mysuru	Heggadadevankote	SARAGURU	Hobli	PADDY	IRR	0			District Level	220	4872.02
3	Mysuru	Heggadadevankote	KANDALIKE	Hobli	PADDY	IRR	0			District Level	220	4872.02
4	Mysuru	Heggadadevankote	ANTARASANTE	Hobli	PADDY	IRR	0			District Level	220	4872.02
5	Mysuru	Hunsur	KASABA	Hobli	PADDY	IRR	0			District Level	220	4872.02
6	Mysuru	K.R.Nagar	KASABA	Hobli	PADDY	IRR	110	10	5015.12			
7	Mysuru	K.R.Nagar	HEBBALU	Hobli	PADDY	IRR	28			Taluk Level	56	4863.98
8	Mysuru	K.R.Nagar	CHUNCHANAKATTE	Hobli	PADDY	IRR	256	10	5513.68			
9	Mysuru	K.R.Nagar	SALIGRAMA	Hobli	PADDY	IRR	592	10	4837.67			
10	Mysuru	K.R.Nagar	MIRLE	Hobli	PADDY	IRR	402	10	5482.26			
11	Mysuru	K.R.Nagar	HOSAGRAHARA	Hobli	PADDY	IRR	47			Taluk Level	56	4863.98
12	Mysuru	Mysuru	KASABA	Hobli	PADDY	IRR	122			Taluk Level	19	5371.60
13	Mysuru	Mysuru	VARUNA	Hobli	PADDY	IRR	20	10	5235.21			
14	Mysuru	Mysuru	KASABA	Hobli	RAGI	IRR	12	10	2808.83			

**Government of Karnataka**  
**Directorate of Economics and Statistics**  
**Hobli Level Average Yield data for Summer season 2018-19**

S.N	District	Taluk	Insurance Unit (hobli/ GP)	GP/ HOBLI	Crop	IRR_RF	Area_Sown_Ha	No_CCEs_Conducted	Average Yield(Kg/Ha)	Name_Of_Higher_Level	No_cce Conducted_Higher	Higher Average Yield(Kg/Ha)
15	Mysuru	T-Narsipur	KASABA	Hobli	RAGI	IRR	6	10	1655.24			
16	Mysuru	T-Narsipur	BANNURU	Hobli	RAGI	IRR	6	10	2297.97			
17	Mysuru	T-Narsipur	SOSALE	Hobli	RAGI	IRR	6	10	1671.20			

  
 Joint Director  
 Crop insurance scheme Division  
 Directorate of Economics and Statistics



**Government of Karnataka  
Directorate of Economics and Statistics**

**Hobli Level Average Yield data for Summer season 2018-19**

S.N	District	Taluk	Insurance Unit (hobli/ GP)	GP/ HOBLI	Crop	IRR RF	Area Sown Ha	No_CCEs_Conducted	Average Yield(Kg/Ha)	Name_Of_Higher_Level	No_cce_Conducted_Higher	Higher Average Yield(Kg/Ha)
1	Raichur	Devdurga	DEVADURGA	Hobli	SUNFLOWER	IRR				State Level	230	1125.84
2	Raichur	Devdurga	ARAKERA	Hobli	SUNFLOWER	IRR				State Level	230	1125.84
3	Raichur	Devdurga	JALAHALLI	Hobli	SUNFLOWER	IRR				State Level	230	1125.84
4	Raichur	Devdurga	GABBURU	Hobli	SUNFLOWER	IRR				State Level	230	1125.84
5	Raichur	Lingasugur	LINGASUGURU	Hobli	GROUNDNUT	IRR				Taluk Level	27	907.98
6	Raichur	Lingasugur	GURUGUNTA	Hobli	GROUNDNUT	IRR		10	1224.47			
7	Raichur	Lingasugur	MUDAGAL	Hobli	GROUNDNUT	IRR				Taluk Level	27	907.98
8	Raichur	Lingasugur	LINGASUGURU	Hobli	PADDY	IRR				Taluk Level	9	1889.64
9	Raichur	Lingasugur	GURUGUNTA	Hobli	PADDY	IRR				Taluk Level	9	1889.64
10	Raichur	Lingasugur	MUDAGAL	Hobli	PADDY	IRR				Taluk Level	9	1889.64
11	Raichur	Lingasugur	LINGASUGURU	Hobli	SUNFLOWER	IRR				State Level	230	1125.84
12	Raichur	Lingasugur	GURUGUNTA	Hobli	SUNFLOWER	IRR				State Level	230	1125.84
13	Raichur	Lingasugur	MUDAGAL	Hobli	SUNFLOWER	IRR				State Level	230	1125.84
14	Raichur	Manvi	MANAVI	Hobli	GROUNDNUT	IRR				District Level	33	834.45

(S)

**Government of Karnataka  
Directorate of Economics and Statistics**

**Hobli Level Average Yield data for Summer season 2018-19**

S.N	District	Taluk	Insurance Unit (hobli/ GP)	GP/ HOBLI	Crop	IRR_ RF	Area_ Sown_ Ha	No_CCEs_ Conducted	Average Yield(Kg/Ha)	Name_Of_ Higher_Le vel	No_cce Conducted_ Higher	Higher Average Yield(Kg/Ha)
15	Raichur	Manvi	KALLURU	Hobli	GROUNDNUT	IRR				District Level	33	834.45
16	Raichur	Manvi	KURDI	Hobli	GROUNDNUT	IRR				District Level	33	834.45
17	Raichur	Manvi	PAMANAKALLURA	Hobli	GROUNDNUT	IRR				District Level	33	834.45
18	Raichur	Manvi	MALLATA	Hobli	GROUNDNUT	IRR				District Level	33	834.45
19	Raichur	Manvi	KAVITALA	Hobli	GROUNDNUT	IRR				District Level	33	834.45
20	Raichur	Maski	MASKI	Hobli	GROUNDNUT	IRR				Taluk Level	4	534.09
21	Raichur	Maski	MASKI	Hobli	SUNFLOWER	IRR				State Level	230	1125.84
22	Raichur	Sindhanur	TURVIHALA	Hobli	GROUNDNUT	IRR				District Level	33	834.45
23	Raichur	Sindhanur	SINDHANURA	Hobli	SUNFLOWER	IRR				State Level	230	1125.84
24	Raichur	Sindhanur	SALGUNDA	Hobli	SUNFLOWER	IRR				State Level	230	1125.84
25	Raichur	Sindhanur	HUDA	Hobli	SUNFLOWER	IRR				State Level	230	1125.84
26	Raichur	Sindhanur	JALIHALA	Hobli	SUNFLOWER	IRR				State Level	230	1125.84
27	Raichur	Sindhanur	GUDADURA	Hobli	SUNFLOWER	IRR				State Level	230	1125.84
28	Raichur	Sindhanur	BALAGANURA	Hobli	SUNFLOWER	IRR				State Level	230	1125.84


21



Government of Karnataka  
Directorate of Economics and Statistics

Hobli Level Average Yield data for Summer season 2018-19

S.N	District	Taluk	Insurance Unit (hobli/ GP)	GP/ HOBLI	Crop	IRR_ RF	Area_ Sown_ Ha	No_CCEs_ Conducted	Average Yield(Kg/Ha)	Name_Of_ Higher_Le vel	No_cce Conducted_ Higher	Higher Average Yield(Kg/Ha)
29	Raichur	Sindhanur	BADARLI	Hobli	SUNFLOWER	IRR				State Level	230	1125.84
30	Raichur	Sindhanur	GUNJALLI	Hobli	SUNFLOWER	IRR				State Level	230	1125.84
31	Raichur	Sindhanur	TURVIHALA	Hobli	SUNFLOWER	IRR				State Level	230	1125.84

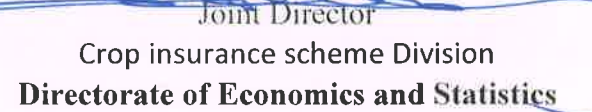
  
Joint Director  
Crop insurance scheme Division  
Directorate of Economics and Statistics





**Government of Karnataka**  
**Directorate of Economics and Statistics**  
**Hobli Level Average Yield data for Summer season 2018-19**

S.N	District	Taluk	Insurance Unit (hobli/ GP)	GP/ HOBLI	Crop	IRR_ RF	Area_ Sown_ Ha	No_CCEs_ Conducted	Average Yield(Kg/Ha)	Name_Of_ Higher_ Level	No_cce Conducted_ Higher	Higher Average Yield(Kg/Ha)
1	Ramanagara	Kanakpura	HAROHALLI	Hobli	PADDY	IRR		10	1952.09			
2	Ramanagara	Ramanagara	BIDADI	Hobli	PADDY	IRR	4	10	4326.65			

  
Joint Director  
Crop insurance scheme Division  
Directorate of Economics and Statistics





**Government of Karnataka**  
**Directorate of Economics and Statistics**

**Hobli Level Average Yield data for Summer season 2018-19**

S.N	District	Taluk	Insurance Unit (hobli/ GP)	GP/ HOBLI	Crop	IRR RF	Area Sown Ha	No_CCEs_Conducted	Average Yield(Kg/Ha)	Name_Of_Higher_Level	No_cce_Conducted_Higher	Higher Average Yield(Kg/Ha)
1	Shivamogga	Shikaripura	KASABA	Hobli	SUNFLOWER	IRR	5			Taluk Level	24	2999.44
2	Shivamogga	Shikaripura	UDUGANI	Hobli	SUNFLOWER	IRR	9			Taluk Level	24	2999.44
3	Shivamogga	Shikaripura	HOSURU	Hobli	SUNFLOWER	IRR	17	10	2553.36			
4	Shivamogga	Shivamogga	HARANAHALLI	Hobli	SUNFLOWER	IRR				District Level	24	2999.44

  
Joint Director  
Crop insurance scheme Division  
Directorate of Economics and Statistics




**Government of Karnataka**  
**Directorate of Economics and Statistics**  
**Hobli Level Average Yield data for Summer season 2018-19**

S.N	District	Taluk	Insurance Unit (hobli/ GP)	GP/ HOBLI	Crop	IRR RF	Area Sown Ha	No_CCEs Conducted	Average Yield(Kg/Ha)	Name_Of_Higher_Level	No_cce Conducted_Higher	Higher Average Yield(Kg/Ha)
1	Vijayapura	Babaleshwar	BABALESHVARA	Hobli	GROUNDNUT	IRR		10	912.75			
2	Vijayapura	Babaleshwar	MAMADAPURA	Hobli	GROUNDNUT	IRR		10	1143.50			
3	Vijayapura	Babaleshwar	BABALESHVARA	Hobli	SUNFLOWER	IRR				District Level	2	1706.56
4	Vijayapura	Babaleshwar	MAMADAPURA	Hobli	SUNFLOWER	IRR				District Level	2	1706.56
5	Vijayapura	Basvana Bagewadi	BA BAGEVADI	Hobli	Onion	IRR		10	11536.00			
6	Vijayapura	Basvana Bagewadi	HO HIPPARAGI	Hobli	Onion	IRR		10	13752.00			
7	Vijayapura	Basvana Bagewadi	HO HIPPARAGI	Hobli	SUNFLOWER	IRR				District Level	2	1706.56
8	Vijayapura	Bijapur	BIJAPURA	Hobli	GROUNDNUT	IRR				Taluk Level	10	603.56
9	Vijayapura	Bijapur	NAGATANA	Hobli	GROUNDNUT	IRR				Taluk Level	10	603.56
10	Vijayapura	Chadachan	CHADACHANA	Hobli	GROUNDNUT	IRR				Taluk Level	4	1028.35
11	Vijayapura	Chadachan	CHADACHANA(H)	Hobli	Maize (Makka)(Irrigated)	IRR						1215.68
12	Vijayapura	Chadachan	CHADACHANA	Hobli	SUNFLOWER	IRR				District Level	2	1706.56
13	Vijayapura	Indi	INDI	Hobli	GROUNDNUT	IRR		10	591.93			
14	Vijayapura	Indi	BALLOLLI	Hobli	GROUNDNUT	IRR				Taluk Level	14	627.36

9/

**Government of Karnataka**  
**Directorate of Economics and Statistics**  
**Hobli Level Average Yield data for Summer season 2018-19**

S.N	District	Taluk	Insurance Unit (hobli/ GP)	GP/ HOBLI	Crop	IRR_RF	Area_Sown_Ha	No_CCEs_Conducted	Average Yield(Kg/Ha)	Name_Of_Higher_Level	No_cce_Conducted_Higher	Higher Average Yield(Kg/Ha)
15	Vijayapura	Indi	INDI	Hobli	SUNFLOWER	IRR				District Level	2	1706.56
16	Vijayapura	Indi	BALLOLLI	Hobli	SUNFLOWER	IRR				District Level	2	1706.56
17	Vijayapura	Muddebihal	DAVALAGI	Hobli	SUNFLOWER	IRR				District Level	2	1706.56
18	Vijayapura	NidaGundi	KOLHARA	Hobli	Onion	IRR		10	11960.00			
19	Vijayapura	NidaGundi	KOLHARA	Hobli	SUNFLOWER	IRR				Taluk Level	2	1706.56
20	Vijayapura	Sindagi	ALAMELA(H)	Hobli	Maize (Makka)(Irrigated)	IRR			1523.29			
21	Vijayapura	Sindagi	DEVARA HIPPARAGI(H)	Hobli	Maize (Makka)(Irrigated)	IRR						1215.68
22	Vijayapura	Sindagi	SINDAGI(H)	Hobli	Maize (Makka)(Irrigated)	IRR			908.07			
23	Vijayapura	Sindagi	SINDAGI	Hobli	SUNFLOWER	IRR				District Level	2	1706.56
24	Vijayapura	Sindagi	ALAMELA	Hobli	SUNFLOWER	IRR				District Level	2	1706.56
25	Vijayapura	TIKOTA	TIKOTA	Hobli	GROUNDNUT	IRR				District Level	496	691.22

  
**Joint Director**  
**Crop insurance scheme Division**  
**Directorate of Economics and Statistics**




**Government of Karnataka**  
**Directorate of Economics and Statistics**  
**Hobli Level Average Yield data for Summer season 2018-19**

S.N	District	Taluk	Insurance Unit (hobli/ GP)	GP/ HOBLI	Crop	IRR RF	Area Sown Ha	No_CCEs_Conducted	Average Yield(Kg/Ha)	Name_Of_Higher_Level	No_cce_Conducted_Higher	Higher Average Yield(Kg/Ha)
1	YADGIRI	Gurmitkal	GURUMITAKALA	Hobli	GROUNDNUT	IRR				District Level	27	832.38
2	YADGIRI	Gurmitkal	KONKALA	Hobli	GROUNDNUT	IRR				District Level	27	832.38
3	YADGIRI	Gurmitkal	GURUMITAKALA	Hobli	PADDY	IRR		10	3944.86			
4	YADGIRI	Gurmitkal	KONKALA	Hobli	PADDY	IRR		10	3716.90			
5	YADGIRI	Hunisigi	HUNASIGI	Hobli	SUNFLOWER	IRR				State Level	230	1125.84
6	YADGIRI	Hunisigi	KODEKAL	Hobli	SUNFLOWER	IRR				State Level	230	1125.84
7	YADGIRI	Shorapur	SHORAPURA	Hobli	SUNFLOWER	IRR				State Level	230	1125.84
8	YADGIRI	Shorapur	KAKKERA	Hobli	SUNFLOWER	IRR				State Level	230	1125.84
9	YADGIRI	Shorapur	KEMBHAVI	Hobli	SUNFLOWER	IRR				State Level	230	1125.84
10	YADGIRI	Yadgir	HATTIKUNI	Hobli	GROUNDNUT	IRR				District Level	27	832.38
11	YADGIRI	Yadgir	BALICHAKRA	Hobli	GROUNDNUT	IRR				District Level	27	832.38
12	YADGIRI	Yadgir	SAIDAPORA	Hobli	GROUNDNUT	IRR				District Level	27	832.38
13	YADGIRI	Yadgir	YADAGIRI	Hobli	GROUNDNUT	IRR				District Level	27	832.38
14	YADGIRI	Yadgir	HATTIKUNI	Hobli	PADDY	IRR		10	3454.30			

**Government of Karnataka**  
**Directorate of Economics and Statistics**  
**Hobli Level Average Yield data for Summer season 2018-19**

S.N	District	Taluk	Insurance Unit (hobli/ GP)	GP/ HOBLI	Crop	IRR RF	Area Sown Ha	No_CCEs_Conducted	Average Yield(Kg/Ha)	Name_Of_Higher_Level	No_cce_Conducted_Higher	Higher Average Yield(Kg/Ha)
15	YADGIRI	Yadgir	BALICHAKRA	Hobli	PADDY	IRR		10	3326.58			
16	YADGIRI	Yadgir	SAIDAPORA	Hobli	PADDY	IRR		10	3793.98			
17	YADGIRI	Yadgir	YADAGIRI	Hobli	PADDY	IRR		10	3694.92			

  
 Joint Director  
 Crop insurance scheme Division  
 Directorate of Economics and Statistics

