

Government of Karnataka
Directorate of Economics and Statistics
GP Level Average Yield data for Summer season 2018-19

S.N	District	Taluk	Insurance Unit (hobli/ GP)	GP/ HOBLI	Crop	IRR_ RF	Area_ Sown_ Ha	No_CCEs_ Conducted	Average Yield(Kg/Ha)	Name_Of_Higher_Level	No_cce Conducted_Higher	Higher Average Yield(Kg/Ha)
1	Bagalkot	Bagalkot	SHIRUR	GP	SUNFLOWER	IRR				Taluk Level	8	500.63
2	Bagalkot	Bagalkot	MUGALOLLI	GP	SUNFLOWER	IRR				Hobli Level	4	618.90
3	Bagalkot	Bagalkot	KADAMPUR	GP	SUNFLOWER	IRR				Hobli Level	4	382.36
4	Bagalkot	Bagalkot	GADDANAKERI	GP	SUNFLOWER	IRR		4	382.36			
5	Bagalkot	Bagalkot	NAYANEGALI	GP	SUNFLOWER	IRR		4	618.90			
6	Bagalkot	Bilagi	ANAGAWADI	GP	SUNFLOWER	IRR				Hobli Level	6	506.93
7	Bagalkot	Bilagi	GIRISAGAR	GP	SUNFLOWER	IRR		4	200.90			
8	Bagalkot	Bilagi	HONNIHAL	GP	SUNFLOWER	IRR				Hobli Level	6	506.93
9	Bagalkot	Bilagi	INAM-HANCHINAL	GP	SUNFLOWER	IRR		4	419.08			
10	Bagalkot	Bilagi	SONN	GP	SUNFLOWER	IRR				Hobli Level	7	1202.68
11	Bagalkot	Mudhol	SHIROL	GP	SUNFLOWER	IRR		4	1840.12			
12	Bagalkot	Mudhol	MANTUR	GP	SUNFLOWER	IRR				Hobli Level	15	1333.03
13	Bagalkot	Mudhol	MALALI	GP	SUNFLOWER	IRR		4	1346.88			
14	Bagalkot	Mudhol	METAGUDD	GP	SUNFLOWER	IRR		4	913.33			

Government of Karnataka
Directorate of Economics and Statistics
GP Level Average Yield data for Summer season 2018-19

S.N	District	Taluk	Insurance Unit (hobli/ GP)	GP/ HOBLI	Crop	IRR_RF	Area_Sown_Ha	No_CCEs_Conducted	Average Yield(Kg/Ha)	Name_Of_Higher_Level	No_cce_Conducted_Higher	Higher Average Yield(Kg/Ha)
15	Bagalkot	Mudhol	NAGARAL	GP	SUNFLOWER	IRR		4	1102.78			
16	Bagalkot	Mudhol	LAKSHANATTI	GP	SUNFLOWER	IRR				Hobli Level	4	913.33


 Joint Director
 Crop insurance scheme Division
 Directorate of Economics and Statistics



Government of Karnataka
Directorate of Economics and Statistics
GP Level Average Yield data for Summer season 2018-19

S.N	District	Taluk	Insurance Unit (hobli/ GP)	GP/ HOBLI	Crop	IRR RF	Area_Sown_Ha	No_CCEs_Conducted	Average Yield(Kg/Ha)	Name_Of_Higher_Level	No_cce Conducted_Higher	Higher Average Yield(Kg/Ha)
1	Ballari	hadagli	HIREMALLANAKERE	GP	GROUNDNUT	IRR	115	8	1068.48			
2	Ballari	hadagli	SOGI	GP	GROUNDNUT	IRR	69	8	960.00			
3	Ballari	hadagli	NAVALI	GP	GROUNDNUT	IRR	21			Hobli Level	76	1094.75
4	Ballari	hadagli	KURUVATHTHI	GP	GROUNDNUT	IRR	543	8	1209.93			
5	Ballari	hadagli	NAGATHIBASAPURA	GP	GROUNDNUT	IRR	128			Hobli Level	76	1094.75
6	Ballari	hadagli	MAKARABBI	GP	GROUNDNUT	IRR	74	8	1692.21			
7	Ballari	hadagli	KALWI WEST	GP	GROUNDNUT	IRR	63	8	583.59			
8	Ballari	hadagli	MYLARA	GP	GROUNDNUT	IRR	23			Hobli Level	48	1200.35
9	Ballari	hadagli	HOLALU	GP	GROUNDNUT	IRR	62	8	519.60			
10	Ballari	hadagli	HOLAGUNDHI	GP	GROUNDNUT	IRR	101	8	736.55			
11	Ballari	hadagli	SOVENAHALLI	GP	GROUNDNUT	IRR	67	8	692.07			
12	Ballari	hadagli	KOMBALI	GP	GROUNDNUT	IRR	127	8	820.07			
13	Ballari	hadagli	HAGARANOOR	GP	GROUNDNUT	IRR	58	8	1182.38			

Government of Karnataka
Directorate of Economics and Statistics
GP Level Average Yield data for Summer season 2018-19

S.N	District	Taluk	Insurance Unit (hobli/ GP)	GP/ HOBLI	Crop	IRR_Rf	Area_Sown_Ha	No_CCEs_Conducted	Average Yield(Kg/Ha)	Name_Of_Higher_Level	No_cce_Conducted_Higher	Higher Average Yield(Kg/Ha)
14	Ballari	hadagli	ITTIGI	GP	GROUNDNUT	IRR	1			Hobli Level	34	921.63
15	Ballari	hadagli	MAGALA	GP	GROUNDNUT	IRR	63	8	1820.32			
16	Ballari	hadagli	NANDIHALLI	GP	GROUNDNUT	IRR	117			Hobli Level	34	921.63
17	Ballari	hadagli	DEVAGONDANAHALLI	GP	GROUNDNUT	IRR	57	8	1288.68			
18	Ballari	hadagli	MANYARA MASALAWADA	GP	GROUNDNUT	IRR	113	8	942.50			
19	Ballari	hadagli	KATHTHE BENNUR	GP	GROUNDNUT	IRR	8	8	1747.53			
20	Ballari	hadagli	HERE HADAGALI	GP	GROUNDNUT	IRR	26	8	837.43			
21	Ballari	hadagli	MAHAJANADHAHALLI	GP	GROUNDNUT	IRR	96	8	700.75			
22	Ballari	hadagli	DASANAHALLI	GP	GROUNDNUT	IRR	77			Hobli Level	48	1200.35
23	Ballari	hadagli	H Hadagalli(ULB)	GP	GROUNDNUT	IRR	71			Hobli Level	76	1094.75
24	Ballari	HagariBommannaHalli	ALABOORU	GP	GROUNDNUT	IRR	4			Hobli Level	30	1116.16
25	Ballari	HagariBommannaHalli	BYASIGADERE	GP	GROUNDNUT	IRR	19	8	630.24			
26	Ballari	HagariBommannaHalli	BENNEKALLU	GP	GROUNDNUT	IRR	0			Hobli Level	12	972.66

Government of Karnataka
Directorate of Economics and Statistics
GP Level Average Yield data for Summer season 2018-19

S.N	District	Taluk	Insurance Unit (hobli/ GP)	GP/ HOBLI	Crop	IRR_RF	Area_Sown_Ha	No_CCEs_Conducted	Average Yield(Kg/Ha)	Name_Of_Higher_Level	No_cce_Conducted_Higher	Higher Average Yield(Kg/Ha)
27	Ballari	HagariBommannaHalli	DASAMAPURA	GP	GROUNDNUT	IRR	0			Hobli Level	12	972.66
28	Ballari	HagariBommannaHalli	HAMPAPATTANA	GP	GROUNDNUT	IRR	6			Hobli Level	18	1259.66
29	Ballari	HagariBommannaHalli	BANNIKALLU	GP	GROUNDNUT	IRR	29			Hobli Level	17	1767.25
30	Ballari	HagariBommannaHalli	HAMPASAGARA	GP	GROUNDNUT	IRR	29			Hobli Level	17	1767.25
31	Ballari	HagariBommannaHalli	HANASI	GP	GROUNDNUT	IRR	6			Hobli Level	12	972.66
32	Ballari	HagariBommannaHalli	KADALABALU	GP	GROUNDNUT	IRR	104			Hobli Level	45	1069.58
33	Ballari	HagariBommannaHalli	KOGALI	GP	GROUNDNUT	IRR	2			Hobli Level	12	972.66
34	Ballari	HagariBommannaHalli	MARABBIHAL	GP	GROUNDNUT	IRR	69			Hobli Level	27	879.50
35	Ballari	HagariBommannaHalli	MUTHKUR	GP	GROUNDNUT	IRR	49	8	407.22			
36	Ballari	HagariBommannaHalli	SONNA	GP	GROUNDNUT	IRR	14			Hobli Level	29	1369.95
37	Ballari	HagariBommannaHalli	THAMBRAHALLI	GP	GROUNDNUT	IRR	57			Hobli Level	27	879.50
38	Ballari	HagariBommannaHalli	BACHIGONDANAHALLI	GP	GROUNDNUT	IRR	17			Hobli Level	27	879.50
39	Ballari	HagariBommannaHalli	HALAGAPURA	GP	GROUNDNUT	IRR	0			Hobli Level	18	1259.66

Government of Karnataka
Directorate of Economics and Statistics
GP Level Average Yield data for Summer season 2018-19

S.N	District	Taluk	Insurance Unit (hobli/ GP)	GP/ HOBLI	Crop	IRR_RF	Area_Sown_Ha	No_CCEs_Conducted	Average Yield(Kg/Ha)	Name_Of_Higher_Level	No_cce_Conducted_Higher	Higher Average Yield(Kg/Ha)
40	Ballari	HagariBommannaHalli	BANNIGOLA	GP	GROUNDNUT	IRR	144			Hobli Level	27	879.50
41	Ballari	HagariBommannaHalli	MALAVI	GP	GROUNDNUT	IRR	7	8	1046.78			
42	Ballari	HagariBommannaHalli	HAGARIBOMMANAHALLI(ULB)	GP	GROUNDNUT	IRR	53	8	1373.51			
43	Ballari	Harapanahalli	ANAJIGERE	GP	SUNFLOWER	IRR	0			District Level	4	1080.10
44	Ballari	Harapanahalli	CHATNIHALI	GP	SUNFLOWER	IRR	0			District Level	4	1080.10
45	Ballari	Harapanahalli	HALAVAGALU	GP	SUNFLOWER	IRR	0			District Level	4	1080.10
46	Ballari	Harapanahalli	HIREMEGALAGERE	GP	SUNFLOWER	IRR	0			District Level	4	1080.10
47	Ballari	Harapanahalli	HOSAKOTE	GP	SUNFLOWER	IRR	0			District Level	4	1080.10
48	Ballari	Harapanahalli	MATTIHALLI	GP	SUNFLOWER	IRR	0			District Level	4	1080.10
49	Ballari	Harapanahalli	NANDIBEVUR	GP	SUNFLOWER	IRR	0			District Level	4	1080.10
50	Ballari	Harapanahalli	NITTUR	GP	SUNFLOWER	IRR	0			District Level	4	1080.10
51	Ballari	Harapanahalli	HUCHHANGIDURGA	GP	SUNFLOWER	IRR	0			District Level	4	1080.10
52	Ballari	Hosapete	MALAPANAGUDI	GP	PADDY	IRR	0			Hobli Level	5	5518.40

Government of Karnataka
Directorate of Economics and Statistics
GP Level Average Yield data for Summer season 2018-19

S.N	District	Taluk	Insurance Unit (hobli/ GP)	GP/ HOBLI	Crop	IRR_RF	Area_Sown_Ha	No_CCEs_Conducted	Average Yield(Kg/Ha)	Name_Of_Higher_Level	No_cce_Conducted_Higher	Higher Average Yield(Kg/Ha)
53	Ballari	Hosapete	HAMPI	GP	PADDY	IRR	4			Hobli Level	9	6020.00
54	Ballari	Hosapete	RAMASAGARA	GP	PADDY	IRR	205			Hobli Level	28	7098.72
55	Ballari	Hosapete	NO. 10 MUDDAPURA	GP	PADDY	IRR	559	4	7307.84			
56	Ballari	Hosapete	SANAPURA	GP	PADDY	IRR	2517	4	8296.68			
57	Ballari	Hosapete	DEVASAMUDHRA	GP	PADDY	IRR	1647			Hobli Level	28	7098.72
58	Ballari	Hosapete	HAMPADEVANAHALLI	GP	PADDY	IRR	850	4	6773.61			
59	Ballari	Hosapete	SUGGENAHALLI	GP	PADDY	IRR	425	4	5904.00			
60	Ballari	Hosapete	METRI	GP	PADDY	IRR	149			Hobli Level	28	7098.72
61	Ballari	Hosapete	114. DANAPURA	GP	PADDY	IRR	16			Hobli Level	8	4344.76
62	Ballari	Hosapete	DANANAYAKANAKERE	GP	PADDY	IRR	0			Hobli Level	3	4051.35
63	Ballari	Hosapete	CHILAKANAHATTI	GP	PADDY	IRR	0			Hobli Level	3	4051.35
64	Ballari	Hosapete	DEVALAPURA	GP	PADDY	IRR	159			Hobli Level	28	7098.72
65	Ballari	Hosapete	BUKKASAGARA	GP	PADDY	IRR	13			Hobli Level	5	5518.40

Government of Karnataka
Directorate of Economics and Statistics
GP Level Average Yield data for Summer season 2018-19

S.N	District	Taluk	Insurance Unit (hobli/ GP)	GP/ HOBLI	Crop	IRR RF	Area_Sown_Ha	No_CCEs_Conducted	Average Yield(Kg/Ha)	Name_Of_Higher_Level	No_cce_Conducted_Higher	Higher Average Yield(Kg/Ha)
66	Ballari	Hosapete	HOSURU	GP	PADDY	IRR	9			Hobli Level	4	8528.00
67	Ballari	Hosapete	Kampli(ULB)	GP	PADDY	IRR	385	4	7216.00			
68	Ballari	Hosapete	Kamalapura(ULB)	GP	PADDY	IRR	15	4	5321.80			
69	Ballari	Sandur	BHUJANGANAGARA	GP	GROUNDNUT	IRR	10	8	873.22			
70	Ballari	Sandur	NIDUGURTHI	GP	GROUNDNUT	IRR	15			Hobli Level	8	758.24
71	Ballari	Sandur	SOVENAHALLI	GP	GROUNDNUT	IRR	6			Hobli Level	8	758.24
72	Ballari	Sandur	VADDU	GP	GROUNDNUT	IRR	0			Taluk Level	16	815.73
73	Ballari	Sirguppa	HACHCHOLI	GP	PADDY	IRR	492	4	7240.60			
74	Ballari	Sirguppa	BEERAHALLI	GP	PADDY	IRR	6	4	5699.00			
75	Ballari	Sirguppa	RAVIHAL	GP	PADDY	IRR	0			Hobli Level	8	6469.80
76	Ballari	Sirguppa	B.M. SUGURU	GP	PADDY	IRR	0			Hobli Level	8	6469.80
77	Ballari	Sirguppa	RARAVI	GP	PADDY	IRR	95	4	3403.00			
78	Ballari	Sirguppa	KURUVALLI	GP	PADDY	IRR	31			Hobli Level	23	5912.07


Government of Karnataka
Directorate of Economics and Statistics
GP Level Average Yield data for Summer season 2018-19

S.N	District	Taluk	Insurance Unit (hobli/ GP)	GP/ HOBLI	Crop	IRR_RF	Area_Sown_Ha	No_CCEs_Conducted	Average Yield(Kg/Ha)	Name_Of_Higher_Level	No_cce_Conducted_Higher	Higher Average Yield(Kg/Ha)
79	Ballari	Sirguppa	BAGEWADI	GP	PADDY	IRR	72	4	6535.40			
80	Ballari	Sirguppa	BAGGURU	GP	PADDY	IRR	425			Hobli Level	23	5912.07
81	Ballari	Sirguppa	DESANOORU	GP	PADDY	IRR	490	4	7467.41			
82	Ballari	Sirguppa	KENCHANAGUDDA	GP	PADDY	IRR	182	4	6199.20			
83	Ballari	Sirguppa	NADAVI	GP	PADDY	IRR	1315	4	5483.34			
84	Ballari	Sirguppa	HALEKOTE	GP	PADDY	IRR	109	4	6489.15			
85	Ballari	Sirguppa	UPPARA HOSAHALLI	GP	PADDY	IRR	295	4	4698.60			
86	Ballari	Sirguppa	K. BELAGALLU	GP	PADDY	IRR	203	4	5194.70			
87	Ballari	Sirguppa	K. SUGURU	GP	PADDY	IRR	296	4	4436.20			
88	Ballari	Sirguppa	BALAKUNDHI	GP	PADDY	IRR	331	4	4887.20			
89	Ballari	Sirguppa	M. SUGURU	GP	PADDY	IRR	2197	4	7052.25			
90	Ballari	Sirguppa	MUDDATANURU	GP	PADDY	IRR	735	4	7203.70			
91	Ballari	Sirguppa	SIRIGERI	GP	PADDY	IRR	117	4	6006.50			

(4)

Government of Karnataka
Directorate of Economics and Statistics
GP Level Average Yield data for Summer season 2018-19

S.N	District	Taluk	Insurance Unit (hobli/ GP)	GP/ HOBLI	Crop	IRR RF	Area Sown Ha	No_CCEs_Conducted	Average Yield(Kg/Ha)	Name_Of_Higher_Level	No_cce Conducted_Higher	Higher Average Yield(Kg/Ha)
92	Ballari	Sirguppa	SANAVASAPURA	GP	PADDY	IRR	172	4	4182.00			
93	Ballari	Sirguppa	KARURU	GP	PADDY	IRR	678	4	6523.10			
94	Ballari	Sirguppa	UTHTHANURU	GP	PADDY	IRR	69	4	5010.20			
95	Ballari	Sirguppa	H. HOSAHALLI	GP	PADDY	IRR	908	4	7626.00			
96	Ballari	Sirguppa	TALURU	GP	PADDY	IRR	16	4	6851.10			
97	Ballari	Sirguppa	KUDUDHURAHAL	GP	PADDY	IRR	97	4	6330.40			
98	Ballari	Sirguppa	Tekkalakote(ULB)	GP	PADDY	IRR	1451	4	8106.52			


Joint Director
Crop insurance scheme Division
Directorate of Economics and Statistics



Government of Karnataka
Directorate of Economics and Statistics
GP Level Average Yield data for Summer season 2018-19


S.N	District	Taluk	Insurance Unit (hobli/ GP)	GP/ HOBLI	Crop	IRR_ RF	Area_ Sown_ Ha	No_ CCEs_ Conducted	Average Yield(Kg/Ha)	Name_Of_ Higher_ Level	No_ cce_ Conducted_ Higher	Higher Average Yield(Kg/Ha)
1	Chitradurga	Challakere	PAGADALABANDE	GP	GROUNDNUT	IRR	7	8	184.45			
2	Chitradurga	Challakere	DODDACHELLUR	GP	GROUNDNUT	IRR	8			Hobli Level	14	148.17
3	Chitradurga	Challakere	DEVARAMARIKUNTE	GP	GROUNDNUT	IRR	12	8	619.39			
4	Chitradurga	Challakere	OBALAPURA	GP	GROUNDNUT	IRR	44	8	722.44			
5	Chitradurga	Challakere	NALAGETANAHATTI	GP	GROUNDNUT	IRR	4			Hobli Level	4	325.43
6	Chitradurga	Hiiriyur	BABBUR	GP	GROUNDNUT	IRR	0			Hobli Level	6	1257.73
7	Chitradurga	Hiiriyur	HARIYABBE	GP	GROUNDNUT	IRR	0			Hobli Level	16	682.31
8	Chitradurga	Hiiriyur	HOSAYALANADU	GP	GROUNDNUT	IRR	0			Hobli Level	6	1257.73
9	Chitradurga	Hiiriyur	RANGANATHAPURA	GP	GROUNDNUT	IRR	0			Hobli Level	8	696.09
10	Chitradurga	Hiiriyur	METIKURKE	GP	GROUNDNUT	IRR	4			Hobli Level	16	848.82
11	Chitradurga	Hiiriyur	MASKAL	GP	GROUNDNUT	IRR	0			Hobli Level	6	1257.73
12	Chitradurga	Hiiriyur	DHARMAPURA	GP	GROUNDNUT	IRR	2			Hobli Level	16	682.31
13	Chitradurga	Hiiriyur	IKKANURU	GP	GROUNDNUT	IRR	2			Hobli Level	16	682.31
14	Chitradurga	Hiiriyur	GOWDANAHALLI	GP	GROUNDNUT	IRR	2			Hobli Level	8	696.09

Government of Karnataka
Directorate of Economics and Statistics
GP Level Average Yield data for Summer season 2018-19

S.N	District	Taluk	Insurance Unit (hobli/ GP)	GP/ HOBLI	Crop	IRR_RF	Area_Sown_Ha	No_CCEs_Conducted	Average Yield(Kg/Ha)	Name_Of_Higher_Level	No_cce_Conducted_Higher	Higher Average Yield(Kg/Ha)
15	Chitradurga	Hiiriyur	YALLADAKERE	GP	GROUNDNUT	IRR	0			Hobli Level	8	696.09
16	Chitradurga	Hiiriyur	KASTHURIRANGAPPA NAHALLI	GP	GROUNDNUT	IRR	5			Hobli Level	14	883.30
17	Chitradurga	Hiiriyur	KUNIKERE	GP	GROUNDNUT	IRR	0			Hobli Level	6	1257.73
18	Chitradurga	Hiiriyur	ADIVALA	GP	GROUNDNUT	IRR	0			Hobli Level	14	976.91
19	Chitradurga	Hiiriyur	SURAGONDANAHALLI	GP	GROUNDNUT	IRR	2			Hobli Level	16	848.82
20	Chitradurga	Hiiriyur	VANIVILASAPURA	GP	GROUNDNUT	IRR	0			Hobli Level	6	1257.73
21	Chitradurga	Hiiriyur	M.D.KOTE	GP	GROUNDNUT	IRR	3			Hobli Level	16	848.82
22	Chitradurga	Hiiriyur	UDUVALLI	GP	GROUNDNUT	IRR	9			Hobli Level	14	1201.57
23	Chitradurga	Hiiriyur	ESHWARAGERE	GP	GROUNDNUT	IRR	2			Hobli Level	24	685.75
24	Chitradurga	Hiiriyur	RANGENAHALLI	GP	GROUNDNUT	IRR	6			Hobli Level	16	682.31
25	Chitradurga	Hiiriyur	ABBINAHOLE	GP	GROUNDNUT	IRR	2			Hobli Level	16	682.31
26	Chitradurga	Hiiriyur	DINDAVARA	GP	GROUNDNUT	IRR	0			Hobli Level	8	696.09
27	Chitradurga	Hiiriyur	KHANDENAHALLI	GP	GROUNDNUT	IRR	0			Hobli Level	16	682.31
28	Chitradurga	Hiiriyur	JAVANAGONDANAHALLI	GP	GROUNDNUT	IRR	2			Hobli Level	8	696.09

Government of Karnataka
Directorate of Economics and Statistics
GP Level Average Yield data for Summer season 2018-19

S.N	District	Taluk	Insurance Unit (hobli/ GP)	GP/ HOBLI	Crop	IRR_RF	Area_Sown_Ha	No_CCEs_Conducted	Average Yield(Kg/Ha)	Name_Of_Higher_Level	No_cce_Conducted_Higher	Higher Average Yield(Kg/Ha)
29	Chitradurga	Hiiriyur	MARADIHALLI	GP	GROUNDNUT	IRR	0			Hobli Level	16	848.82
30	Chitradurga	Hiiriyur	P.D.KOTE	GP	GROUNDNUT	IRR	0			Hobli Level	16	682.31
31	Chitradurga	Hiiriyur	GANNAYAKANAHALLI	GP	GROUNDNUT	IRR	4			Hobli Level	16	848.82
32	Chitradurga	Hiiriyur	HARTHIKOTE	GP	GROUNDNUT	IRR	2			Hobli Level	16	848.82


Joint Director
Crop insurance scheme Division
Directorate of Economics and Statistics



**Government of Karnataka
Directorate of Economics and Statistics**


GP Level Average Yield data for Summer season 2018-19

S.N	District	Taluk	Insurance Unit (hobli/ GP)	GP/ HOBLI	Crop	IRR_RF	Area_Sown_Ha	No_CCEs_Conducted	Average Yield(Kg/Ha)	Name_Of_Higher_Level	No_cce_Conducted_Higher	Higher Average Yield(Kg/Ha)
1	DakshinaKannada	Mangalore	KANDAVARA	GP	PADDY	IRR	0			State Level	2284	4698.46
2	DakshinaKannada	Mangalore	KALLAMUNDKUR	GP	PADDY	IRR	0			State Level	2284	4698.46
3	DakshinaKannada	Mangalore	KUPPEPADAV	GP	PADDY	IRR	0			State Level	2284	4698.46
4	DakshinaKannada	Mangalore	DAREGUDDE	GP	PADDY	IRR	0			State Level	2284	4698.46
5	DakshinaKannada	Mangalore	ULAIBETTU	GP	PADDY	IRR	0			State Level	2284	4698.46
6	DakshinaKannada	Mangalore	BALKUNJE	GP	PADDY	IRR	0			State Level	2284	4698.46
7	DakshinaKannada	Mangalore	MENNABETTU	GP	PADDY	IRR	0			State Level	2284	4698.46
8	DakshinaKannada	Mangalore	SHIRTHADY	GP	PADDY	IRR	0			State Level	2284	4698.46
9	DakshinaKannada	Mangalore	GANJIMATA	GP	PADDY	IRR	0			State Level	2284	4698.46
10	DakshinaKannada	Mangalore	SURINJE	GP	PADDY	IRR	0			State Level	2284	4698.46
11	DakshinaKannada	Mangalore	HOSABETTU	GP	PADDY	IRR	0			State Level	2284	4698.46
12	DakshinaKannada	Mangalore	NEERMARGA	GP	PADDY	IRR	0			State Level	2284	4698.46

**Government of Karnataka
Directorate of Economics and Statistics**

GP Level Average Yield data for Summer season 2018-19

S.N	District	Taluk	Insurance Unit (hobli/ GP)	GP/ HOBLI	Crop	IRR_ RF	Area_ Sown_ Ha	No_CCEs_ Conducted	Average Yield(Kg/Ha)	Name_Of_ Higher_Le vel	No_cce Conducted_ Higher	Higher Average Yield(Kg/Ha)
13	DakshinaKanna da	Mangalore	Mulki (ULB)	GP	PADDY	IRR	0			State Level	2284	4698.46


 Joint Director
 Crop insurance scheme Division
 Directorate of Economics and Statistics

②

Government of Karnataka
Directorate of Economics and Statistics
GP Level Average Yield data for Summer season 2018-19


S.N	District	Taluk	Insurance Unit (hobli/ GP)	GP/ HOBLI	Crop	IRR RF	Area Sown Ha	No_CCEs_Conducted	Average Yield(Kg/Ha)	Name_Of_Higher_Level	No_cce_Conducted_Higher	Higher Average Yield(Kg/Ha)
1	Davangere	Davanagere	KAKKARAGOLLA	GP	PADDY	IRR	188	4	5320.65			
2	Davangere	Davanagere	KADLEBALU	GP	PADDY	IRR	893	4	6303.34			
3	Davangere	Davanagere	KANDAGAL	GP	PADDY	IRR	680	4	5084.00			
4	Davangere	Davanagere	KUKKAWADA	GP	PADDY	IRR	462	4	7322.60			
5	Davangere	Davanagere	KURKI	GP	PADDY	IRR	724	4	5217.25			
6	Davangere	Davanagere	KADAJJI	GP	PADDY	IRR	386	4	6125.40			
7	Davangere	Davanagere	KAIDALE	GP	PADDY	IRR	1463	4	5854.80			
8	Davangere	Davanagere	ANAGODU	GP	PADDY	IRR	0			Hobli Level	8	5114.75
9	Davangere	Davanagere	AVARAGOLLA	GP	PADDY	IRR	694	4	5391.50			
10	Davangere	Davanagere	DODDABATHI	GP	PADDY	IRR	364	4	8437.80			
11	Davangere	Davanagere	BASAVANHAL	GP	PADDY	IRR	200	4	6277.10			
12	Davangere	Davanagere	BADA	GP	PADDY	IRR	492	4	4466.54			
13	Davangere	Davanagere	BELAVANUR	GP	PADDY	IRR	1140	4	5917.12			
14	Davangere	Davanagere	BETHUR	GP	PADDY	IRR	480	4	7606.73			

Government of Karnataka
Directorate of Economics and Statistics
GP Level Average Yield data for Summer season 2018-19

S.N	District	Taluk	Insurance Unit (hobli/ GP)	GP/ HOBLI	Crop	IRR_Rf	Area_Sown_Ha	No_CCEs_Conducted	Average Yield(Kg/Ha)	Name_Of_Higher_Level	No_cce Conducted_Higher	Higher Average Yield(Kg/Ha)
15	Davangere	Davanagere	NARAGANAHALLI	GP	PADDY	IRR	0			Hobli Level	52	5321.54
16	Davangere	Davanagere	TOLAHUNSE	GP	PADDY	IRR	194	4	5366.90			
17	Davangere	Davanagere	MATHI	GP	PADDY	IRR	568	4	5389.86			
18	Davangere	Davanagere	MALALAKERE	GP	PADDY	IRR	1260	4	8954.40			
19	Davangere	Davanagere	MUDAHADADI	GP	PADDY	IRR	1356	4	5255.30			
20	Davangere	Davanagere	SHYAGALE	GP	PADDY	IRR	740	4	7035.60			
21	Davangere	Davanagere	LOKIKERE	GP	PADDY	IRR	1320	4	6057.34			
22	Davangere	Davanagere	SHIRAMAGONDANAHALLI	GP	PADDY	IRR	716	4	5653.08			
23	Davangere	Davanagere	ATTIGERE	GP	PADDY	IRR	274	4	5855.62			
24	Davangere	Davanagere	ANABERU	GP	PADDY	IRR	248	4	5208.81			
25	Davangere	Davanagere	HADADI	GP	PADDY	IRR	980	4	5567.80			
26	Davangere	Davanagere	HUCHHAVVANAHALLI	GP	PADDY	IRR	0			Hobli Level	44	6148.71
27	Davangere	Davanagere	HEBBALU	GP	PADDY	IRR	0			Hobli Level	8	5114.75
28	Davangere	Davanagere	HONNUR	GP	PADDY	IRR	230	4	4862.60			

Government of Karnataka
Directorate of Economics and Statistics
GP Level Average Yield data for Summer season 2018-19

S.N	District	Taluk	Insurance Unit (hobli/ GP)	GP/ HOBLI	Crop	IRR_RF	Area_Sown_Ha	No_CCEs_Conducted	Average Yield(Kg/Ha)	Name_Of_Higher_Level	No_cce_Conducted_Higher	Higher Average Yield(Kg/Ha)
29	Davangere	Davanagere	IGURU	GP	PADDY	IRR	0			Hobli Level	64	5270.52
30	Davangere	Davanagere	GOPANALU	GP	PADDY	IRR	644	4	5797.40			
31	Davangere	Davanagere	KANAGONDANAHALLI	GP	PADDY	IRR	711	4	6972.79			
32	Davangere	Davanagere	HALEBATHI	GP	PADDY	IRR	552	4	7434.94			


 Joint Director
 Crop insurance scheme Division
 Directorate of Economics and Statistics

Q

Government of Karnataka
Directorate of Economics and Statistics
GP Level Average Yield data for Summer season 2018-19

S.N	District	Taluk	Insurance Unit (hobli/ GP)	GP/ HOBLI	Crop	IRR_ RF	Area_ Sown_ Ha	No_ CCEs_ Conducted	Average Yield(Kg/Ha)	Name_Of_ Higher_ Level	No_ cce_ Conducted_ Higher	Higher Average Yield(Kg/Ha)
1	Gadag	Mundargi	ALUR	GP	GROUNDNUT	IRR	3			Hobli Level	40	578.45
2	Gadag	Mundargi	BAGEWADI	GP	GROUNDNUT	IRR	46	8	1111.98			
3	Gadag	Mundargi	BIDARAHALLI	GP	GROUNDNUT	IRR	55	8	1097.77			
4	Gadag	Mundargi	DAMBAL	GP	GROUNDNUT	IRR	10	8	463.51			
5	Gadag	Mundargi	DONI	GP	GROUNDNUT	IRR	45	8	497.90			
6	Gadag	Mundargi	HAMMIGI	GP	GROUNDNUT	IRR	133	8	775.81			
7	Gadag	Mundargi	HAROGERI	GP	GROUNDNUT	IRR	41	8	588.91			
8	Gadag	Mundargi	HESARUR	GP	GROUNDNUT	IRR	8			Hobli Level	64	984.08
9	Gadag	Mundargi	HIREWADDATTI	GP	GROUNDNUT	IRR	22	8	546.71			
10	Gadag	Mundargi	KALAKERI	GP	GROUNDNUT	IRR	59	8	873.77			
11	Gadag	Mundargi	KORLAHALLI	GP	GROUNDNUT	IRR	4			Hobli Level	64	984.08
12	Gadag	Mundargi	SHINGALALUR	GP	GROUNDNUT	IRR	57			Hobli Level	64	984.08
13	Gadag	Mundargi	BIDANALA	GP	GROUNDNUT	IRR	114	8	1070.65			

Government of Karnataka
Directorate of Economics and Statistics
GP Level Average Yield data for Summer season 2018-19

S.N	District	Taluk	Insurance Unit (hobli/ GP)	GP/ HOBLI	Crop	IRR_Rf	Area_Sown_Ha	No_CCEs_Conducted	Average Yield(Kg/Ha)	Name_Of_Higher_Level	No_cce_Conducted_Higher	Higher Average Yield(Kg/Ha)
14	Gadag	Mundargi	MURADI	GP	GROUNDNUT	IRR	35			Hobli Level	40	578.45
15	Gadag	Mundargi	Mundargi (ULB)	GP	GROUNDNUT	IRR	27	8	659.73			
16	Gadag	Ron	ABBIGERI	GP	GROUNDNUT	IRR	13	8	523.29			
17	Gadag	Ron	ASUTI	GP	GROUNDNUT	IRR	6			Hobli Level	26	567.21
18	Gadag	Ron	CHIKKAMANNUR	GP	GROUNDNUT	IRR	0			Hobli Level	55	755.87
19	Gadag	Ron	D.S.HADAGALI	GP	GROUNDNUT	IRR	0			Hobli Level	60	443.82
20	Gadag	Ron	GOGERI	GP	GROUNDNUT	IRR	20	8	373.44			
21	Gadag	Ron	HIREHALA	GP	GROUNDNUT	IRR	7			Hobli Level	55	755.87
22	Gadag	Ron	HOLEALUR	GP	GROUNDNUT	IRR	1			Hobli Level	26	567.21
23	Gadag	Ron	HUNAGUNDI	GP	GROUNDNUT	IRR	20	8	507.66			
24	Gadag	Ron	ITAGI	GP	GROUNDNUT	IRR	1			Hobli Level	55	755.87
25	Gadag	Ron	JAKKALI	GP	GROUNDNUT	IRR	0			Hobli Level	60	443.82
26	Gadag	Ron	KOTBAL	GP	GROUNDNUT	IRR	7			Hobli Level	55	755.87

Government of Karnataka
Directorate of Economics and Statistics
GP Level Average Yield data for Summer season 2018-19

S.N	District	Taluk	Insurance Unit (hobli/ GP)	GP/ HOBLI	Crop	IRR_Rf	Area_Sown_Ha	No_CCEs_Conducted	Average Yield(Kg/Ha)	Name_Of_Higher_Level	No_cce_Conducted_Higher	Higher Average Yield(Kg/Ha)
27	Gadag	Ron	KUNTOGI	GP	GROUNDNUT	IRR	5			Hobli Level	60	443.82
28	Gadag	Ron	KURADAGI	GP	GROUNDNUT	IRR	3			Hobli Level	60	443.82
29	Gadag	Ron	LAKKALAKATTI	GP	GROUNDNUT	IRR	100	8	459.83			
30	Gadag	Ron	MADALAGERI	GP	GROUNDNUT	IRR	36	8	1034.85			
31	Gadag	Ron	MLLAPUR	GP	GROUNDNUT	IRR	10	8	690.99			
32	Gadag	Ron	MUSHIGERI	GP	GROUNDNUT	IRR	58	8	883.10			
33	Gadag	Ron	NIDAGUNDI	GP	GROUNDNUT	IRR	1			Hobli Level	60	443.82
34	Gadag	Ron	RAJURU	GP	GROUNDNUT	IRR	11			Hobli Level	60	443.82
35	Gadag	Ron	RAMAPUR	GP	GROUNDNUT	IRR	96	8	350.38			
36	Gadag	Ron	SHANTAGERI	GP	GROUNDNUT	IRR	91	8	851.75			
37	Gadag	Ron	SUDI	GP	GROUNDNUT	IRR	22			Hobli Level	55	755.87
38	Gadag	Ron	AMARAGOL	GP	GROUNDNUT	IRR	27	8	701.18			
39	Gadag	Ron	GULAGULI	GP	GROUNDNUT	IRR	67	8	755.88			

Government of Karnataka
Directorate of Economics and Statistics
GP Level Average Yield data for Summer season 2018-19


S.N	District	Taluk	Insurance Unit (hobli/ GP)	GP/ HOBLI	Crop	IRR_RF	Area_Sown_Ha	No_CCEs_Conducted	Average Yield(Kg/Ha)	Name_Of_Higher_Level	No_cce_Conducted_Higher	Higher Average Yield(Kg/Ha)
40	Gadag	Ron	Gajendragud(ULB)	GP	GROUNDNUT	IRR	45	8	465.36			
41	Gadag	Ron	Ron (ULB)	GP	GROUNDNUT	IRR	7	8	558.65			
42	Gadag	Ron	Naregal(ULB)	GP	GROUNDNUT	IRR	6	8	505.49			
43	Gadag	Shirahatti	ADARAHALLI	GP	GROUNDNUT	IRR	33	8	1613.03			
44	Gadag	Shirahatti	ADARAKATTI	GP	GROUNDNUT	IRR	19	8	720.28			
45	Gadag	Shirahatti	BALEHOSUR	GP	GROUNDNUT	IRR	75	8	791.87			
46	Gadag	Shirahatti	BANNIKOPPA	GP	GROUNDNUT	IRR	12	8	680.68			
47	Gadag	Shirahatti	BATTUR	GP	GROUNDNUT	IRR	28	8	1008.82			
48	Gadag	Shirahatti	CHABBI	GP	GROUNDNUT	IRR	8	8	411.77			
49	Gadag	Shirahatti	DODDUR	GP	GROUNDNUT	IRR	123	8	591.19			
50	Gadag	Shirahatti	GOJANUR	GP	GROUNDNUT	IRR	6			Hobli Level	100	841.70
51	Gadag	Shirahatti	HEBBAL	GP	GROUNDNUT	IRR	22	8	454.51			
52	Gadag	Shirahatti	ITIGI	GP	GROUNDNUT	IRR	17	8	628.07			

Government of Karnataka
Directorate of Economics and Statistics
GP Level Average Yield data for Summer season 2018-19

S.N	District	Taluk	Insurance Unit (hobli/ GP)	GP/ HOBLI	Crop	IRR_RF	Area_Sown_Ha	No_CCEs_Conducted	Average Yield(Kg/Ha)	Name_Of_Higher_Level	No_cce_Conducted_Higher	Higher Average Yield(Kg/Ha)
53	Gadag	Shirahatti	KADKOL	GP	GROUNDNUT	IRR	2	8	630.24			
54	Gadag	Shirahatti	KOGANUR	GP	GROUNDNUT	IRR	16	8	577.74			
55	Gadag	Shirahatti	KONCHIGERI	GP	GROUNDNUT	IRR	14	8	475.12			
56	Gadag	Shirahatti	MACHANAHALLI	GP	GROUNDNUT	IRR	8			Hobli Level	102	579.74
57	Gadag	Shirahatti	MAGADI	GP	GROUNDNUT	IRR	9	8	926.74			
58	Gadag	Shirahatti	P-BADNI	GP	GROUNDNUT	IRR	5			Hobli Level	100	841.70
59	Gadag	Shirahatti	RAMGIRI	GP	GROUNDNUT	IRR	8	8	755.10			
60	Gadag	Shirahatti	RANATUR	GP	GROUNDNUT	IRR	7	8	622.10			
61	Gadag	Shirahatti	SHIGLI	GP	GROUNDNUT	IRR	24	8	827.66			
62	Gadag	Shirahatti	SURANAGI	GP	GROUNDNUT	IRR	69	8	1233.36			
63	Gadag	Shirahatti	TARIKOPPA	GP	GROUNDNUT	IRR	9	8	617.55			
64	Gadag	Shirahatti	YALAVATTI	GP	GROUNDNUT	IRR	4			Hobli Level	100	841.70
65	Gadag	Shirahatti	VADAVI	GP	GROUNDNUT	IRR	10			Hobli Level	102	579.74
66	Gadag	Shirahatti	GOVANALA	GP	GROUNDNUT	IRR	32	8	1012.07			

Government of Karnataka
Directorate of Economics and Statistics
GP Level Average Yield data for Summer season 2018-19

S.N	District	Taluk	Insurance Unit (hobli/ GP)	GP/ HOBLI	Crop	IRR_RF	Area_Sown_Ha	No_CCEs_Conducted	Average Yield(Kg/Ha)	Name_Of_Higher_Level	No_cce_Conducted_Higher	Higher Average Yield(Kg/Ha)
67	Gadag	Shirahatti	HULLURA	GP	GROUNDNUT	IRR	38	8	509.10			
68	Gadag	Shirahatti	MAJJOORU	GP	GROUNDNUT	IRR	11	8	613.97			
69	Gadag	Shirahatti	Lakshmeshwara (ULB)	GP	GROUNDNUT	IRR	50	8	455.60			


 Joint Director
 Crop insurance scheme Division
 Directorate of Economics and Statistics

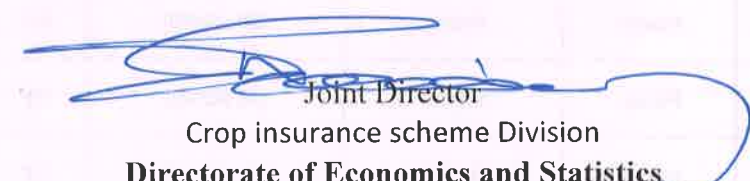


Government of Karnataka
Directorate of Economics and Statistics
GP Level Average Yield data for Summer season 2018-19

S.N	District	Taluk	Insurance Unit (hobli/ GP)	GP/ HOBLI	Crop	IRR_Rf	Area_Sown_Ha	No_CCEs_Conducted	Average Yield(Kg/Ha)	Name_Of_Higher_Level	No_cce_Conducted_Higher	Higher Average Yield(Kg/Ha)
1	Haveri	Haveri	KALLIHAL	GP	GROUNDNUT	IRR	0			Hobli Level	2	590.11
2	Haveri	Haveri	YALAGACHCHA	GP	GROUNDNUT	IRR	3			Hobli Level	2	590.11
3	Haveri	Haveri	HOSARITTI	GP	GROUNDNUT	IRR	3			Hobli Level	42	1194.50
4	Haveri	Haveri	MAROL	GP	GROUNDNUT	IRR	30	8	1964.66			
5	Haveri	Haveri	HALAGI	GP	GROUNDNUT	IRR	32	8	1362.45			
6	Haveri	Haveri	BELAVAGI	GP	GROUNDNUT	IRR	23	8	795.12			
7	Haveri	Haveri	MEVUNDI	GP	GROUNDNUT	IRR	8			Hobli Level	42	1194.50
8	Haveri	Haveri	HAVANUR	GP	GROUNDNUT	IRR	1			Hobli Level	42	1194.50
9	Haveri	Haveri	KURAGUND	GP	GROUNDNUT	IRR	1			Hobli Level	42	1194.50
10	Haveri	Haveri	Guttal(ULB)	GP	GROUNDNUT	IRR	85	8	902.51			
11	Haveri	Savanur	CHILLURABADNI	GP	GROUNDNUT	IRR	12			Hobli Level	14	192.59
12	Haveri	Savanur	MANTRODI	GP	GROUNDNUT	IRR	32	8	194.61			
13	Haveri	Savanur	TEVARAMELLIHALLI	GP	GROUNDNUT	IRR	0			Hobli Level	14	192.59
14	Haveri	Savanur	HURALIKUPPI	GP	GROUNDNUT	IRR	0			Hobli Level	14	192.59

Government of Karnataka
Directorate of Economics and Statistics
GP Level Average Yield data for Summer season 2018-19

S.N	District	Taluk	Insurance Unit (hobli/ GP)	GP/ HOBLI	Crop	IRR_Rf	Area_Sown_Ha	No_CCEs_Conducted	Average Yield(Kg/Ha)	Name_Of_Higher_Level	No_cce_Conducted_Higher	Higher Average Yield(Kg/Ha)
15	Haveri	Savanur	TONDUR	GP	GROUNDNUT	IRR	0			Hobli Level	14	192.59
16	Haveri	Savanur	HIREMUGUDUR	GP	GROUNDNUT	IRR	12			Hobli Level	18	214.68
17	Haveri	Savanur	HUVINASHIGLI	GP	GROUNDNUT	IRR	10			Hobli Level	18	214.68
18	Haveri	Savanur	HESARUR	GP	GROUNDNUT	IRR	9			Hobli Level	18	214.68
19	Haveri	Savanur	ICHCHANGI	GP	GROUNDNUT	IRR	7			Hobli Level	18	214.68


Joint Director
Crop insurance scheme Division
Directorate of Economics and Statistics



**Government of Karnataka
Directorate of Economics and Statistics**

GP Level Average Yield data for Summer season 2018-19

S.N	District	Taluk	Insurance Unit (hobli/ GP)	GP/ HOBLI	Crop	IRR_ RF	Area_ Sown_ Ha	No_ CCEs_ Conducted	Average Yield(Kg/Ha)	Name_Of_ Higher_ Level	No_ cce Conducted_ Higher	Higher Average Yield(Kg/Ha)
1	Kalaburgi	Afzalpur	Afzalpura (ULB)	GP	GROUNDNUT	IRR		8	978.44			
2	Kalaburgi	Jevargi	NELOGI	GP	GROUNDNUT	IRR				Hobli Level	32	663.60
3	Kalaburgi	Jevargi	KALLUR (K)	GP	GROUNDNUT	IRR				Hobli Level	32	663.60
4	Kalaburgi	Jevargi	BIRAL (B)	GP	GROUNDNUT	IRR				Taluk Level	32	663.60
5	Kalaburgi	Jevargi	SONNA	GP	GROUNDNUT	IRR				Taluk Level	32	663.60
6	Kalaburgi	Jevargi	ALLOOR	GP	GROUNDNUT	IRR				Taluk Level	32	663.60
7	Kalaburgi	Jevargi	HIPPARGA -S-N	GP	GROUNDNUT	IRR				Hobli Level	32	663.60
8	Kalaburgi	Jevargi	KUKNUR	GP	GROUNDNUT	IRR				Hobli Level	18	1050.52
9	Kalaburgi	Jevargi	YADRAMI	GP	GROUNDNUT	IRR				Hobli Level	18	1050.52
10	Kalaburgi	Jevargi	MALLI	GP	GROUNDNUT	IRR				Hobli Level	18	1050.52
11	Kalaburgi	Jevargi	MAGANGERA	GP	GROUNDNUT	IRR		8	1063.06			
12	Kalaburgi	Jevargi	WADGERA	GP	GROUNDNUT	IRR				Hobli Level	18	1050.52
13	Kalaburgi	Jevargi	KURALGERA	GP	GROUNDNUT	IRR		8	1159.60			
14	Kalaburgi	Jevargi	ARALAGUNDAGI	GP	GROUNDNUT	IRR				Hobli Level	18	1050.52

**Government of Karnataka
Directorate of Economics and Statistics**


GP Level Average Yield data for Summer season 2018-19

S.N	District	Taluk	Insurance Unit (hobli/ GP)	GP/ HOBLI	Crop	IRR- RF	Area_ Sown_ Ha	No_CCEs_ Conducted	Average Yield(Kg/Ha)	Name_Of_Higher_Level	No_cce Conducted_Higher	Higher Average Yield(Kg/Ha)
15	Kalaburgi	Jevargi	KADKOL	GP	GROUNDNUT	IRR				Hobli Level	18	1050.52
16	Kalaburgi	Jevargi	MANDEWAL	GP	GROUNDNUT	IRR		8	1067.39			
17	Kalaburgi	Jevargi	JERATAGI	GP	GROUNDNUT	IRR		8	515.26			
18	Kalaburgi	Jevargi	ANKALGA	GP	GROUNDNUT	IRR		8	256.00			
19	Kalaburgi	Jevargi	ITGA	GP	GROUNDNUT	IRR		8	815.73			
20	Kalaburgi	Jevargi	KALLUR (K)	GP	PADDY	IRR				State Level	2284	4698.46
21	Kalaburgi	Jevargi	KOLKUR	GP	PADDY	IRR				State Level	2284	4698.46
22	Kalaburgi	Jevargi	YALWAR	GP	PADDY	IRR				State Level	2284	4698.46
23	Kalaburgi	Jevargi	IJERI	GP	PADDY	IRR				State Level	2284	4698.46
24	Kalaburgi	Jevargi	SONNA	GP	PADDY	IRR				State Level	2284	4698.46
25	Kalaburgi	Jevargi	YALAGOD	GP	PADDY	IRR				State Level	2284	4698.46
26	Kalaburgi	Jevargi	HIPPARGA -S-N	GP	PADDY	IRR				State Level	2284	4698.46
27	Kalaburgi	Jevargi	KUKNUR	GP	PADDY	IRR				State Level	2284	4698.46
28	Kalaburgi	Jevargi	YADRAMI	GP	PADDY	IRR				State Level	2284	4698.46

**Government of Karnataka
Directorate of Economics and Statistics**

GP Level Average Yield data for Summer season 2018-19

S.N	District	Taluk	Insurance Unit (hobli/ GP)	GP/ HOBLI	Crop	IRR_ RF	Area_ Sown_ Ha	No_ CCEs_ Conducted	Average Yield(Kg/Ha)	Name_Of_ Higher_ Level	No_ cce Conducted_ Higher	Higher Average Yield(Kg/Ha)
29	Kalaburgi	Jevargi	WADGERA	GP	PADDY	IRR				State Level	2284	4698.46
30	Kalaburgi	Jevargi	KURALGERA	GP	PADDY	IRR				State Level	2284	4698.46
31	Kalaburgi	Jevargi	KADKOL	GP	PADDY	IRR				State Level	2284	4698.46
32	Kalaburgi	Jevargi	JERATAGI	GP	PADDY	IRR				State Level	2284	4698.46
33	Kalaburgi	Jevargi	ITGA	GP	PADDY	IRR				State Level	2284	4698.46
34	Kalaburgi	Kalaburgi	KINNISADAK	GP	GROUNDNUT	IRR				District Level	58	827.10


 Joint Director
 Crop insurance scheme Division
 Directorate of Economics and Statistics

97

Government of Karnataka
Directorate of Economics and Statistics
GP Level Average Yield data for Summer season 2018-19

S.N	District	Taluk	Insurance Unit (hobli/ GP)	GP/ HOBLI	Crop	IRR_Rf	Area_Sown_Ha	No_CCEs_Conducted	Average Yield(Kg/Ha)	Name_Of_Higher_Level	No_cce_Conducted_Higher	Higher Average Yield(Kg/Ha)
1	Koppal	Koppal	ALWANDI	GP	GROUNDNUT	IRR		8	416.22			
2	Koppal	Koppal	KAVALOOR	GP	GROUNDNUT	IRR				Hobli Level	64	689.74
3	Koppal	Koppal	HATTI	GP	GROUNDNUT	IRR				Hobli Level	64	689.74
4	Koppal	Koppal	BETAGERI	GP	GROUNDNUT	IRR		8	887.76			
5	Koppal	Koppal	MATTUR	GP	GROUNDNUT	IRR				Hobli Level	64	689.74
6	Koppal	Koppal	KATARKI GUDLANUR	GP	GROUNDNUT	IRR				Hobli Level	64	689.74
7	Koppal	Koppal	BISARALLI	GP	GROUNDNUT	IRR		8	715.18			
8	Koppal	Koppal	HIRESINDOGI	GP	GROUNDNUT	IRR				Hobli Level	123	763.84
9	Koppal	Koppal	HALAGERI	GP	GROUNDNUT	IRR		8	1194.53			
10	Koppal	Koppal	BOCHANAHALLI	GP	GROUNDNUT	IRR		8	614.29			
11	Koppal	Koppal	KOLUR	GP	GROUNDNUT	IRR				Hobli Level	123	901.45
12	Koppal	Koppal	OJANAHALLI	GP	GROUNDNUT	IRR				Hobli Level	59	986.13
13	Koppal	Koppal	MADINUR	GP	GROUNDNUT	IRR				Hobli Level	106	948.10
14	Koppal	Koppal	GONDABAL	GP	GROUNDNUT	IRR		8	1162.09			




Government of Karnataka
Directorate of Economics and Statistics
GP Level Average Yield data for Summer season 2018-19

S.N	District	Taluk	Insurance Unit (hobli/ GP)	GP/ HOBLI	Crop	IRR_RF	Area_Sown_Ha	No_CCEs_Conducted	Average Yield(Kg/Ha)	Name_Of_Higher_Level	No_cce_Conducted_Higher	Higher Average Yield(Kg/Ha)
15	Koppal	Koppal	GINIGERA	GP	GROUNDNUT	IRR		8	811.39			
16	Koppal	Koppal	HIREBAGANAL	GP	GROUNDNUT	IRR		8	917.37			
17	Koppal	Koppal	KUNIKERI	GP	GROUNDNUT	IRR		8	1155.04			
18	Koppal	Koppal	BAHADDURBANDI	GP	GROUNDNUT	IRR		8	1076.07			
19	Koppal	Koppal	IRKALGAD	GP	GROUNDNUT	IRR		8	1004.48			
20	Koppal	Koppal	KINNAL	GP	GROUNDNUT	IRR		8	967.60			
21	Koppal	Koppal	LEBAGERI	GP	GROUNDNUT	IRR		8	780.11			
22	Koppal	Koppal	HASAGAL	GP	GROUNDNUT	IRR				Hobli Level	47	872.02
23	Koppal	Koppal	KALTAVARGERA	GP	GROUNDNUT	IRR				Hobli Level	47	872.02
24	Koppal	Koppal	INDARGI	GP	GROUNDNUT	IRR				Hobli Level	47	872.02
25	Koppal	Koppal	BUDGUMPA	GP	GROUNDNUT	IRR				Hobli Level	47	872.02
26	Koppal	Koppal	CHIKKABOMMANAL	GP	GROUNDNUT	IRR		8	800.57			
27	Koppal	Koppal	HITNAL	GP	GROUNDNUT	IRR				Hobli Level	10	1242.60
28	Koppal	Koppal	BANDIHARLAPUR	GP	GROUNDNUT	IRR				Hobli Level	69	1178.48



Government of Karnataka
Directorate of Economics and Statistics
GP Level Average Yield data for Summer season 2018-19

S.N	District	Taluk	Insurance Unit (hobli/ GP)	GP/ HOBLI	Crop	IRR_RF	Area_Sown_Ha	No_CCEs_Conducted	Average Yield(Kg/Ha)	Name_Of_Higher_Level	No_cce_Conducted_Higher	Higher Average Yield(Kg/Ha)
29	Koppal	Koppal	SHIVAPUR	GP	GROUNDNUT	IRR				Hobli Level	10	1242.60
30	Koppal	Koppal	HULAGI	GP	GROUNDNUT	IRR				Hobli Level	10	1242.60
31	Koppal	Koppal	MUNIRABAD DAM	GP	GROUNDNUT	IRR				Hobli Level	10	1242.60
32	Koppal	Koppal	HOSALLI	GP	GROUNDNUT	IRR				Hobli Level	10	1242.60
33	Koppal	Koppal	AGALKERA	GP	GROUNDNUT	IRR				Hobli Level	10	1242.60
34	Koppal	Koppal	GULADALLI	GP	GROUNDNUT	IRR		8	1608.81			
35	Koppal	Koppal	Koppal (ULB)	GP	GROUNDNUT	IRR				Hobli Level	59	986.13


Joint Director
Crop insurance scheme Division
Directorate of Economics and Statistics



Government of Karnataka
Directorate of Economics and Statistics
GP Level Average Yield data for Summer season 2018-19

S.N	District	Taluk	Insurance Unit (hobli/ GP)	GP/ HOBLI	Crop	IRR_RF	Area_Sown_Ha	No_CCEs_Conducted	Average Yield(Kg/Ha)	Name_Of_Higher_Level	No_cce_Conducted_Higher	Higher Average Yield(Kg/Ha)
1	Mandya	Mandya	B.HOSUR	GP	PADDY	IRR	320	4	7507.92			
2	Mandya	Mandya	BELUR	GP	PADDY	IRR	149	4	5002.00			
3	Mandya	Mandya	BEVINAHALLY	GP	PADDY	IRR	200	4	3690.00			
4	Mandya	Mandya	BUDANUR	GP	PADDY	IRR	377			Hobli Level	17	4962.83
5	Mandya	Mandya	CHANDAGALU(B)	GP	PADDY	IRR	78			Hobli Level	6	6549.07
6	Mandya	Mandya	CHANDAGALU(D)	GP	PADDY	IRR	115	4	5641.60			
7	Mandya	Mandya	DUDDA	GP	PADDY	IRR	150			Hobli Level	6	5524.07
8	Mandya	Mandya	GANADALU	GP	PADDY	IRR	41	4	6830.60			
9	Mandya	Mandya	GOPALAPURA	GP	PADDY	IRR	25	4	5180.76			
10	Mandya	Mandya	H.MALLIGERE	GP	PADDY	IRR	206			Hobli Level	16	5961.73
11	Mandya	Mandya	HALUVADI	GP	PADDY	IRR	137	4	6277.10			
12	Mandya	Mandya	HALLEGERE	GP	PADDY	IRR	181			Hobli Level	6	6563.28
13	Mandya	Mandya	HANAKERE	GP	PADDY	IRR	343	4	5350.50			
14	Mandya	Mandya	INDUVALU	GP	PADDY	IRR	227	4	4773.30			

91

Government of Karnataka
Directorate of Economics and Statistics
GP Level Average Yield data for Summer season 2018-19

S.N	District	Taluk	Insurance Unit (hobli/ GP)	GP/ HOBLI	Crop	IRR_RF	Area_Sown_Ha	No_CCEs_Conducted	Average Yield(Kg/Ha)	Name_Of_Higher_Level	No_cce Conducted_Higher	Higher Average Yield(Kg/Ha)
15	Mandya	Mandya	HODAGHATTA	GP	PADDY	IRR	159			Hobli Level	29	5405.82
16	Mandya	Mandya	HOLALU	GP	PADDY	IRR	155	4	6740.40			
17	Mandya	Mandya	HULIVANA	GP	PADDY	IRR	152	4	5071.70			
18	Mandya	Mandya	HULLENAHALLY	GP	PADDY	IRR	170	4	4821.60			
19	Mandya	Mandya	KANNALI	GP	PADDY	IRR	335	4	4715.00			
20	Mandya	Mandya	KEELARA	GP	PADDY	IRR	173	4	4214.80			
21	Mandya	Mandya	KERAGODU	GP	PADDY	IRR	52	4	5617.00			
22	Mandya	Mandya	KOTHAHI	GP	PADDY	IRR	50	4	5370.18			
23	Mandya	Mandya	MANAGALA	GP	PADDY	IRR	110	4	4510.00			
24	Mandya	Mandya	MARAGOWDANAHALLY	GP	PADDY	IRR	143			Hobli Level	29	5166.69
25	Mandya	Mandya	MUTHEGERE	GP	PADDY	IRR	8	4	6478.00			
26	Mandya	Mandya	SANTHEKASALGERE	GP	PADDY	IRR	124	4	5658.00			
27	Mandya	Mandya	SATHANUR	GP	PADDY	IRR	236	4	6100.80			
28	Mandya	Mandya	SHIVALLY	GP	PADDY	IRR	181			Hobli Level	22	5786.66

Government of Karnataka
Directorate of Economics and Statistics
GP Level Average Yield data for Summer season 2018-19


S.N	District	Taluk	Insurance Unit (hobli/ GP)	GP/ HOBLI	Crop	IRR_RF	Area_Sown_Ha	No_CCEs_Conducted	Average Yield(Kg/Ha)	Name_Of_Higher_Level	No_cce_Conducted_Higher	Higher Average Yield(Kg/Ha)
29	Mandya	Mandya	SUNAGANAHALLY	GP	PADDY	IRR	161			Hobli Level	21	4987.47
30	Mandya	Mandya	THAGGAHALLY	GP	PADDY	IRR	129			Hobli Level	21	4987.47
31	Mandya	Mandya	THUBINAKERE	GP	PADDY	IRR	0			Hobli Level	14	4919.77
32	Mandya	Mandya	UMMADAHALLY	GP	PADDY	IRR	221	4	4346.00			
33	Mandya	Mandya	UPPARKANAHALLY	GP	PADDY	IRR	109	4	3673.60			
34	Mandya	Mandya	YELIYUR	GP	PADDY	IRR	14	4	5682.60			
35	Mandya	Mandya	ALAKERE	GP	PADDY	IRR	42	4	3558.80			
36	Mandya	Mandya	B.GOWDAGERE	GP	PADDY	IRR	373			Hobli Level	17	4962.83
37	Mandya	Mandya	Mandya (ULB)	GP	PADDY	IRR	183	4	5649.80			
38	Mandya	Pandavapura	KENNALU	GP	PADDY	IRR	151	4	5977.80			
39	Mandya	Pandavapura	DODABYADARAHALLI	GP	PADDY	IRR	92	4	4920.00			
40	Mandya	Pandavapura	HEREMARALLI	GP	PADDY	IRR	32	4	6584.60			
41	Mandya	Pandavapura	CIKKADE	GP	PADDY	IRR	85	4	7585.00			
42	Mandya	Pandavapura	BALAGATTA	GP	PADDY	IRR	0			Taluk Level	48	5551.03

Government of Karnataka
Directorate of Economics and Statistics
GP Level Average Yield data for Summer season 2018-19

S.N	District	Taluk	Insurance Unit (hobli/ GP)	GP/ HOBLI	Crop	IRR_RF	Area_Sown_Ha	No_CCEs_Conducted	Average Yield(Kg/Ha)	Name_Of_Higher_Level	No_cce_Conducted_Higher	Higher Average Yield(Kg/Ha)
43	Mandya	Pandavapura	DINKA	GP	PADDY	IRR	4	4	4204.14			
44	Mandya	Pandavapura	KANAGANAMARADI	GP	PADDY	IRR	121	4	5293.10			
45	Mandya	Pandavapura	TIRUMALASAGARA	GP	PADDY	IRR	86	4	6739.58			
46	Mandya	Pandavapura	HARAVU	GP	PADDY	IRR	105	4	5428.40			
47	Mandya	Pandavapura	ARALAKUPPE	GP	PADDY	IRR	150	4	5812.65			
48	Mandya	Pandavapura	KATTERI	GP	PADDY	IRR	89	4	3858.10			
49	Mandya	Pandavapura	NARAYANAPURA	GP	PADDY	IRR	0			Hobli Level	16	4937.34
50	Mandya	Pandavapura	KYATANAHALLI	GP	PADDY	IRR	40	4	5272.60			
51	Mandya	Pandavapura	KURUBARABETTAHALI	GP	PADDY	IRR	24	4	4936.40			
52	Mandya	Srirangapatna	CHIKKA ANKANAHALLI	GP	PADDY	IRR	59	4	4501.80			
53	Mandya	Srirangapatna	MAHADEVAPURA	GP	PADDY	IRR	105	4	4153.30			
54	Mandya	Srirangapatna	NAGUVANAHALLI	GP	PADDY	IRR	54	4	5772.80			
55	Mandya	Srirangapatna	MELAPURA;	GP	PADDY	IRR	51	4	6112.61			
56	Mandya	Srirangapatna	PALAHALLI	GP	PADDY	IRR	68	4	6777.30			

Government of Karnataka
Directorate of Economics and Statistics
GP Level Average Yield data for Summer season 2018-19

S.N	District	Taluk	Insurance Unit (hobli/ GP)	GP/ HOBLI	Crop	IRR RF	Area Sown Ha	No_CCEs Conducted	Average Yield(Kg/Ha)	Name_Of_Higher_Level	No_cce Conducted_Higher	Higher Average Yield(Kg/Ha)
57	Mandya	Srirangapatna	HOSAHALLI	GP	PADDY	IRR	72	4	5986.00			
58	Mandya	Srirangapatna	BELAGOLA	GP	PADDY	IRR	26	4	8962.60			
59	Mandya	Srirangapatna	HULIKERE	GP	PADDY	IRR	52	4	7593.20			
60	Mandya	Srirangapatna	DARASAGUPPE	GP	PADDY	IRR	64	4	7195.50			
61	Mandya	Srirangapatna	BALLENAHALLI	GP	PADDY	IRR	52	4	5535.00			
62	Mandya	Srirangapatna	T.M.HOSOORU	GP	PADDY	IRR	89	4	6453.40			
63	Mandya	Srirangapatna	MUNDUGADORE	GP	PADDY	IRR	121	4	4321.40			
64	Mandya	Srirangapatna	BALLEKERE	GP	PADDY	IRR	48	4	6131.96			
65	Mandya	Srirangapatna	TADAGAVADI	GP	PADDY	IRR	34	4	6115.56			
66	Mandya	Srirangapatna	KODIYALA	GP	PADDY	IRR	73	4	2624.00			


Joint Director
Crop insurance scheme Division
Directorate of Economics and Statistics



**Government of Karnataka
Directorate of Economics and Statistics**

GP Level Average Yield data for Summer season 2018-19

S.N	District	Taluk	Insurance Unit (hobli/ GP)	GP/ HOBLI	Crop	IRR_RF	Area_Sown_Ha	No_CCEs_Conducted	Average Yield(Kg/Ha)	Name_Of_Hobli_Level	No_cce_Conducted_Higher	Higher Average Yield(Kg/Ha)
1	Mysuru	Nanjangud	RAMPURA	GP	PADDY	IRR	100	4	2218.10			
2	Mysuru	Nanjangud	MARALURU	GP	PADDY	IRR	155			Hobli Level	30	3764.29
3	Mysuru	Nanjangud	THANDAVAPURA	GP	PADDY	IRR	78	4	5674.40			
4	Mysuru	Nanjangud	HULIMAVU	GP	PADDY	IRR	473	4	2209.90			
5	Mysuru	Nanjangud	HADINARU	GP	PADDY	IRR	290	4	4305.00			
6	Mysuru	Nanjangud	HOSAKOTE	GP	PADDY	IRR	298	4	5198.80			
7	Mysuru	Nanjangud	THUMNERALE	GP	PADDY	IRR	158			Hobli Level	30	3764.29
8	Mysuru	Nanjangud	THAYURU	GP	PADDY	IRR	224	4	4838.00			
9	Mysuru	Nanjangud	SUTHURU	GP	PADDY	IRR	310	4	7493.57			
10	Mysuru	Nanjangud	BILIGERE	GP	PADDY	IRR	307	4	3911.40			
11	Mysuru	Nanjangud	NAGARLE	GP	PADDY	IRR	756	4	5553.45			
12	Mysuru	Nanjangud	HORALAVADI	GP	PADDY	IRR	231	4	4059.00			
13	Mysuru	Nanjangud	DEVARASANAHALLI	GP	PADDY	IRR	17			Hobli Level	13	4245.71
14	Mysuru	Nanjangud	KALALE	GP	PADDY	IRR	0			Hobli Level	13	4245.71

**Government of Karnataka
Directorate of Economics and Statistics**

GP Level Average Yield data for Summer season 2018-19

S.N	District	Taluk	Insurance Unit (hobli/ GP)	GP/ HOBLI	Crop	IRR_Rf	Area_Sown_Ha	No_CCEs_Conducted	Average Yield(Kg/Ha)	Name_Of_Higher_Level	No_cce_Conducted_Higher	Higher Average Yield(Kg/Ha)
15	Mysuru	Nanjangud	SINDHUVALLI	GP	PADDY	IRR	0			Hobli Level	13	4245.71
16	Mysuru	Nanjangud	NAVILURU	GP	PADDY	IRR	0			Hobli Level	13	4245.71
17	Mysuru	Nanjangud	DEVIRAMMANAHALLI	GP	PADDY	IRR	44	4	1159.48			
18	Mysuru	Nanjangud	DEBURU	GP	PADDY	IRR	354			Hobli Level	13	4245.71
19	Mysuru	Nanjangud	HEGGADAHALLI	GP	PADDY	IRR	139			Hobli Level	13	4245.71
20	Mysuru	Nanjangud	SHIRAMMALLI	GP	PADDY	IRR	42			Hobli Level	16	6212.53
21	Mysuru	Nanjangud	HULLAHALLI	GP	PADDY	IRR	30	4	6970.00			
22	Mysuru	Nanjangud	KURIHUNDI	GP	PADDY	IRR	437	4	5063.50			
23	Mysuru	Nanjangud	NALLITHALAPURA	GP	PADDY	IRR	778	4	7675.20			
24	Mysuru	Nanjangud	DUGGAHALLI	GP	PADDY	IRR	203	4	5141.40			
25	Mysuru	Nanjangud	KEMPISIDDANAHUNDI	GP	PADDY	IRR	298	4	2632.20			
26	Mysuru	T-Narsipur	KODAGAHALLI	GP	PADDY	IRR	7	4	4764.20			
27	Mysuru	T-Narsipur	ANKANAHALLI	GP	PADDY	IRR	3	4	5059.40			
28	Mysuru	T-Narsipur	KETHUPURA	GP	PADDY	IRR	8	4	4661.70			

**Government of Karnataka
Directorate of Economics and Statistics**

GP Level Average Yield data for Summer season 2018-19

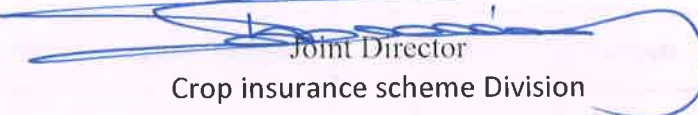
S.N	District	Taluk	Insurance Unit (hobli/ GP)	GP/ HOBLI	Crop	IRR_RF	Area_Sown_Ha	No_CCEs_Conducted	Average Yield(Kg/Ha)	Name_Of_Higher_Level	No_cce_Conducted_Higher	Higher Average Yield(Kg/Ha)
29	Mysuru	T-Narsipur	CHIDARAVALLI	GP	PADDY	IRR	3			Hobli Level	18	4042.42
30	Mysuru	T-Narsipur	MUTTHALAVADI	GP	PADDY	IRR	2	4	3459.58			
31	Mysuru	T-Narsipur	SOSALE	GP	PADDY	IRR	7	4	5125.00			
32	Mysuru	T-Narsipur	BENAKANAHALLI	GP	PADDY	IRR	6	4	4944.60			
33	Mysuru	T-Narsipur	THALAKADU	GP	PADDY	IRR	6	4	5863.00			
34	Mysuru	T-Narsipur	HOLESALU	GP	PADDY	IRR	4	4	4453.01			
35	Mysuru	T-Narsipur	T.DODDAPURA	GP	PADDY	IRR	6	4	5157.80			
36	Mysuru	T-Narsipur	HEMMIGE	GP	PADDY	IRR	9	4	4973.14			
37	Mysuru	T-Narsipur	MADAPURA	GP	PADDY	IRR	32	4	6826.50			
38	Mysuru	T-Narsipur	KIRAGASURU	GP	PADDY	IRR	3	4	3964.70			
39	Mysuru	T-Narsipur	GARGESHWARI	GP	PADDY	IRR	7	4	4669.90			
40	Mysuru	T-Narsipur	HOSAKOTE	GP	PADDY	IRR	7	4	5576.00			
41	Mysuru	T-Narsipur	THUMBALA	GP	PADDY	IRR	8	4	5428.40			
42	Mysuru	T-Narsipur	RANGASAMUDRA	GP	PADDY	IRR	10	4	5539.10			

Government of Karnataka

Directorate of Economics and Statistics

GP Level Average Yield data for Summer season 2018-19

S.N	District	Taluk	Insurance Unit (hobli/ GP)	GP/ HOBLI	Crop	IRR_Rf	Area_Sown_Ha	No_CCEs_Conducted	Average Yield(Kg/Ha)	Name_Of_Higher_Level	No_cce_Conducted_Higher	Higher Average Yield(Kg/Ha)
43	Mysuru	T-Narsipur	Bannur(ULB)	GP	PADDY	IRR	8	4	5206.84			
44	Mysuru	T-Narsipur	T Narsipura (ULB)	GP	PADDY	IRR	2			Hobli Level	20	5035.62


 Joint Director
 Crop insurance scheme Division
 Directorate of Economics and Statistics



Government of Karnataka
Directorate of Economics and Statistics
GP Level Average Yield data for Summer season 2018-19

S.N	District	Taluk	Insurance Unit (hobli/ GP)	GP/ HOBLI	Crop	IRR_RF	Area_Sown_Ha	No_CCEs_Conducted	Average Yield(Kg/Ha)	Name_Of_Higher_Level	No_cce_Conducted_Higher	Higher Average Yield(Kg/Ha)
1	Raichur	Devdurga	ALKOD	GP	GROUNDNUT	IRR				District Level	33	834.45
2	Raichur	Devdurga	GALAG	GP	GROUNDNUT	IRR				District Level	33	834.45
3	Raichur	Devdurga	AREKERA	GP	GROUNDNUT	IRR				District Level	33	834.45
4	Raichur	Devdurga	MUNDARGI	GP	GROUNDNUT	IRR				District Level	33	834.45
5	Raichur	Devdurga	KOPPAR	GP	GROUNDNUT	IRR				District Level	33	834.45
6	Raichur	Devdurga	HEMNAL	GP	GROUNDNUT	IRR				District Level	33	834.45
7	Raichur	Devdurga	JAGIR JADALADINNI	GP	GROUNDNUT	IRR				District Level	33	834.45
8	Raichur	Devdurga	MUSTUR	GP	GROUNDNUT	IRR				District Level	33	834.45
9	Raichur	Devdurga	KAREGUDDA	GP	GROUNDNUT	IRR				District Level	33	834.45
10	Raichur	Devdurga	KOTHDODDI	GP	GROUNDNUT	IRR				District Level	33	834.45
11	Raichur	Devdurga	PALKANMARADI	GP	GROUNDNUT	IRR				District Level	33	834.45
12	Raichur	Devdurga	HOSUR SIDDAPUR	GP	GROUNDNUT	IRR				District Level	33	834.45
13	Raichur	Devdurga	MASARKAL	GP	GROUNDNUT	IRR				District Level	33	834.45
14	Raichur	Devdurga	NAGADADINNI	GP	GROUNDNUT	IRR				District Level	33	834.45

**Government of Karnataka
Directorate of Economics and Statistics**

GP Level Average Yield data for Summer season 2018-19

S.N	District	Taluk	Insurance Unit (hobli/ GP)	GP/ HOBLI	Crop	IRR_Rf	Area_Sown_Ha	No_CCEs_Conducted	Average Yield(Kg/Ha)	Name_Of_Higher_Level	No_cce_Conducted_Higher	Higher Average Yield(Kg/Ha)
15	Raichur	Devdurga	GABBUR	GP	GROUNDNUT	IRR				District Level	33	834.45
16	Raichur	Devdurga	KARIDIGUDDA	GP	GROUNDNUT	IRR				District Level	33	834.45
17	Raichur	Devdurga	B. GANEKAL	GP	GROUNDNUT	IRR				District Level	33	834.45
18	Raichur	Devdurga	GANADHAL	GP	GROUNDNUT	IRR				District Level	33	834.45
19	Raichur	Devdurga	DONDAMBLI	GP	GROUNDNUT	IRR				District Level	33	834.45
20	Raichur	Devdurga	K. IRABGERA	GP	GROUNDNUT	IRR				District Level	33	834.45
21	Raichur	Devdurga	RAMADURGA	GP	GROUNDNUT	IRR				District Level	33	834.45
22	Raichur	Devdurga	CHINCHODI	GP	GROUNDNUT	IRR				District Level	33	834.45
23	Raichur	Devdurga	JALAHALLI	GP	GROUNDNUT	IRR				District Level	33	834.45
24	Raichur	Devdurga	KYADIGERA	GP	GROUNDNUT	IRR				District Level	33	834.45
25	Raichur	Devdurga	GUGAL	GP	GROUNDNUT	IRR				District Level	33	834.45
26	Raichur	Devdurga	JERABANDI	GP	GROUNDNUT	IRR				District Level	33	834.45
27	Raichur	Devdurga	HIREBUDUR	GP	GROUNDNUT	IRR				District Level	33	834.45
28	Raichur	Devdurga	MALADKAL	GP	GROUNDNUT	IRR				District Level	33	834.45

27c

Government of Karnataka
Directorate of Economics and Statistics

GP Level Average Yield data for Summer season 2018-19

S.N	District	Taluk	Insurance Unit (hobli/ GP)	GP/ HOBLI	Crop	IRR_RF	Area_Sown_Ha	No_CCEs_Conducted	Average Yield(Kg/Ha)	Name_Of_Higher_Level	No_cce_Conducted_Higher	Higher Average Yield(Kg/Ha)
29	Raichur	Devdurga	Devadurga (ULB)	GP	GROUNDNUT	IRR				District Level	33	834.45
30	Raichur	Devdurga	ALKOD	GP	PADDY	IRR				Hobli Level	4	6160.09
31	Raichur	Devdurga	GALAG	GP	PADDY	IRR				Hobli Level	13	1940.07
32	Raichur	Devdurga	AREKERA	GP	PADDY	IRR				Hobli Level	4	6160.09
33	Raichur	Devdurga	MUNDARGI	GP	PADDY	IRR		4	1098.80			
34	Raichur	Devdurga	KOPPAR	GP	PADDY	IRR		4	5249.56			
35	Raichur	Devdurga	HEMNAL	GP	PADDY	IRR		4	6433.72			
36	Raichur	Devdurga	JAGIR JADALADINNI	GP	PADDY	IRR				Hobli Level	4	6160.09
37	Raichur	Devdurga	MUSTUR	GP	PADDY	IRR				Hobli Level	8	6187.45
38	Raichur	Devdurga	KAREGUDDA	GP	PADDY	IRR		4	6514.90			
39	Raichur	Devdurga	KOTHDODDI	GP	PADDY	IRR		4	6160.09			
40	Raichur	Devdurga	PALKANMARADI	GP	PADDY	IRR				Hobli Level	13	1940.07
41	Raichur	Devdurga	HOSUR SIDDAPUR	GP	PADDY	IRR				Hobli Level	13	1940.07
42	Raichur	Devdurga	MASARKAL	GP	PADDY	IRR		4	3280.00			

**Government of Karnataka
Directorate of Economics and Statistics**

GP Level Average Yield data for Summer season 2018-19

S.N	District	Taluk	Insurance Unit (hobli/ GP)	GP/ HOBLI	Crop	IRR_RF	Area_Sown_Ha	No_CCEs_Conducted	Average Yield(Kg/Ha)	Name_Of_Higher_Level	No_cce_Conducted_Higher	Higher Average Yield(Kg/Ha)
43	Raichur	Devdurga	NAGADADINNI	GP	PADDY	IRR				Hobli Level	8	6214.81
44	Raichur	Devdurga	GABBUR	GP	PADDY	IRR				Hobli Level	4	6433.72
45	Raichur	Devdurga	KARIDIGUDDA	GP	PADDY	IRR		4	745.63			
46	Raichur	Devdurga	B. GANEKAL	GP	PADDY	IRR				Hobli Level	26	5591.94
47	Raichur	Devdurga	GANADHAL	GP	PADDY	IRR				Hobli Level	13	1940.07
48	Raichur	Devdurga	DONDAMBLI	GP	PADDY	IRR		4	1809.17			
49	Raichur	Devdurga	K. IRABGERA	GP	PADDY	IRR				Hobli Level	22	3887.49
50	Raichur	Devdurga	RAMADURGA	GP	PADDY	IRR				Hobli Level	8	6406.36
51	Raichur	Devdurga	CHINCHODI	GP	PADDY	IRR				Hobli Level	13	1940.07
52	Raichur	Devdurga	JALAHALLI	GP	PADDY	IRR				Hobli Level	13	1940.07
53	Raichur	Devdurga	KYADIGERA	GP	PADDY	IRR				Hobli Level	4	6160.09
54	Raichur	Devdurga	GUGAL	GP	PADDY	IRR				Hobli Level	26	5706.22
55	Raichur	Devdurga	JERABANDI	GP	PADDY	IRR		4	3871.22			
56	Raichur	Devdurga	HIREBUDUR	GP	PADDY	IRR				Hobli Level	26	5584.98

**Government of Karnataka
Directorate of Economics and Statistics**

GP Level Average Yield data for Summer season 2018-19

S.N	District	Taluk	Insurance Unit (hobli/ GP)	GP/ HOBLI	Crop	IRR_RF	Area_Sown_Ha	No_CCEs_Conducted	Average Yield(Kg/Ha)	Name_Of_Higher_Level	No_cce_Conducted_Higher	Higher Average Yield(Kg/Ha)
57	Raichur	Devdurga	MALADKAL	GP	PADDY	IRR				Hobli Level	8	6388.11
58	Raichur	Devdurga	Devadurga (ULB)	GP	PADDY	IRR				Hobli Level	22	3887.49
59	Raichur	Manvi	ATNOOR	GP	PADDY	IRR				Hobli Level	13	3586.98
60	Raichur	Manvi	BAGALAWAD	GP	PADDY	IRR		4	4879.00			
61	Raichur	Manvi	BALLATAGI	GP	PADDY	IRR		4	2139.96			
62	Raichur	Manvi	BHOGAVATI	GP	PADDY	IRR				Hobli Level	28	3436.15
63	Raichur	Manvi	BAYAGWAT	GP	PADDY	IRR		4	1890.10			
64	Raichur	Manvi	CHAGABHAVI	GP	PADDY	IRR				Hobli Level	13	3586.98
65	Raichur	Manvi	CHIKKAKOTNIKAL	GP	PADDY	IRR		4	2214.99			
66	Raichur	Manvi	GANA DINNY	GP	PADDY	IRR				Hobli Level	25	4061.76
67	Raichur	Manvi	GORKAL	GP	PADDY	IRR				Hobli Level	3	929.33
68	Raichur	Manvi	HALAPURA	GP	PADDY	IRR		4	4346.00			
69	Raichur	Manvi	HARVI	GP	PADDY	IRR				Hobli Level	12	4299.15
70	Raichur	Manvi	HIRE KOTNIKAL	GP	PADDY	IRR				Hobli Level	19	3338.78

Government of Karnataka
Directorate of Economics and Statistics

GP Level Average Yield data for Summer season 2018-19

S.N	District	Taluk	Insurance Unit (hobli/ GP)	GP/ HOBLI	Crop	IRR RF	Area_Sown_Ha	No_CCEs_Conducted	Average Yield(Kg/Ha)	Name_Of_Higher_Level	No_cce_Conducted_Higher	Higher Average Yield(Kg/Ha)
71	Raichur	Manvi	JANEKAL	GP	PADDY	IRR				Hobli Level	33	3222.67
72	Raichur	Manvi	K. GUDADINNY	GP	PADDY	IRR				Hobli Level	13	3586.98
73	Raichur	Manvi	KALLUR	GP	PADDY	IRR		4	2629.00			
74	Raichur	Manvi	KAPPAGAL	GP	PADDY	IRR		4	5530.08			
75	Raichur	Manvi	KURDI	GP	PADDY	IRR				Hobli Level	3	929.33
76	Raichur	Manvi	MADAGIRI	GP	PADDY	IRR		4	3477.79			
77	Raichur	Manvi	MADLAPUR	GP	PADDY	IRR				Hobli Level	3	3061.77
78	Raichur	Manvi	MALLAT	GP	PADDY	IRR				Hobli Level	14	3106.56
79	Raichur	Manvi	NAKKUNDI	GP	PADDY	IRR		4	2463.61			
80	Raichur	Manvi	NAVALKAL	GP	PADDY	IRR		4	1394.00			
81	Raichur	Manvi	NEER MANVI	GP	PADDY	IRR		4	4738.37			
82	Raichur	Manvi	PAMANA KALLUR	GP	PADDY	IRR				Taluk Level	72	3476.09
83	Raichur	Manvi	POTNAL	GP	PADDY	IRR				Hobli Level	19	3338.78
84	Raichur	Manvi	SADAPUR	GP	PADDY	IRR				Hobli Level	6	1284.74

Government of Karnataka
Directorate of Economics and Statistics

GP Level Average Yield data for Summer season 2018-19

S.N	District	Taluk	Insurance Unit (hobli/ GP)	GP/ HOBLI	Crop	IRR RF	Area_Sown_Ha	No_CCEs_Conducted	Average Yield(Kg/Ha)	Name_Of_Higher_Level	No_cce_Conducted_Higher	Higher Average Yield(Kg/Ha)
85	Raichur	Manvi	SANGAPURA	GP	PADDY	IRR				Hobli Level	25	4121.11
86	Raichur	Manvi	TORAN DINNY	GP	PADDY	IRR				Hobli Level	6	5031.03
87	Raichur	Manvi	UTAKANOOR	GP	PADDY	IRR				Hobli Level	25	3580.53
88	Raichur	Manvi	Kavithala(ULB)	GP	PADDY	IRR				Hobli Level	2	1485.02
89	Raichur	Manvi	Siravara(ULB)	GP	PADDY	IRR		4	5412.00			
90	Raichur	Raichur	KADLUR	GP	GROUNDNUT	IRR				Hobli Level	2	442.58
91	Raichur	Raichur	BAYIDODDI	GP	GROUNDNUT	IRR				Taluk Level	2	442.58
92	Raichur	Raichur	GUNJAHALLI	GP	GROUNDNUT	IRR				Taluk Level	2	442.58
93	Raichur	Raichur	YERGERA	GP	GROUNDNUT	IRR				Taluk Level	2	442.58
94	Raichur	Raichur	JAMBALDINNI	GP	GROUNDNUT	IRR				Taluk Level	2	442.58
95	Raichur	Raichur	GANADHAL	GP	GROUNDNUT	IRR				Taluk Level	2	442.58
96	Raichur	Raichur	BICHALI	GP	GROUNDNUT	IRR				Taluk Level	2	442.58
97	Raichur	Raichur	CHANDRABANDA	GP	GROUNDNUT	IRR				Taluk Level	2	442.58
98	Raichur	Raichur	SHAKAWADI	GP	GROUNDNUT	IRR				Taluk Level	2	442.58

Government of Karnataka
Directorate of Economics and Statistics

GP Level Average Yield data for Summer season 2018-19

S.N	District	Taluk	Insurance Unit (hobli/ GP)	GP/ HOBLI	Crop	IRR RF	Area Sown Ha	No_CCEs_Conducted	Average Yield(Kg/Ha)	Name_Of_Higher_Level	No_cce_Conducted_Higher	Higher Average Yield(Kg/Ha)
99	Raichur	Raichur	MAMDAPUR	GP	GROUNDNUT	IRR				Taluk Level	2	442.58
100	Raichur	Raichur	TALAMARI	GP	GROUNDNUT	IRR				Taluk Level	2	442.58
101	Raichur	Raichur	SAGAMKUNTA	GP	GROUNDNUT	IRR				Hobli Level	2	442.58
102	Raichur	Raichur	GILLESUGUR	GP	GROUNDNUT	IRR				Taluk Level	2	442.58
103	Raichur	Raichur	MATMARI	GP	GROUNDNUT	IRR				Taluk Level	2	442.58
104	Raichur	Raichur	MARCHATAL	GP	GROUNDNUT	IRR				Taluk Level	2	442.58
105	Raichur	Raichur	BIJANGERA	GP	GROUNDNUT	IRR				Taluk Level	2	442.58
106	Raichur	Raichur	KAMALAPUR	GP	GROUNDNUT	IRR				Taluk Level	2	442.58
107	Raichur	Raichur	SINGANODI	GP	GROUNDNUT	IRR				Taluk Level	2	442.58
108	Raichur	Raichur	YADLAPUR	GP	GROUNDNUT	IRR				Hobli Level	2	442.58
109	Raichur	Raichur	DEVASUGUR	GP	GROUNDNUT	IRR				Hobli Level	2	442.58
110	Raichur	Raichur	CHIKKASUGUR	GP	GROUNDNUT	IRR				Taluk Level	2	442.58
111	Raichur	Raichur	L.K. DODDI	GP	GROUNDNUT	IRR				Taluk Level	2	442.58
112	Raichur	Raichur	POORTHIPLI	GP	GROUNDNUT	IRR				Taluk Level	2	442.58

**Government of Karnataka
Directorate of Economics and Statistics**

GP Level Average Yield data for Summer season 2018-19

S.N	District	Taluk	Insurance Unit (hobli/ GP)	GP/ HOBLI	Crop	IRR_Rf	Area_Sown_Ha	No_CCEs_Conducted	Average Yield(Kg/Ha)	Name_Of_Higher_Level	No_cce_Conducted_Higher	Higher Average Yield(Kg/Ha)
113	Raichur	Raichur	ATKOOR	GP	GROUNDNUT	IRR				Taluk Level	2	442.58
114	Raichur	Raichur	YAPALDINNI	GP	GROUNDNUT	IRR				Taluk Level	2	442.58
115	Raichur	Raichur	MITTIMALKAPUR	GP	GROUNDNUT	IRR				Taluk Level	2	442.58
116	Raichur	Raichur	Raichur (ULB)	GP	GROUNDNUT	IRR				Taluk Level	2	442.58
117	Raichur	Raichur	KADLUR	GP	PADDY	IRR		4	4050.80			
118	Raichur	Raichur	BAYIDODDI	GP	PADDY	IRR		4	3854.00			
119	Raichur	Raichur	YERGERA	GP	PADDY	IRR				Hobli Level	12	3339.94
120	Raichur	Raichur	JAMBALDINNI	GP	PADDY	IRR		4	1408.35			
121	Raichur	Raichur	GANADHAL	GP	PADDY	IRR				Hobli Level	19	2979.66
122	Raichur	Raichur	JAGERKAL	GP	PADDY	IRR				Hobli Level	42	3607.32
123	Raichur	Raichur	BICHALI	GP	PADDY	IRR		4	2227.28			
124	Raichur	Raichur	IDAPANUR	GP	PADDY	IRR		4	3011.04			
125	Raichur	Raichur	CHANDRABANDA	GP	PADDY	IRR		4	7052.08			
126	Raichur	Raichur	SHAKAWADI	GP	PADDY	IRR		4	479.70			

**Government of Karnataka
Directorate of Economics and Statistics**

GP Level Average Yield data for Summer season 2018-19

S.N	District	Taluk	Insurance Unit (hobli/ GP)	GP/ HOBLI	Crop	IRR_RF	Area_Sown_Ha	No_CCEs_Conducted	Average Yield(Kg/Ha)	Name_Of_Higher_Level	No_cce_Conducted_Higher	Higher Average Yield(Kg/Ha)
127	Raichur	Raichur	KALMALA	GP	PADDY	IRR		4	1697.40			
128	Raichur	Raichur	MAMDAPUR	GP	PADDY	IRR				Hobli Level	8	1792.93
129	Raichur	Raichur	TALAMARI	GP	PADDY	IRR		4	1715.85			
130	Raichur	Raichur	SAGAMKUNTA	GP	PADDY	IRR		4	5469.40			
131	Raichur	Raichur	GILLESUGUR	GP	PADDY	IRR		4	1852.79			
132	Raichur	Raichur	MATMARI	GP	PADDY	IRR				Hobli Level	19	2979.66
133	Raichur	Raichur	MARCHATAL	GP	PADDY	IRR				Hobli Level	20	2566.44
134	Raichur	Raichur	BIJANGERA	GP	PADDY	IRR		4	3080.41			
135	Raichur	Raichur	KAMALAPUR	GP	PADDY	IRR		4	2371.28			
136	Raichur	Raichur	SINGANODI	GP	PADDY	IRR		4	6649.38			
137	Raichur	Raichur	YADLAPUR	GP	PADDY	IRR				Hobli Level	27	4298.80
138	Raichur	Raichur	DEVASUGUR	GP	PADDY	IRR		4	6707.60			
139	Raichur	Raichur	MANSLAPUR	GP	PADDY	IRR				Hobli Level	8	1792.93
140	Raichur	Raichur	CHIKKASUGUR	GP	PADDY	IRR		4	1888.46			

276

**Government of Karnataka
Directorate of Economics and Statistics**

GP Level Average Yield data for Summer season 2018-19

S.N	District	Taluk	Insurance Unit (hobli/ GP)	GP/ HOBLI	Crop	IRR_RF	Area_Sown_Ha	No_CCEs_Conducted	Average Yield(Kg/Ha)	Name_Of_Higher_Level	No_cce_Conducted_Higher	Higher Average Yield(Kg/Ha)
141	Raichur	Raichur	L.K. DODDI	GP	PADDY	IRR		4	6240.20			
142	Raichur	Raichur	POORTHIPLI	GP	PADDY	IRR				Hobli Level	31	3219.85
143	Raichur	Raichur	ATKOOR	GP	PADDY	IRR		4	2010.64			
144	Raichur	Raichur	YAPALDINNI	GP	PADDY	IRR		4	492.00			
145	Raichur	Raichur	MITTIMALKAPUR	GP	PADDY	IRR		4	3038.26			
146	Raichur	Sindhanur	JAWALAGERA	GP	PADDY	IRR		4	3981.10			
147	Raichur	Sindhanur	TIDIGOL	GP	PADDY	IRR				Hobli Level	18	3900.39
148	Raichur	Sindhanur	KALMANGI	GP	PADDY	IRR				Hobli Level	4	4113.29
149	Raichur	Sindhanur	KOLABAL	GP	PADDY	IRR		4	5658.00			
150	Raichur	Sindhanur	CHENNALLI	GP	PADDY	IRR		4	4441.37			
151	Raichur	Sindhanur	PAGADADINNI	GP	PADDY	IRR		4	4678.67			
152	Raichur	Sindhanur	JALIHAI	GP	PADDY	IRR				Hobli Level	7	3876.49
153	Raichur	Sindhanur	RAMATNAL	GP	PADDY	IRR		4	2383.91			
154	Raichur	Sindhanur	RAGALPARVI	GP	PADDY	IRR		4	2525.60			

**Government of Karnataka
Directorate of Economics and Statistics**

GP Level Average Yield data for Summer season 2018-19

S.N	District	Taluk	Insurance Unit (hobli/ GP)	GP/ HOBLI	Crop	IRR_RF	Area_Sown_Ha	No_CCEs_Conducted	Average Yield(Kg/Ha)	Name_Of_Higher_Level	No_cce_Conducted_Higher	Higher Average Yield(Kg/Ha)
155	Raichur	Sindhanur	ROUDAKUNDA	GP	PADDY	IRR		4	4624.80			
156	Raichur	Sindhanur	DHADESUGUR	GP	PADDY	IRR				Hobli Level	17	3854.21
157	Raichur	Sindhanur	DEVARAGUDI	GP	PADDY	IRR		4	6527.20			
158	Raichur	Sindhanur	UDABAL	GP	PADDY	IRR		4	5580.10			
159	Raichur	Sindhanur	UMALUTI	GP	PADDY	IRR				Hobli Level	4	4113.29
160	Raichur	Sindhanur	BAPPUR	GP	PADDY	IRR		4	5332.79			
161	Raichur	Sindhanur	BASSAPUR	GP	PADDY	IRR				Hobli Level	7	3876.49
162	Raichur	Sindhanur	BHOOTALDINNI	GP	PADDY	IRR		4	1452.06			
163	Raichur	Sindhanur	BADARLI	GP	PADDY	IRR				Hobli Level	14	2567.52
164	Raichur	Sindhanur	VIRUPAPUR	GP	PADDY	IRR		4	3702.30			
165	Raichur	Sindhanur	MADASIRWAR	GP	PADDY	IRR				Hobli Level	17	3387.16
166	Raichur	Sindhanur	MUKKUNDA	GP	PADDY	IRR		4	3579.30			
167	Raichur	Sindhanur	GUNJALLI	GP	PADDY	IRR				Hobli Level	11	3789.40
168	Raichur	Sindhanur	GUDADUR	GP	PADDY	IRR		4	3781.51			

**Government of Karnataka
Directorate of Economics and Statistics**

GP Level Average Yield data for Summer season 2018-19

S.N	District	Taluk	Insurance Unit (hobli/ GP)	GP/ HOBLI	Crop	IRR_RF	Area_Sown_Ha	No_CCEs_Conducted	Average Yield(Kg/Ha)	Name_Of_Higher_Level	No_cce_Conducted_Higher	Higher Average Yield(Kg/Ha)
169	Raichur	Sindhanur	GUNDA	GP	PADDY	IRR				Hobli Level	8	4031.09
170	Raichur	Sindhanur	SALAGUNDA	GP	PADDY	IRR		4	4428.00			
171	Raichur	Sindhanur	SOMLAPUR	GP	PADDY	IRR		4	5781.00			
172	Raichur	Sindhanur	ALABNUR	GP	PADDY	IRR		4	2553.89			
173	Raichur	Sindhanur	HOSALLI E.J	GP	PADDY	IRR				Hobli Level	19	4965.59
174	Raichur	Sindhanur	R.H. CAMP	GP	PADDY	IRR		4	5280.80			
175	Raichur	Sindhanur	GOUDAN BHAVI	GP	PADDY	IRR				Hobli Level	6	2603.32
176	Raichur	Sindhanur	GOREBAL	GP	PADDY	IRR				Hobli Level	4	4441.37
177	Raichur	Sindhanur	GONWAR	GP	PADDY	IRR		4	1897.48			
178	Raichur	Sindhanur	GANDHINAGAR	GP	PADDY	IRR				Hobli Level	7	3876.49
179	Raichur	Sindhanur	Turviha(ULB)	GP	PADDY	IRR				Hobli Level	4	4113.29
180	Raichur	Sindhanur	Balaganura(ULB)	GP	PADDY	IRR				Hobli Level	2	2297.15

(Handwritten mark)

(Handwritten signature)
Joint Director

Crop insurance scheme Division
Directorate of Economics and Statistics

Government of Karnataka
Directorate of Economics and Statistics

GP Level Average Yield data for Summer season 2018-19

S.N	District	Taluk	Insurance Unit (hobli/ GP)	GP/ HOBLI	Crop	IRR_RF	Area_Sown_Ha	No_CCEs_Conducted	Average Yield(Kg/Ha)	Name_Of_Higher_Level	No_cce_Conducted_Higher	Higher Average Yield(Kg/Ha)
1	Shivamogga	Bhadravathi	DASARAKALLAHALLI	GP	PADDY	IRR	72	4	5658.00			
2	Shivamogga	Bhadravathi	KALLAHALLI	GP	PADDY	IRR	223	4	5125.41			
3	Shivamogga	Bhadravathi	SYDARAKALLAHALLI	GP	PADDY	IRR	14	4	5658.00			
4	Shivamogga	Bhadravathi	SIDLIPURA	GP	PADDY	IRR	26	4	4122.14			
5	Shivamogga	Bhadravathi	ARAHATHOLALU	GP	PADDY	IRR	65	4	5986.00			
6	Shivamogga	Bhadravathi	NIMBEGONDI	GP	PADDY	IRR	58	4	4452.60			
7	Shivamogga	Bhadravathi	VEERAPURA	GP	PADDY	IRR	12	4	7007.72			
8	Shivamogga	Bhadravathi	TADASA	GP	PADDY	IRR	116	4	3227.11			
9	Shivamogga	Bhadravathi	ATTIGUNDA	GP	PADDY	IRR	7	4	4210.70			
10	Shivamogga	Bhadravathi	KUDLIGERE	GP	PADDY	IRR	4	4	5153.29			
11	Shivamogga	Bhadravathi	DONABAGATTA	GP	PADDY	IRR	255	4	5797.40			
12	Shivamogga	Bhadravathi	KAMBADAL HOSURU	GP	PADDY	IRR	151	4	4956.08			
13	Shivamogga	Bhadravathi	GUDAMAGATTA	GP	PADDY	IRR	41	4	3419.40			
14	Shivamogga	Bhadravathi	YEDEHALLI	GP	PADDY	IRR	68	4	4641.20			

9/1

Government of Karnataka
Directorate of Economics and Statistics
GP Level Average Yield data for Summer season 2018-19

S.N	District	Taluk	Insurance Unit (hobli/ GP)	GP/ HOBLI	Crop	IRR_Rf	Area_Sown_Ha	No_CCEs_Conducted	Average Yield(Kg/Ha)	Name_Of_Higher_Level	No_cce_Conducted_Higher	Higher Average Yield(Kg/Ha)
15	Shivamogga	Bhadravathi	MARASHETTIHALLI	GP	PADDY	IRR	207	4	4691.22			
16	Shivamogga	Bhadravathi	AREBILACHI	GP	PADDY	IRR	83	4	4817.50			
17	Shivamogga	Bhadravathi	NAGATHIBELAGALU	GP	PADDY	IRR	119	4	3854.00			
18	Shivamogga	Bhadravathi	HOLEHONNURU	GP	PADDY	IRR	187	4	5858.98			
19	Shivamogga	Bhadravathi	TAVARAGATTA	GP	PADDY	IRR	462	4	6219.70			
20	Shivamogga	Bhadravathi	MAVINKERE	GP	PADDY	IRR	54	4	4259.49			
21	Shivamogga	Bhadravathi	MANGOTE	GP	PADDY	IRR	28	4	6166.40			
22	Shivamogga	Bhadravathi	EMMEHATTI	GP	PADDY	IRR	84	4	5806.01			
23	Shivamogga	Bhadravathi	YAREHALLI	GP	PADDY	IRR	52	4	4647.76			
24	Shivamogga	Bhadravathi	ANTHARAGANGE	GP	PADDY	IRR	144	4	4638.33			
25	Shivamogga	Bhadravathi	ARAKERE	GP	PADDY	IRR	24	4	4962.64			
26	Shivamogga	Bhadravathi	BARANDUR	GP	PADDY	IRR	28	4	4255.80			
27	Shivamogga	Bhadravathi	BILAKI	GP	PADDY	IRR	587	4	4567.40			
28	Shivamogga	Bhadravathi	SINGANAMANE	GP	PADDY	IRR	50	4	5776.90			

(9)

**Government of Karnataka
Directorate of Economics and Statistics**

GP Level Average Yield data for Summer season 2018-19

S.N	District	Taluk	Insurance Unit (hobli/ GP)	GP/ HOBLI	Crop	IRR_RF	Area_Sown_Ha	No_CCEs_Conducted	Average Yield(Kg/Ha)	Name_Of_Higher_Level	No_cce_Conducted_Higher	Higher Average Yield(Kg/Ha)
29	Shivamogga	Bhadravathi	ARALIKOPPA	GP	PADDY	IRR	294	4	4706.80			
30	Shivamogga	Bhadravathi	KAREHALLI	GP	PADDY	IRR	71	4	4001.60			
31	Shivamogga	Bhadravathi	KALLIHAL	GP	PADDY	IRR	58	4	4360.76			
32	Shivamogga	Bhadravathi	HIRIYURU	GP	PADDY	IRR	234	4	4510.00			
33	Shivamogga	Bhadravathi	KOMMARANAHALLI	GP	PADDY	IRR	74	4	4108.20			
34	Shivamogga	Bhadravathi	ANAVERI	GP	PADDY	IRR	77	4	5526.80			
35	Shivamogga	Bhadravathi	AGARADAHALLI	GP	PADDY	IRR	8	4	4173.80			
36	Shivamogga	Bhadravathi	HANUMANTHAPURA	GP	PADDY	IRR	192	4	5548.12			
37	Shivamogga	Bhadravathi	Bhadravathi (ULB)	GP	PADDY	IRR	970	4	3644.90			
38	Shivamogga	Shikaripura	SALURU	GP	PADDY	IRR	104	4	6068.00			
39	Shivamogga	Shikaripura	KAPPANAHALLI	GP	PADDY	IRR	176	4	6043.40			
40	Shivamogga	Shikaripura	AMATEKOPPA	GP	PADDY	IRR	65	4	4870.80			
41	Shivamogga	Shikaripura	HAROGOPPA	GP	PADDY	IRR	36	4	4292.70			
42	Shivamogga	Shikaripura	GAMA	GP	PADDY	IRR	34	4	4367.32			

91

Government of Karnataka
Directorate of Economics and Statistics
GP Level Average Yield data for Summer season 2018-19

S.N	District	Taluk	Insurance Unit (hobli/ GP)	GP/ HOBLI	Crop	IRR_Rf	Area_Sown_Ha	No_CCEs_Conducted	Average Yield(Kg/Ha)	Name_Of_Higher_Level	No_cce_Conducted_Higher	Higher Average Yield(Kg/Ha)
43	Shivamogga	Shikaripura	ESURU	GP	PADDY	IRR	85	4	6133.60			
44	Shivamogga	Shikaripura	CHURCHIGUNDI	GP	PADDY	IRR	43	4	5600.60			
45	Shivamogga	Shikaripura	CHIKKAJAMBURU	GP	PADDY	IRR	40	4	5272.60			
46	Shivamogga	Shikaripura	UDUGANI	GP	PADDY	IRR	38	4	4862.60			
47	Shivamogga	Shikaripura	MANCHIKOPPA	GP	PADDY	IRR	41	4	4534.60			
48	Shivamogga	Shikaripura	AMBARAGOPPA	GP	PADDY	IRR	28	1	5953.20			
49	Shivamogga	Shikaripura	GUDDADA THUMMINAKATTE	GP	PADDY	IRR	95	4	6199.20			
50	Shivamogga	Shikaripura	HIREJAMBURU	GP	PADDY	IRR	35	4	5084.00			
51	Shivamogga	Shikaripura	KORATIGERE	GP	PADDY	IRR	53	4	6371.40			
52	Shivamogga	Shikaripura	NARASAPURA	GP	PADDY	IRR	53	4	4854.40			
53	Shivamogga	Shikaripura	THOGARSI	GP	PADDY	IRR	64	4	5280.80			
54	Shivamogga	Shikaripura	HARAGI	GP	PADDY	IRR	28	4	2952.00			
55	Shivamogga	Shikaripura	BELLIGAVI	GP	PADDY	IRR	28	4	4173.80			
56	Shivamogga	Shikaripura	MATTHIKOTE	GP	PADDY	IRR	34	4	5010.20			



Government of Karnataka
Directorate of Economics and Statistics

GP Level Average Yield data for Summer season 2018-19

S.N	District	Taluk	Insurance Unit (hobli/ GP)	GP/ HOBLI	Crop	IRR_ RF	Area_ Sown_ Ha	No_ CCEs_ Conducted	Average Yield(Kg/Ha)	Name_Of_ Higher_Le vel	No_ cce Conducted_ Higher	Higher Average Yield(Kg/Ha)
57	Shivamogga	Shikaripura	CHIKKAMAGADI	GP	PADDY	IRR	25	4	4706.80			
58	Shivamogga	Shikaripura	NELAVAGILU	GP	PADDY	IRR	36	4	2829.00			
59	Shivamogga	Shikaripura	GODDANAKOPPA	GP	PADDY	IRR	46	4	5526.80			
60	Shivamogga	Shikaripura	KALMANE	GP	PADDY	IRR	8	4	4100.00			
61	Shivamogga	Shikaripura	THADAGANI	GP	PADDY	IRR	69	4	4173.80			
62	Shivamogga	Shikaripura	HOTHANA KATTE	GP	PADDY	IRR	61	4	7240.60			
63	Shivamogga	Shikaripura	Shikaripura (ULB)	GP	PADDY	IRR	24	4	4214.80			
64	Shivamogga	Shivamogga	HASUDI	GP	PADDY	IRR	85	4	5059.40			
65	Shivamogga	Shivamogga	HARAMAGHATTA	GP	PADDY	IRR	0			Hobli Level	8	4780.60
66	Shivamogga	Shivamogga	HOLEBENAVANAHALLI	GP	PADDY	IRR	127	4	5526.80			
67	Shivamogga	Shivamogga	KADEKAL	GP	PADDY	IRR	56	4	4862.60			
68	Shivamogga	Shivamogga	B.BEERANAHALLI	GP	PADDY	IRR	295	4	5503.84			
69	Shivamogga	Shivamogga	BIDIRE	GP	PADDY	IRR	12	4	4575.60			
70	Shivamogga	Shivamogga	GHAJANURU	GP	PADDY	IRR	12	4	3599.80			

Government of Karnataka

Directorate of Economics and Statistics

GP Level Average Yield data for Summer season 2018-19

S.N	District	Taluk	Insurance Unit (hobli/ GP)	GP/ HOBLI	Crop	IRR_Rf	Area_Sown_Ha	No_CCEs_Conducted	Average Yield(Kg/Ha)	Name_Of_Higher_Level	No_cce_Conducted_Higher	Higher Average Yield(Kg/Ha)
71	Shivamogga	Shivamogga	HADONAHALLI	GP	PADDY	IRR	105	4	4846.20			
72	Shivamogga	Shivamogga	KUDLI	GP	PADDY	IRR	263	4	5625.20			
73	Shivamogga	Shivamogga	KORALAHALLI	GP	PADDY	IRR	13	4	5406.26			
74	Shivamogga	Shivamogga	MATTURU	GP	PADDY	IRR	26	4	4091.80			
75	Shivamogga	Shivamogga	MELINAHANASAVADI	GP	PADDY	IRR	19	4	4715.00			
76	Shivamogga	Shivamogga	SANTEKADURU	GP	PADDY	IRR	19	4	5034.80			
77	Shivamogga	Shivamogga	SUGURU	GP	PADDY	IRR	9	4	5100.40			
78	Shivamogga	Shivamogga	AGASAVALLI	GP	PADDY	IRR	16	4	4993.80			
79	Shivamogga	Shivamogga	NIDHIGE	GP	PADDY	IRR	41	4	3747.40			
80	Shivamogga	Shivamogga	PILLANGERE	GP	PADDY	IRR	207	4	5830.20			
81	Shivamogga	Shivamogga	PURUDALU	GP	PADDY	IRR	33	4	4284.50			
82	Shivamogga	Shivamogga	SHETTIHALLI	GP	PADDY	IRR	166	4	4354.20			
83	Shivamogga	Shivamogga	BEDARA HOSAHALLI	GP	PADDY	IRR	177	4	4920.00			
84	Shivamogga	Shivamogga	Shimoga (ULB)	GP	PADDY	IRR	202	4	3854.00			

**Government of Karnataka
Directorate of Economics and Statistics**

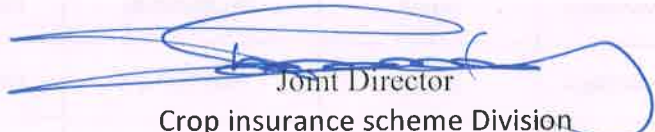
GP Level Average Yield data for Summer season 2018-19

S.N	District	Taluk	Insurance Unit (hobli/ GP)	GP/ HOBLI	Crop	IRR_RF	Area_Sown_Ha	No_CCEs_Conducted	Average Yield(Kg/Ha)	Name_Of_Higher_Level	No_cce_Conducted_Higher	Higher Average Yield(Kg/Ha)
85	Shivamogga	Sorab	SHAKUNAVALLI	GP	PADDY	IRR	91	4	1590.80			
86	Shivamogga	Sorab	MUDIDODDIKOPPA	GP	PADDY	IRR	78	4	5949.10			
87	Shivamogga	Sorab	AGASANAHALLI	GP	PADDY	IRR	38	4	3608.00			
88	Shivamogga	Sorab	TALAGADDE	GP	PADDY	IRR	9	4	3612.10			
89	Shivamogga	Sorab	KUBTURU	GP	PADDY	IRR	25	4	3628.50			
90	Shivamogga	Sorab	DYAVANAHALLI	GP	PADDY	IRR				Hobli Level	15	3137.10
91	Shivamogga	Sorab	GENDLA	GP	PADDY	IRR	8	4	4362.40			
92	Shivamogga	Sorab	TATTURU	GP	PADDY	IRR	56	4	2648.60			
93	Shivamogga	Sorab	KUPPAGADDE	GP	PADDY	IRR	6	4	2485.83			
94	Shivamogga	Sorab	UDRI	GP	PADDY	IRR	62	4	4551.00			
95	Shivamogga	Sorab	TAVANANDI	GP	PADDY	IRR				Hobli Level	15	3137.10
96	Shivamogga	Sorab	HALESORABA	GP	PADDY	IRR	5	4	3603.49			
97	Shivamogga	Sorab	KODAKANI	GP	PADDY	IRR	7	4	4157.40			
98	Shivamogga	Sorab	MAVALI	GP	PADDY	IRR	5	4	3865.89			

Government of Karnataka
Directorate of Economics and Statistics

GP Level Average Yield data for Summer season 2018-19

S.N	District	Taluk	Insurance Unit (hobli/ GP)	GP/ HOBLI	Crop	IRR_RF	Area_Sown_Ha	No_CCEs_Conducted	Average Yield(Kg/Ha)	Name_Of_Higher_Level	No_cce_Conducted_Higher	Higher Average Yield(Kg/Ha)
99	Shivamogga	Sorab	BILUVANI	GP	PADDY	IRR	50	4	4846.20			
100	Shivamogga	Sorab	CHITTURU	GP	PADDY	IRR	91	4	3675.65			
101	Shivamogga	Sorab	INDUVALLI	GP	PADDY	IRR	59	4	3254.99			


Joint Director
Crop insurance scheme Division
Directorate of Economics and Statistics



Government of Karnataka
Directorate of Economics and Statistics
GP Level Average Yield data for Summer season 2018-19

S.N	District	Taluk	Insurance Unit (hobli/ GP)	GP/ HOBLI	Crop	IRR_ RF	Area_ Sown_ Ha	No_ CCEs_ Conducted	Average Yield(Kg/Ha)	Name_Of_ Higher_ Level	No_ cce_ Conducted_ Higher	Higher Average Yield(Kg/Ha)
1	Tumakuru	Gubbi	BIDARE	GP	PADDY	IRR				District Level	18	6143.08
2	Tumakuru	Gubbi	THYAGATUR	GP	PADDY	IRR				District Level	18	6143.08
3	Tumakuru	Gubbi	NITTUR	GP	PADDY	IRR				District Level	18	6143.08
4	Tumakuru	Gubbi	M.H.PATNA	GP	PADDY	IRR				District Level	18	6143.08
5	Tumakuru	Gubbi	ADAGUR	GP	PADDY	IRR				District Level	18	6143.08
6	Tumakuru	Gubbi	KADABA	GP	PADDY	IRR				District Level	18	6143.08
7	Tumakuru	Gubbi	KALLUR	GP	PADDY	IRR				District Level	18	6143.08
8	Tumakuru	Gubbi	C.S.PURA	GP	PADDY	IRR				District Level	18	6143.08
9	Tumakuru	Koratagere	THUMBADI	GP	PADDY	IRR				District Level	18	6143.08
10	Tumakuru	Kunigal	HERUR	GP	PADDY	IRR				District Level	18	6143.08
11	Tumakuru	Madhugiri	MIDIGESHI	GP	GROUNDNUT	IRR		8	1517.84			
12	Tumakuru	Madhugiri	REDDIHALLI	GP	GROUNDNUT	IRR		8	1401.26			
13	Tumakuru	Madhugiri	NERALEKERE	GP	GROUNDNUT	IRR				Hobli Level	23	1388.96
14	Tumakuru	Pavagada	NAGALAMADIKE	GP	GROUNDNUT	IRR		8	500.07			


Government of Karnataka
Directorate of Economics and Statistics
GP Level Average Yield data for Summer season 2018-19

S.N	District	Taluk	Insurance Unit (hobli/ GP)	GP/ HOBLI	Crop	IRR- RF	Area_ Sown_ Ha	No_CCEs_ Conducted	Average Yield(Kg/Ha)	Name_Of Higher_ Level	No_cce Conducted_ Higher	Higher Average Yield(Kg/Ha)
15	Tumakuru	Pavagada	K.T.HALLI	GP	GROUNDNUT	IRR				Hobli Level	12	688.46
16	Tumakuru	Pavagada	MANGALAVADA	GP	GROUNDNUT	IRR		8	681.23			
17	Tumakuru	Sira	KALLAMBELLA	GP	GROUNDNUT	IRR		8	1051.12			
18	Tumakuru	Sira	LAKSHMISAGARA	GP	PADDY	IRR				Taluk Level	4	5629.30
19	Tumakuru	Sira	MELUKUNTE	GP	PADDY	IRR				Taluk Level	4	5629.30
20	Tumakuru	Sira	CHIKKANAHALLI	GP	PADDY	IRR				Hobli Level	4	5629.30
21	Tumakuru	Sira	KALLAMBELLA	GP	PADDY	IRR		4	5629.30			
22	Tumakuru	Sira	DODDA AGRAHARA	GP	PADDY	IRR				Taluk Level	4	5629.30
23	Tumakuru	Tiptur	NONAVINAKERE	GP	PADDY	IRR		4	6123.76			
24	Tumakuru	Tiptur	GUNGARAMELE	GP	PADDY	IRR				Hobli Level	10	6244.14
25	Tumakuru	Tiptur	NAGARAGHATTA	GP	PADDY	IRR				Hobli Level	10	6244.14
26	Tumakuru	Tiptur	NALLIKERE	GP	PADDY	IRR				Hobli Level	10	6244.14
27	Tumakuru	Tiptur	BAJAGUR	GP	PADDY	IRR		4	6755.98			
28	Tumakuru	Tiptur	HUNSEGHATTA	GP	PADDY	IRR				Hobli Level	10	6244.14

9

Government of Karnataka
Directorate of Economics and Statistics
GP Level Average Yield data for Summer season 2018-19

S.N	District	Taluk	Insurance Unit (hobli/ GP)	GP/ HOBLI	Crop	IRR_RF	Area_Sown_Ha	No_CCEs_Conducted	Average Yield(Kg/Ha)	Name_Of_Higher_Level	No_cce_Conducted_Higher	Higher Average Yield(Kg/Ha)
29	Tumakuru	Tumakuru	MALLASANDRA	GP	PADDY	IRR				District Level	18	6143.08
30	Tumakuru	Turuvekere	KONDAJJI	GP	PADDY	IRR				Taluk Level	4	6404.20
31	Tumakuru	Turuvekere	MUNIYUR	GP	PADDY	IRR		4	6404.20			
32	Tumakuru	Turuvekere	THALEKERE	GP	PADDY	IRR				Hobli Level	4	6404.20
33	Tumakuru	Turuvekere	MAYASANDRA	GP	PADDY	IRR				Taluk Level	4	6404.20
34	Tumakuru	Turuvekere	BYTHARAHOSAHALLI	GP	PADDY	IRR				Taluk Level	4	6404.20
35	Tumakuru	Turuvekere	DANDINASHIVARA	GP	PADDY	IRR				Hobli Level	4	6404.20
36	Tumakuru	Turuvekere	HULLEKERE	GP	PADDY	IRR				Hobli Level	4	6404.20
37	Tumakuru	Turuvekere	LOKAMMANAHALLI	GP	PADDY	IRR				Hobli Level	4	6404.20


Joint Director
Crop insurance scheme Division
Directorate of Economics and Statistics

9.

Government of Karnataka
Directorate of Economics and Statistics
GP Level Average Yield data for Summer season 2018-19

S.N	District	Taluk	Insurance Unit (hobli/ GP)	GP/ HOBLI	Crop	IRR_ RF	Area_ Sown_ Ha	No_ CCEs_ Conducted	Average Yield(Kg/Ha)	Name_Of_ Higher_ Level	No_ cce Conducted_ Higher	Higher Average Yield(Kg/Ha)
1	UttarKannada	Honnavar	JALAVALLI	GP	PADDY	IRR	72	4	2677.30			
2	UttarKannada	Honnavar	KUDRIGI	GP	PADDY	IRR	8	4	4104.10			
3	UttarKannada	Honnavar	NAGARABASTIKERI	GP	PADDY	IRR	58	4	3571.10			
4	UttarKannada	Honnavar	MAVINAKURVA	GP	PADDY	IRR	0			Hobli Level	16	3599.80
5	UttarKannada	Honnavar	HERANGADI	GP	PADDY	IRR	22	4	4046.70			
6	UttarKannada	Joida	CASTLE ROCK (KALAMBULI)	GP	PADDY	IRR	0			District Level	24	3752.18
7	UttarKannada	Mundgod	INDOOR	GP	PADDY	IRR	0			Hobli Level	4	5038.90
8	UttarKannada	Mundgod	HUNAGUND	GP	PADDY	IRR	0			Hobli Level	4	5038.90
9	UttarKannada	Mundgod	CHIGALLI	GP	PADDY	IRR	1	4	5038.90			
10	UttarKannada	Siddapur	HALAGERI	GP	PADDY	IRR	19	4	3075.00			


Joint Director

Crop insurance scheme Division
Directorate of Economics and Statistics

Government of Karnataka
Directorate of Economics and Statistics
GP Level Average Yield data for Summer season 2018-19

S.N	District	Taluk	Insurance Unit (hobli/ GP)	GP/ HOBLI	Crop	IRR_ RF	Area_ Sown_ Ha	No_ CCEs_ Conducted	Average Yield(Kg/Ha)	Name_Of_ Higher_ Level	No_ cce Conducted_ Higher	Higher Average Yield(Kg/Ha)
1	Vijayapura	Basvana Bagewadi	YARANAL	GP	GROUNDNUT	IRR				Hobli Level	8	913.36
2	Vijayapura	Basvana Bagewadi	DINDAWAR	GP	GROUNDNUT	IRR		8	162.71			
3	Vijayapura	Basvana Bagewadi	KANAKAL	GP	GROUNDNUT	IRR		8	503.32			
4	Vijayapura	Basvana Bagewadi	KUDAGI	GP	GROUNDNUT	IRR				Hobli Level	70	950.22
5	Vijayapura	Basvana Bagewadi	K.SALAWADAGI	GP	GROUNDNUT	IRR				Hobli Level	20	378.36
6	Vijayapura	Basvana Bagewadi	ALIMATTI	GP	GROUNDNUT	IRR		8	113.90			
7	Vijayapura	Basvana Bagewadi	RONIHAL	GP	GROUNDNUT	IRR		8	645.43			
8	Vijayapura	Basvana Bagewadi	UKKALI	GP	GROUNDNUT	IRR		8	913.36			
9	Vijayapura	Basvana Bagewadi	INGALESWAR	GP	GROUNDNUT	IRR		8	792.95			
10	Vijayapura	Basvana Bagewadi	BYKOD	GP	GROUNDNUT	IRR				Hobli Level	20	378.36
11	Vijayapura	Basvana Bagewadi	NARASALAGI	GP	GROUNDNUT	IRR				Hobli Level	42	500.14
12	Vijayapura	Basvana Bagewadi	TALEWAD	GP	GROUNDNUT	IRR		8	1374.38			
13	Vijayapura	Basvana Bagewadi	TELAGI	GP	GROUNDNUT	IRR		8	282.04			
14	Vijayapura	Basvana Bagewadi	WADAWADAGI	GP	GROUNDNUT	IRR				Hobli Level	20	378.36

9.

Government of Karnataka
Directorate of Economics and Statistics
GP Level Average Yield data for Summer season 2018-19

S.N	District	Taluk	Insurance Unit (hobli/ GP)	GP/ HOBLI	Crop	IRR_Rf	Area_Sown_Ha	No_CCEs_Conducted	Average Yield(Kg/Ha)	Name_Of_Higher_Level	No_cce_Conducted_Higher	Higher Average Yield(Kg/Ha)
15	Vijayapura	Basvana Bagewadi	WANDAL	GP	GROUNDNUT	IRR				Hobli Level	22	621.92
16	Vijayapura	Basvana Bagewadi	MANNUR	GP	GROUNDNUT	IRR		8	428.10			
17	Vijayapura	Basvana Bagewadi	MALAGHAN	GP	GROUNDNUT	IRR		8	1223.60			
18	Vijayapura	Basvana Bagewadi	MASUTI	GP	GROUNDNUT	IRR		8	141.02			
19	Vijayapura	Basvana Bagewadi	MUTTAGI	GP	GROUNDNUT	IRR				Hobli Level	22	621.92
20	Vijayapura	Basvana Bagewadi	ARASHANAGI	GP	GROUNDNUT	IRR		8	1296.28			
21	Vijayapura	Basvana Bagewadi	HANAMAPUR	GP	GROUNDNUT	IRR		8	1125.97			
22	Vijayapura	Basvana Bagewadi	H.HIPPARAGI	GP	GROUNDNUT	IRR				Hobli Level	20	378.36
23	Vijayapura	Basvana Bagewadi	HUNASHYAL P.B.	GP	GROUNDNUT	IRR				Hobli Level	20	378.36
24	Vijayapura	Basvana Bagewadi	CHIMMALAGI	GP	GROUNDNUT	IRR		8	305.90			
25	Vijayapura	Basvana Bagewadi	GOLASANGI	GP	GROUNDNUT	IRR				Hobli Level	34	314.45
26	Vijayapura	Basvana Bagewadi	GANI R. C	GP	GROUNDNUT	IRR		8	197.43			
27	Vijayapura	Basvana Bagewadi	SIDDANATHA R.C	GP	GROUNDNUT	IRR		8	1204.94			
28	Vijayapura	Basvana Bagewadi	Kolhar(ULB)	GP	GROUNDNUT	IRR		8	1345.09			

Government of Karnataka
Directorate of Economics and Statistics
GP Level Average Yield data for Summer season 2018-19

S.N	District	Taluk	Insurance Unit (hobli/ GP)	GP/ HOBLI	Crop	IRR_Rf	Area_Sown_Ha	No_CCEs_Conducted	Average Yield(Kg/Ha)	Name_Of_Higher_Level	No_cce_Conducted_Higher	Higher Average Yield(Kg/Ha)
29	Vijayapura	Basvana Bagewadi	Nidagundi(ULB)	GP	GROUNDNUT	IRR				Hobli Level	34	314.45
30	Vijayapura	Muddebihal	YARAZARI	GP	GROUNDNUT	IRR		8	917.70			
31	Vijayapura	Muddebihal	YELAGUR	GP	GROUNDNUT	IRR				Hobli Level	54	960.00
32	Vijayapura	Muddebihal	BIJJUR	GP	GROUNDNUT	IRR				Hobli Level	24	639.08
33	Vijayapura	Muddebihal	BIDARKUNDI	GP	GROUNDNUT	IRR		8	1037.02			
34	Vijayapura	Muddebihal	KAVADIMATTI	GP	GROUNDNUT	IRR		8	794.04			
35	Vijayapura	Muddebihal	KUNTOJI	GP	GROUNDNUT	IRR				Hobli Level	78	767.45
36	Vijayapura	Muddebihal	KALAGI	GP	GROUNDNUT	IRR		8	1084.75			
37	Vijayapura	Muddebihal	KONNUR	GP	GROUNDNUT	IRR		8	1004.48			
38	Vijayapura	Muddebihal	KOLUR	GP	GROUNDNUT	IRR		8	546.71			
39	Vijayapura	Muddebihal	ALUR	GP	GROUNDNUT	IRR				Hobli Level	78	914.15
40	Vijayapura	Muddebihal	RAKKASAGI	GP	GROUNDNUT	IRR		8	349.14			
41	Vijayapura	Muddebihal	RUDAGI	GP	GROUNDNUT	IRR		8	980.61			
42	Vijayapura	Muddebihal	DAVALAGI	GP	GROUNDNUT	IRR		8	952.41			

(9)

Government of Karnataka
Directorate of Economics and Statistics

GP Level Average Yield data for Summer season 2018-19

S.N	District	Taluk	Insurance Unit (hobli/ GP)	GP/ HOBLI	Crop	IRR_Rf	Area_Sown_Ha	No_CCEs_Conducted	Average Yield(Kg/Ha)	Name_Of_Higher_Level	No_cce_Conducted_Higher	Higher Average Yield(Kg/Ha)
43	Vijayapura	Muddebihal	BANTANUR	GP	GROUNDNUT	IRR				Hobli Level	4	216.95
44	Vijayapura	Muddebihal	BASARAKOD	GP	GROUNDNUT	IRR		8	1021.84			
45	Vijayapura	Muddebihal	NAGABENAL	GP	GROUNDNUT	IRR		8	666.04			
46	Vijayapura	Muddebihal	TANGADAGI	GP	GROUNDNUT	IRR		8	763.66			
47	Vijayapura	Muddebihal	MADIKESWAR	GP	GROUNDNUT	IRR				Hobli Level	58	911.97
48	Vijayapura	Muddebihal	ADAVI SOMANAL	GP	GROUNDNUT	IRR				Hobli Level	24	639.08
49	Vijayapura	Muddebihal	HIRUR	GP	GROUNDNUT	IRR				Hobli Level	4	216.95
50	Vijayapura	Muddebihal	HIREMURNAL	GP	GROUNDNUT	IRR				Hobli Level	24	639.08
51	Vijayapura	Muddebihal	HADALAGERI	GP	GROUNDNUT	IRR				Hobli Level	54	960.00
52	Vijayapura	Muddebihal	HULLUR	GP	GROUNDNUT	IRR		8	177.90			
53	Vijayapura	Muddebihal	BALABATTI	GP	GROUNDNUT	IRR		8	1329.34			
54	Vijayapura	Muddebihal	Nalatwada(ULB)	GP	GROUNDNUT	IRR				Hobli Level	24	639.08
55	Vijayapura	Sindagi	BAMMANALLI	GP	GROUNDNUT	IRR		8	271.19			
56	Vijayapura	Sindagi	KERUTAGI	GP	GROUNDNUT	IRR				Hobli Level	10	1085.01

Government of Karnataka
Directorate of Economics and Statistics
GP Level Average Yield data for Summer season 2018-19

S.N	District	Taluk	Insurance Unit (hobli/ GP)	GP/ HOBLI	Crop	IRR_RF	Area_Sown_Ha	No_CCEs_Conducted	Average Yield(Kg/Ha)	Name_Of_Higher_Level	No_cce_Conducted_Higher	Higher Average Yield(Kg/Ha)
57	Vijayapura	Sindagi	BAGALUR	GP	GROUNDNUT	IRR		8	140.69			
58	Vijayapura	Sindagi	BYKOD	GP	GROUNDNUT	IRR				Hobli Level	50	478.12
59	Vijayapura	Sindagi	YENKANCHI	GP	GROUNDNUT	IRR		8	564.07			
60	Vijayapura	Sindagi	DEVANGAON	GP	GROUNDNUT	IRR		8	701.83			
61	Vijayapura	Sindagi	MANUR	GP	GROUNDNUT	IRR				Hobli Level	10	1085.01
62	Vijayapura	Sindagi	BEKINAL	GP	GROUNDNUT	IRR				Hobli Level	10	1085.01
63	Vijayapura	Sindagi	MULASAVLAGI	GP	GROUNDNUT	IRR				Hobli Level	10	1085.01
64	Vijayapura	Sindagi	GABASAVLAGI	GP	GROUNDNUT	IRR		8	331.93			
65	Vijayapura	Sindagi	CHANDAKAVATE	GP	GROUNDNUT	IRR				Hobli Level	50	478.12
66	Vijayapura	Sindagi	YARAGAL BK	GP	GROUNDNUT	IRR				Hobli Level	50	478.12
67	Vijayapura	Sindagi	KALAKERI	GP	GROUNDNUT	IRR				Hobli Level	10	1085.01
68	Vijayapura	Sindagi	MALAGHAN	GP	GROUNDNUT	IRR		8	713.77			
69	Vijayapura	Sindagi	KOKATANUR	GP	GROUNDNUT	IRR				Hobli Level	60	781.57
70	Vijayapura	Sindagi	CHATTARAKI	GP	GROUNDNUT	IRR				Hobli Level	50	478.12

9

Government of Karnataka
Directorate of Economics and Statistics

GP Level Average Yield data for Summer season 2018-19

S.N	District	Taluk	Insurance Unit (hobli/ GP)	GP/ HOBLI	Crop	IRR_ RF	Area_ Sown_ Ha	No_ CCEs_ Conducted	Average Yield(Kg/Ha)	Name_Of_ Higher_Le vel	No_ cce Conducted_ Higher	Higher Average Yield(Kg/Ha)
71	Vijayapura	Sindagi	BALAGANUR	GP	GROUNDNUT	IRR		8	658.44			
72	Vijayapura	Sindagi	HONNALLI	GP	GROUNDNUT	IRR		8	1237.66			
73	Vijayapura	Sindagi	HITNALLI	GP	GROUNDNUT	IRR				Hobli Level	10	1085.01
74	Vijayapura	Sindagi	HANDIGANUR	GP	GROUNDNUT	IRR				Hobli Level	50	478.12
75	Vijayapura	Sindagi	MORATAGI	GP	GROUNDNUT	IRR		8	279.87			
76	Vijayapura	Sindagi	SUNGATHAN	GP	GROUNDNUT	IRR				Hobli Level	50	478.12
77	Vijayapura	Sindagi	YELAGOD	GP	GROUNDNUT	IRR				Hobli Level	60	933.29
78	Vijayapura	Sindagi	KANNOLLI	GP	GROUNDNUT	IRR				Hobli Level	50	478.12
79	Vijayapura	Sindagi	KORAHALLI	GP	GROUNDNUT	IRR		8	538.04			
80	Vijayapura	Sindagi	JALAWAD	GP	GROUNDNUT	IRR				Hobli Level	10	1085.01
81	Vijayapura	Sindagi	ASKI	GP	GROUNDNUT	IRR				Hobli Level	10	1085.01
82	Vijayapura	Sindagi	HARANAL	GP	GROUNDNUT	IRR				Hobli Level	60	882.71
83	Vijayapura	Sindagi	RAMPUR PA	GP	GROUNDNUT	IRR		8	368.82			
84	Vijayapura	Sindagi	HUNASHYAL	GP	GROUNDNUT	IRR				Hobli Level	10	1085.01

Government of Karnataka
Directorate of Economics and Statistics
GP Level Average Yield data for Summer season 2018-19

S.N	District	Taluk	Insurance Unit (hobli/ GP)	GP/ HOBLI	Crop	IRR_RF	Area_Sown_Ha	No_CCEs_Conducted	Average Yield(Kg/Ha)	Name_Of_Higher_Level	No_cce_Conducted_Higher	Higher Average Yield(Kg/Ha)
85	Vijayapura	Sindagi	BANDAL	GP	GROUNDNUT	IRR				Hobli Level	50	478.12
86	Vijayapura	Sindagi	KADANI	GP	GROUNDNUT	IRR		8	656.28			
87	Vijayapura	Sindagi	KONDAGULI	GP	GROUNDNUT	IRR				Hobli Level	10	1085.01
88	Vijayapura	Sindagi	CHIKKARUGI	GP	GROUNDNUT	IRR				Hobli Level	10	1085.01
89	Vijayapura	Sindagi	GUBBEWAD	GP	GROUNDNUT	IRR				Hobli Level	50	478.12
90	Vijayapura	Sindagi	DEVAR NAVADGI	GP	GROUNDNUT	IRR		8	338.44			
91	Vijayapura	Sindagi	GOLAGERI	GP	GROUNDNUT	IRR		8	401.36			
92	Vijayapura	Sindagi	GUTTARAGI	GP	GROUNDNUT	IRR				Hobli Level	144	467.31
93	Vijayapura	Sindagi	HIKKANAGUTTI	GP	GROUNDNUT	IRR		8	264.83			
94	Vijayapura	Sindagi	KAKKALAMELI	GP	GROUNDNUT	IRR		8	213.59			
95	Vijayapura	Sindagi	NAGAVI B K	GP	GROUNDNUT	IRR				Hobli Level	50	478.12
96	Vijayapura	Sindagi	RAMANALLI	GP	GROUNDNUT	IRR				Hobli Level	94	445.68
97	Vijayapura	Sindagi	Sindagi (ULB)	GP	GROUNDNUT	IRR		8	162.71			
98	Vijayapura	Sindagi	Alamela (ULB)	GP	GROUNDNUT	IRR		8	705.09			

87

**Government of Karnataka
Directorate of Economics and Statistics**

GP Level Average Yield data for Summer season 2018-19

S.N	District	Taluk	Insurance Unit (hobli/ GP)	GP/ HOBLI	Crop	IRR_RF	Area_Sown_Ha	No_CCEs_Conducted	Average Yield(Kg/Ha)	Name_Of_Higher_Level	No_cce_Conducted_Higher	Higher Average Yield(Kg/Ha)
99	Vijayapura	Sindagi	Devarahipparagi (ULB)	GP	GROUNDNUT	IRR		8	965.43			


 Joint Director
 Crop insurance scheme Division
 Directorate of Economics and Statistics

①

**Government of Karnataka
Directorate of Economics and Statistics**

GP Level Average Yield data for Summer season 2018-19

S.N	District	Taluk	Insurance Unit (hobli/ GP)	GP/ HOBLI	Crop	IRR_Rf	Area_Sown_Ha	No_CCEs_Conducted	Average Yield(Kg/Ha)	Name_Of_Higher_Level	No_cce_Conducted_Higher	Higher Average Yield(Kg/Ha)
1	YADGIRI	Shahapur	BENDEBEMBLI	GP	GROUNDNUT	IRR				District Level	27	832.38
2	YADGIRI	Shahapur	ANABI	GP	GROUNDNUT	IRR				District Level	27	832.38
3	YADGIRI	Shahapur	MUDBOOL	GP	GROUNDNUT	IRR				District Level	27	832.38
4	YADGIRI	Shahapur	HAIYAL (B)	GP	GROUNDNUT	IRR				District Level	27	832.38
5	YADGIRI	Shahapur	HOSAKERA	GP	GROUNDNUT	IRR				District Level	27	832.38
6	YADGIRI	Shahapur	HALGERA	GP	GROUNDNUT	IRR				District Level	27	832.38
7	YADGIRI	Shahapur	NACANATAGI	GP	GROUNDNUT	IRR				District Level	27	832.38
8	YADGIRI	Shahapur	CHATNALLI	GP	GROUNDNUT	IRR				District Level	27	832.38
9	YADGIRI	Shahapur	VADIGERA	GP	GROUNDNUT	IRR				District Level	27	832.38
10	YADGIRI	Shahapur	VANADURGA	GP	GROUNDNUT	IRR				District Level	27	832.38
11	YADGIRI	Shahapur	DOHARNALLI	GP	GROUNDNUT	IRR				District Level	27	832.38
12	YADGIRI	Shahapur	KANNE KOLLUR	GP	GROUNDNUT	IRR				District Level	27	832.38
13	YADGIRI	Shahapur	ULLESUGOOR	GP	GROUNDNUT	IRR				District Level	27	832.38
14	YADGIRI	Shahapur	KOLLUR (M)	GP	GROUNDNUT	IRR				District Level	27	832.38

(S)

Government of Karnataka
Directorate of Economics and Statistics
GP Level Average Yield data for Summer season 2018-19

S.N	District	Taluk	Insurance Unit (hobli/ GP)	GP/ HOBLI	Crop	IRR- RF	Area_Sown_Ha	No_CCEs_Conducted	Average Yield(Kg/Ha)	Name_Of_Higher_Level	No_cce_Conducted_Higher	Higher Average Yield(Kg/Ha)
15	YADGIRI	Shahapur	CHAMANAL	GP	GROUNDNUT	IRR				District Level	27	832.38
16	YADGIRI	Shahapur	T. WADGERA	GP	GROUNDNUT	IRR				District Level	27	832.38
17	YADGIRI	Shahapur	HOTPET	GP	GROUNDNUT	IRR				District Level	27	832.38
18	YADGIRI	Shahapur	GOGI (K)	GP	GROUNDNUT	IRR				District Level	27	832.38
19	YADGIRI	Shahapur	KONKAL	GP	GROUNDNUT	IRR				District Level	27	832.38
20	YADGIRI	Shahapur	SAGAR (B)	GP	GROUNDNUT	IRR				District Level	27	832.38
21	YADGIRI	Shahapur	KHANAPUR	GP	GROUNDNUT	IRR				District Level	27	832.38
22	YADGIRI	Shahapur	UKKINAL	GP	GROUNDNUT	IRR				District Level	27	832.38
23	YADGIRI	Shahapur	MADRAKI	GP	GROUNDNUT	IRR				District Level	27	832.38
24	YADGIRI	Shahapur	SHIRVAL	GP	GROUNDNUT	IRR				District Level	27	832.38
25	YADGIRI	Shahapur	NAIKAL	GP	GROUNDNUT	IRR				District Level	27	832.38
26	YADGIRI	Shahapur	GINAL	GP	GROUNDNUT	IRR				District Level	27	832.38
27	YADGIRI	Shahapur	GULSARAM	GP	GROUNDNUT	IRR				District Level	27	832.38
28	YADGIRI	Shahapur	RUSTAPUR	GP	GROUNDNUT	IRR				District Level	27	832.38

(9)

**Government of Karnataka
Directorate of Economics and Statistics**

GP Level Average Yield data for Summer season 2018-19

S.N	District	Taluk	Insurance Unit (hobli/ GP)	GP/ HOBLI	Crop	IRR_RF	Area_Sown_Ha	No_CCEs_Conducted	Average Yield(Kg/Ha)	Name_Of_Higher_Level	No_cce_Conducted_Higher	Higher Average Yield(Kg/Ha)
29	YADGIRI	Shahapur	KURKUNDA	GP	GROUNDNUT	IRR				District Level	27	832.38
30	YADGIRI	Shahapur	KAKKASGERA	GP	GROUNDNUT	IRR				District Level	27	832.38
31	YADGIRI	Shahapur	BILHAR	GP	GROUNDNUT	IRR				District Level	27	832.38
32	YADGIRI	Shahapur	KADUMGERA B	GP	GROUNDNUT	IRR				District Level	27	832.38
33	YADGIRI	Shahapur	IBRAHIMPUR	GP	GROUNDNUT	IRR				District Level	27	832.38
34	YADGIRI	Shahapur	HATTIGUDUR	GP	GROUNDNUT	IRR				District Level	27	832.38
35	YADGIRI	Shahapur	Shahapura (ULB)	GP	GROUNDNUT	IRR				District Level	27	832.38
36	YADGIRI	Shahapur	B.Gudi(ULB/NAC)	GP	GROUNDNUT	IRR				District Level	27	832.38
37	YADGIRI	Shahapur	BENDEBEMBLI	GP	PADDY	IRR		4	3398.90			
38	YADGIRI	Shahapur	ANABI	GP	PADDY	IRR				Taluk Level	11	3533.45
39	YADGIRI	Shahapur	MUDBOOL	GP	PADDY	IRR				Hobli Level	7	3219.09
40	YADGIRI	Shahapur	HAIYAL (B)	GP	PADDY	IRR				Hobli Level	4	4452.60
41	YADGIRI	Shahapur	HOSAKERA	GP	PADDY	IRR				Hobli Level	7	3219.09
42	YADGIRI	Shahapur	HALGERA	GP	PADDY	IRR				Hobli Level	4	4083.60

2/

**Government of Karnataka
Directorate of Economics and Statistics**

GP Level Average Yield data for Summer season 2018-19

S.N	District	Taluk	Insurance Unit (hobli/ GP)	GP/ HOBLI	Crop	IRR_RF	Area_Sown_Ha	No_CCEs_Conducted	Average Yield(Kg/Ha)	Name_Of_Higher_Level	No_cce_Conducted_Higher	Higher Average Yield(Kg/Ha)
43	YADGIRI	Shahapur	NAGANATAGI	GP	PADDY	IRR				Hobli Level	7	3219.09
44	YADGIRI	Shahapur	CHATNALLI	GP	PADDY	IRR				Hobli Level	4	4083.60
45	YADGIRI	Shahapur	VADIGERA	GP	PADDY	IRR				Hobli Level	12	3109.17
46	YADGIRI	Shahapur	VANADURGA	GP	PADDY	IRR				Hobli Level	7	3219.09
47	YADGIRI	Shahapur	DOHARNALLI	GP	PADDY	IRR				Hobli Level	4	4083.60
48	YADGIRI	Shahapur	KANNE KOLLUR	GP	PADDY	IRR				Taluk Level	11	3533.45
49	YADGIRI	Shahapur	KOLLUR (M)	GP	PADDY	IRR		4	4452.60			
50	YADGIRI	Shahapur	T. WADGERA	GP	PADDY	IRR				Hobli Level	4	4452.60
51	YADGIRI	Shahapur	HOTPET	GP	PADDY	IRR				Hobli Level	7	3219.09
52	YADGIRI	Shahapur	GOGI (K)	GP	PADDY	IRR				Hobli Level	7	3219.09
53	YADGIRI	Shahapur	KONKAL	GP	PADDY	IRR				Hobli Level	16	3377.85
54	YADGIRI	Shahapur	GOGI PETH	GP	PADDY	IRR				Hobli Level	7	3219.09
55	YADGIRI	Shahapur	SAGAR (B)	GP	PADDY	IRR				Taluk Level	11	3533.45
56	YADGIRI	Shahapur	KHANAPUR	GP	PADDY	IRR				Hobli Level	4	4083.60

Government of Karnataka
Directorate of Economics and Statistics

GP Level Average Yield data for Summer season 2018-19

S.N	District	Taluk	Insurance Unit (hobli/ GP)	GP/ HOBLI	Crop	IRR_RF	Area_Sown_Ha	No_CCEs_Conducted	Average Yield(Kg/Ha)	Name_Of_Higher_Level	No_cce_Conducted_Higher	Higher Average Yield(Kg/Ha)
57	YADGIRI	Shahapur	UKKINAL	GP	PADDY	IRR				Hobli Level	7	3219.09
58	YADGIRI	Shahapur	MADRAKI	GP	PADDY	IRR				Hobli Level	7	3219.09
59	YADGIRI	Shahapur	SHIRVAL	GP	PADDY	IRR				Taluk Level	11	3533.45
60	YADGIRI	Shahapur	NAIKAL	GP	PADDY	IRR		4	4083.60			
61	YADGIRI	Shahapur	GINAL	GP	PADDY	IRR		4	3013.50			
62	YADGIRI	Shahapur	GULSARAM	GP	PADDY	IRR				Hobli Level	4	4083.60
63	YADGIRI	Shahapur	RUSTAPUR	GP	PADDY	IRR				Taluk Level	11	3533.45
64	YADGIRI	Shahapur	KURKUNDA	GP	PADDY	IRR				Hobli Level	4	4083.60
65	YADGIRI	Shahapur	KAKKASGERA	GP	PADDY	IRR		4	2935.60			
66	YADGIRI	Shahapur	BILHAR	GP	PADDY	IRR		4	2915.10			
67	YADGIRI	Shahapur	KADUMGERA B	GP	PADDY	IRR				Hobli Level	4	4452.60
68	YADGIRI	Shahapur	IBRAHIMPUR	GP	PADDY	IRR				Hobli Level	4	4083.60
69	YADGIRI	Shahapur	HATTIGUDUR	GP	PADDY	IRR				Taluk Level	11	3533.45
70	YADGIRI	Shahapur	AIKUR	GP	PADDY	IRR				Hobli Level	4	4452.60

Government of Karnataka
Directorate of Economics and Statistics
GP Level Average Yield data for Summer season 2018-19

S.N	District	Taluk	Insurance Unit (hobli/ GP)	GP/ HOBLI	Crop	IRR_RF	Area_Sown_Ha	No_CCEs_Conducted	Average Yield(Kg/Ha)	Name_Of_Higher_Level	No_cce_Conducted_Higher	Higher Average Yield(Kg/Ha)
71	YADGIRI	Shahapur	BEERANURA	GP	PADDY	IRR				Hobli Level	4	4452.60
72	YADGIRI	Shahapur	TUMAKURA	GP	PADDY	IRR				Hobli Level	12	3109.17
73	YADGIRI	Shahapur	Shahpura (ULB)	GP	PADDY	IRR				Taluk Level	11	3533.45
74	YADGIRI	Shahapur	B.Gudi(ULB/NAC)	GP	PADDY	IRR				Hobli Level	7	3219.09
75	YADGIRI	Shorapur	NAGANOOOR	GP	GROUNDNUT	IRR		8	781.02			
76	YADGIRI	Shorapur	KAMNATAGI	GP	GROUNDNUT	IRR				Hobli Level	2	633.50
77	YADGIRI	Shorapur	TINTHNI	GP	GROUNDNUT	IRR				Hobli Level	2	633.50
78	YADGIRI	Shorapur	MARNAL	GP	GROUNDNUT	IRR				Taluk Level	25	816.50
79	YADGIRI	Shorapur	HAGARATAGI	GP	GROUNDNUT	IRR				Taluk Level	25	816.50
80	YADGIRI	Shorapur	GEDDALMARI	GP	GROUNDNUT	IRR				Hobli Level	2	633.50
81	YADGIRI	Shorapur	ALDAL	GP	GROUNDNUT	IRR				Hobli Level	13	657.18
82	YADGIRI	Shorapur	WAGANGERA	GP	GROUNDNUT	IRR				Hobli Level	11	740.08
83	YADGIRI	Shorapur	NARAYANPUR	GP	GROUNDNUT	IRR				Taluk Level	25	816.50
84	YADGIRI	Shorapur	JOGUNDBHAVI	GP	GROUNDNUT	IRR				Taluk Level	25	816.50

(9)

**Government of Karnataka
Directorate of Economics and Statistics**

GP Level Average Yield data for Summer season 2018-19

S.N	District	Taluk	Insurance Unit (hobli/ GP)	GP/ HOBLI	Crop	IRR_RF	Area_Sown_Ha	No_CCEs_Conducted	Average Yield(Kg/Ha)	Name_Of_Higher_Level	No_cce_Conducted_Higher	Higher Average Yield(Kg/Ha)
85	YADGIRI	Shorapur	RAJAN KOLLUR	GP	GROUNDNUT	IRR				Taluk Level	25	816.50
86	YADGIRI	Shorapur	ARKERA (K)	GP	GROUNDNUT	IRR				Hobli Level	11	740.08
87	YADGIRI	Shorapur	DEIKERA	GP	GROUNDNUT	IRR				Hobli Level	11	740.08
88	YADGIRI	Shorapur	MALGATTI	GP	GROUNDNUT	IRR				Hobli Level	12	917.05
89	YADGIRI	Shorapur	KARADAKAL	GP	GROUNDNUT	IRR				Hobli Level	12	917.05
90	YADGIRI	Shorapur	DEVARGONAL	GP	GROUNDNUT	IRR				Hobli Level	11	740.08
91	YADGIRI	Shorapur	WAJJAL	GP	GROUNDNUT	IRR				Hobli Level	2	1030.95
92	YADGIRI	Shorapur	YEVOOR	GP	GROUNDNUT	IRR				Hobli Level	12	917.05
93	YADGIRI	Shorapur	BALKUNTI	GP	GROUNDNUT	IRR				Hobli Level	2	633.50
94	YADGIRI	Shorapur	YAKTAPUR	GP	GROUNDNUT	IRR				Hobli Level	12	917.05
95	YADGIRI	Shorapur	PARASANALLI	GP	GROUNDNUT	IRR				Hobli Level	12	917.05
96	YADGIRI	Shorapur	BAICHBAL	GP	GROUNDNUT	IRR				Hobli Level	2	1030.95
97	YADGIRI	Shorapur	HEBBAL (B)	GP	GROUNDNUT	IRR				Hobli Level	2	633.50
98	YADGIRI	Shorapur	PETH AMMAPUR	GP	GROUNDNUT	IRR				Hobli Level	11	740.08

**Government of Karnataka
Directorate of Economics and Statistics**

GP Level Average Yield data for Summer season 2018-19

S.N	District	Taluk	Insurance Unit (hobli/ GP)	GP/ HOBLI	Crop	IRR RF	Area_Sown_Ha	No_CCEs_Conducted	Average Yield(Kg/Ha)	Name_Of_Higher_Level	No_cce_Conducted_Higher	Higher Average Yield(Kg/Ha)
99	YADGIRI	Shorapur	DEVAPUR	GP	GROUNDNUT	IRR				Hobli Level	13	676.13
100	YADGIRI	Shorapur	KODEKAL	GP	GROUNDNUT	IRR				Taluk Level	25	816.50
101	YADGIRI	Shorapur	HEMANOOR	GP	GROUNDNUT	IRR				Hobli Level	11	740.08
102	YADGIRI	Shorapur	BARDEVANAL	GP	GROUNDNUT	IRR				Taluk Level	25	816.50
103	YADGIRI	Shorapur	DEVATKAL	GP	GROUNDNUT	IRR				Hobli Level	2	633.50
104	YADGIRI	Shorapur	KOLIHAI	GP	GROUNDNUT	IRR				Hobli Level	12	917.05
105	YADGIRI	Shorapur	AGNI	GP	GROUNDNUT	IRR				Hobli Level	2	1030.95
106	YADGIRI	Shorapur	SUGOOR	GP	GROUNDNUT	IRR				Hobli Level	11	740.08
107	YADGIRI	Shorapur	KACHAKNUR	GP	GROUNDNUT	IRR				Hobli Level	13	660.14
108	YADGIRI	Shorapur	KHANAPUR (S.H)	GP	GROUNDNUT	IRR				Hobli Level	11	740.08
109	YADGIRI	Shorapur	MALNOOR	GP	GROUNDNUT	IRR				Hobli Level	2	1030.95
110	YADGIRI	Shorapur	KAKKERA	GP	GROUNDNUT	IRR				Hobli Level	2	1030.95
111	YADGIRI	Shorapur	HUNASAGI	GP	GROUNDNUT	IRR				Hobli Level	2	1030.95
112	YADGIRI	Shorapur	Kembhavi(ULB)	GP	GROUNDNUT	IRR				Hobli Level	12	917.05

**Government of Karnataka
Directorate of Economics and Statistics**

GP Level Average Yield data for Summer season 2018-19

S.N	District	Taluk	Insurance Unit (hobli/ GP)	GP/ HOBLI	Crop	IRR_RF	Area_Sown_Ha	No_CCEs_Conducted	Average Yield(Kg/Ha)	Name_Of_Higher_Level	No_cce_Conducted_Higher	Higher Average Yield(Kg/Ha)
113	YADGIRI	Shorapur	NAGANOOOR	GP	PADDY	IRR				Hobli Level	18	4293.16
114	YADGIRI	Shorapur	KAMNATAGI	GP	PADDY	IRR		4	3895.00			
115	YADGIRI	Shorapur	TINTHNI	GP	PADDY	IRR		4	3944.20			
116	YADGIRI	Shorapur	MARNAL	GP	PADDY	IRR				Hobli Level	6	4144.17
117	YADGIRI	Shorapur	HAGARATAGI	GP	PADDY	IRR				Hobli Level	6	4144.17
118	YADGIRI	Shorapur	GEDDALMARI	GP	PADDY	IRR				Hobli Level	22	3637.82
119	YADGIRI	Shorapur	ARKERA (J)	GP	PADDY	IRR				Hobli Level	18	4012.53
120	YADGIRI	Shorapur	ALDAL	GP	PADDY	IRR		4	2800.30			
121	YADGIRI	Shorapur	WAGANGERA	GP	PADDY	IRR				Hobli Level	22	3466.36
122	YADGIRI	Shorapur	NARAYANPUR	GP	PADDY	IRR		4	4026.86			
123	YADGIRI	Shorapur	JOGUNDBHAVI	GP	PADDY	IRR				Hobli Level	6	4144.17
124	YADGIRI	Shorapur	RAJAN KOLLUR	GP	PADDY	IRR				Hobli Level	6	4144.17
125	YADGIRI	Shorapur	DEIKERA	GP	PADDY	IRR		4	3177.50			
126	YADGIRI	Shorapur	MALGATTI	GP	PADDY	IRR		4	3497.30			

Q-

Government of Karnataka
Directorate of Economics and Statistics

GP Level Average Yield data for Summer season 2018-19

S.N	District	Taluk	Insurance Unit (hobli/ GP)	GP/ HOBLI	Crop	IRR_RF	Area_Sown_Ha	No_CCEs_Conducted	Average Yield(Kg/Ha)	Name_Of_Higher_Level	No_cce_Conducted_Higher	Higher Average Yield(Kg/Ha)
127	YADGIRI	Shorapur	KARADAKAL	GP	PADDY	IRR		4	4231.20			
128	YADGIRI	Shorapur	DEVARGONAL	GP	PADDY	IRR		4	3997.50			
129	YADGIRI	Shorapur	WAJJAL	GP	PADDY	IRR		4	4100.00			
130	YADGIRI	Shorapur	YEVOOR	GP	PADDY	IRR				Hobli Level	18	4293.16
131	YADGIRI	Shorapur	MALLA (B)	GP	PADDY	IRR				Hobli Level	18	4293.16
132	YADGIRI	Shorapur	BAILKUNTI	GP	PADDY	IRR				Hobli Level	22	3637.82
133	YADGIRI	Shorapur	YAKTAPUR	GP	PADDY	IRR				Hobli Level	18	4293.16
134	YADGIRI	Shorapur	PARASANALLI	GP	PADDY	IRR		4	4542.80			
135	YADGIRI	Shorapur	BAICHBAL	GP	PADDY	IRR		4	3649.00			
136	YADGIRI	Shorapur	MUDNOOR (K)	GP	PADDY	IRR				Hobli Level	18	4293.16
137	YADGIRI	Shorapur	HEBBAL (B)	GP	PADDY	IRR		4	2947.90			
138	YADGIRI	Shorapur	PETH AMMAPUR	GP	PADDY	IRR		4	3103.70			
139	YADGIRI	Shorapur	DEVAPUR	GP	PADDY	IRR		4	3513.70			
140	YADGIRI	Shorapur	KODEKAL	GP	PADDY	IRR				Hobli Level	6	4144.17

9

**Government of Karnataka
Directorate of Economics and Statistics**

GP Level Average Yield data for Summer season 2018-19

S.N	District	Taluk	Insurance Unit (hobli/ GP)	GP/ HOBLI	Crop	IRR_ RF	Area_ Sown_ Ha	No_CCEs_ Conducted	Average Yield(Kg/Ha)	Name_Of_ Higher_ Level	No_cce Conducted_ Higher	Higher Average Yield(Kg/Ha)
141	YADGIRI	Shorapur	HEMANOOR	GP	PADDY	IRR				Hobli Level	22	3466.36
142	YADGIRI	Shorapur	BARDEVANAL	GP	PADDY	IRR				Hobli Level	6	4144.17
143	YADGIRI	Shorapur	DEVATKAL	GP	PADDY	IRR		4	3936.00			
144	YADGIRI	Shorapur	KOLIHAI	GP	PADDY	IRR		4	4448.50			
145	YADGIRI	Shorapur	AGNI	GP	PADDY	IRR				Hobli Level	18	4012.53
146	YADGIRI	Shorapur	SUGOOR	GP	PADDY	IRR		4	3960.60			
147	YADGIRI	Shorapur	KACHAKNUR	GP	PADDY	IRR		4	4493.80			
148	YADGIRI	Shorapur	KHANAPUR (S.H)	GP	PADDY	IRR		4	3021.70			
149	YADGIRI	Shorapur	MALNOOR	GP	PADDY	IRR				Hobli Level	24	4094.81
150	YADGIRI	Shorapur	KAKKERA	GP	PADDY	IRR				Hobli Level	18	4012.53
151	YADGIRI	Shorapur	HUNASAGI	GP	PADDY	IRR		4	4374.70			
152	YADGIRI	Shorapur	Kembhavi(ULB)	GP	PADDY	IRR		4	4813.40			

Joint Director

Crop insurance scheme Division
Directorate of Economics and Statistics

