

Government of Karnataka
Directorate of Economics and Statistics
Hobli Level Average Yield data for Summer season 2017-18

	District	Taluk	Insurance Unit (hobli/ GP)	GP/ HOBLI	Crop	IRR_R F	Area_So wn_Ha	No_CCEs_ Conducted	Average Yield(Kg/Ha)	Name_Of _Higher_ Level	No_cce Conducted_ Higher	Higher Average Yield(Kg/Ha)
1	Bagalkot	Badami	BADAMI	Hobli	GROUNDNUT	IRR	3750	10	1188.90			
2	Bagalkot	Badami	KERURA	Hobli	GROUNDNUT	IRR	1741	10	1253.18			
3	Bagalkot	Badami	KULAGERI	Hobli	GROUNDNUT	IRR	3151	10	1309.65			
4	Bagalkot	Badami	BADAMI	Hobli	SUNFLOWER	IRR	38	10	558.34			
5	Bagalkot	Badami	KERURA	Hobli	SUNFLOWER	IRR	0			Taluk Level	17	670.89
6	Bagalkot	Badami	KULAGERI	Hobli	SUNFLOWER	IRR	26			Taluk Level	17	670.89
7	Bagalkot	Bagalkot	BAGALAKOTA	Hobli	GROUNDNUT	IRR	1670	10	1489.90			
8	Bagalkot	Bagalkot	KALADAGI	Hobli	GROUNDNUT	IRR	1450	10	1687.90			
9	Bagalkot	Bagalkot	SEETIMANI	Hobli	GROUNDNUT	IRR	1500	10	1566.55			
10	Bagalkot	Bagalkot	KALADAGI(H)	Hobli	Maize (Makka)(Irrigated)	IRR						6096.87
11	Bagalkot	Bagalkot	SEETIMANI(H)	Hobli	Maize (Makka)(Irrigated)	IRR						6096.87
12	Bagalkot	Bagalkot	BAGALAKOTA	Hobli	Onion	IRR	34	10	8720.00			
13	Bagalkot	Bagalkot	KALADAGI	Hobli	Onion	IRR	132	10	11416.00			
14	Bagalkot	Bilagi	BEELAGI	Hobli	GROUNDNUT	IRR	1565	10	1646.17			


Government of Karnataka
Directorate of Economics and Statistics
Hobli Level Average Yield data for Summer season 2017-18

	District	Taluk	Insurance Unit (hobli/ GP)	GP/ HOBLI	Crop	IRR_R F	Area_So wn_Ha	No_CCEs_Conducted	Average Yield(Kg/Ha)	Name_Of _Higher_ Level	No_cce Conducted_ Higher	Higher Average Yield(Kg/Ha)
15	Bagalkot	Bilagi	ANAGAVADI	Hobli	GROUNDNUT	IRR	1615	10	2033.29			
16	Bagalkot	Bilagi	BEELAGI(H)	Hobli	Maize (Makka)(Irrigated)	IRR						7166.91
17	Bagalkot	Guledagudda	GULEDAGUDDA	Hobli	GROUNDNUT	IRR	2358	10	839.95			
18	Bagalkot	Guledagudda	GULEDAGUDDA	Hobli	SUNFLOWER	IRR	11			Taluk Level	4	1126.22
19	Bagalkot	Hungund	AMEENAGADA	Hobli	GROUNDNUT	IRR	2314	10	1028.19			
20	Bagalkot	Hungund	HUNAGUNDA	Hobli	GROUNDNUT	IRR	1423	10	924.30			
21	Bagalkot	Hungund	KARADI	Hobli	GROUNDNUT	IRR	404	10	2162.04			
22	Bagalkot	Hungund	AMEENAGADA(H)	Hobli	Maize (Makka)(Irrigated)	IRR						5404.00
23	Bagalkot	Hungund	AMEENAGADA	Hobli	SUNFLOWER	IRR	0			District Level	82	889.95
24	Bagalkot	Hungund	HUNAGUNDA	Hobli	SUNFLOWER	IRR	0			District Level	82	889.95
25	Bagalkot	Ilkal	ILAKALLA	Hobli	GROUNDNUT	IRR	314	10	2558.93			
26	Bagalkot	Jamakhandi	JAMAKHANDI	Hobli	GROUNDNUT	IRR	250	10	2209.10			

25

Government of Karnataka
Directorate of Economics and Statistics
Hobli Level Average Yield data for Summer season 2017-18

	District	Taluk	Insurance Unit (hobli/ GP)	GP/ HOBLI	Crop	IRR_R F	Area_So wn_Ha	No_CCEs_ Conducted	Average Yield(Kg/Ha)	Name_Of _Higher_ Level	No_cce Conducted_ Higher	Higher Average Yield(Kg/Ha)
27	Bagalkot	Jamakhandi	SAVALAGI	Hobli	GROUNDNUT	IRR	290	10	1561.82			
28	Bagalkot	Jamakhandi	TERADALA	Hobli	GROUNDNUT	IRR	260	10	1378.02			
29	Bagalkot	Jamakhandi	TERADALA(H)	Hobli	Maize (Makka)(Irrigated)	IRR			2750.22			
30	Bagalkot	Jamakhandi	JAMAKHANDI	Hobli	SUNFLOWER	IRR	87	10	1170.40			
31	Bagalkot	Jamakhandi	SAVALAGI	Hobli	SUNFLOWER	IRR	78	10	880.18			
32	Bagalkot	Jamakhandi	TERADALA	Hobli	SUNFLOWER	IRR	85	10	1031.79			
33	Bagalkot	Mudhol	MUDHOLA	Hobli	GROUNDNUT	IRR	98	10	2067.40			
34	Bagalkot	Mudhol	LOKAPURA	Hobli	GROUNDNUT	IRR	429	10	1841.08			
35	Bagalkot	Mudhol	LOKAPURA(H)	Hobli	Maize (Makka)(Irrigated)	IRR			6249.19			


Joint Director
Crop insurance scheme Division
Directorate of Economics and Statistics



Government of Karnataka
Directorate of Economics and Statistics
Hobli Level Average Yield data for Summer season 2017-18

	District	Taluk	Insurance Unit (hobli/ GP)	GP/ HOBLI	Crop	IRR_R F	Area_So wn_Ha	No_CCEs_ Conducted	Average Yield(Kg/Ha)	Name_Of _Higher_ Level	No_cce Conducted_ Higher	Higher Average Yield(Kg/Ha)
1	Ballari	Ballari	BALLARI	Hobli	PADDY	IRR	108			Taluk Level	23	5144.82
2	Ballari	Ballari	KOLURU	Hobli	PADDY	IRR	2002			Taluk Level	23	5144.82
3	Ballari	Ballari	MOKA	Hobli	PADDY	IRR	4001			Taluk Level	23	5144.82
4	Ballari	Ballari	RUPANAGUDI	Hobli	PADDY	IRR	95			Taluk Level	23	5144.82
5	Ballari	Ballari	MOKA	Hobli	SUNFLOWER	IRR	0			District Level	8	1158.70
6	Ballari	Ballari	RUPANAGUDI	Hobli	SUNFLOWER	IRR	0			District Level	8	1158.70
7	Ballari	hadagli	HADAGALI(H)	Hobli	Cowpea/Alasande(Irrig ated)	IRR			357.06			
8	Ballari	hadagli	HADAGALI	Hobli	PADDY	IRR	1027			Taluk Level	14	5463.16
9	Ballari	hadagli	HIREHADAGALI	Hobli	PADDY	IRR	1059	10	5423.54			
10	Ballari	hadagli	HADAGALI	Hobli	SUNFLOWER	IRR	0			Taluk Level	2	970.28
11	Ballari	hadagli	ITTIGI	Hobli	SUNFLOWER	IRR	0			Taluk Level	2	970.28
12	Ballari	hadagli	HIREHADAGALI	Hobli	SUNFLOWER	IRR	2			Taluk Level	2	970.28

Government of Karnataka
Directorate of Economics and Statistics
Hobli Level Average Yield data for Summer season 2017-18

	District	Taluk	Insurance Unit (hobli/ GP)	GP/ HOBLI	Crop	IRR_R F	Area_Sown_Ha	No_CCEs_Conducted	Average Yield(Kg/Ha)	Name_Of_Higher_Level	No_cce_Conducted_Higher	Higher Average Yield(Kg/Ha)
13	Ballari	HagariBomman naHalli	TAMBRAHALLI(H)	Hobli	Cowpea/Alasande(Irrigated)	IRR						496.37
14	Ballari	HagariBomman naHalli	HAGARIBOMMANA HALLI	Hobli	PADDY	IRR	130			Taluk Level	34	4410.52
15	Ballari	HagariBomman naHalli	KOGALI	Hobli	PADDY	IRR	45	10	5714.03			
16	Ballari	HagariBomman naHalli	HAMPASAGARA	Hobli	PADDY	IRR	173			Taluk Level	34	4410.52
17	Ballari	HagariBomman naHalli	TAMBRAHALLI	Hobli	PADDY	IRR	322			Taluk Level	34	4410.52
18	Ballari	HagariBomman naHalli	HAGARIBOMMANA HALLI	Hobli	SUNFLOWER	IRR	0			Taluk Level	4	1247.50
19	Ballari	HagariBomman naHalli	KOGALI	Hobli	SUNFLOWER	IRR	2			Taluk Level	4	1247.50
20	Ballari	HagariBomman naHalli	HAMPASAGARA	Hobli	SUNFLOWER	IRR	4			Taluk Level	4	1247.50
21	Ballari	HagariBomman naHalli	TAMBRAHALLI	Hobli	SUNFLOWER	IRR	0			Taluk Level	4	1247.50
22	Ballari	Hosapete	KAMALAPURA	Hobli	GROUNDNUT	IRR	8			Taluk Level	13	2003.51
23	Ballari	Hosapete	KAMPLI	Hobli	GROUNDNUT	IRR	42			Taluk Level	13	2003.51
24	Ballari	Hosapete	MARIYAMMANAHALLI	Hobli	GROUNDNUT	IRR	0			Taluk Level	13	2003.51

Government of Karnataka
Directorate of Economics and Statistics
Hobli Level Average Yield data for Summer season 2017-18

	District	Taluk	Insurance Unit (hobli/ GP)	GP/ HOBLI	Crop	IRR_R F	Area_So wn_Ha	No_CCEs_ Conducted	Average Yield(Kg/Ha)	Name_Of _Higher_ Level	No_cce Conducted_ Higher	Higher Average Yield(Kg/Ha)
25	Ballari	Hosapete	KAMALAPURA	Hobli	Onion	IRR	40			Taluk Level	4	11750.00
26	Ballari	Kudligi	KUDLIGI	Hobli	GROUNDNUT	IRR	177			Taluk Level	31	1209.89
27	Ballari	Kudligi	GUDEKOTE	Hobli	GROUNDNUT	IRR	55			Taluk Level	31	1209.89
28	Ballari	Kudligi	HOSAHALLI	Hobli	GROUNDNUT	IRR	507			Taluk Level	31	1209.89
29	Ballari	Kudligi	KOTTURU	Hobli	GROUNDNUT	IRR	204	10	1131.36			
30	Ballari	Kudligi	KUDLIGI	Hobli	Onion	IRR	29			Taluk Level	31	13629.03
31	Ballari	Kudligi	GUDEKOTE	Hobli	Onion	IRR	19			Taluk Level	31	13629.03
32	Ballari	Kudligi	HOSAHALLI	Hobli	Onion	IRR	106	10	11900.00			
33	Ballari	Kudligi	KOTTURU	Hobli	Onion	IRR	6			Taluk Level	31	13629.03
34	Ballari	Kudligi	GUDEKOTE	Hobli	PADDY	IRR	0			District Level	209	5386.89
35	Ballari	Kudligi	GUDEKOTE	Hobli	SUNFLOWER	IRR	0			Taluk Level	2	1169.54
36	Ballari	Kudligi	HOSAHALLI	Hobli	SUNFLOWER	IRR	2			Taluk Level	2	1169.54

27:

Government of Karnataka
Directorate of Economics and Statistics
Hobli Level Average Yield data for Summer season 2017-18

	District	Taluk	Insurance Unit (hobli/ GP)	GP/ HOBLI	Crop	IRR_R F	Area_So wn_Ha	No_CCEs_Conducted	Average Yield(Kg/Ha)	Name_Of_Higher_Level	No_cce Conducted_Higher	Higher Average Yield(Kg/Ha)
37	Ballari	Kudligi	KOTTURU	Hobli	SUNFLOWER	IRR	2			Taluk Level	2	1169.54
38	Ballari	Kurugodu	KURUGODU	Hobli	GROUNDNUT	IRR	0			District Level	280	1424.41
39	Ballari	Kurugodu	KURUGODU	Hobli	PADDY	IRR	2702			Taluk Level	8	5995.15
40	Ballari	Kurugodu	KURUGODU	Hobli	SUNFLOWER	IRR	0			District Level	8	1158.70
41	Ballari	Sandur	SANDURU	Hobli	Onion	IRR	36			Taluk Level	9	17804.44
42	Ballari	Sandur	CHORANURU	Hobli	Onion	IRR	66			Taluk Level	9	17804.44
43	Ballari	Sandur	TORANAGALLU	Hobli	PADDY	IRR	706			Taluk Level	4	5083.54
44	Ballari	Sandur	CHORANURU	Hobli	PADDY	IRR	0			Taluk Level	4	5083.54
45	Ballari	Sirguppa	TEKKALAKOTE	Hobli	GROUNDNUT	IRR	18			Taluk Level	8	1142.06
46	Ballari	Sirguppa	SIRUGUPPA	Hobli	SUNFLOWER	IRR	0			District Level	8	1158.70
47	Ballari	Sirguppa	HACHCHOLLI	Hobli	SUNFLOWER	IRR	0			District Level	8	1158.70
48	Ballari	Sirguppa	KARURU	Hobli	SUNFLOWER	IRR	0			District Level	8	1158.70

(2)

Government of Karnataka
Directorate of Economics and Statistics
Hobli Level Average Yield data for Summer season 2017-18

	District	Taluk	Insurance Unit (hobli/ GP)	GP/ HOBLI	Crop	IRR_R F	Area_So wn_Ha	No_CCEs_ Conducted	Average Yield(Kg/Ha)	Name_Of _Higher_ Level	No_cce Conducted_ Higher	Higher Average Yield(Kg/Ha)
49	Ballari	Sirguppa	TEKKALAKOTE	Hobli	SUNFLOWER	IRR	0			District Level	8	1158.70


Joint Director

Crop insurance scheme Division
Directorate of Economics and Statistics



Government of Karnataka
Directorate of Economics and Statistics
Hobli Level Average Yield data for Summer season 2017-18

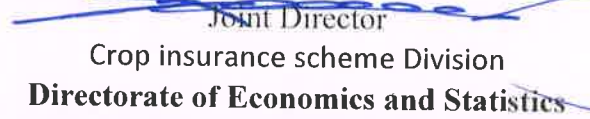
	District	Taluk	Insurance Unit (hobli/ GP)	GP/ HOBLI	Crop	IRR_R F	Area_So wn_Ha	No_CCEs_ Conducted	Average Yield(Kg/Ha)	Name_Of _Higher_ Level	No_cce Conducted_ Higher	Higher Average Yield(Kg/Ha)
1	Belagavi	Bailhongal	BAILAHONGALA	Hobli	GROUNDNUT	IRR	70	10	1080.58			
2	Belagavi	Bailhongal	BAILAHONGALA(H)	Hobli	Maize (Makka)(Irrigated)	IRR						3843.38
3	Belagavi	Bailhongal	NESARAGI(H)	Hobli	Maize (Makka)(Irrigated)	IRR						3843.38
4	Belagavi	Gokak	GOKAKA	Hobli	GROUNDNUT	IRR	59			Taluk Level	26	1607.78
5	Belagavi	Gokak	ARABHANVI	Hobli	GROUNDNUT	IRR	138	10	1948.05			
6	Belagavi	Gokak	KOWJALAGI	Hobli	GROUNDNUT	IRR	40	10	1752.72			
7	Belagavi	Gokak	ARABHANVI(H)	Hobli	Maize (Makka)(Irrigated)	IRR			3815.08			
8	Belagavi	Gokak	GOKAKA(H)	Hobli	Maize (Makka)(Irrigated)	IRR						4282.80
9	Belagavi	Hukkeri	HUKKERI	Hobli	GROUNDNUT	IRR	116	10	1813.91			
10	Belagavi	Kittur	KITTURA(H)	Hobli	Maize (Makka)(Irrigated)	IRR						3632.63
11	Belagavi	Kittur	KITTURA	Hobli	Tomato	NS	135	10	3365.60			
12	Belagavi	Ramadurg	SUREBANA	Hobli	GROUNDNUT	IRR	620	10	1538.73			

Government of Karnataka
Directorate of Economics and Statistics
Hobli Level Average Yield data for Summer season 2017-18

	District	Taluk	Insurance Unit (hobli/ GP)	GP/ HOBLI	Crop	IRR_R F	Area_So wn_Ha	No_CCEs_ Conducted	Average Yield(Kg/Ha)	Name_Of _Higher_ Level	No_cce Conducted_ Higher	Higher Average Yield(Kg/Ha)
13	Belagavi	Ramadurg	KATAKOLA	Hobli	GROUNDNUT	IRR	925	10	1028.19			
14	Belagavi	Ramadurg	MUDAKAVI	Hobli	GROUNDNUT	IRR	1105	10	782.24			
15	Belagavi	Ramadurg	K CHANDARAGI	Hobli	GROUNDNUT	IRR	250	10	743.17			
16	Belagavi	Ramadurg	K CHANDARAGI(H)	Hobli	Maize (Makka)(Irrigated)	IRR						2714.58
17	Belagavi	Ramadurg	SUREBANA	Hobli	SUNFLOWER	IRR	113	10	1303.90			
18	Belagavi	Ramadurg	KATAKOLA	Hobli	SUNFLOWER	IRR	72	10	1608.76			
19	Belagavi	Ramadurg	MUDAKAVI	Hobli	SUNFLOWER	IRR	82	10	1355.79			
20	Belagavi	Ramadurg	K CHANDARAGI	Hobli	SUNFLOWER	IRR	65	10	956.42			
21	Belagavi	Savadatti	SAVADATTI	Hobli	GROUNDNUT	IRR	226	10	1161.37			
22	Belagavi	Savadatti	MUNAVALLI	Hobli	GROUNDNUT	IRR	798	10	1381.57			
23	Belagavi	Savadatti	YARAGATTI	Hobli	GROUNDNUT	IRR	268	10	1401.64			
24	Belagavi	Savadatti	MURAGODA	Hobli	GROUNDNUT	IRR	171	10	1135.89			

Government of Karnataka
Directorate of Economics and Statistics
Hobli Level Average Yield data for Summer season 2017-18

	District	Taluk	Insurance Unit (hobli/ GP)	GP/ HOBLI	Crop	IRR_R F	Area_So wn_Ha	No_CCEs_ Conducted	Average Yield(Kg/Ha)	Name_Of _Higher_ Level	No_cce Conducted_ Higher	Higher Average Yield(Kg/Ha)
25	Belagavi	Savadatti	YARAGATTI(H)	Hobli	Maize (Makka)(Irrigated)	IRR						2159.61

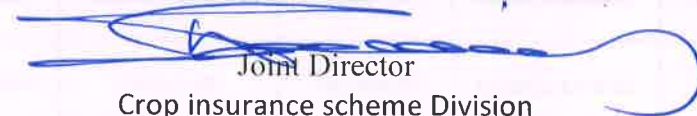

Joint Director
Crop insurance scheme Division
Directorate of Economics and Statistics

Government of Karnataka
Directorate of Economics and Statistics
Hobli Level Average Yield data for Summer season 2017-18

	District	Taluk	Insurance Unit (hobli/ GP)	GP/ HOBLI	Crop	IRR_R F	Area_Sown_Ha	No_CCEs_Conducted	Average Yield(Kg/Ha)	Name_Of_Higher_Level	No_cce_Conducted_Higher	Higher Average Yield(Kg/Ha)
1	ChamarajNagar	ChamarajaNagara	CHANDAKAVADI	Hobli	PADDY	IRR	57	10	4423.67			
2	ChamarajNagar	Gundlupet	KASABA	Hobli	Onion	IRR	27	10	9419.00			
3	ChamarajNagar	Gundlupet	HANGALA	Hobli	Onion	IRR	46	10	9789.66			
4	ChamarajNagar	Gundlupet	BEGURU	Hobli	Onion	IRR	39			Taluk Level	28	10404.00
5	ChamarajNagar	Gundlupet	KASABA	Hobli	Tomato	NS	46	10	4175.60			
6	ChamarajNagar	Gundlupet	TERAKANAMBI	Hobli	Tomato	NS	48	10	8264.00			
7	ChamarajNagar	Gundlupet	BEGURU	Hobli	Tomato	NS	49			Taluk Level	29	5676.07
8	ChamarajNagar	Hanur	HANURU(H)	Hobli	Maize (Makka)(Irrigated)	IRR			6056.97			
9	ChamarajNagar	Hanur	LOKKANAHALLI(H)	Hobli	Maize (Makka)(Irrigated)	IRR			6087.37			
10	ChamarajNagar	Hanur	RAMAPURA(H)	Hobli	Maize (Makka)(Irrigated)	IRR			6106.23			
11	ChamarajNagar	Kollegala	PALYA(H)	Hobli	Maize (Makka)(Irrigated)	IRR			6212.09			
12	ChamarajNagar	Kollegala	KASABA	Hobli	PADDY	IRR	33	10	6613.55			

Government of Karnataka
Directorate of Economics and Statistics
Hobli Level Average Yield data for Summer season 2017-18

	District	Taluk	Insurance Unit (hobli/ GP)	GP/ HOBLI	Crop	IRR_R F	Area_So wn_Ha	No_CCEs_Conducted	Average Yield(Kg/Ha)	Name_Of _Higher_ Level	No_cce Conducted_Higher	Higher Average Yield(Kg/Ha)
13	ChamarajNagar	Kollegala	PALYA	Hobli	PADDY	IRR	42	10	6869.38			
14	ChamarajNagar	Kollegala	KASABA	Hobli	RAGI	IRR	33	10	3404.60			
15	ChamarajNagar	Yalandur	AGARA(H)	Hobli	Maize (Makka)(Irrigated)	IRR			5459.55			
16	ChamarajNagar	Yalandur	KASABA	Hobli	PADDY	IRR	5			Taluk Level	8	4097.37
17	ChamarajNagar	Yalandur	KASABA	Hobli	RAGI	IRR	72	10	1863.51			


 Joint Director
 Crop insurance scheme Division
 Directorate of Economics and Statistics



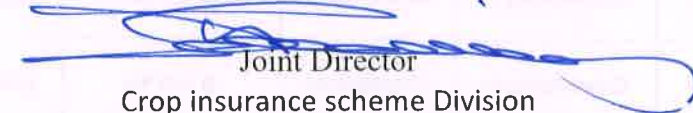
Government of Karnataka
Directorate of Economics and Statistics
Hobli Level Average Yield data for Summer season 2017-18

	District	Taluk	Insurance Unit (hobli/ GP)	GP/ HOBLI	Crop	IRR_R F	Area_So wn_Ha	No_CCEs_Conducted	Average Yield(Kg/Ha)	Name_Of_Higher_Level	No_cce Conducted_Higher	Higher Average Yield(Kg/Ha)
1	Chikkaballapur	Bagepalli	PATAPALYA	Hobli	SUNFLOWER	IRR				Taluk Level	8	945.37
2	Chikkaballapur	Chinthamani	KASABA	Hobli	PADDY	IRR				Taluk Level	23	6575.16
3	Chikkaballapur	Chinthamani	KAIVARA	Hobli	PADDY	IRR				Taluk Level	23	6575.16
4	Chikkaballapur	Chinthamani	AMBAJIDURGA	Hobli	PADDY	IRR				Taluk Level	23	6575.16
5	Chikkaballapur	Chinthamani	CHILAKALANERPU	Hobli	PADDY	IRR				Taluk Level	23	6575.16
6	Chikkaballapur	Chinthamani	MUNGANAHALLI	Hobli	PADDY	IRR				Taluk Level	23	6575.16
7	Chikkaballapur	Chinthamani	MURAGAMALLA	Hobli	PADDY	IRR				Taluk Level	23	6575.16
8	Chikkaballapur	Gauribidanur	NAGARAGERE	Hobli	GROUNDNUT	IRR				Taluk Level	30	1620.39
9	Chikkaballapur	Gauribidanur	D PALYA	Hobli	GROUNDNUT	IRR		10	1225.21			
10	Chikkaballapur	Gauribidanur	MANCHENAHALLI	Hobli	GROUNDNUT	IRR		10	2193.11			
11	Chikkaballapur	Gauribidanur	TONDEBAVI	Hobli	GROUNDNUT	IRR				Taluk Level	30	1620.39
12	Chikkaballapur	Gauribidanur	HOSURU	Hobli	GROUNDNUT	IRR				Taluk Level	30	1620.39

27

Government of Karnataka
Directorate of Economics and Statistics
Hobli Level Average Yield data for Summer season 2017-18

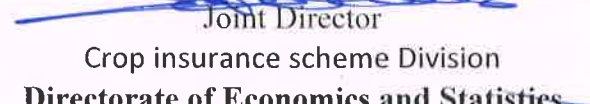
	District	Taluk	Insurance Unit (hobli/ GP)	GP/ HOBLI	Crop	IRR_R F	Area_So wn_Ha	No_CCEs_Conducted	Average Yield(Kg/Ha)	Name_Of_Higher_Level	No_cce Conducted_Higher	Higher Average Yield(Kg/Ha)
13	Chikkaballapur	Gauribidanur	NAGARAGERE	Hobli	PADDY	IRR				Taluk Level	3	5721.73
14	Chikkaballapur	Gauribidanur	KASABA	Hobli	SUNFLOWER	IRR				District Level	8	945.37
15	Chikkaballapur	Gauribidanur	NAGARAGERE	Hobli	SUNFLOWER	IRR				District Level	8	945.37
16	Chikkaballapur	Gauribidanur	D PALYA	Hobli	SUNFLOWER	IRR				District Level	8	945.37
17	Chikkaballapur	Gauribidanur	MANCHENAHALLI	Hobli	SUNFLOWER	IRR				District Level	8	945.37
18	Chikkaballapur	Gauribidanur	TONDEBAVI	Hobli	SUNFLOWER	IRR				District Level	8	945.37
19	Chikkaballapur	Gauribidanur	HOSURU	Hobli	SUNFLOWER	IRR				District Level	8	945.37


Joint Director
Crop insurance scheme Division
Directorate of Economics and Statistics

(9) t

Government of Karnataka
Directorate of Economics and Statistics
Hobli Level Average Yield data for Summer season 2017-18

	District	Taluk	Insurance Unit (hobli/ GP)	GP/ HOBLI	Crop	IRR_R F	Area_So wn_Ha	No_CCEs_ Conducted	Average Yield(Kg/Ha)	Name_Of _Higher_ Level	No_cce Conducted_ Higher	Higher Average Yield(Kg/Ha)
1	Chikkamagaluru	Kadur	KASABA	Hobli	GROUNDNUT	IRR	0			State Level	3151	1104.39
2	Chikkamagaluru	Kadur	BEERURU	Hobli	GROUNDNUT	IRR	0			State Level	3151	1104.39
3	Chikkamagaluru	Mudigere	KALASA	Hobli	PADDY	IRR	9	10	3076.53			
4	Chikkamagaluru	Tarikere	KASABA	Hobli	PADDY	IRR	150	10	5053.17			
5	Chikkamagaluru	Tarikere	LAKKAVALLI	Hobli	PADDY	IRR	2600	10	3645.96			


Joint Director
Crop insurance scheme Division
Directorate of Economics and Statistics

Government of Karnataka
Directorate of Economics and Statistics
Hobli Level Average Yield data for Summer season 2017-18

	District	Taluk	Insurance Unit (hobli/ GP)	GP/ HOBLI	Crop	IRR_R F	Area_So wn_Ha	No_CCEs_ Conducted	Average Yield(Kg/Ha)	Name_Of _Higher_ Level	No_cce Conducted_ Higher	Higher Average Yield(Kg/Ha)
1	Chitradurga	Challakere	PARASHURA0PUR A	Hobli	PADDY	IRR	295	10	3454.50			
2	Chitradurga	Challakere	TALAKU	Hobli	PADDY	IRR	178	10	3254.79			
3	Chitradurga	Challakere	NAYAKANAHATTI	Hobli	PADDY	IRR	2			Taluk Level	22	3309.25
4	Chitradurga	Challakere	KASABA	Hobli	RAGI	IRR	159	10	3143.81			
5	Chitradurga	Challakere	PARASHURA0PUR A	Hobli	RAGI	IRR	247			Taluk Level	38	2192.70
6	Chitradurga	Challakere	TALAKU	Hobli	RAGI	IRR	288	10	2699.54			
7	Chitradurga	Challakere	NAYAKANAHATTI	Hobli	RAGI	IRR	212	10	933.82			
8	Chitradurga	Challakere	KASABA	Hobli	SUNFLOWER	IRR	0			State Level	237	1336.57
9	Chitradurga	Challakere	PARASHURA0PUR A	Hobli	SUNFLOWER	IRR	13			State Level	237	1336.57
10	Chitradurga	Challakere	NAYAKANAHATTI	Hobli	SUNFLOWER	IRR	0			State Level	237	1336.57
11	Chitradurga	Chitradurga	KASABA	Hobli	GROUNDNUT	IRR	11	10	1065.30			
12	Chitradurga	Chitradurga	BHARAMASAGARA	Hobli	GROUNDNUT	IRR	10	10	1600.88			

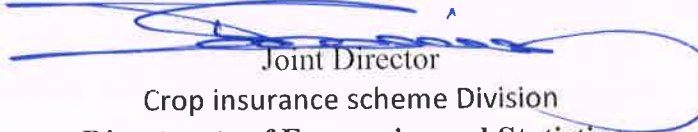
Government of Karnataka
Directorate of Economics and Statistics
Hobli Level Average Yield data for Summer season 2017-18

	District	Taluk	Insurance Unit (hobli/ GP)	GP/ HOBLI	Crop	IRR_R F	Area_Sown_Ha	No_CCEs_Conducted	Average Yield(Kg/Ha)	Name_Of_Higher_Level	No_cce_Conducted_Higher	Higher Average Yield(Kg/Ha)
13	Chitradurga	Hiiriyur	KASABA	Hobli	PADDY	IRR	0			Taluk Level	18	3339.15
14	Chitradurga	Hiiriyur	AIMANGALA	Hobli	PADDY	IRR	0			Taluk Level	18	3339.15
15	Chitradurga	Hiiriyur	DHARMAPURA	Hobli	PADDY	IRR	55	10	3292.09			
16	Chitradurga	Hiiriyur	J G HALLI	Hobli	PADDY	IRR	43			Taluk Level	18	3339.15
17	Chitradurga	Hiiriyur	KASABA	Hobli	RAGI	IRR	65	10	1610.23			
18	Chitradurga	Hiiriyur	AIMANGALA	Hobli	RAGI	IRR	196	10	1306.79			
19	Chitradurga	Hiiriyur	DHARMAPURA	Hobli	RAGI	IRR	379			Taluk Level	37	1424.12
20	Chitradurga	Hiiriyur	J G HALLI	Hobli	RAGI	IRR	136			Taluk Level	37	1424.12
21	Chitradurga	Hiiriyur	KASABA	Hobli	SUNFLOWER	IRR	0			State Level	237	1336.57
22	Chitradurga	Hiiriyur	AIMANGALA	Hobli	SUNFLOWER	IRR	0			State Level	237	1336.57
23	Chitradurga	Hiiriyur	DHARMAPURA	Hobli	SUNFLOWER	IRR	0			State Level	237	1336.57
24	Chitradurga	Hiiriyur	J G HALLI	Hobli	SUNFLOWER	IRR	0			State Level	237	1336.57

②

Government of Karnataka
Directorate of Economics and Statistics
Hobli Level Average Yield data for Summer season 2017-18

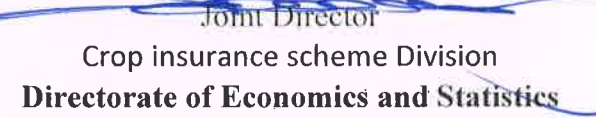
	District	Taluk	Insurance Unit (hobli/ GP)	GP/ HOBLI	Crop	IRR_R F	Area_Sown_Ha	No_CCEs_Conducted	Average Yield(Kg/Ha)	Name_Of_Higher_Level	No_cce_Conducted_Higher	Higher Average Yield(Kg/Ha)
25	Chitradurga	Molakalmur	KASABA	Hobli	GROUNDNUT	IRR	10	10	914.54			
26	Chitradurga	Molakalmur	DEVASAMUDRA	Hobli	GROUNDNUT	IRR	75			Taluk Level	19	986.04
27	Chitradurga	Molakalmur	KASABA	Hobli	PADDY	IRR	11			Taluk Level	19	2425.45
28	Chitradurga	Molakalmur	DEVASAMUDRA	Hobli	PADDY	IRR	17	10	2858.67			


Joint Director
Crop insurance scheme Division
Directorate of Economics and Statistics

Q

Government of Karnataka
Directorate of Economics and Statistics
Hobli Level Average Yield data for Summer season 2017-18

	District	Taluk	Insurance Unit (hobli/ GP)	GP/ HOBLI	Crop	IRR_R F	Area_So wn_Ha	No_CCEs_ Conducted	Average Yield(Kg/Ha)	Name_Of _Higher_ Level	No_cce Conducted_ Higher	Higher Average Yield(Kg/Ha)
1	DakshinaKannada	Bantwal	BANTVALA	Hobli	PADDY	IRR	5			Taluk Level	6	4617.55
2	DakshinaKannada	Bantwal	PANEMANGALURU	Hobli	PADDY	IRR	15			Taluk Level	6	4617.55


Joint Director
Crop insurance scheme Division
Directorate of Economics and Statistics

Government of Karnataka
Directorate of Economics and Statistics
Hobli Level Average Yield data for Summer season 2017-18

	District	Taluk	Insurance Unit (hobli/ GP)	GP/ HOBLI	Crop	IRR_R F	Area_So wn_Ha	No_CCEs_Conducted	Average Yield(Kg/Ha)	Name_Of _Higher_ Level	No_cce Conducted_Higher	Higher Average Yield(Kg/Ha)
1	Davangere	Channagiri	BASAVAPATTANA-1	Hobli	PADDY	IRR	5550	10	8493.21			
2	Davangere	Channagiri	BASAVAPATTANA-2	Hobli	PADDY	IRR	4108	10	6717.54			
3	Davangere	Channagiri	SANTEBENNURU-1	Hobli	PADDY	IRR	2340	10	2617.20			
4	Davangere	Channagiri	SANTEBENNURU-2	Hobli	PADDY	IRR	246	10	7061.76			
5	Davangere	Davanagere	KASABA	Hobli	GROUNDNUT	IRR	14			Taluk Level	18	2525.24
6	Davangere	Davanagere	ANAGODU	Hobli	GROUNDNUT	IRR	27			Taluk Level	18	2525.24
7	Davangere	Davanagere	MAYAKONDA	Hobli	GROUNDNUT	IRR	5			Taluk Level	18	2525.24
8	Davangere	Davanagere	ANAGODU	Hobli	Tomato	NS	170	10	33668.00			
9	Davangere	Harapanahalli	ARASIKERI	Hobli	GROUNDNUT	IRR	122	10	1362.04			
10	Davangere	Harapanahalli	CHIGATERI	Hobli	GROUNDNUT	IRR	333	10	1043.02			
11	Davangere	Harapanahalli	KASABA	Hobli	GROUNDNUT	IRR	205	10	1134.74			
12	Davangere	Harapanahalli	TELAGI	Hobli	GROUNDNUT	IRR	204	10	1816.64			

Government of Karnataka
Directorate of Economics and Statistics
Hobli Level Average Yield data for Summer season 2017-18

	District	Taluk	Insurance Unit (hobli/ GP)	GP/ HOBLI	Crop	IRR_R F	Area_Sown_Ha	No_CCEs_Conducted	Average Yield(Kg/Ha)	Name_Of_Higher_Level	No_cce Conducted_Higher	Higher Average Yield(Kg/Ha)
13	Davangere	Harapanahalli	CHIGATERI	Hobli	Onion	IRR	82			Taluk Level	19	7663.16
14	Davangere	Harapanahalli	TELAGI	Hobli	Onion	IRR	73	10	5920.00			
15	Davangere	Harapanahalli	ARASIKERI	Hobli	PADDY	IRR	403	10	5819.66			
16	Davangere	Harapanahalli	TELAGI	Hobli	PADDY	IRR	1466	10	4963.71			
17	Davangere	Harapanahalli	ARASIKERI	Hobli	RAGI	IRR	402			Taluk Level	37	1660.05
18	Davangere	Harapanahalli	CHIGATERI	Hobli	RAGI	IRR	395			Taluk Level	37	1660.05
19	Davangere	Harapanahalli	KASABA	Hobli	RAGI	IRR	247	10	1613.99			
20	Davangere	Harapanahalli	TELAGI	Hobli	RAGI	IRR	215	10	1628.08			
21	Davangere	Harapanahalli	TELAGI(H)	Hobli	Sorghum (Jowar/Great Millet)(Irrigated)	IRR			3104.07			
22	Davangere	Harihar	KASABA(H)	Hobli	Cowpea/Alasande(Irrigated)	IRR						212.92
23	Davangere	Harihar	MALEBENNURU(H)	Hobli	Cowpea/Alasande(Irrigated)	IRR						212.92
24	Davangere	Harihar	KASABA	Hobli	GROUNDNUT	IRR	5			Taluk Level	2	1420.64

(9)

Government of Karnataka
Directorate of Economics and Statistics
Hobli Level Average Yield data for Summer season 2017-18

	District	Taluk	Insurance Unit (hobli/ GP)	GP/ HOBLI	Crop	IRR_R F	Area_So wn_Ha	No_CCEs_ Conducted	Average Yield(Kg/Ha)	Name_Of _Higher_ Level	No_cce Conducted_ Higher	Higher Average Yield(Kg/Ha)
25	Davangere	Harihar	KASABA	Hobli	PADDY	IRR	1600	10	6149.76			
26	Davangere	Harihar	MALEBENNURU	Hobli	PADDY	IRR	9365	10	6701.03			
27	Davangere	Honnali	KASABA	Hobli	GROUNDNUT	IRR	238	10	1256.38			
28	Davangere	Honnali	SASVEHALLI-1	Hobli	GROUNDNUT	IRR	6			Taluk Level	44	1713.61
29	Davangere	Honnali	GOVINAKOVI-2	Hobli	GROUNDNUT	IRR	50	10	1516.53			
30	Davangere	Honnali	GOVINAKOVI-1	Hobli	GROUNDNUT	IRR	48	10	1903.48			
31	Davangere	Honnali	BELAGUTTI	Hobli	GROUNDNUT	IRR	194	10	1883.24			
32	Davangere	Honnali	SASVEHALLI-2	Hobli	PADDY	IRR	3198			Taluk Level	49	5625.56
33	Davangere	Honnali	KASABA	Hobli	PADDY	IRR	958	10	4854.39			
34	Davangere	Honnali	SASVEHALLI-1	Hobli	PADDY	IRR	2680	10	5482.96			
35	Davangere	Honnali	GOVINAKOVI-2	Hobli	PADDY	IRR	829	10	4961.40			
36	Davangere	Honnali	GOVINAKOVI-1	Hobli	PADDY	IRR	1120	10	5116.55			

9.

Government of Karnataka
Directorate of Economics and Statistics
Hobli Level Average Yield data for Summer season 2017-18

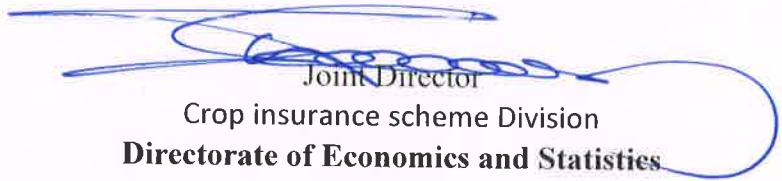
	District	Taluk	Insurance Unit (hobli/ GP)	GP/ HOBLI	Crop	IRR_R F	Area_So wn_Ha	No_CCEs_ Conducted	Average Yield(Kg/Ha)	Name_Of _Higher_ Level	No_cce Conducted_ Higher	Higher Average Yield(Kg/Ha)
37	Davangere	Honnali	BELAGUTTI	Hobli	PADDY	IRR	0			Taluk Level	49	5625.56
38	Davangere	Honnali	KASABA	Hobli	SUNFLOWER	IRR	10	10	1576.70			
39	Davangere	Honnali	BELAGUTTI	Hobli	SUNFLOWER	IRR	0			Taluk Level	10	1576.70
40	Davangere	Jagalur	KASABA	Hobli	GROUNDNUT	IRR	23			Taluk Level	19	1279.98
41	Davangere	Jagalur	SOKKE	Hobli	GROUNDNUT	IRR	22	10	1131.19			


Joint Director
Crop insurance scheme Division
Directorate of Economics and Statistics

②

Government of Karnataka
Directorate of Economics and Statistics
Hobli Level Average Yield data for Summer season 2017-18

	District	Taluk	Insurance Unit (hobli/ GP)	GP/ HOBLI	Crop	IRR_R F	Area_Sown_Ha	No_CCEs_Conducted	Average Yield(Kg/Ha)	Name_Of_Higher_Level	No_cce_Conducted_Higher	Higher Average Yield(Kg/Ha)
1	Dharwad	Dharwad	GARAGA(H)	Hobli	Maize (Makka)(Irrigated)	IRR						2337.26
2	Dharwad	Hubballi	CHABBI	Hobli	GROUNDNUT	IRR	38			Taluk Level	4	1093.90
3	Dharwad	Hubballi	CHABBI(H)	Hobli	Maize (Makka)(Irrigated)	IRR						2861.32
4	Dharwad	Kalgatigi	DHUMMAVADA	Hobli	GROUNDNUT	IRR	37			Taluk Level	9	721.17
5	Dharwad	Kundgol	SANSHI	Hobli	GROUNDNUT	IRR	53			Taluk Level	9	703.41


Joint Director
Crop insurance scheme Division
Directorate of Economics and Statistics




Government of Karnataka
Directorate of Economics and Statistics
Hobli Level Average Yield data for Summer season 2017-18

	District	Taluk	Insurance Unit (hobli/ GP)	GP/ HOBLI	Crop	IRR_R F	Area_So wn_Ha	No_CCEs Conducted	Average Yield(Kg/Ha)	Name_Of _Higher_ Level	No_cce Conducted_ Higher	Higher Average Yield(Kg/Ha)
1	Gadag	Gadag	GADAGA	Hobli	GROUNDNUT	IRR	103	10	626.32			
2	Gadag	Gadag	BETAGERI	Hobli	GROUNDNUT	IRR	52			Taluk Level	19	738.08
3	Gadag	Gadag	BETAGERI	Hobli	SUNFLOWER	IRR	0			District Level	10	615.95
4	Gadag	Gajendragad	NAREGALLA	Hobli	SUNFLOWER	IRR	2			Taluk Level	2	411.51
5	Gadag	Lakshmeshwar	LAKSHMESHVARA(H)	Hobli	Cowpea/Alasande(Irrigated)	IRR			246.31			
6	Gadag	Mundargi	MUNDARAGI(H)	Hobli	Cowpea/Alasande(Irrigated)	IRR						98.55
7	Gadag	Mundargi	MUNDARAGI	Hobli	PADDY	IRR	1083			Taluk Level	8	5285.73
8	Gadag	Mundargi	MUNDARAGI	Hobli	SUNFLOWER	IRR	0			District Level	10	615.95
9	Gadag	Mundargi	DAMBALA	Hobli	SUNFLOWER	IRR	0			District Level	10	615.95
10	Gadag	Ron	RONA	Hobli	SUNFLOWER	IRR	5			Taluk Level	8	667.07
11	Gadag	Ron	HOLEALURA	Hobli	SUNFLOWER	IRR	3			Taluk Level	8	667.07
12	Gadag	Shirahatti	SHIRAHATTI(H)	Hobli	Cowpea/Alasande(Irrigated)	IRR			205.60			

9

Government of Karnataka
Directorate of Economics and Statistics
Hobli Level Average Yield data for Summer season 2017-18

	District	Taluk	Insurance Unit (hobli/ GP)	GP/ HOBLI	Crop	IRR_R F	Area_So wn_Ha	No_CCEs_ Conducted	Average Yield(Kg/Ha)	Name_Of _Higher_ Level	No_cce Conducted_ Higher	Higher Average Yield(Kg/Ha)
13	Gadag	Shirahatti	SHIRAHATTI	Hobli	PADDY	IRR	33	10	3700.42			
14	Gadag	Shirahatti	SHIRAHATTI	Hobli	SUNFLOWER	IRR	0			District Level	10	615.95


Joint Director
Crop insurance scheme Division
Directorate of Economics and Statistics

②


Government of Karnataka
Directorate of Economics and Statistics
Hobli Level Average Yield data for Summer season 2017-18

	District	Taluk	Insurance Unit (hobli/ GP)	GP/ HOBLI	Crop	IRR_R F	Area_So wn_Ha	No_CCEs_ Conducted	Average Yield(Kg/Ha)	Name_Of Higher_ Level	No_cce Conducted_ Higher	Higher Average Yield(Kg/Ha)
1	Hasan	Alur	KASABA	Hobli	PADDY	IRR				District Level	20	6554.14
2	Hasan	Alur	PALYA	Hobli	PADDY	IRR				District Level	20	6554.14
3	Hasan	Arkalgud	KASABA	Hobli	PADDY	IRR				Taluk Level	8	4792.64
4	Hasan	Arkalgud	KONANURU	Hobli	PADDY	IRR				Taluk Level	8	4792.64
5	Hasan	Belur	AREHALLI	Hobli	PADDY	IRR				District Level	20	6554.14
6	Hasan	Chanrayapatna	KASABA	Hobli	PADDY	IRR				District Level	20	6554.14
7	Hasan	Chanrayapatna	DANDIGANAHALLI	Hobli	PADDY	IRR				District Level	20	6554.14
8	Hasan	Hassan	KATTAYA	Hobli	GROUNDNUT	IRR				State Level	3151	1104.39
9	Hasan	Hassan	KATTAYA	Hobli	PADDY	IRR				District Level	20	6554.14
10	Hasan	Holenarasipura	KASABA	Hobli	PADDY	IRR				Taluk Level	12	7728.47
11	Hasan	Holenarasipura	HALEKOTE	Hobli	PADDY	IRR				Taluk Level	12	7728.47
12	Hasan	Holenarasipura	HALLIMAISURU	Hobli	PADDY	IRR				Taluk Level	12	7728.47

(9)

Government of Karnataka
Directorate of Economics and Statistics
Hobli Level Average Yield data for Summer season 2017-18

	District	Taluk	Insurance Unit (hobli/ GP)	GP/ HOBLI	Crop	IRR_R F	Area_Sown_Ha	No_CCEs_Conducted	Average Yield(Kg/Ha)	Name_Of_Higher_Level	No_cce Conducted_Higher	Higher Average Yield(Kg/Ha)
13	Hasan	Sakleshpura	KASABA	Hobli	PADDY	IRR				District Level	20	6554.14


Joint Director
Crop insurance scheme Division
Directorate of Economics and Statistics

15

Government of Karnataka
Directorate of Economics and Statistics
Hobli Level Average Yield data for Summer season 2017-18

	District	Taluk	Insurance Unit (hobli/ GP)	GP/ HOBLI	Crop	IRR_R F	Area_So wn_Ha	No_CCEs_ Conducted	Average Yield(Kg/Ha)	Name_Of _Higher_ Level	No_cce Conducted_ Higher	Higher Average Yield(Kg/Ha)
1	Haveri	Hangal	AKKIALURA	Hobli	GROUNDNUT	IRR	10	10	1154.27			
2	Haveri	Hangal	BAMMANALLI	Hobli	GROUNDNUT	IRR	15			Taluk Level	18	990.11
3	Haveri	Hangal	AKKIALURA(H)	Hobli	Maize (Makka)(Irrigated)	IRR			3165.68			
4	Haveri	Hangal	HANAGALLA(H)	Hobli	Maize (Makka)(Irrigated)	IRR						4140.33
5	Haveri	Hangal	HANAGALLA	Hobli	PADDY	IRR	48	10	4365.57			
6	Haveri	Hangal	AKKIALURA	Hobli	PADDY	IRR	332	10	2715.90			
7	Haveri	Hangal	BAMMANALLI	Hobli	PADDY	IRR	0			Taluk Level	20	3540.74
8	Haveri	Hangal	AKKIALURA	Hobli	SUNFLOWER	IRR	0			District Level	18	1603.27
9	Haveri	Hangal	BAMMANALLI	Hobli	SUNFLOWER	IRR	0			District Level	18	1603.27
10	Haveri	Haveri	GUTTALA(H)	Hobli	Maize (Makka)(Irrigated)	IRR			2332.02			
11	Haveri	Haveri	KARAJAGI(H)	Hobli	Maize (Makka)(Irrigated)	IRR			2827.77			
12	Haveri	Haveri	GUTTALA	Hobli	PADDY	IRR	194	10	3601.39			


Government of Karnataka
Directorate of Economics and Statistics
Hobli Level Average Yield data for Summer season 2017-18

	District	Taluk	Insurance Unit (hobli/ GP)	GP/ HOBLI	Crop	IRR_R F	Area_So wn_Ha	No_CCEs_ Conducted	Average Yield(Kg/Ha)	Name_Of _Higher_ Level	No_cce Conducted_ Higher	Higher Average Yield(Kg/Ha)
13	Haveri	Haveri	GUTTALA(H)	Hobli	Sorghum (Jowar/Great Millet)(Irrigated)	IRR						1604.90
14	Haveri	Haveri	KARAJAGI	Hobli	SUNFLOWER	IRR	0			District Level	18	1603.27
15	Haveri	Haveri	GUTTALA	Hobli	SUNFLOWER	IRR	3			District Level	18	1603.27
16	Haveri	Hirekerur	HIREKERURA	Hobli	GROUNDNUT	IRR	14	10	1329.19			
17	Haveri	Hirekerur	RATTEEHALLI	Hobli	GROUNDNUT	IRR	74	10	1318.53			
18	Haveri	Hirekerur	RATTEEHALLI(H)	Hobli	Maize (Makka)(Irrigated)	IRR						4662.88
19	Haveri	Hirekerur	RATTEEHALLI	Hobli	PADDY	IRR	416	10	3964.50			
20	Haveri	Hirekerur	HIREKERURA	Hobli	SUNFLOWER	IRR	0			Taluk Level	10	1289.52
21	Haveri	Hirekerur	RATTEEHALLI	Hobli	SUNFLOWER	IRR	52	10	1289.52			
22	Haveri	Ranebennur	KUPPELURA	Hobli	GROUNDNUT	IRR	21	10	1838.84			
23	Haveri	Ranebennur	MEDLERI	Hobli	GROUNDNUT	IRR	230	10	1157.11			
24	Haveri	Ranebennur	KUPPELURA	Hobli	PADDY	IRR	1268	10	4817.81			

(9)

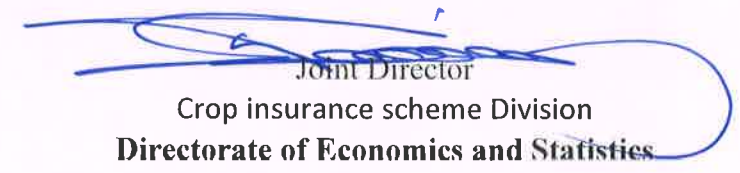
Government of Karnataka
Directorate of Economics and Statistics
Hobli Level Average Yield data for Summer season 2017-18

	District	Taluk	Insurance Unit (hobli/ GP)	GP/ HOBLI	Crop	IRR_R F	Area_So wn_Ha	No_CCEs_ Conducted	Average Yield(Kg/Ha)	Name_Of _Higher_ Level	No_cce Conducted_ Higher	Higher Average Yield(Kg/Ha)
25	Haveri	Ranebennur	MEDLERI	Hobli	PADDY	IRR	1795	10	4324.31			
26	Haveri	Ranebennur	KUPPELURA(H)	Hobli	Sorghum (Jowar/Great Millet)(Irrigated)	IRR			1833.18			
27	Haveri	Ranebennur	MEDLERI(H)	Hobli	Sorghum (Jowar/Great Millet)(Irrigated)	IRR						1432.77
28	Haveri	Ranebennur	MEDLERI	Hobli	SUNFLOWER	IRR	10			Taluk Level	8	1995.46
29	Haveri	Savanur	SAVANURA(H)	Hobli	Maize (Makka)(Irrigated)	IRR			1305.93			
30	Haveri	Savanur	HATTIMATTURA	Hobli	SUNFLOWER	IRR	0			District Level	18	1603.27
31	Haveri	Shiggaon	BANKAPURA(H)	Hobli	Maize (Makka)(Irrigated)	IRR			2110.24			


Joint Director
Crop insurance scheme Division
Directorate of Economics and Statistics

Government of Karnataka
Directorate of Economics and Statistics
Hobli Level Average Yield data for Summer season 2017-18


	District	Taluk	Insurance Unit (hobli/ GP)	GP/ HOBLI	Crop	IRR_R F	Area_So wn_Ha	No_CCEs_ Conducted	Average Yield(Kg/Ha)	Name_Of _Higher_ Level	No_cce Conducted_ Higher	Higher Average Yield(Kg/Ha)
1	Kalaburgi	Chincholi	CHINCHOLI	Hobli	GROUNDNUT	IRR	8			District Level	127	1352.82
2	Kalaburgi	Chincholi	AINAPURA	Hobli	GROUNDNUT	IRR	10			District Level	127	1352.82
3	Kalaburgi	Yedrami	YADRAMI	Hobli	SUNFLOWER	IRR	0			State Level	237	1336.57


Joint Director
Crop insurance scheme Division
Directorate of Economics and Statistics



Government of Karnataka
Directorate of Economics and Statistics
Hobli Level Average Yield data for Summer season 2017-18


	District	Taluk	Insurance Unit (hobli/ GP)	GP/ HOBLI	Crop	IRR_R F	Area_So wn_Ha	No_CCEs_ Conducted	Average Yield(Kg/Ha)	Name_Of _Higher_ Level	No_cce Conducted_ Higher	Higher Average Yield(Kg/Ha)
1	Kodagu	Somawarpet	SUNTIKOPPA	Hobli	PADDY	IRR	0			State Level	2409	4785.86
2	Kodagu	Somawarpet	KUSHALANAGARA	Hobli	PADDY	IRR	0			State Level	2409	4785.86
3	Kodagu	Somawarpet	SHANTALLI	Hobli	PADDY	IRR	4			State Level	2409	4785.86


Joint Director
Crop insurance scheme Division
Directorate of Economics and Statistics

②

Government of Karnataka
Directorate of Economics and Statistics
Hobli Level Average Yield data for Summer season 2017-18

	District	Taluk	Insurance Unit (hobli/ GP)	GP/ HOBLI	Crop	IRR_R F	Area_So wn_Ha	No_CCEs_ Conducted	Average Yield(Kg/Ha)	Name_Of _Higher_ Level	No_cce Conducted_ Higher	Higher Average Yield(Kg/Ha)
1	Kolar	Bangarpet	BETAMANGALA	Hobli	PADDY	IRR	20			Taluk Level	19	4743.89
2	Kolar	Bangarpet	KYASAMBALLI	Hobli	PADDY	IRR	25	10	5928.60			


Joint Director
Crop insurance scheme Division
Directorate of Economics and Statistics

(9)

Government of Karnataka
Directorate of Economics and Statistics
Hobli Level Average Yield data for Summer season 2017-18

	District	Taluk	Insurance Unit (hobli/ GP)	GP/ HOBLI	Crop	IRR_R F	Area_So wn_Ha	No_CCEs_Conducted	Average Yield(Kg/Ha)	Name_Of_Higher_Level	No_cce_Conducted_Higher	Higher Average Yield(Kg/Ha)
1	Koppal	Gangavathi	HULIHAIIDARA	Hobli	GROUNDNUT	IRR	590			Taluk Level	31	1424.39
2	Koppal	Gangavathi	NAVALI	Hobli	GROUNDNUT	IRR	300	10	1204.44			
3	Koppal	Gangavathi	SIDDAPURA	Hobli	GROUNDNUT	IRR	0			Taluk Level	31	1424.39
4	Koppal	Gangavathi	KANAKAGIRI	Hobli	GROUNDNUT	IRR	483			Taluk Level	31	1424.39
5	Koppal	Gangavathi	VENKATAGIRI	Hobli	GROUNDNUT	IRR	152			Taluk Level	31	1424.39
6	Koppal	Gangavathi	GANGAVATI	Hobli	GROUNDNUT	IRR	176			Taluk Level	31	1424.39
7	Koppal	Gangavathi	HULIHAIIDARA	Hobli	PADDY	IRR	42			Taluk Level	39	5432.79
8	Koppal	Gangavathi	NAVALI	Hobli	PADDY	IRR	367	10	5382.61			
9	Koppal	Gangavathi	SIDDAPURA	Hobli	PADDY	IRR	2860			Taluk Level	39	5432.79
10	Koppal	Gangavathi	KANAKAGIRI	Hobli	PADDY	IRR	225			Taluk Level	39	5432.79
11	Koppal	Gangavathi	VENKATAGIRI	Hobli	PADDY	IRR	550	10	6340.56			
12	Koppal	Gangavathi	MARALI	Hobli	PADDY	IRR	2160			Taluk Level	39	5432.79

(9)

Government of Karnataka
Directorate of Economics and Statistics
Hobli Level Average Yield data for Summer season 2017-18


	District	Taluk	Insurance Unit (hobli/ GP)	GP/ HOBLI	Crop	IRR_R F	Area_So wn_Ha	No_CCEs_Conducted	Average Yield(Kg/Ha)	Name_Of_Higher_Level	No_cce Conducted_Higher	Higher Average Yield(Kg/Ha)
13	Koppal	Gangavathi	GANGAVATI	Hobli	PADDY	IRR	3025			Taluk Level	39	5432.79
14	Koppal	Gangavathi	HULIHADARA	Hobli	SUNFLOWER	IRR	0			District Level	40	1396.77
15	Koppal	Gangavathi	NAVALI	Hobli	SUNFLOWER	IRR	0			District Level	40	1396.77
16	Koppal	Gangavathi	KANAKAGIRI	Hobli	SUNFLOWER	IRR	0			District Level	40	1396.77
17	Koppal	Gangavathi	VENKATAGIRI	Hobli	SUNFLOWER	IRR	0			District Level	40	1396.77
18	Koppal	Karatagi	KARATAGI	Hobli	GROUNDNUT	IRR	0			District Level	320	1230.91
19	Koppal	Karatagi	KARATAGI	Hobli	PADDY	IRR	5295	10	4340.32			
20	Koppal	Koppal	KOPPALA	Hobli	PADDY	IRR	17			Taluk Level	16	5722.20
21	Koppal	Koppal	HITNALA	Hobli	PADDY	IRR	3100			Taluk Level	16	5722.20
22	Koppal	Koppal	KOPPALA	Hobli	SUNFLOWER	IRR	514			Taluk Level	18	1472.79
23	Koppal	Koppal	ALAVANDI	Hobli	SUNFLOWER	IRR	712			Taluk Level	18	1472.79
24	Koppal	Koppal	IRAKALLAGADA	Hobli	SUNFLOWER	IRR	4			Taluk Level	18	1472.79

Government of Karnataka
Directorate of Economics and Statistics
Hobli Level Average Yield data for Summer season 2017-18

	District	Taluk	Insurance Unit (Hobli/ GP)	GP/ HOBLI	Crop	IRR_R F	Area_So wn_Ha	No_CCEs_ Conducted	Average Yield(Kg/Ha)	Name_Of _Higher_ Level	No_cce Conducted_ Higher	Higher Average Yield(Kg/Ha)
25	Koppal	Koppal	HITNALA	Hobli	SUNFLOWER	IRR	0			Taluk Level	18	1472.79
26	Koppal	Kushtagi	KUSHTAGI	Hobli	GROUNDNUT	IRR	1545	10	1355.50			
27	Koppal	Kushtagi	TAVARAGERA	Hobli	GROUNDNUT	IRR	822	10	423.94			
28	Koppal	Kushtagi	HANAMASAGARA	Hobli	GROUNDNUT	IRR	1309	10	863.04			
29	Koppal	Kushtagi	HANAMANALA	Hobli	GROUNDNUT	IRR	1032	10	877.25			
30	Koppal	Kushtagi	KUSHTAGI	Hobli	SUNFLOWER	IRR	0			District Level	40	1396.77
31	Koppal	Kushtagi	TAVARAGERA	Hobli	SUNFLOWER	IRR	0			District Level	40	1396.77
32	Koppal	Kushtagi	HANAMASAGARA	Hobli	SUNFLOWER	IRR	0			District Level	40	1396.77
33	Koppal	Kushtagi	HANAMANALA	Hobli	SUNFLOWER	IRR	0			District Level	40	1396.77
34	Koppal	Yelburga	YALABURGA	Hobli	GROUNDNUT	IRR	1196			Taluk Level	37	945.83
35	Koppal	Yelburga	KUKANURA	Hobli	GROUNDNUT	IRR	1025	10	805.15			
36	Koppal	Yelburga	HIREVANKALAKUN TA	Hobli	GROUNDNUT	IRR	2302	10	1243.06			

Government of Karnataka
Directorate of Economics and Statistics
Hobli Level Average Yield data for Summer season 2017-18

	District	Taluk	Insurance Unit (hobli/ GP)	GP/ HOBLI	Crop	IRR_R F	Area_So wn_Ha	No_CCEs_ Conducted	Average Yield(Kg/Ha)	Name_Of _Higher_ Level	No_cce Conducted_ Higher	Higher Average Yield(Kg/Ha)
37	Koppal	Yelburga	MANGALURU	Hobli	GROUNDNUT	IRR	2997			Taluk Level	37	945.83
38	Koppal	Yelburga	YALABURGA	Hobli	SUNFLOWER	IRR	304			Taluk Level	22	1334.57
39	Koppal	Yelburga	KUKANURA	Hobli	SUNFLOWER	IRR	122			Taluk Level	22	1334.57
40	Koppal	Yelburga	HIREVANKALAKUN TA	Hobli	SUNFLOWER	IRR	162			Taluk Level	22	1334.57
41	Koppal	Yelburga	MANGALURU	Hobli	SUNFLOWER	IRR	182			Taluk Level	22	1334.57


Joint Director
Crop insurance scheme Division
Directorate of Economics and Statistics



Government of Karnataka
Directorate of Economics and Statistics
Hobli Level Average Yield data for Summer season 2017-18

	District	Taluk	Insurance Unit (hobli/ GP)	GP/ HOBLI	Crop	IRR_R F	Area_So wn_Ha	No_CCEs_Conducted	Average Yield(Kg/Ha)	Name_Of_Higher_Level	No_cce Conducted_Higher	Higher Average Yield(Kg/Ha)
1	Mandya	K.R.Pet	KASABA	Hobli	PADDY	IRR	31	10	3417.20			
2	Mandya	K.R.Pet	KIKKERI	Hobli	PADDY	IRR	28	10	4609.52			
3	Mandya	K.R.Pet	SHEELANERE	Hobli	PADDY	IRR	26	10	4040.10			
4	Mandya	K.R.Pet	BUKINAKERE	Hobli	PADDY	IRR	13	10	5321.21			
5	Mandya	K.R.Pet	AKKIHEBBAL	Hobli	PADDY	IRR	32			Taluk Level	10	4708.82
6	Mandya	K.R.Pet	SANTEBACHAHALL I	Hobli	PADDY	IRR	28	10	6262.99			
7	Mandya	Maddur	KASABA-1NE VALAYA	Hobli	PADDY	IRR	58			Taluk Level	92	4279.24
8	Mandya	Maddur	KASABA-AIAI NE VALAYA	Hobli	PADDY	IRR	43			Taluk Level	92	4279.24
9	Mandya	Maddur	ATAGURU HOBALI	Hobli	PADDY	IRR	8	10	4042.83			
10	Mandya	Maddur	KOPPA HOBALI	Hobli	PADDY	IRR	326			Taluk Level	92	4394.23
11	Mandya	Maddur	KOPPA-AINE VALAYA	Hobli	PADDY	IRR	192			Taluk Level	92	4394.23
12	Mandya	Maddur	KOPPA-AIAINE VALAYA	Hobli	PADDY	IRR	107			Taluk Level	92	4394.23

92

Government of Karnataka
Directorate of Economics and Statistics
Hobli Level Average Yield data for Summer season 2017-18

	District	Taluk	Insurance Unit (hobli/ GP)	GP/ HOBLI	Crop	IRR_R F	Area_So wn_Ha	No_CCEs_ Conducted	Average Yield(Kg/Ha)	Name_Of _Higher_ Level	No_cce Conducted_ Higher	Higher Average Yield(Kg/Ha)
13	Mandya	Maddur	KOPPA -AIAIAINE VALAYA	Hobli	PADDY	IRR	27			Taluk Level	92	4394.23
14	Mandya	Maddur	CH A KERE AINE VALAYA	Hobli	PADDY	IRR	137			Taluk Level	92	4279.24
15	Mandya	Maddur	CH A KERE - AIAINE VALAYA	Hobli	PADDY	IRR	34			Taluk Level	92	4279.24
16	Mandya	Maddur	CH A KERE- AIAIAINE VALAYA	Hobli	PADDY	IRR	41			Taluk Level	92	4279.24
17	Mandya	Maddur	KASABA-1NE VALAYA	Hobli	RAGI	IRR	21			Taluk Level	72	1644.65
18	Mandya	Maddur	KASABA-AIAI NE VALAYA	Hobli	RAGI	IRR	22			Taluk Level	72	1644.65
19	Mandya	Maddur	KOPPA HOBALI	Hobli	RAGI	IRR	137			Taluk Level	72	1654.28
20	Mandya	Maddur	KOPPA-AINE VALAYA	Hobli	RAGI	IRR	60			Taluk Level	72	1654.28
21	Mandya	Maddur	KOPPA-AIAINE VALAYA	Hobli	RAGI	IRR	50			Taluk Level	72	1654.28
22	Mandya	Maddur	KOPPA -AIAIAINE VALAYA	Hobli	RAGI	IRR	27			Taluk Level	72	1654.28
23	Mandya	Maddur	CH A KERE AINE VALAYA	Hobli	RAGI	IRR	18			Taluk Level	72	1654.28
24	Mandya	Maddur	CH A KERE - AIAINE VALAYA	Hobli	RAGI	IRR	11			Taluk Level	72	1654.28

Government of Karnataka
Directorate of Economics and Statistics
Hobli Level Average Yield data for Summer season 2017-18

	District	Taluk	Insurance Unit (hobli/ GP)	GP/ HOBLI	Crop	IRR_R F	Area_So wn_Ha	No_CCEs_ Conducted	Average Yield(Kg/Ha)	Name_Of _Higher_ Level	No_cce Conducted_ Higher	Higher Average Yield(Kg/Ha)
25	Mandya	Maddur	CH A KERE- AIAIAINE VALAYA	Hobli	RAGI	IRR	19			Taluk Level	72	1654.28
26	Mandya	Malavalli	KASABA - AI	Hobli	PADDY	IRR	125			Taluk Level	86	4601.98
27	Mandya	Malavalli	KASABA - AIAI	Hobli	PADDY	IRR	80			Taluk Level	86	4601.98
28	Mandya	Malavalli	KASABA- AIAIAI	Hobli	PADDY	IRR	14			Taluk Level	86	4601.98
29	Mandya	Malavalli	KIRUGAVALU HOBALI AI	Hobli	PADDY	IRR	125			Taluk Level	86	4601.98
30	Mandya	Malavalli	KIRUGAVALU HOBALI AIAI	Hobli	PADDY	IRR	89			Taluk Level	86	4601.98
31	Mandya	Malavalli	KIRUGAVALU HOBALI AIAIAI	Hobli	PADDY	IRR	90			Taluk Level	86	4601.98
32	Mandya	Malavalli	B G PURA HOBALI AI	Hobli	PADDY	IRR	40			Taluk Level	86	4601.98
33	Mandya	Malavalli	B G PURA HOBALI AIAI	Hobli	PADDY	IRR	8			Taluk Level	86	4601.98
34	Mandya	Malavalli	HALAGURU HOBALI	Hobli	PADDY	IRR	13	10	4186.99			
35	Mandya	Malavalli	KASABA - AI	Hobli	RAGI	IRR	29			Taluk Level	22	2142.05
36	Mandya	Malavalli	KASABA - AIAI	Hobli	RAGI	IRR	20			Taluk Level	22	2142.05

92


Government of Karnataka
Directorate of Economics and Statistics
Hobli Level Average Yield data for Summer season 2017-18

	District	Taluk	Insurance Unit (hobli/ GP)	GP/ HOBLI	Crop	IRR_R F	Area_Sown_Ha	No_CCEs_Conducted	Average Yield(Kg/Ha)	Name_Of_Higher_Level	No_cce_Conducted_Higher	Higher Average Yield(Kg/Ha)
37	Mandya	Malavalli	KASABA- AIAIAI	Hobli	RAGI	IRR	23			Taluk Level	22	2142.05
38	Mandya	Mandya	KASABA - 1	Hobli	RAGI	IRR	74			Taluk Level	76	1907.20
39	Mandya	Mandya	KASABA - 2	Hobli	RAGI	IRR	232			Taluk Level	76	1907.20
40	Mandya	Mandya	KOTTATTI - 1	Hobli	RAGI	IRR	103			Taluk Level	76	1907.20
41	Mandya	Mandya	KOTTATTI - 2	Hobli	RAGI	IRR	93			Taluk Level	76	1907.20
42	Mandya	Mandya	KFRAGODU - 1	Hobli	RAGI	IRR	14			Taluk Level	76	1907.20
43	Mandya	Mandya	KERAGODU - 2	Hobli	RAGI	IRR	61			Taluk Level	76	1907.20
44	Mandya	Mandya	DUDDA - 1	Hobli	RAGI	IRR	160			Taluk Level	74	1896.08
45	Mandya	Mandya	DUDDA - 2	Hobli	RAGI	IRR	208			Taluk Level	74	1896.08
46	Mandya	Mandya	BASARALU - 1	Hobli	RAGI	IRR	35			Taluk Level	76	1907.20
47	Mandya	Mandya	BASARALU - 2	Hobli	RAGI	IRR	100			Taluk Level	76	1907.20
48	Mandya	Nagmangala	KASABA	Hobli	PADDY	IRR	0			Taluk Level	12	1914.03

(9)

Government of Karnataka
Directorate of Economics and Statistics
Hobli Level Average Yield data for Summer season 2017-18

	District	Taluk	Insurance Unit (hobli/ GP)	GP/ HOBLI	Crop	IRR_R F	Area_So wn_Ha	No_CCEs_Conducted	Average Yield(Kg/Ha)	Name_Of_Higher_Level	No_cce Conducted_Higher	Higher Average Yield(Kg/Ha)
49	Mandya	Nagmangala	DEVALAPURA	Hobli	PADDY	IRR	1			Taluk Level	12	1914.03
50	Mandya	Nagmangala	BELLURU	Hobli	PADDY	IRR	1			Taluk Level	12	1914.03
51	Mandya	Nagmangala	BINDIGANAVILE	Hobli	PADDY	IRR	0			Taluk Level	12	1914.03
52	Mandya	Nagmangala	HONAKERE	Hobli	PADDY	IRR	22	10	1445.84			
53	Mandya	Pandavapura	CHINAKURALI	Hobli	RAGI	IRR	40	10	1964.88			
54	Mandya	Pandavapura	MELUKOTE	Hobli	Tomato	NS	107	10	14674.00			
55	Mandya	Srirangapatna	K SHETTIHALLI-1	Hobli	RAGI	IRR	21			Taluk Level	28	1886.57
56	Mandya	Srirangapatna	K SHETTIHALLI-2	Hobli	RAGI	IRR	11			Taluk Level	28	1886.57
57	Mandya	Srirangapatna	ARAKERE	Hobli	RAGI	IRR	72			Taluk Level	28	1865.14


 Joint Director
 Crop insurance scheme Division
 Directorate of Economics and Statistics

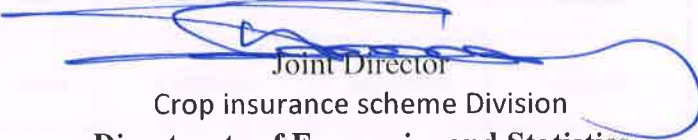
Government of Karnataka
Directorate of Economics and Statistics
Hobli Level Average Yield data for Summer season 2017-18

	District	Taluk	Insurance Unit (hobli/ GP)	GP/ HOBLI	Crop	IRR_R F	Area_So wn_Ha	No_CCEs_ Conducted	Average Yield(Kg/Ha)	Name_Of _Higher_ Level	No_cce Conducted_ Higher	Higher Average Yield(Kg/Ha)
1	Mysuru	Heggadadevank ote	KASABA	Hobli	PADDY	IRR	270	10	5648.01			
2	Mysuru	Heggadadevank ote	SARAGURU	Hobli	PADDY	IRR	250	10	5452.10			
3	Mysuru	Heggadadevank ote	KANDALIKE	Hobli	PADDY	IRR	160			Taluk Level	34	5625.92
4	Mysuru	Heggadadevank ote	ANTARASANTE	Hobli	PADDY	IRR	370			Taluk Level	34	5625.92
5	Mysuru	Hunsur	KASABA	Hobli	PADDY	IRR	0			District Level	260	4861.15
6	Mysuru	K R Nagar	KASABA	Hobli	PADDY	IRR	42			Taluk Level	52	4169.44
7	Mysuru	K.R.Nagar	HEBBALU	Hobli	PADDY	IRR	30			Taluk Level	52	4169.44
8	Mysuru	K.R.Nagar	CHUNCHANAKATT E	Hobli	PADDY	IRR	159	10	3792.85			
9	Mysuru	K.R.Nagar	SALIGRAMA	Hobli	PADDY	IRR	480	10	3948.00			
10	Mysuru	K.R.Nagar	MIRLE	Hobli	PADDY	IRR	213	10	4132.85			
11	Mysuru	K.R.Nagar	HOSAGRAHARA	Hobli	PADDY	IRR	28	10	4570.24			
12	Mysuru	Mysuru	KASABA	Hobli	PADDY	IRR	320	10	6098.60			

9

Government of Karnataka
Directorate of Economics and Statistics
Hobli Level Average Yield data for Summer season 2017-18

	District	Taluk	Insurance Unit (hobli/ GP)	GP/ HOBLI	Crop	IRR_R F	Area_Sown_Ha	No_CCEs_Conducted	Average Yield(Kg/Ha)	Name_Of_Higher_Level	No_cce_Conducted_Higher	Higher Average Yield(Kg/Ha)
13	Mysuru	Mysuru	VARUNA	Hobli	PADDY	IRR	210	10	4826.06			
14	Mysuru	Mysuru	KASABA	Hobli	RAGI	IRR	0			District Level	30	1967.04
15	Mysuru	T-Narsipur	KASABA	Hobli	RAGI	IRR	7	10	1644.06			
16	Mysuru	T-Narsipur	BANNURU	Hobli	RAGI	IRR	6	10	1896.21			
17	Mysuru	T-Narsipur	SOSALE	Hobli	RAGI	IRR	8	10	2360.86			


Joint Director
Crop insurance scheme Division
Directorate of Economics and Statistics

②

Government of Karnataka
Directorate of Economics and Statistics
Hobli Level Average Yield data for Summer season 2017-18

	District	Taluk	Insurance Unit (hobli/ GP)	GP/ HOBLI	Crop	IRR_R F	Area_So wn_Ha	No_CCEs_ Conducted	Average Yield(Kg/Ha)	Name_Of _Higher_ Level	No_cce Conducted_ Higher	Higher Average Yield(Kg/Ha)
1	Raichur	Devdurga	DEVADURGA	Hobli	SUNFLOWER	IRR				State Level	237	1336.57
2	Raichur	Devdurga	ARAKERA	Hobli	SUNFLOWER	IRR				State Level	237	1336.57
3	Raichur	Devdurga	JALAHALLI	Hobli	SUNFLOWER	IRR				State Level	237	1336.57
4	Raichur	Devdurga	GABBURU	Hobli	SUNFLOWER	IRR				State Level	237	1336.57
5	Raichur	Lingasugur	LINGASUGURU	Hobli	GROUNDNUT	IRR		10	648.17			
6	Raichur	Lingasugur	GURUGUNTA	Hobli	GROUNDNUT	IRR		10	1301.66			
7	Raichur	Lingasugur	MUDAGAL	Hobli	GROUNDNUT	IRR				Taluk Level	26	1009.82
8	Raichur	Lingasugur	LINGASUGURU	Hobli	PADDY	IRR				Taluk Level	22	3456.97
9	Raichur	Lingasugur	GURUGUNTA	Hobli	PADDY	IRR		10	4294.93			
10	Raichur	Lingasugur	MUDAGAL	Hobli	PADDY	IRR				Taluk Level	22	3456.97
11	Raichur	Lingasugur	LINGASUGURU	Hobli	SUNFLOWER	IRR				State Level	237	1336.57
12	Raichur	Lingasugur	GURUGUNTA	Hobli	SUNFLOWER	IRR				State Level	237	1336.57

(82)

Government of Karnataka
Directorate of Economics and Statistics
Hobli Level Average Yield data for Summer season 2017-18

	District	Taluk	Insurance Unit (hobli/ GP)	GP/ HOBLI	Crop	IRR_R F	Area_So wn_Ha	No_CCEs_ Conducted	Average Yield(Kg/Ha)	Name_Of _Higher_ Level	No_cce Conducted_ Higher	Higher Average Yield(Kg/Ha)
13	Raichur	Lingasugur	MUDAGAL	Hobli	SUNFLOWER	IRR				State Level	237	1336.57
14	Raichur	Manvi	MANAVI	Hobli	GROUNDNUT	IRR				Taluk Level	34	1182.94
15	Raichur	Manvi	KALLURU	Hobli	GROUNDNUT	IRR				Taluk Level	34	1182.94
16	Raichur	Manvi	KURDI	Hobli	GROUNDNUT	IRR		10	1384.95			
17	Raichur	Manvi	PAMANAKALLURA	Hobli	GROUNDNUT	IRR				Taluk Level	34	1182.94
18	Raichur	Manvi	MALLATA	Hobli	GROUNDNUT	IRR				Taluk Level	34	1182.94
19	Raichur	Manvi	KAVITALA	Hobli	GROUNDNUT	IRR		10	1328.30			
20	Raichur	Maski	MASKI	Hobli	GROUNDNUT	IRR				Taluk Level	8	1165.37
21	Raichur	Maski	MASKI	Hobli	SUNFLOWER	IRR				State Level	237	1336.57
22	Raichur	Sindhanur	TURVIHALA	Hobli	GROUNDNUT	IRR				Taluk Level	6	1832.03
23	Raichur	Sindhanur	SINDHANURA	Hobli	SUNFLOWER	IRR				State Level	237	1336.57
24	Raichur	Sindhanur	SALGUNDA	Hobli	SUNFLOWER	IRR				State Level	237	1336.57

(9)

Government of Karnataka
Directorate of Economics and Statistics
Hobli Level Average Yield data for Summer season 2017-18

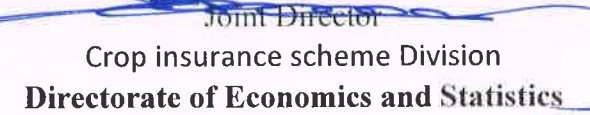
	District	Taluk	Insurance Unit (hobli/ GP)	GP/ HOBLI	Crop	IRR_R F	Area_So wn_Ha	No_CCEs Conducted	Average Yield(Kg/Ha)	Name_Of _Higher_ Level	No_cce Conducted_ Higher	Higher Average Yield(Kg/Ha)
25	Raichur	Sindhanur	HUDA	Hobli	SUNFLOWER	IRR				State Level	237	1336.57
26	Raichur	Sindhanur	JALIHALA	Hobli	SUNFLOWER	IRR				State Level	237	1336.57
27	Raichur	Sindhanur	GUDADURA	Hobli	SUNFLOWER	IRR				State Level	237	1336.57
28	Raichur	Sindhanur	BALAGANURA	Hobli	SUNFLOWER	IRR				State Level	237	1336.57
29	Raichur	Sindhanur	BADARLI	Hobli	SUNFLOWER	IRR				State Level	237	1336.57
30	Raichur	Sindhanur	GUNJALLI	Hobli	SUNFLOWER	IRR				State Level	237	1336.57
31	Raichur	Sindhanur	TURVIHALA	Hobli	SUNFLOWER	IRR				State Level	237	1336.57


Joint Director
Crop insurance scheme Division
Directorate of Economics and Statistics



Government of Karnataka
Directorate of Economics and Statistics
Hobli Level Average Yield data for Summer season 2017-18

	District	Taluk	Insurance Unit (hobli/ GP)	GP/ HOBLI	Crop	IRR_R F	Area_So wn_Ha	No_CCEs_ Conducted	Average Yield(Kg/Ha)	Name_Of _Higher_ Level	No_cce Conducted_ Higher	Higher Average Yield(Kg/Ha)
1	Ramanagara	Kanakpura	HAROHALLI	Hobli	PADDY	IRR	9			Taluk Level	9	4322.48
2	Ramanagara	Ramanagara	BIDADI	Hobli	PADDY	IRR	13	10	7612.11			


Joint Director
Crop insurance scheme Division
Directorate of Economics and Statistics



Government of Karnataka
Directorate of Economics and Statistics
Hobli Level Average Yield data for Summer season 2017-18

	District	Taluk	Insurance Unit (hobli/ GP)	GP/ HOBLI	Crop	IRR_R F	Area_So wn_Ha	No_CCEs_ Conducted	Average Yield(Kg/Ha)	Name_Of _Higher_ Level	No_cce Conducted_ Higher	Higher Average Yield(Kg/Ha)
1	Shivamogga	Shikaripura	KASABA	Hobli	SUNFLOWER	IRR	1			Taluk Level	20	3372.15
2	Shivamogga	Shikaripura	UDUGANI	Hobli	SUNFLOWER	IRR	11			Taluk Level	20	3372.15
3	Shivamogga	Shikaripura	HOSURU	Hobli	SUNFLOWER	IRR	13	10	2377.18			
4	Shivamogga	Shivamogga	HARANAHALLI	Hobli	SUNFLOWER	IRR	0			District Level	20	3372.15


Joint Director
Crop insurance scheme Division
Directorate of Economics and Statistics

Q

Government of Karnataka
Directorate of Economics and Statistics
Hobli Level Average Yield data for Summer season 2017-18

	District	Taluk	Insurance Unit (hobli/ GP)	GP/ HOBLI	Crop	IRR_R F	Area_So wn_Ha	No_CCEs_Conducted	Average Yield(Kg/Ha)	Name_Of_Higher_Level	No_cce Conducted_Higher	Higher Average Yield(Kg/Ha)
1	Vijayapura	Babaleshwar	BABALESHVARA	Hobli	GROUNDNUT	IRR	550	10	870.23			
2	Vijayapura	Babaleshwar	MAMADAPURA	Hobli	GROUNDNUT	IRR	733	10	1853.94			
3	Vijayapura	Babaleshwar	BABALESHVARA	Hobli	SUNFLOWER	IRR	0			State Level	237	1336.57
4	Vijayapura	Babaleshwar	MAMADAPURA	Hobli	SUNFLOWER	IRR	0			State Level	237	1336.57
5	Vijayapura	Basvana Bagewadi	BA BAGEVADI	Hobli	Onion	IRR	67	10	14786.80			
6	Vijayapura	Basvana Bagewadi	HO HIPPARAGI	Hobli	Onion	IRR	35	10	16760.00			
7	Vijayapura	Basvana Bagewadi	HO HIPPARAGI	Hobli	SUNFLOWER	IRR	0			State Level	237	1336.57
8	Vijayapura	Bijapur	BIJAPURA	Hobli	GROUNDNUT	IRR	10			Taluk Level	16	1135.70
9	Vijayapura	Bijapur	NAGATANA	Hobli	GROUNDNUT	IRR	154	10	964.73			
10	Vijayapura	Chadachan	CHADACHANA	Hobli	GROUNDNUT	IRR	2810	10	1179.72			
11	Vijayapura	Chadachan	CHADACHANA	Hobli	SUNFLOWER	IRR	0			State Level	237	1336.57
12	Vijayapura	Indi	INDI	Hobli	GROUNDNUT	IRR	3817	10	825.75			

(4)


Government of Karnataka
Directorate of Economics and Statistics
Hobli Level Average Yield data for Summer season 2017-18

	District	Taluk	Insurance Unit (hobli/ GP)	GP/HOBLI	Crop	IRR_R F	Area_Sown_Ha	No_CCEs_Conducted	Average Yield(Kg/Ha)	Name_Of_Higher_Level	No_cce Conducted_Higher	Higher Average Yield(Kg/Ha)
13	Vijayapura	Indi	BALLOLLI	Hobli	GROUNDNUT	IRR	1820	10	1041.60			
14	Vijayapura	Indi	INDI	Hobli	SUNFLOWER	IRR	0			State Level	237	1336.57
15	Vijayapura	Indi	BALLOLLI	Hobli	SUNFLOWER	IRR	0			State Level	237	1336.57
16	Vijayapura	Muddebihal	DAVALAGI	Hobli	SUNFLOWER	IRR	0			State Level	237	1336.57
17	Vijayapura	NidaGundi	KOLHARA(H)	Hobli	Maize (Makka)(Irrigated)	IRR			4289.03			
18	Vijayapura	NidaGundi	KOLHARA	Hobli	Onion	IRR	279	10	13916.00			
19	Vijayapura	NidaGundi	KOLHARA	Hobli	SUNFLOWER	IRR	0			State Level	237	1336.57
20	Vijayapura	Sindagi	ALAMELA(H)	Hobli	Maize (Makka)(Irrigated)	IRR			2129.74			
21	Vijayapura	Sindagi	DEVARA HIPPARAGI(H)	Hobli	Maize (Makka)(Irrigated)	IRR			1907.54			
22	Vijayapura	Sindagi	SINDAGI(H)	Hobli	Maize (Makka)(Irrigated)	IRR			1775.90			
23	Vijayapura	Sindagi	SINDAGI	Hobli	SUNFLOWER	IRR	0			State Level	237	1336.57
24	Vijayapura	Sindagi	ALAMELA	Hobli	SUNFLOWER	IRR	0			State Level	237	1336.57

9.

Government of Karnataka
Directorate of Economics and Statistics
Hobli Level Average Yield data for Summer season 2017-18

	District	Taluk	Insurance Unit (hobli/ GP)	GP/ HOBLI	Crop	IRR_R F	Area_So wn_Ha	No_CCEs_ Conducted	Average Yield(Kg/Ha)	Name_Of _Higher_ Level	No_cce Conducted_ Higher	Higher Average Yield(Kg/Ha)
25	Vijayapura	TIKOTA	TIKOTA	Hobli	GROUNDNUT	IRR	7			Taluk Level	4	1074.40


Joint Director
Crop insurance scheme Division
Directorate of Economics and Statistics



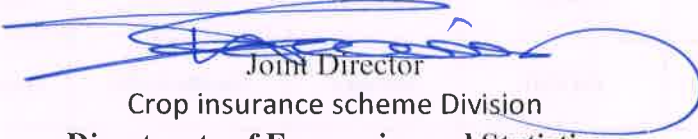
Government of Karnataka
Directorate of Economics and Statistics
Hobli Level Average Yield data for Summer season 2017-18

	District	Taluk	Insurance Unit (hobli/ GP)	GP/ HOBLI	Crop	IRR_R F	Area_So wn_Ha	No_CCEs_Conducted	Average Yield(Kg/Ha)	Name_Of_Higher_Level	No_cce Conducted_Higher	Higher Average Yield(Kg/Ha)
1	YADGIRI	Gurmitkal	GURUMITAKALA	Hobli	GROUNDNUT	IRR	0			Taluk Level	2	1243.06
2	YADGIRI	Gurmitkal	KONKALA	Hobli	GROUNDNUT	IRR	2			Taluk Level	2	1243.06
3	YADGIRI	Gurmitkal	GURUMITAKALA	Hobli	PADDY	IRR	0			Taluk Level	10	3697.12
4	YADGIRI	Gurmitkal	KONKALA	Hobli	PADDY	IRR	183	10	3697.12			
5	YADGIRI	Hunisigi	HUNASIGI	Hobli	SUNFLOWER	IRR	0			State Level	237	1336.57
6	YADGIRI	Hunisigi	KODEKAL	Hobli	SUNFLOWER	IRR	0			State Level	237	1336.57
7	YADGIRI	Shorapur	SHORAPURA	Hobli	SUNFLOWER	IRR	0			State Level	237	1336.57
8	YADGIRI	Shorapur	KAKKERA	Hobli	SUNFLOWER	IRR	0			State Level	237	1336.57
9	YADGIRI	Shorapur	KEMBHAVI	Hobli	SUNFLOWER	IRR	0			State Level	237	1336.57
10	YADGIRI	Yadgir	HATTIKUNI	Hobli	GROUNDNUT	IRR	0			District Level	72	1126.03
11	YADGIRI	Yadgir	BALICHAKRA	Hobli	GROUNDNUT	IRR	0			District Level	72	1126.03
12	YADGIRI	Yadgir	SAIDAPORA	Hobli	GROUNDNUT	IRR	0			District Level	72	1126.03

②

Government of Karnataka
Directorate of Economics and Statistics
Hobli Level Average Yield data for Summer season 2017-18

	District	Taluk	Insurance Unit (hobli/ GP)	GP/ HOBLI	Crop	IRR_R F	Area_So wn_Ha	No_CCEs_ Conducted	Average Yield(Kg/Ha)	Name_Of _Higher_ Level	No_cce Conducted_ Higher	Higher Average Yield(Kg/Ha)
13	YADGIRI	Yadgir	YADAGIRI	Hobli	GROUNDNUT	IRR	0			District Level	72	1126.03
14	YADGIRI	Yadgir	HATTIKUNI	Hobli	PADDY	IRR	96	10	4037.12			
15	YADGIRI	Yadgir	BALICHAKRA	Hobli	PADDY	IRR	170	10	3944.70			
16	YADGIRI	Yadgir	SAIDAPORA	Hobli	PADDY	IRR	123	10	2178.66			
17	YADGIRI	Yadgir	YADAGIRI	Hobli	PADDY	IRR	242	10	4350.72			


Joint Director
Crop insurance scheme Division
Directorate of Economics and Statistics

(97)