


Government of Karnataka
Directorate of Economics and Statistics
GP Level Average Yield data for Summer season 2017-18

S.N	District	Taluk	Insurance Unit (hobli/ GP)	GP/ HOBLI	Crop	IRR_R F	Area_So wn_Ha	No_CCEs_Conducted	Average Yield(Kg/Ha)	Name_Of_Higher_Level	No_cce Conducted_Higher	Higher Average Yield(Kg/Ha)
1	Bagalkot	Bagalkot	SHIRUR	GP	SUNFLOWER	IRR	0			Taluk Level	14	822.06
2	Bagalkot	Bagalkot	MUGALOLLI	GP	SUNFLOWER	IRR	2	4	729.05			
3	Bagalkot	Bagalkot	KADAMPUR	GP	SUNFLOWER	IRR	1			Hobli Level	6	1011.94
4	Bagalkot	Bagalkot	GADDANAKERI	GP	SUNFLOWER	IRR	1			Hobli Level	6	1011.94
5	Bagalkot	Bagalkot	NAYANEGALI	GP	SUNFLOWER	IRR	1	4	630.25			
6	Bagalkot	Bilagi	ANAGAWADI	GP	SUNFLOWER	IRR	1			Hobli Level	4	259.90
7	Bagalkot	Bilagi	GIRISAGAR	GP	SUNFLOWER	IRR	53	4	259.90			
8	Bagalkot	Bilagi	HONNIHAL	GP	SUNFLOWER	IRR	0			Hobli Level	4	259.90
9	Bagalkot	Bilagi	INAM-HANCHINAL	GP	SUNFLOWER	IRR	0			Taluk Level	4	259.90
10	Bagalkot	Bilagi	SONN	GP	SUNFLOWER	IRR	0			Taluk Level	4	259.90
11	Bagalkot	Mudhol	SHIROL	GP	SUNFLOWER	IRR	25			Hobli Level	11	1188.86
12	Bagalkot	Mudhol	MANTUR	GP	SUNFLOWER	IRR	30			Hobli Level	11	1188.86

Government of Karnataka
Directorate of Economics and Statistics
GP Level Average Yield data for Summer season 2017-18

S.N	District	Taluk	Insurance Unit (hobli/ GP)	GP/ HOBLI	Crop	IRR_R F	Area_Sown_Ha	No_CCEs_Conducted	Average Yield(Kg/Ha)	Name_Of_Higher_Level	No_cce_Conducted_Higher	Higher Average Yield(Kg/Ha)
13	Bagalkot	Mudhol	MALALI	GP	SUNFLOWER	IRR	8	4	1928.65			
14	Bagalkot	Mudhol	METAGUDD	GP	SUNFLOWER	IRR	2			Hobli Level	2	308.41
15	Bagalkot	Mudhol	NAGARAL	GP	SUNFLOWER	IRR	10	4	368.18			
16	Bagalkot	Mudhol	LAKSHANATTI	GP	SUNFLOWER	IRR	0			Hobli Level	2	308.41


Joint Director
Crop insurance scheme Division
Directorate of Economics and Statistics



Government of Karnataka
Directorate of Economics and Statistics
GP Level Average Yield data for Summer season 2017-18

S.N	District	Taluk	Insurance Unit (hobli/ GP)	GP/ HOBLI	Crop	IRR_R F	Area_So wn_Ha	No_CCEs_Conducted	Average Yield(Kg/Ha)	Name_Of_Higher_Level	No_cce Conducted_Higher	Higher Average Yield(Kg/Ha)
1	Ballari	hadagli	HIREMALLANAKER E	GP	GROUNDNUT	IRR	175	8	1360.71			
2	Ballari	hadagli	SOGI	GP	GROUNDNUT	IRR	150			Hobli Level	28	926.56
3	Ballari	hadagli	NAVALI	GP	GROUNDNUT	IRR	16	8	643.06			
4	Ballari	hadagli	KURUVATHTHI	GP	GROUNDNUT	IRR	226			Hobli Level	37	1732.34
5	Ballari	hadagli	NAGATHIBASAPUR A	GP	GROUNDNUT	IRR	69			Hobli Level	64	1177.80
6	Ballari	hadagli	MAKARABBI	GP	GROUNDNUT	IRR	56			Hobli Level	101	1547.49
7	Ballari	hadagli	KALWI WEST	GP	GROUNDNUT	IRR	58			Hobli Level	64	1177.80
8	Ballari	hadagli	MYLARA	GP	GROUNDNUT	IRR	105			Hobli Level	37	1732.34
9	Ballari	hadagli	HOLALU	GP	GROUNDNUT	IRR	73			Hobli Level	37	1732.34
10	Ballari	hadagli	HOLAGUNDHI	GP	GROUNDNUT	IRR	61	8	1045.39			
11	Ballari	hadagli	SOVENAHALLI	GP	GROUNDNUT	IRR	100			Hobli Level	64	1177.80
12	Ballari	hadagli	KOMBALI	GP	GROUNDNUT	IRR	105			Hobli Level	64	1177.80

Government of Karnataka
Directorate of Economics and Statistics
GP Level Average Yield data for Summer season 2017-18

S.N	District	Taluk	Insurance Unit (hobli/ GP)	GP/ HOBLI	Crop	IRR_R F	Area_So wn_Ha	No_CCEs_Conducted	Average Yield(Kg/Ha)	Name_Of_Higher_Level	No_cce Conducted_Higher	Higher Average Yield(Kg/Ha)
13	Ballari	hadagli	HAGARANOOR	GP	GROUNDNUT	IRR	122	8	1129.85			
14	Ballari	hadagli	ITTIGI	GP	GROUNDNUT	IRR	0			Hobli Level	28	926.56
15	Ballari	hadagli	MAGALA	GP	GROUNDNUT	IRR	47			Hobli Level	64	1177.80
16	Ballari	hadagli	NANDIHALLI	GP	GROUNDNUT	IRR	235			Hobli Level	28	926.56
17	Ballari	hadagli	DEVAGONDANAHA LLI	GP	GROUNDNUT	IRR	70			Hobli Level	64	1177.80
18	Ballari	hadagli	MANYARA MASALAWADA	GP	GROUNDNUT	IRR	127	8	1689.54			
19	Ballari	hadagli	KATHTHE BENNUR	GP	GROUNDNUT	IRR	59			Hobli Level	37	1732.34
20	Ballari	hadagli	HERE HADAGALI	GP	GROUNDNUT	IRR	28			Hobli Level	37	1732.34
21	Ballari	hadagli	MAHAJANADHAHA LLI	GP	GROUNDNUT	IRR	93			Hobli Level	28	926.56
22	Ballari	hadagli	DASANAHALLI	GP	GROUNDNUT	IRR	103	8	1452.49			
23	Ballari	hadagli	H Hadagalli(ULB)	GP	GROUNDNUT	IRR	36	8	1138.73			
24	Ballari	HagariBomman naHalli	ALABOORU	GP	GROUNDNUT	IRR	6			Hobli Level	60	1706.33

Government of Karnataka
Directorate of Economics and Statistics
GP Level Average Yield data for Summer season 2017-18

S.N	District	Taluk	Insurance Unit (hobli/ GP)	GP/ HOBLI	Crop	IRR_R F	Area_So wn_Ha	No_CCEs_ Conducted	Average Yield(Kg/Ha)	Name_Of _Higher_ Level	No_cce Conducted_ Higher	Higher Average Yield(Kg/Ha)
25	Ballari	HagariBomman naHalli	BYASIGADERE	GP	GROUNDNUT	IRR	68			Hobli Level	48	1330.04
26	Ballari	HagariBomman naHalli	BENNEKALLU	GP	GROUNDNUT	IRR	25			Hobli Level	35	2055.87
27	Ballari	HagariBomman naHalli	DASAMAPURA	GP	GROUNDNUT	IRR	23	8	2375.13			
28	Ballari	HagariBomman naHalli	HAMPAPATTANA	GP	GROUNDNUT	IRR	55			Hobli Level	25	1356.80
29	Ballari	HagariBomman naHalli	BANNIKALLU	GP	GROUNDNUT	IRR	39			Hobli Level	11	1694.28
30	Ballari	HagariBomman naHalli	HAMPASAGARA	GP	GROUNDNUT	IRR	26			Hobli Level	11	1694.28
31	Ballari	HagariBomman naHalli	HANASI	GP	GROUNDNUT	IRR	19	8	1518.31			
32	Ballari	HagariBomman naHalli	KADALABALU	GP	GROUNDNUT	IRR	136			Hobli Level	48	1330.04
33	Ballari	HagariBomman naHalli	KOGALI	GP	GROUNDNUT	IRR	14			Hobli Level	35	2055.87
34	Ballari	HagariBomman naHalli	MARABBIHAL	GP	GROUNDNUT	IRR	66			Hobli Level	23	1303.29
35	Ballari	HagariBomman naHalli	MUTHKUR	GP	GROUNDNUT	IRR	36			Hobli Level	23	1303.29
36	Ballari	HagariBomman naHalli	SONNA	GP	GROUNDNUT	IRR	93			Hobli Level	46	1875.07

21

Government of Karnataka
Directorate of Economics and Statistics
GP Level Average Yield data for Summer season 2017-18

S.N	District	Taluk	Insurance Unit (hobli/ GP)	GP/ HOBLI	Crop	IRR_R F	Area_So wn_Ha	No_CCEs_ Conducted	Average Yield(Kg/Ha)	Name_Of _Higher_ Level	No_cce Conducted_ Higher	Higher Average Yield(Kg/Ha)
37	Ballari	HagariBomman naHalli	THAMBRAHALLI	GP	GROUNDNUT	IRR	73			Hobli Level	23	1303.29
38	Ballari	HagariBomman naHalli	BACHIGONDANAH ALLI	GP	GROUNDNUT	IRR	30			Hobli Level	23	1303.29
39	Ballari	HagariBomman naHalli	HALAGAPURA	GP	GROUNDNUT	IRR	154			Hobli Level	25	1356.80
40	Ballari	HagariBomman naHalli	BANNIGOLA	GP	GROUNDNUT	IRR	86			Hobli Level	23	1303.29
41	Ballari	HagariBomman naHalli	MALAVI	GP	GROUNDNUT	IRR	35	8	2641.50			
42	Ballari	HagariBomman naHalli	HAGARIBOMMANA HALLI(ULB)	GP	GROUNDNUT	IRR	130			Hobli Level	25	1356.80
43	Ballari	Hosapete	MALAPANAGUDI	GP	PADDY	IRR	0			Hobli Level	7	5856.92
44	Ballari	Hosapete	HAMPI	GP	PADDY	IRR	2			Hobli Level	7	5856.92
45	Ballari	Hosapete	RAMASAGARA	GP	PADDY	IRR	196			Hobli Level	28	6767.25
46	Ballari	Hosapete	NO. 10 MUDDAPURA	GP	PADDY	IRR	577			Hobli Level	28	6767.25
47	Ballari	Hosapete	SANAPURA	GP	PADDY	IRR	3037	4	6696.90			
48	Ballari	Hosapete	DEVASAMUDHRA	GP	PADDY	IRR	1583	4	6870.21			

Government of Karnataka
Directorate of Economics and Statistics
GP Level Average Yield data for Summer season 2017-18

S.N	District	Taluk	Insurance Unit (hobli/ GP)	GP/ HOBLI	Crop	IRR_R F	Area_So wn_Ha	No_CCEs_Conducted	Average Yield(Kg/Ha)	Name_Of _Higher_ Level	No_cce Conducted_Higher	Higher Average Yield(Kg/Ha)
49	Ballari	Hosapete	HAMPADEVANAHA LLI	GP	PADDY	IRR	1024			Hobli Level	28	6767.25
50	Ballari	Hosapete	SUGGENAHALLI	GP	PADDY	IRR	379			Hobli Level	28	6767.25
51	Ballari	Hosapete	METRI	GP	PADDY	IRR	154	4	7568.12			
52	Ballari	Hosapete	114. DANAPURA	GP	PADDY	IRR	32			Hobli Level	9	4155.49
53	Ballari	Hosapete	DANANAYAKANAK ERE	GP	PADDY	IRR	0			Hobli Level	2	3730.13
54	Ballari	Hosapete	CHILAKANAHATTI	GP	PADDY	IRR	0			Hobli Level	2	3730.13
55	Ballari	Hosapete	DEVALAPURA	GP	PADDY	IRR	394			Hobli Level	28	6767.25
56	Ballari	Hosapete	BUKKASAGARA	GP	PADDY	IRR	10			Hobli Level	7	5856.92
57	Ballari	Hosapete	HOSURU	GP	PADDY	IRR	0			Taluk Level	37	6430.86
58	Ballari	Hosapete	Kampli(ULB)	GP	PADDY	IRR	653			Hobli Level	28	6767.25
59	Ballari	Hosapete	Kamalapura(ULB)	GP	PADDY	IRR	12			Hobli Level	7	5856.92
60	Ballari	Sandur	BHUJANGANAGAR A	GP	GROUNDNUT	IRR	0			Taluk Level	5	1247.79

21

Government of Karnataka
Directorate of Economics and Statistics
GP Level Average Yield data for Summer season 2017-18

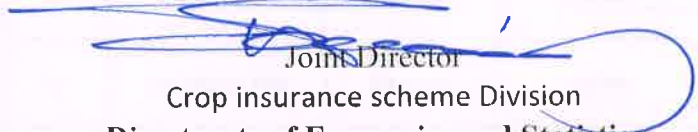
S.N	District	Taluk	Insurance Unit (hobli/ GP)	GP/ HOBLI	Crop	IRR_R F	Area_Sown_Ha	No_CCEs_Conducted	Average Yield(Kg/Ha)	Name_Of_Higher_Level	No_cce_Conducted_Higher	Higher Average Yield(Kg/Ha)
61	Ballari	Sandur	NIDUGURTHI	GP	GROUNDNUT	IRR	81			Hobli Level	5	1247.79
62	Ballari	Sandur	SOVENAHALLI	GP	GROUNDNUT	IRR	7			Hobli Level	5	1247.79
63	Ballari	Sandur	VADDU	GP	GROUNDNUT	IRR	0			Taluk Level	5	1247.79
64	Ballari	Sirguppa	HACHCHOLI	GP	PADDY	IRR	628	4	6238.89			
65	Ballari	Sirguppa	BEERAHALLI	GP	PADDY	IRR	12	4	4357.32			
66	Ballari	Sirguppa	RAVIHAL	GP	PADDY	IRR	4			Hobli Level	10	5014.22
67	Ballari	Sirguppa	B.M. SUGURU	GP	PADDY	IRR	4			Hobli Level	10	5014.22
68	Ballari	Sirguppa	RARAVI	GP	PADDY	IRR	207	4	4948.61			
69	Ballari	Sirguppa	KURUVALLI	GP	PADDY	IRR	106	4	6420.45			
70	Ballari	Sirguppa	BAGEWADI	GP	PADDY	IRR	897	4	5813.89			
71	Ballari	Sirguppa	BAGGURU	GP	PADDY	IRR	620	4	5079.42			
72	Ballari	Sirguppa	DESANOORU	GP	PADDY	IRR	364	4	7471.40			

Government of Karnataka
Directorate of Economics and Statistics
GP Level Average Yield data for Summer season 2017-18

S.N	District	Taluk	Insurance Unit (hobli/ GP)	GP/ HOBLI	Crop	IRR_R F	Area_So wn_Ha	No_CCEs_ Conducted	Average Yield(Kg/Ha)	Name_Of _Higher_ Level	No_cce Conducted_ Higher	Higher Average Yield(Kg/Ha)
73	Ballari	Sirguppa	KENCHANAGUDDA	GP	PADDY	IRR	428			Hobli Level	24	5932.63
74	Ballari	Sirguppa	NADAVI	GP	PADDY	IRR	1716	4	5628.21			
75	Ballari	Sirguppa	HALEKOTE	GP	PADDY	IRR	148			Hobli Level	24	5932.63
76	Ballari	Sirguppa	UPPARA HOSAHALLI	GP	PADDY	IRR	657			Hobli Level	53	5565.18
77	Ballari	Sirguppa	K. BELAGALLU	GP	PADDY	IRR	486	4	3383.53			
78	Ballari	Sirguppa	K. SUGURU	GP	PADDY	IRR	686			Hobli Level	55	5313.65
79	Ballari	Sirguppa	BALAKUNDHI	GP	PADDY	IRR	1410	4	6608.60			
80	Ballari	Sirguppa	M. SUGURU	GP	PADDY	IRR	1822			Hobli Level	24	5932.63
81	Ballari	Sirguppa	MUDDATANURU	GP	PADDY	IRR	1289	4	6057.34			
82	Ballari	Sirguppa	SIRIGERI	GP	PADDY	IRR	187	4	7427.25			
83	Ballari	Sirguppa	SANAVASAPURA	GP	PADDY	IRR	1382	4	5768.50			
84	Ballari	Sirguppa	KARURU	GP	PADDY	IRR	2175			Hobli Level	29	4462.84

Government of Karnataka
Directorate of Economics and Statistics
GP Level Average Yield data for Summer season 2017-18

S.N	District	Taluk	Insurance Unit (hobli/ GP)	GP/ HOBLI	Crop	IRR_R F	Area_Sown_Ha	No_CCEs_Conducted	Average Yield(Kg/Ha)	Name_Of_Higher_Level	No_cce_Conducted_Higher	Higher Average Yield(Kg/Ha)
85	Ballari	Sirguppa	UTHTHANURU	GP	PADDY	IRR	154	4	4110.57			
86	Ballari	Sirguppa	H. HOSAHALLI	GP	PADDY	IRR	2055	4	4582.61			
87	Ballari	Sirguppa	TALURU	GP	PADDY	IRR	66	4	4353.20			
88	Ballari	Sirguppa	KUDUDHURAHAL	GP	PADDY	IRR	208	4	5302.23			
89	Ballari	Sirguppa	Tekkalakote(ULB)	GP	PADDY	IRR	648	4	5918.28			


 Joint Director
 Crop insurance scheme Division
 Directorate of Economics and Statistics



Government of Karnataka
Directorate of Economics and Statistics
GP Level Average Yield data for Summer season 2017-18

S.N	District	Taluk	Insurance Unit (hobli/ GP)	GP/ HOBLI	Crop	IRR_R F	Area_So wn_Ha	No_CCEs_ Conducted	Average Yield(Kg/Ha)	Name_Of _Higher_ Level	No_cce Conducted_ Higher	Higher Average Yield(Kg/Ha)
1	Chitradurga	Challakere	PAGADALABANDE	GP	GROUNDNUT	IRR	24	8	974.69			
2	Chitradurga	Challakere	DODDACHELLUR	GP	GROUNDNUT	IRR	30	8	881.24			
3	Chitradurga	Challakere	DEVARAMARIKUNTE	GP	GROUNDNUT	IRR	36	8	690.34			
4	Chitradurga	Challakere	OBALAPURA	GP	GROUNDNUT	IRR	44	8	1253.27			
5	Chitradurga	Challakere	NALAGETANAHATTI	GP	GROUNDNUT	IRR	3			Hobli Level	2	896.78
6	Chitradurga	Hiiriyur	BABBUR	GP	GROUNDNUT	IRR	0			Hobli Level	36	1260.20
7	Chitradurga	Hiiriyur	HARIYABBE	GP	GROUNDNUT	IRR	36	8	695.23			
8	Chitradurga	Hiiriyur	HOSAYALANADU	GP	GROUNDNUT	IRR	2			Hobli Level	36	1260.20
9	Chitradurga	Hiiriyur	RANGANATHAPUR A	GP	GROUNDNUT	IRR	2			Hobli Level	44	1322.57
10	Chitradurga	Hiiriyur	METIKURKE	GP	GROUNDNUT	IRR	4			Hobli Level	27	910.26
11	Chitradurga	Hiiriyur	MASKAL	GP	GROUNDNUT	IRR	6	8	1786.90			
12	Chitradurga	Hiiriyur	DHARMAPURA	GP	GROUNDNUT	IRR	46	8	851.27			


(9)

Government of Karnataka
Directorate of Economics and Statistics
GP Level Average Yield data for Summer season 2017-18

S.N	District	Taluk	Insurance Unit (hobli/ GP)	GP/ HOBLI	Crop	IRR_R F	Area_So wn_Ha	No_CCEs_Conducted	Average Yield(Kg/Ha)	Name_Of_Higher_Level	No_cce Conducted_Higher	Higher Average Yield(Kg/Ha)
13	Chitradurga	Hiiriyur	IKKANURU	GP	GROUNDNUT	IRR	76	8	870.23			
14	Chitradurga	Hiiriyur	GOWDANAHALLI	GP	GROUNDNUT	IRR	14	8	1280.80			
15	Chitradurga	Hiiriyur	YALLADAKERE	GP	GROUNDNUT	IRR	10			Hobli Level	44	1322.57
16	Chitradurga	Hiiriyur	KASTHURIRANGAP PANAHALI	GP	GROUNDNUT	IRR	8	8	1271.92			
17	Chitradurga	Hiiriyur	KUNIKERE	GP	GROUNDNUT	IRR	7			Hobli Level	36	1260.20
18	Chitradurga	Hiiriyur	ADIVALA	GP	GROUNDNUT	IRR	1			Hobli Level	80	1291.39
19	Chitradurga	Hiiriyur	SURAGONDANAHALI	GP	GROUNDNUT	IRR	12			Hobli Level	27	910.26
20	Chitradurga	Hiiriyur	VANIVILASAPURA	GP	GROUNDNUT	IRR	19	8	762.49			
21	Chitradurga	Hiiriyur	M.D.KOTE	GP	GROUNDNUT	IRR	6			Hobli Level	27	910.26
22	Chitradurga	Hiiriyur	UDUVALLI	GP	GROUNDNUT	IRR	27	8	1263.04			
23	Chitradurga	Hiiriyur	ESHWARAGERE	GP	GROUNDNUT	IRR	43			Hobli Level	104	1014.73
24	Chitradurga	Hiiriyur	RANGENAHALLI	GP	GROUNDNUT	IRR	156	8	873.47			

Government of Karnataka
Directorate of Economics and Statistics
GP Level Average Yield data for Summer season 2017-18

S.N	District	Taluk	Insurance Unit (hobli/ GP)	GP/ HOBLI	Crop	IRR_R F	Area_So wn_Ha	No_CCEs_Conducted	Average Yield(Kg/Ha)	Name_Of _Higher_ Level	No_cce Conducted_Higher	Higher Average Yield(Kg/Ha)
25	Chitradurga	Hiiriyur	ABBINAHOLE	GP	GROUNDNUT	IRR	6	8	861.26			
26	Chitradurga	Hiiriyur	DINDAVARA	GP	GROUNDNUT	IRR	8	8	1417.31			
27	Chitradurga	Hiiriyur	KHANDENAHALLI	GP	GROUNDNUT	IRR	65	8	962.93			
28	Chitradurga	Hiiriyur	JAVANAGONDANA HALLI	GP	GROUNDNUT	IRR	13	8	1415.09			
29	Chitradurga	Hiiriyur	MARADIHALLI	GP	GROUNDNUT	IRR	0			Hobli Level	27	910.26
30	Chitradurga	Hiiriyur	P.D.KOTE	GP	GROUNDNUT	IRR	3			Hobli Level	60	912.12
31	Chitradurga	Hiiriyur	GANNAYAKANAHALLI	GP	GROUNDNUT	IRR	8	8	942.28			
32	Chitradurga	Hiiriyur	HARTHIKOTE	GP	GROUNDNUT	IRR	5			Hobli Level	27	910.26


Joint Director
Crop insurance scheme Division
Directorate of Economics and Statistics


②

Government of Karnataka
Directorate of Economics and Statistics
GP Level Average Yield data for Summer season 2017-18

S.N	District	Taluk	Insurance Unit (hobli/ GP)	GP/ HOBLI	Crop	IRR_R F	Area_So wn_Ha	No_CCEs_Conducted	Average Yield(Kg/Ha)	Name_Of_Higher_Level	No_cce Conducted_Higher	Higher Average Yield(Kg/Ha)
1	DakshinaKannada	Mangalore	KANDAVARA	GP	PADDY	IRR	0			District Level	6	4617.55
2	DakshinaKannada	Mangalore	KALLAMUNDKUR	GP	PADDY	IRR	0			District Level	6	4617.55
3	DakshinaKannada	Mangalore	KUPPEPADAV	GP	PADDY	IRR	0			District Level	6	4617.55
4	DakshinaKannada	Mangalore	DAREGUDDE	GP	PADDY	IRR	0			District Level	6	4617.55
5	DakshinaKannada	Mangalore	ULAIBETTU	GP	PADDY	IRR	0			District Level	6	4617.55
6	DakshinaKannada	Mangalore	BALKUNJE	GP	PADDY	IRR	0			District Level	6	4617.55
7	DakshinaKannada	Mangalore	MENNABETTU	GP	PADDY	IRR	0			District Level	6	4617.55
8	DakshinaKannada	Mangalore	SHIRTHADY	GP	PADDY	IRR	0			District Level	6	4617.55
9	DakshinaKannada	Mangalore	GANJIMATA	GP	PADDY	IRR	0			District Level	6	4617.55
10	DakshinaKannada	Mangalore	SURINJE	GP	PADDY	IRR	0			District Level	6	4617.55
11	DakshinaKannada	Mangalore	HOSABETTU	GP	PADDY	IRR	0			District Level	6	4617.55
12	DakshinaKannada	Mangalore	NEERMARGA	GP	PADDY	IRR	0			District Level	6	4617.55

Government of Karnataka
Directorate of Economics and Statistics
GP Level Average Yield data for Summer season 2017-18

S.N	District	Taluk	Insurance Unit (hobli/ GP)	GP/ HOBLI	Crop	IRR_R F	Area_Sown_Ha	No_CCEs_Conducted	Average Yield(Kg/Ha)	Name_Of_Higher_Level	No_cce_Conducted_Higher	Higher Average Yield(Kg/Ha)
13	DakshinaKannada	Mangalore	Mulki (ULB)	GP	PADDY	IRR	0			District Level	6	4617.55


Johns Director
Crop insurance scheme Division
Directorate of Economics and Statistics



Government of Karnataka
Directorate of Economics and Statistics
GP Level Average Yield data for Summer season 2017-18

S.N	District	Taluk	Insurance Unit (hobli/ GP)	GP/ HOBLI	Crop	IRR R F	Area So wn_Ha	No_CCEs_Conducted	Average Yield(Kg/Ha)	Name_Of_Higher_Level	No_cce Conducted_Higher	Higher Average Yield(Kg/Ha)
1	Davangere	Davanagere	KAKKARAGOLLA	GP	PADDY	IRR	72	4	5751.99			
2	Davangere	Davanagere	KADLEBALU	GP	PADDY	IRR	598	4	6313.16			
3	Davangere	Davanagere	KANDAGAL	GP	PADDY	IRR	208	4	6651.52			
4	Davangere	Davanagere	KUKKAWADA	GP	PADDY	IRR	146	4	3936.44			
5	Davangere	Davanagere	KURKI	GP	PADDY	IRR	700	4	6734.04			
6	Davangere	Davanagere	KADAJJI	GP	PADDY	IRR	326	4	7340.60			
7	Davangere	Davanagere	KAIDALE	GP	PADDY	IRR	938	4	6263.65			
8	Davangere	Davanagere	ANAGODU	GP	PADDY	IRR	0			Hobli Level	6	6328.02
9	Davangere	Davanagere	AVARAGOLLA	GP	PADDY	IRR	270	4	6181.12			
10	Davangere	Davanagere	DODDABATHI	GP	PADDY	IRR	325	4	8145.22			
11	Davangere	Davanagere	BASAVANHAL	GP	PADDY	IRR	104	4	7131.81			
12	Davangere	Davanagere	BADA	GP	PADDY	IRR	344	4	7361.23			

Government of Karnataka
Directorate of Economics and Statistics
GP Level Average Yield data for Summer season 2017-18

S.N	District	Taluk	Insurance Unit (hobli/ GP)	GP/ HOBLI	Crop	IRR_R F	Area_Sown_Ha	No_CCEs_Conducted	Average Yield(Kg/Ha)	Name_Of_Higher_Level	No_cce_Conducted_Higher	Higher Average Yield(Kg/Ha)
13	Davangere	Davanagere	BELAVANUR	GP	PADDY	IRR	1183	4	6904.04			
14	Davangere	Davanagere	BETHUR	GP	PADDY	IRR	210			Hobli Level	53	6714.30
15	Davangere	Davanagere	NARAGANAHALLI	GP	PADDY	IRR	0			Hobli Level	48	6343.18
16	Davangere	Davanagere	TOLAHUNSE	GP	PADDY	IRR	165	4	6651.52			
17	Davangere	Davanagere	MATHI	GP	PADDY	IRR	433	4	5860.84			
18	Davangere	Davanagere	MALALAKERE	GP	PADDY	IRR	1036	4	7608.81			
19	Davangere	Davanagere	MUDAHADADI	GP	PADDY	IRR	1117	4	5331.12			
20	Davangere	Davanagere	SHYAGALE	GP	PADDY	IRR	1070	4	3775.52			
21	Davangere	Davanagere	LOKIKERE	GP	PADDY	IRR	810	4	7608.81			
22	Davangere	Davanagere	SHIRAMAGONDAN AHALLI	GP	PADDY	IRR	737	4	7691.33			
23	Davangere	Davanagere	ATTIGERE	GP	PADDY	IRR	228			Hobli Level	42	6403.81
24	Davangere	Davanagere	ANABERU	GP	PADDY	IRR	92	4	6461.71			


2

Government of Karnataka
Directorate of Economics and Statistics
GP Level Average Yield data for Summer season 2017-18

S.N	District	Taluk	Insurance Unit (hobli/ GP)	GP/ HOBLI	Crop	IRR_R F	Area_Sown_Ha	No_CCEs_Conducted	Average Yield(Kg/Ha)	Name_Of_Higher_Level	No_cce Conducted_Higher	Higher Average Yield(Kg/Ha)
25	Davangere	Davanagere	HADADI	GP	PADDY	IRR	752	4	4728.68			
26	Davangere	Davanagere	HUCHHAVVANAHALLI	GP	PADDY	IRR	0			Hobli Level	42	6403.81
27	Davangere	Davanagere	HEBBALU	GP	PADDY	IRR	0			Hobli Level	6	6328.02
28	Davangere	Davanagere	HONNUR	GP	PADDY	IRR	239			Hobli Level	6	6328.02
29	Davangere	Davanagere	IGURU	GP	PADDY	IRR	0			Hobli Level	59	6383.20
30	Davangere	Davanagere	GOPANALU	GP	PADDY	IRR	732	4	7106.64			
31	Davangere	Davanagere	KANAGONDANAHALLI	GP	PADDY	IRR	362	4	7658.32			
32	Davangere	Davanagere	HALEBATHI	GP	PADDY	IRR	230	4	7404.14			
33	Davangere	Harapanahalli	ANAJIGERE	GP	SUNFLOWER	IRR	0			Taluk Level	1	610.76
34	Davangere	Harapanahalli	CHATNIHALI	GP	SUNFLOWER	IRR	0			Taluk Level	1	610.76
35	Davangere	Harapanahalli	HALAVAGALU	GP	SUNFLOWER	IRR	5			Hobli Level	1	610.76
36	Davangere	Harapanahalli	HIREMEGALAGERE	GP	SUNFLOWER	IRR	0			Taluk Level	1	610.76

Government of Karnataka
Directorate of Economics and Statistics
GP Level Average Yield data for Summer season 2017-18

S.N	District	Taluk	Insurance Unit (hobli/ GP)	GP/ HOBLI	Crop	IRR_R F	Area_So wn_Ha	No_CCEs_Conducted	Average Yield(Kg/Ha)	Name_Of_Higher_Level	No_cce Conducted_Higher	Higher Average Yield(Kg/Ha)
37	Davangere	Harapanahalli	HOSAKOTE	GP	SUNFLOWER	IRR	0			Taluk Level	1	610.76
38	Davangere	Harapanahalli	MATTIHALLI	GP	SUNFLOWER	IRR	0			Taluk Level	1	610.76
39	Davangere	Harapanahalli	NANDIBEVUR	GP	SUNFLOWER	IRR	0			Taluk Level	1	610.76
40	Davangere	Harapanahalli	NITTUR	GP	SUNFLOWER	IRR	0			Hobli Level	1	610.76
41	Davangere	Harapanahalli	HUCHHANGIDURGA	GP	SUNFLOWER	IRR	0			Taluk Level	1	610.76


Joint Director
Crop insurance scheme Division
Directorate of Economics and Statistics



Government of Karnataka
Directorate of Economics and Statistics
GP Level Average Yield data for Summer season 2017-18

S.N	District	Taluk	Insurance Unit (hobli/ GP)	GP/ HOBLI	Crop	IRR_R F	Area_So wn_Ha	No_CCEs_Conducted	Average Yield(Kg/Ha)	Name_Of_Higher_Level	No_cce Conducted_Higher	Higher Average Yield(Kg/Ha)
1	Gadag	Mundargi	ALUR	GP	GROUNDNUT	IRR	6			Hobli Level	46	881.57
2	Gadag	Mundargi	BAGEWADI	GP	GROUNDNUT	IRR	58			Hobli Level	66	1008.33
3	Gadag	Mundargi	BIDARAHALLI	GP	GROUNDNUT	IRR	62	8	1229.74			
4	Gadag	Mundargi	DAMBAL	GP	GROUNDNUT	IRR	67	8	1015.71			
5	Gadag	Mundargi	HAMMIGI	GP	GROUNDNUT	IRR	154			Hobli Level	66	1008.33
6	Gadag	Mundargi	HAROGERI	GP	GROUNDNUT	IRR	87	8	911.21			
7	Gadag	Mundargi	HESARUR	GP	GROUNDNUT	IRR	221	8	1041.06			
8	Gadag	Mundargi	HIREWADDATTI	GP	GROUNDNUT	IRR	73	8	439.51			
9	Gadag	Mundargi	KALAKERI	GP	GROUNDNUT	IRR	51	8	1278.58			
10	Gadag	Mundargi	KORLAHALLI	GP	GROUNDNUT	IRR	46	8	1448.39			
11	Gadag	Mundargi	SHINGALALUR	GP	GROUNDNUT	IRR	125	8	1156.49			
12	Gadag	Mundargi	BIDANALA	GP	GROUNDNUT	IRR	129	8	471.70			

8

Government of Karnataka
Directorate of Economics and Statistics
GP Level Average Yield data for Summer season 2017-18

S.N	District	Taluk	Insurance Unit (hobli/ GP)	GP/ HOBLI	Crop	IRR_R F	Area_So wn_Ha	No_CCEs_Conducted	Average Yield(Kg/Ha)	Name_Of_Higher_Level	No_cce Conducted_Higher	Higher Average Yield(Kg/Ha)
13	Gadag	Mundargi	MURADI	GP	GROUNDNUT	IRR	72	8	1181.91			
14	Gadag	Mundargi	SHIVAJINAGAR	GP	GROUNDNUT	IRR	49	8	805.77			
15	Gadag	Mundargi	Mundargi (ULB)	GP	GROUNDNUT	IRR	28	8	648.17			
16	Gadag	Ron	ABBIGERI	GP	GROUNDNUT	IRR	12	8	934.41			
17	Gadag	Ron	ASUTI	GP	GROUNDNUT	IRR	1			Hobli Level	23	881.53
18	Gadag	Ron	CHIKKAMANNUR	GP	GROUNDNUT	IRR	9			Hobli Level	71	686.29
19	Gadag	Ron	D S HADAGALI	GP	GROUNDNUT	IRR	0			Hobli Level	62	684.05
20	Gadag	Ron	GOGERI	GP	GROUNDNUT	IRR	22	8	776.91			
21	Gadag	Ron	HIREHALA	GP	GROUNDNUT	IRR	22	8	997.78			
22	Gadag	Ron	HUNAGUNDI	GP	GROUNDNUT	IRR	52	8	1158.71			
23	Gadag	Ron	ITAGI	GP	GROUNDNUT	IRR	3			Hobli Level	71	686.29
24	Gadag	Ron	JAKKALI	GP	GROUNDNUT	IRR	0			Hobli Level	62	684.05

8

Government of Karnataka
Directorate of Economics and Statistics
GP Level Average Yield data for Summer season 2017-18

S.N	District	Taluk	Insurance Unit (hobli/ GP)	GP/ HOBLI	Crop	IRR_R F	Area_So wn_Ha	No_CCEs_Conducted	Average Yield(Kg/Ha)	Name_Of _Higher_ Level	No_cce Conducted_ Higher	Higher Average Yield(Kg/Ha)
25	Gadag	Ron	KOTBAL	GP	GROUNDNUT	IRR	3			Hobli Level	71	686.29
26	Gadag	Ron	KUNTOGI	GP	GROUNDNUT	IRR	154	8	761.37			
27	Gadag	Ron	KURADAGI	GP	GROUNDNUT	IRR	0			Hobli Level	62	684.05
28	Gadag	Ron	LAKKALAKATTI	GP	GROUNDNUT	IRR	75	8	410.01			
29	Gadag	Ron	MADALAGERI	GP	GROUNDNUT	IRR	28	8	812.43			
30	Gadag	Ron	MLLAPUR	GP	GROUNDNUT	IRR	12			Hobli Level	23	881.53
31	Gadag	Ron	MUSHIGERI	GP	GROUNDNUT	IRR	43	8	704.77			
32	Gadag	Ron	NIDAGUNDI	GP	GROUNDNUT	IRR	0			Hobli Level	62	684.05
33	Gadag	Ron	RAJURU	GP	GROUNDNUT	IRR	98	8	710.21			
34	Gadag	Ron	RAMAPUR	GP	GROUNDNUT	IRR	202	8	768.89			
35	Gadag	Ron	SHANTAGERI	GP	GROUNDNUT	IRR	114	8	708.32			
36	Gadag	Ron	SUDI	GP	GROUNDNUT	IRR	24	8	784.44			

87

Government of Karnataka
Directorate of Economics and Statistics
GP Level Average Yield data for Summer season 2017-18

S.N	District	Taluk	Insurance Unit (hobli/ GP)	GP/ HOBLI	Crop	IRR_R F	Area_Sown_Ha	No_CCEs_Conducted	Average Yield(Kg/Ha)	Name_Of_Higher_Level	No_cce Conducted_Higher	Higher Average Yield(Kg/Ha)
37	Gadag	Ron	AMARAGOL	GP	GROUNDNUT	IRR	182	8	876.80			
38	Gadag	Ron	GULAGULI	GP	GROUNDNUT	IRR	38	8	784.68			
39	Gadag	Ron	Gajendragud(ULB)	GP	GROUNDNUT	IRR	65	8	506.10			
40	Gadag	Ron	Ron (ULB)	GP	GROUNDNUT	IRR	3			Hobli Level	71	686.29
41	Gadag	Ron	Naregal(ULB)	GP	GROUNDNUT	IRR	14	8	669.26			
42	Gadag	Shirahatti	ADARAHALLI	GP	GROUNDNUT	IRR	96	8	1126.52			
43	Gadag	Shirahatti	ADARAKATTI	GP	GROUNDNUT	IRR	73	8	772.47			
44	Gadag	Shirahatti	BALEHOSUR	GP	GROUNDNUT	IRR	125	8	1140.95			
45	Gadag	Shirahatti	BANNIKOPPA	GP	GROUNDNUT	IRR	81	8	871.70			
46	Gadag	Shirahatti	BATTUR	GP	GROUNDNUT	IRR	74	8	619.31			
47	Gadag	Shirahatti	CHABBI	GP	GROUNDNUT	IRR	59	8	625.97			
48	Gadag	Shirahatti	DODDUR	GP	GROUNDNUT	IRR	207	8	781.35			

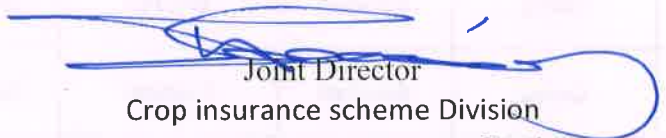
Government of Karnataka
Directorate of Economics and Statistics
GP Level Average Yield data for Summer season 2017-18

S.N	District	Taluk	Insurance Unit (hobli/ GP)	GP/ HOBLI	Crop	IRR_R F	Area_So wn_Ha	No_CCEs_Conducted	Average Yield(Kg/Ha)	Name_Of_Higher_Level	No_cce Conducted_Higher	Higher Average Yield(Kg/Ha)
49	Gadag	Shirahatti	GOJANUR	GP	GROUNDNUT	IRR	26	8	577.14			
50	Gadag	Shirahatti	HEBBAL	GP	GROUNDNUT	IRR	101	8	679.24			
51	Gadag	Shirahatti	ITIGI	GP	GROUNDNUT	IRR	151	8	591.56			
52	Gadag	Shirahatti	KADKOL	GP	GROUNDNUT	IRR	48	8	688.12			
53	Gadag	Shirahatti	KOGANUR	GP	GROUNDNUT	IRR	215	8	589.35			
54	Gadag	Shirahatti	KONCHIGERI	GP	GROUNDNUT	IRR	79	8	823.53			
55	Gadag	Shirahatti	MACHANAHALLI	GP	GROUNDNUT	IRR	76	8	707.01			
56	Gadag	Shirahatti	MAGADI	GP	GROUNDNUT	IRR	11	8	594.26			
57	Gadag	Shirahatti	P-BADNI	GP	GROUNDNUT	IRR	41	8	330.74			
58	Gadag	Shirahatti	RAMGIRI	GP	GROUNDNUT	IRR	12	8	789.12			
59	Gadag	Shirahatti	RANATUR	GP	GROUNDNUT	IRR	77	8	998.89			
60	Gadag	Shirahatti	SHIGLI	GP	GROUNDNUT	IRR	23	8	679.24			

(2)

Government of Karnataka
Directorate of Economics and Statistics
GP Level Average Yield data for Summer season 2017-18

S.N	District	Taluk	Insurance Unit (hobli/ GP)	GP/ HOBLI	Crop	IRR_R F	Area_So wn_Ha	No_CCEs_Conducted	Average Yield(Kg/Ha)	Name_Of_Higher_Level	No_cce Conducted_Higher	Higher Average Yield(Kg/Ha)
61	Gadag	Shirahatti	SURANAGI	GP	GROUNDNUT	IRR	185	8	997.78			
62	Gadag	Shirahatti	TARIKOPPA	GP	GROUNDNUT	IRR	53	8	586.02			
63	Gadag	Shirahatti	YALAVATTI	GP	GROUNDNUT	IRR	1			Hobli Level	94	758.59
64	Gadag	Shirahatti	VADAVI	GP	GROUNDNUT	IRR	100	8	605.99			
65	Gadag	Shirahatti	GOVANALA	GP	GROUNDNUT	IRR	102	8	592.68			
66	Gadag	Shirahatti	MAJJOORU	GP	GROUNDNUT	IRR	50	8	435.69			
67	Gadag	Shirahatti	Lakshmeshwara (ULB)	GP	GROUNDNUT	IRR	77			Hobli Level	94	758.59


Joint Director
Crop insurance scheme Division
Directorate of Economics and Statistics



Government of Karnataka
Directorate of Economics and Statistics
GP Level Average Yield data for Summer season 2017-18

S.N	District	Taluk	Insurance Unit (hobli/ GP)	GP/ HOBLI	Crop	IRR_R F	Area_So wn_Ha	No_CCEs_Conducted	Average Yield(Kg/Ha)	Name_Of _Higher_ Level	No_cce Conducted_ Higher	Higher Average Yield(Kg/Ha)
1	Haveri	Haveri	KALLIHAL	GP	GROUNDNUT	IRR	0			Taluk Level	34	999.25
2	Haveri	Haveri	YALAGACHCHA	GP	GROUNDNUT	IRR	1			Taluk Level	34	999.25
3	Haveri	Haveri	HOSARITTI	GP	GROUNDNUT	IRR	4			Hobli Level	34	999.25
4	Haveri	Haveri	MAROL	GP	GROUNDNUT	IRR	50			Hobli Level	34	999.25
5	Haveri	Haveri	HALAGI	GP	GROUNDNUT	IRR	34	8	1194.23			
6	Haveri	Haveri	BELAVAGI	GP	GROUNDNUT	IRR	11			Hobli Level	34	999.25
7	Haveri	Haveri	MEVUNDI	GP	GROUNDNUT	IRR	4			Hobli Level	34	999.25
8	Haveri	Haveri	HAVANUR	GP	GROUNDNUT	IRR	0			Hobli Level	34	999.25
9	Haveri	Haveri	KURAGUND	GP	GROUNDNUT	IRR	0			Hobli Level	34	999.25
10	Haveri	Haveri	Guttal(ULB)	GP	GROUNDNUT	IRR	18	8	803.55			
11	Haveri	Savanur	CHILLURABADNI	GP	GROUNDNUT	IRR	18	8	508.32			
12	Haveri	Savanur	MANTRODI	GP	GROUNDNUT	IRR	6			Hobli Level	21	481.58

9

Government of Karnataka
Directorate of Economics and Statistics
GP Level Average Yield data for Summer season 2017-18

S.N	District	Taluk	Insurance Unit (hobli/ GP)	GP/ HOBLI	Crop	IRR_R F	Area_Sown_Ha	No_CCEs_Conducted	Average Yield(Kg/Ha)	Name_Of_Higher_Level	No_cce_Conducted_Higher	Higher Average Yield(Kg/Ha)
13	Haveri	Savanur	TEVARAMELIHALL	GP	GROUNDNUT	IRR	3			Hobli Level	21	481.58
14	Haveri	Savanur	TONDUR	GP	GROUNDNUT	IRR	6			Hobli Level	21	481.58
15	Haveri	Savanur	HIREMUGUDUR	GP	GROUNDNUT	IRR	34	8	466.15			
16	Haveri	Savanur	HUVINASHIGLI	GP	GROUNDNUT	IRR	10			Hobli Level	22	621.13
17	Haveri	Savanur	HESARUR	GP	GROUNDNUT	IRR	46			Hobli Level	22	621.13
18	Haveri	Savanur	ICHCHANGI	GP	GROUNDNUT	IRR	16			Hobli Level	22	621.13


Joint Director
Crop insurance scheme Division
Directorate of Economics and Statistics

(8)

Government of Karnataka
Directorate of Economics and Statistics
GP Level Average Yield data for Summer season 2017-18

S.N	District	Taluk	Insurance Unit (hobli/ GP)	GP/ HOBLI	Crop	IRR_R F	Area_So wn_Ha	No_CCEs_Conducted	Average Yield(Kg/Ha)	Name_Of_Higher_Level	No_cce Conducted_Higher	Higher Average Yield(Kg/Ha)
1	Kalaburgi	Afzalpur	Afzalpura (ULB)	GP	GROUNDNUT	IRR	51	8	1503.88			
2	Kalaburgi	Jevargi	NELOGI	GP	GROUNDNUT	IRR	4			Hobli Level	48	1347.99
3	Kalaburgi	Jevargi	KALLUR (K)	GP	GROUNDNUT	IRR	2			Hobli Level	44	1097.77
4	Kalaburgi	Jevargi	BIRAL (B)	GP	GROUNDNUT	IRR	3			Hobli Level	2	1465.04
5	Kalaburgi	Jevargi	SONNA	GP	GROUNDNUT	IRR	13	8	1316.31			
6	Kalaburgi	Jevargi	ALLOOR	GP	GROUNDNUT	IRR	4			Hobli Level	11	887.90
7	Kalaburgi	Jevargi	HIPPARGA -S-N	GP	GROUNDNUT	IRR	2	8	1568.26			
8	Kalaburgi	Jevargi	KUKNUR	GP	GROUNDNUT	IRR	55	8	1752.49			
9	Kalaburgi	Jevargi	YADRAMI	GP	GROUNDNUT	IRR	62	8	1879.02			
10	Kalaburgi	Jevargi	MALLI	GP	GROUNDNUT	IRR	2			Hobli Level	54	1642.78
11	Kalaburgi	Jevargi	MAGANGERA	GP	GROUNDNUT	IRR	34			Hobli Level	54	1642.78
12	Kalaburgi	Jevargi	WADGERA	GP	GROUNDNUT	IRR	0			Hobli Level	54	1642.78

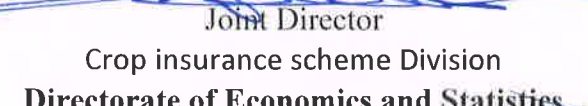
21

Government of Karnataka
Directorate of Economics and Statistics
GP Level Average Yield data for Summer season 2017-18

S.N	District	Taluk	Insurance Unit (hobli/ GP)	GP/ HOBLI	Crop	IRR_R F	Area_So wn_Ha	No_CCEs_ Conducted	Average Yield(Kg/Ha)	Name_Of _Higher_ Level	No_cce Conducted_ Higher	Higher Average Yield(Kg/Ha)
13	Kalaburgi	Jevargi	KURALGERA	GP	GROUNDNUT	IRR	22	8	1866.81			
14	Kalaburgi	Jevargi	ARALAGUNDAGI	GP	GROUNDNUT	IRR	29	8	1229.74			
15	Kalaburgi	Jevargi	KADKOL	GP	GROUNDNUT	IRR	8	8	1780.24			
16	Kalaburgi	Jevargi	MANDEWAL	GP	GROUNDNUT	IRR	4	8	1142.06			
17	Kalaburgi	Jevargi	JERATAGI	GP	GROUNDNUT	IRR	24	8	791.34			
18	Kalaburgi	Jevargi	ANKALGA	GP	GROUNDNUT	IRR	14	8	1045.50			
19	Kalaburgi	Jevargi	ITGA	GP	GROUNDNUT	IRR	8	8	1107.66			
20	Kalaburgi	Jevargi	KALLUR (K)	GP	PADDY	IRR	0			Taluk Level	4	2946.14
21	Kalaburgi	Jevargi	KOLKUR	GP	PADDY	IRR	0			Taluk Level	4	2946.14
22	Kalaburgi	Jevargi	YALWAR	GP	PADDY	IRR	68	4	2946.14			
23	Kalaburgi	Jevargi	IJERI	GP	PADDY	IRR	0			Taluk Level	4	2946.14
24	Kalaburgi	Jevargi	SONNA	GP	PADDY	IRR	0			Taluk Level	12	3881.43

Government of Karnataka
Directorate of Economics and Statistics
GP Level Average Yield data for Summer season 2017-18

S.N	District	Taluk	Insurance Unit (hobli/ GP)	GP/ HOBLI	Crop	IRR_R F	Area_So wn_Ha	No_CCEs_ Conducted	Average Yield(Kg/Ha)	Name_Of _Higher_ Level	No_cce Conducted_ Higher	Higher Average Yield(Kg/Ha)
25	Kalaburgi	Jevargi	YALAGOD	GP	PADDY	IRR	18			Hobli Level	8	4349.07
26	Kalaburgi	Jevargi	HIPPARGA -S-N	GP	PADDY	IRR	0			Taluk Level	12	3647.61
27	Kalaburgi	Jevargi	KUKNUR	GP	PADDY	IRR	0			Hobli Level	8	4349.07
28	Kalaburgi	Jevargi	YADRAMI	GP	PADDY	IRR	0			Hobli Level	8	4349.07
29	Kalaburgi	Jevargi	WADGERA	GP	PADDY	IRR	133	4	5884.03			
30	Kalaburgi	Jevargi	KURALGERA	GP	PADDY	IRR	775	4	2814.11			
31	Kalaburgi	Jevargi	KADKOL	GP	PADDY	IRR	0			Hobli Level	8	4349.07
32	Kalaburgi	Jevargi	JERATAGI	GP	PADDY	IRR	0			Taluk Level	4	2946.14
33	Kalaburgi	Jevargi	ITGA	GP	PADDY	IRR	0			Taluk Level	4	2946.14
34	Kalaburgi	Kalaburgi	KINNISADAK	GP	GROUNDNUT	IRR	3			Hobli Level	4	918.98


Joint Director
Crop insurance scheme Division
Directorate of Economics and Statistics

Government of Karnataka
Directorate of Economics and Statistics
GP Level Average Yield data for Summer season 2017-18

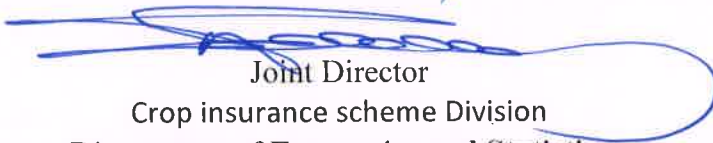
S.N	District	Taluk	Insurance Unit (hobli/ GP)	GP/ HOBLI	Crop	IRR_R F	Area_So wn_Ha	No_CCEs_Conducted	Average Yield(Kg/Ha)	Name_Of _Higher_ Level	No_cce Conducted_ Higher	Higher Average Yield(Kg/Ha)
1	Koppal	Koppal	ALWANDI	GP	GROUNDNUT	IRR	135	8	360.49			
2	Koppal	Koppal	KAVALOOR	GP	GROUNDNUT	IRR	0			Hobli Level	51	1051.66
3	Koppal	Koppal	HATTI	GP	GROUNDNUT	IRR	93			Hobli Level	51	1051.66
4	Koppal	Koppal	BETAGERI	GP	GROUNDNUT	IRR	62			Hobli Level	51	1051.66
5	Koppal	Koppal	MATTUR	GP	GROUNDNUT	IRR	770			Hobli Level	51	1051.66
6	Koppal	Koppal	KATARKI GUDLANUR	GP	GROUNDNUT	IRR	183			Hobli Level	51	1051.66
7	Koppal	Koppal	BISARALLI	GP	GROUNDNUT	IRR	56			Hobli Level	51	1051.66
8	Koppal	Koppal	HIRESINDOGI	GP	GROUNDNUT	IRR	92			Hobli Level	127	1143.17
9	Koppal	Koppal	HALAGERI	GP	GROUNDNUT	IRR	83	8	1245.28			
10	Koppal	Koppal	BOCHANAHALLI	GP	GROUNDNUT	IRR	346	8	1738.06			
11	Koppal	Koppal	KOLUR	GP	GROUNDNUT	IRR	259	8	923.42			
12	Koppal	Koppal	OJANAHALLI	GP	GROUNDNUT	IRR	323	8	1562.70			
13	Koppal	Koppal	MADINUR	GP	GROUNDNUT	IRR	174	8	736.96			

Government of Karnataka
Directorate of Economics and Statistics
GP Level Average Yield data for Summer season 2017-18

S.N	District	Taluk	Insurance Unit (hobli/ GP)	GP/ HOBLI	Crop	IRR_R F	Area_So wn_Ha	No_CCEs_ Conducted	Average Yield(Kg/Ha)	Name_Of _Higher_ Level	No_cce Conducted_ Higher	Higher Average Yield(Kg/Ha)
14	Koppal	Koppal	GONDABAL	GP	GROUNDNUT	IRR	303	8	1688.12			
15	Koppal	Koppal	GINIGERA	GP	GROUNDNUT	IRR	81	8	1260.38			
16	Koppal	Koppal	HIREBAGANAL	GP	GROUNDNUT	IRR	239	8	1681.55			
17	Koppal	Koppal	KUNIKERI	GP	GROUNDNUT	IRR	341	8	1697.00			
18	Koppal	Koppal	BAHADDURBANDI	GP	GROUNDNUT	IRR	227	8	1481.57			
19	Koppal	Koppal	IRKALGAD	GP	GROUNDNUT	IRR	304			Hobli Level	59	1295.61
20	Koppal	Koppal	KINNAL	GP	GROUNDNUT	IRR	24	8	1667.77			
21	Koppal	Koppal	LEBAGERI	GP	GROUNDNUT	IRR	425			Hobli Level	135	1320.03
22	Koppal	Koppal	HASAGAL	GP	GROUNDNUT	IRR	368			Hobli Level	59	1295.61
23	Koppal	Koppal	KALTAVARGERA	GP	GROUNDNUT	IRR	555	8	1213.27			
24	Koppal	Koppal	INDARGI	GP	GROUNDNUT	IRR	215	8	1082.13			
25	Koppal	Koppal	BUDGUMPA	GP	GROUNDNUT	IRR	446	8	1534.51			
26	Koppal	Koppal	CHIKKABOMMANAL	GP	GROUNDNUT	IRR	427	8	983.26			

Government of Karnataka
Directorate of Economics and Statistics
GP Level Average Yield data for Summer season 2017-18

S.N	District	Taluk	Insurance Unit (hobli/ GP)	GP/ HOBLI	Crop	IRR_R F	Area_So wn_Ha	No_CCEs_Conducted	Average Yield(Kg/Ha)	Name_Of_Higher_Level	No_cce_Conducted_Higher	Higher Average Yield(Kg/Ha)
27	Koppal	Koppal	HITNAL	GP	GROUNDNUT	IRR	5			Hobli Level	26	1604.70
28	Koppal	Koppal	BANDIHARLAPUR	GP	GROUNDNUT	IRR	10			Hobli Level	102	1557.95
29	Koppal	Koppal	SHIVAPUR	GP	GROUNDNUT	IRR	10			Hobli Level	26	1604.70
30	Koppal	Koppal	HULAGI	GP	GROUNDNUT	IRR	0			Hobli Level	26	1604.70
31	Koppal	Koppal	MUNIRABAD DAM	GP	GROUNDNUT	IRR	0			Hobli Level	26	1604.70
32	Koppal	Koppal	HOSALLI	GP	GROUNDNUT	IRR	0			Hobli Level	26	1604.70
33	Koppal	Koppal	AGALKERA	GP	GROUNDNUT	IRR	20	8	1358.95			
34	Koppal	Koppal	GULADALLI	GP	GROUNDNUT	IRR	102	8	1376.09			
35	Koppal	Koppal	Koppal (ULB)	GP	GROUNDNUT	IRR	210	8	1655.94			


Joint Director
Crop insurance scheme Division
Directorate of Economics and Statistics

②

Government of Karnataka
Directorate of Economics and Statistics
GP Level Average Yield data for Summer season 2017-18

S.N	District	Taluk	Insurance Unit (hobli/ GP)	GP/ HOBLI	Crop	IRR_R F	Area_So wn_Ha	No_CCEs_Conducted	Average Yield(Kg/Ha)	Name_Of_Higher_Level	No_cce Conducted_Higher	Higher Average Yield(Kg/Ha)
1	Mandya	Mandya	B.HOSUR	GP	PADDY	IRR	100	4	6313.16			
2	Mandya	Mandya	BELUR	GP	PADDY	IRR	175	4	4565.95			
3	Mandya	Mandya	BEVINAHALLY	GP	PADDY	IRR	170	4	2533.52			
4	Mandya	Mandya	BUDANUR	GP	PADDY	IRR	165	4	3837.41			
5	Mandya	Mandya	CHANDAGALU(B)	GP	PADDY	IRR	60	4	4208.78			
6	Mandya	Mandya	CHANDAGALU(D)	GP	PADDY	IRR	158	4	5741.68			
7	Mandya	Mandya	DUDDA	GP	PADDY	IRR	255	4	3399.21			
8	Mandya	Mandya	GANADALU	GP	PADDY	IRR	162			Hobli Level	9	6003.24
9	Mandya	Mandya	GOPALAPURA	GP	PADDY	IRR	173			Hobli Level	4	4349.07
10	Mandya	Mandya	H.MALLIGERE	GP	PADDY	IRR	135			Hobli Level	9	6003.24
11	Mandya	Mandya	HALUVADI	GP	PADDY	IRR	88	4	6911.47			
12	Mandya	Mandya	HALLEGERE	GP	PADDY	IRR	183	4	6194.74			

(Handwritten mark)

Government of Karnataka
Directorate of Economics and Statistics
GP Level Average Yield data for Summer season 2017-18

S.N	District	Taluk	Insurance Unit (hobli/ GP)	GP/ HOBLI	Crop	IRR_R F	Area_So wn_Ha	No_CCEs_Conducted	Average Yield(Kg/Ha)	Name_Of_Higher_Level	No_cce Conducted_Higher	Higher Average Yield(Kg/Ha)
13	Mandya	Mandya	HANAKERE	GP	PADDY	IRR	170	4	3342.26			
14	Mandya	Mandya	INDUVALU	GP	PADDY	IRR	69			Hobli Level	28	5543.96
15	Mandya	Mandya	HODAGHATTA	GP	PADDY	IRR	125	4	1922.83			
16	Mandya	Mandya	HOLALU	GP	PADDY	IRR	130			Hobli Level	9	6003.24
17	Mandya	Mandya	HULIVANA	GP	PADDY	IRR	135			Hobli Level	27	4007.31
18	Mandya	Mandya	HULLENAHALLY	GP	PADDY	IRR	95	4	6679.58			
19	Mandya	Mandya	KANNALI	GP	PADDY	IRR	285	4	4827.71			
20	Mandya	Mandya	KEELARA	GP	PADDY	IRR	160	4	2822.36			
21	Mandya	Mandya	KERAGODU	GP	PADDY	IRR	205	4	4526.50			
22	Mandya	Mandya	KOTHAHI	GP	PADDY	IRR	160	4	3688.87			
23	Mandya	Mandya	MANAGALA	GP	PADDY	IRR	135	4	4274.80			
24	Mandya	Mandya	MARAGOWDANAH ALLY	GP	PADDY	IRR	112			Hobli Level	27	4251.61

(2)

Government of Karnataka
Directorate of Economics and Statistics
GP Level Average Yield data for Summer season 2017-18

S.N	District	Taluk	Insurance Unit (hobli/ GP)	GP/ HOBLI	Crop	IRR_R F	Area_So wn_Ha	No_CCEs_Conducted	Average Yield(Kg/Ha)	Name_Of_Higher_Level	No_cce Conducted_Higher	Higher Average Yield(Kg/Ha)
25	Mandya	Mandya	MUTHEGERE	GP	PADDY	IRR	0			Hobli Level	2	5648.84
26	Mandya	Mandya	SANTHEKASALGERE	GP	PADDY	IRR	130	4	6725.79			
27	Mandya	Mandya	SATHANUR	GP	PADDY	IRR	225	4	4349.07			
28	Mandya	Mandya	SHIVALLY	GP	PADDY	IRR	252			Hobli Level	17	5617.70
29	Mandya	Mandya	SUNAGANAHALLY	GP	PADDY	IRR	4	4	5405.39			
30	Mandya	Mandya	THAGGAHALLY	GP	PADDY	IRR	159	4	5115.56			
31	Mandya	Mandya	THUBINAKERE	GP	PADDY	IRR	30	4	8372.16			
32	Mandya	Mandya	UMMADAHALLY	GP	PADDY	IRR	155	4	5790.12			
33	Mandya	Mandya	UPPARKANAHALLY	GP	PADDY	IRR	87	4	4072.61			
34	Mandya	Mandya	YELIYUR	GP	PADDY	IRR	54	4	5971.10			
35	Mandya	Mandya	ALAKERE	GP	PADDY	IRR	125			Hobli Level	11	3518.72
36	Mandya	Mandya	B.GOWDAGERE	GP	PADDY	IRR	85	4	5372.38			

(9)

Government of Karnataka
Directorate of Economics and Statistics
GP Level Average Yield data for Summer season 2017-18

S.N	District	Taluk	Insurance Unit (hobli/ GP)	GP/ HOBLI	Crop	IRR_R F	Area_So wn_Ha	No_CCEs_Conducted	Average Yield(Kg/Ha)	Name_Of_Higher_Level	No_cce Conducted_Higher	Higher Average Yield(Kg/Ha)
37	Mandya	Mandya	Mandya (ULB)	GP	PADDY	IRR	320			Hobli Level	4	4349.07
38	Mandya	Pandavapura	KENNALU	GP	PADDY	IRR	322	4	5108.30			
39	Mandya	Pandavapura	DODABYADARAHA LLI	GP	PADDY	IRR	336	4	4291.30			
40	Mandya	Pandavapura	HEREMARALLI	GP	PADDY	IRR	314	4	6519.48			
41	Mandya	Pandavapura	CIKKADE	GP	PADDY	IRR	296	4	6148.11			
42	Mandya	Pandavapura	BALAGATTA	GP	PADDY	IRR	0			Taluk Level	50	5102.61
43	Mandya	Pandavapura	DINKA	GP	PADDY	IRR	228			Hobli Level	36	4920.75
44	Mandya	Pandavapura	KANAGANAMARADI	GP	PADDY	IRR	386	4	6300.79			
45	Mandya	Pandavapura	TIRUMALASAGARA	GP	PADDY	IRR	389	4	2608.45			
46	Mandya	Pandavapura	HARAVU	GP	PADDY	IRR	368	4	5487.91			
47	Mandya	Pandavapura	ARALAKUPPE	GP	PADDY	IRR	286	4	4840.09			
48	Mandya	Pandavapura	KATTERI	GP	PADDY	IRR	331	4	4625.53			

Government of Karnataka
Directorate of Economics and Statistics
GP Level Average Yield data for Summer season 2017-18

S.N	District	Taluk	Insurance Unit (hobli/ GP)	GP/ HOBLI	Crop	IRR_R F	Area_So wn_Ha	No_CCEs_ Conducted	Average Yield(Kg/Ha)	Name_Of _Higher_ Level	No_cce Conducted_ Higher	Higher Average Yield(Kg/Ha)
49	Mandya	Pandavapura	NARAYANAPURA	GP	PADDY	IRR	292	4	3938.92			
50	Mandya	Pandavapura	KYATANAHALLI	GP	PADDY	IRR	306	4	5950.05			
51	Mandya	Pandavapura	KURUBARABETTA HALLI	GP	PADDY	IRR	308	4	5050.53			
52	Mandya	Srirangapatna	CHIKKA ANKANAHALLI	GP	PADDY	IRR	146			Hobli Level	13	4476.66
53	Mandya	Srirangapatna	MAHADEVAPURA	GP	PADDY	IRR	186	4	4456.35			
54	Mandya	Srirangapatna	NAGUVANAHALLI	GP	PADDY	IRR	258	4	5421.89			
55	Mandya	Srirangapatna	MELAPURA;	GP	PADDY	IRR	159	4	3977.71			
56	Mandya	Srirangapatna	PALAHALLI	GP	PADDY	IRR	163	4	2007.01			
57	Mandya	Srirangapatna	HOSAHALLI	GP	PADDY	IRR	177	4	6271.90			
58	Mandya	Srirangapatna	BELAGOLA	GP	PADDY	IRR	332	4	7691.33			
59	Mandya	Srirangapatna	HULIKERE	GP	PADDY	IRR	217	4	6676.27			
60	Mandya	Srirangapatna	DARASAGUPPE	GP	PADDY	IRR	251	4	5797.38			

8

Government of Karnataka
Directorate of Economics and Statistics
GP Level Average Yield data for Summer season 2017-18

S.N	District	Taluk	Insurance Unit (hobli/ GP)	GP/ HOBLI	Crop	IRR_R F	Area_Sown_Ha	No_CCEs_Conducted	Average Yield(Kg/Ha)	Name_Of_Higher_Level	No_cce_Conducted_Higher	Higher Average Yield(Kg/Ha)
61	Mandya	Srirangapatna	BALLENAHALLI	GP	PADDY	IRR	157	4	6226.51			
62	Mandya	Srirangapatna	T.M.HOSOORU	GP	PADDY	IRR	186	4	6709.28			
63	Mandya	Srirangapatna	MUNDUGADORE	GP	PADDY	IRR	191	4	5265.10			
64	Mandya	Srirangapatna	BALLEKERE	GP	PADDY	IRR	139	4	6329.67			
65	Mandya	Srirangapatna	TADAGAVADI	GP	PADDY	IRR	206	4	3251.49			
66	Mandya	Srirangapatna	KODIYALA	GP	PADDY	IRR	157	4	6296.66			


Joint Director
Crop insurance scheme Division
Directorate of Economics and Statistics

(9)

Government of Karnataka
Directorate of Economics and Statistics
GP Level Average Yield data for Summer season 2017-18

S.N	District	Taluk	Insurance Unit (hobli/ GP)	GP/ HOBLI	Crop	IRR_R F	Area_So wn_Ha	No_CCEs_Conducted	Average Yield(Kg/Ha)	Name_Of_Higher_Level	No_cce Conducted_Higher	Higher Average Yield(Kg/Ha)
1	Mysuru	Nanjangud	RAMPURA	GP	PADDY	IRR	138	4	5149.56			
2	Mysuru	Nanjangud	MARALURU	GP	PADDY	IRR	250	4	5190.83			
3	Mysuru	Nanjangud	THANDAVAPURA	GP	PADDY	IRR	121			Hobli Level	25	5075.75
4	Mysuru	Nanjangud	HULIMAVU	GP	PADDY	IRR	515	4	6317.29			
5	Mysuru	Nanjangud	HADINARU	GP	PADDY	IRR	315			Hobli Level	25	5075.75
6	Mysuru	Nanjangud	HOSAKOTE	GP	PADDY	IRR	478			Hobli Level	25	5075.75
7	Mysuru	Nanjangud	THUMNERALE	GP	PADDY	IRR	213	4	4819.46			
8	Mysuru	Nanjangud	THAYURU	GP	PADDY	IRR	36	4	5034.03			
9	Mysuru	Nanjangud	SUTHURU	GP	PADDY	IRR	215	4	7311.72			
10	Mysuru	Nanjangud	BILIGERE	GP	PADDY	IRR	120	4	3968.46			
11	Mysuru	Nanjangud	NAGARLE	GP	PADDY	IRR	86	4	3371.15			
12	Mysuru	Nanjangud	HORALAVADI	GP	PADDY	IRR	153	4	3688.87			



Government of Karnataka
Directorate of Economics and Statistics
GP Level Average Yield data for Summer season 2017-18

S.N	District	Taluk	Insurance Unit (hobli/ GP)	GP/ HOBLI	Crop	IRR_R F	Area_Sown_Ha	No_CCEs_Conducted	Average Yield(Kg/Ha)	Name_Of_Higher_Level	No_cce Conducted_Higher	Higher Average Yield(Kg/Ha)
13	Mysuru	Nanjangud	DEVARASANAHALI	GP	PADDY	IRR	15	4	6363.92			
14	Mysuru	Nanjangud	KALALE	GP	PADDY	IRR	10	4	4695.67			
15	Mysuru	Nanjangud	SINDHUVALLI	GP	PADDY	IRR	0			Hobli Level	19	4710.27
16	Mysuru	Nanjangud	NAVILURU	GP	PADDY	IRR	0			Hobli Level	19	4710.27
17	Mysuru	Nanjangud	DEVIRAMMANAHALLI	GP	PADDY	IRR	28	4	4291.30			
18	Mysuru	Nanjangud	DEBURU	GP	PADDY	IRR	169	4	5215.58			
19	Mysuru	Nanjangud	HEGGADAHALLI	GP	PADDY	IRR	26			Hobli Level	19	4710.27
20	Mysuru	Nanjangud	SHIRAMMALLI	GP	PADDY	IRR	35			Hobli Level	13	4486.31
21	Mysuru	Nanjangud	HULLAHALLI	GP	PADDY	IRR	15			Hobli Level	13	4486.31
22	Mysuru	Nanjangud	KURIHUNDI	GP	PADDY	IRR	35			Hobli Level	13	4486.31
23	Mysuru	Nanjangud	NALLITHALAPURA	GP	PADDY	IRR	59	4	4084.99			
24	Mysuru	Nanjangud	DUGGAHALLI	GP	PADDY	IRR	23	4	5380.63			


Government of Karnataka
Directorate of Economics and Statistics
GP Level Average Yield data for Summer season 2017-18

S.N	District	Taluk	Insurance Unit (hobli/ GP)	GP/ HOBLI	Crop	IRR_R F	Area_So wn_Ha	No_CCEs_Conducted	Average Yield(Kg/Ha)	Name_Of_Higher_Level	No_cce Conducted_Higher	Higher Average Yield(Kg/Ha)
25	Mysuru	Nanjangud	KEMPISIDDANAHU NDI	GP	PADDY	IRR	380			Hobli Level	25	5075.75
26	Mysuru	T-Narsipur	KODAGAHALLI	GP	PADDY	IRR	31	4	5298.11			
27	Mysuru	T-Narsipur	ANKANAHALLI	GP	PADDY	IRR	111	4	5190.82			
28	Mysuru	T-Narsipur	KETHUPURA	GP	PADDY	IRR	54	4	4712.18			
29	Mysuru	T-Narsipur	CHIDARAVALLI	GP	PADDY	IRR	6			Hobli Level	19	4643.12
30	Mysuru	T-Narsipur	MUTTHALAVADI	GP	PADDY	IRR	27	4	3713.63			
31	Mysuru	T-Narsipur	SOSALE	GP	PADDY	IRR	52	4	5182.57			
32	Mysuru	T-Narsipur	BENAKANAHALLI	GP	PADDY	IRR	18	4	4621.40			
33	Mysuru	T-Narsipur	THALAKADU	GP	PADDY	IRR	41	4	5483.79			
34	Mysuru	T-Narsipur	HOLESALU	GP	PADDY	IRR	60	4	4571.89			
35	Mysuru	T-Narsipur	T.DODDAPURA	GP	PADDY	IRR	28	4	4687.51			
36	Mysuru	T-Narsipur	HEMMIGE	GP	PADDY	IRR	56	4	4860.72			

91

Government of Karnataka
Directorate of Economics and Statistics
GP Level Average Yield data for Summer season 2017-18

S.N	District	Taluk	Insurance Unit (hobli/ GP)	GP/ HOBLI	Crop	IRR_R F	Area_So wn_Ha	No_CCEs_Conducted	Average Yield(Kg/Ha)	Name_Of_Higher_Level	No_cce_Conducted_Higher	Higher Average Yield(Kg/Ha)
37	Mysuru	T-Narsipur	MADAPURA	GP	PADDY	IRR	28	4	5355.87			
38	Mysuru	T-Narsipur	ALAGUDU	GP	PADDY	IRR	2	4	4937.47			
39	Mysuru	T-Narsipur	BYRAPURA	GP	PADDY	IRR	12	4	5657.09			
40	Mysuru	T-Narsipur	KIRAGASURU	GP	PADDY	IRR	64	4	4831.26			
41	Mysuru	T-Narsipur	GARGESHWARI	GP	PADDY	IRR	168	4	4357.32			
42	Mysuru	T-Narsipur	HOSAKOTE	GP	PADDY	IRR	110	4	4642.03			
43	Mysuru	T-Narsipur	THUMBALA	GP	PADDY	IRR	179	4	4860.72			
44	Mysuru	T-Narsipur	RANGASAMUDRA	GP	PADDY	IRR	43	4	5421.89			
45	Mysuru	T-Narsipur	Bannur(ULB)	GP	PADDY	IRR	95	4	4084.99			


Joint Director
Crop insurance scheme Division
Directorate of Economics and Statistics



Government of Karnataka
Directorate of Economics and Statistics
GP Level Average Yield data for Summer season 2017-18

S.N	District	Taluk	Insurance Unit (hobli/ GP)	GP/ HOBLI	Crop	IRR_R F	Area_So wn_Ha	No_CCEs_ Conducted	Average Yield(Kg/Ha)	Name_Of _Higher_ Level	No_cce Conducted_ Higher	Higher Average Yield(Kg/Ha)
1	Raichur	Devdurga	ALKOD	GP	GROUNDNUT	IRR				Hobli Level	24	1528.67
2	Raichur	Devdurga	GALAG	GP	GROUNDNUT	IRR				Hobli Level	26	1740.63
3	Raichur	Devdurga	AREKERA	GP	GROUNDNUT	IRR		8	1611.54			
4	Raichur	Devdurga	MUNDARGI	GP	GROUNDNUT	IRR				Hobli Level	26	1740.63
5	Raichur	Devdurga	KOPPAR	GP	GROUNDNUT	IRR				Hobli Level	15	1736.50
6	Raichur	Devdurga	HEMNAL	GP	GROUNDNUT	IRR				Hobli Level	15	1736.50
7	Raichur	Devdurga	JAGIR JADALADINNI	GP	GROUNDNUT	IRR				Hobli Level	24	1528.67
8	Raichur	Devdurga	MUSTUR	GP	GROUNDNUT	IRR				Hobli Level	24	1528.67
9	Raichur	Devdurga	KAREGUDDA	GP	GROUNDNUT	IRR				Hobli Level	15	1736.50
10	Raichur	Devdurga	KOTHDODDI	GP	GROUNDNUT	IRR		8	1584.90			
11	Raichur	Devdurga	PALKANMARADI	GP	GROUNDNUT	IRR		8	1972.25			

②

Government of Karnataka
Directorate of Economics and Statistics
GP Level Average Yield data for Summer season 2017-18

S.N	District	Taluk	Insurance Unit (hobli/ GP)	GP/ HOBLI	Crop	IRR_R F	Area_So wn_Ha	No_CCEs_Conducted	Average Yield(Kg/Ha)	Name_Of_Higher_Level	No_cce Conducted_Higher	Higher Average Yield(Kg/Ha)
12	Raichur	Devdurga	HOSUR SIDDAPUR	GP	GROUNDNUT	IRR				Hobli Level	26	1740.63
13	Raichur	Devdurga	MASARKAL	GP	GROUNDNUT	IRR				Hobli Level	15	1736.50
14	Raichur	Devdurga	NAGADADINNI	GP	GROUNDNUT	IRR				Hobli Level	24	1528.67
15	Raichur	Devdurga	GABBUR	GP	GROUNDNUT	IRR				Taluk Level	65	1661.41
16	Raichur	Devdurga	KARIDIGUDDA	GP	GROUNDNUT	IRR				Hobli Level	41	1740.04
17	Raichur	Devdurga	B. GANEKAL	GP	GROUNDNUT	IRR		8	1416.20			
18	Raichur	Devdurga	GANADHAL	GP	GROUNDNUT	IRR		8	1746.94			
19	Raichur	Devdurga	DONDAMBLI	GP	GROUNDNUT	IRR				Hobli Level	15	1736.50
20	Raichur	Devdurga	K. IRABGERA	GP	GROUNDNUT	IRR		8	1835.29			
21	Raichur	Devdurga	RAMADURGA	GP	GROUNDNUT	IRR				Hobli Level	24	1528.67
22	Raichur	Devdurga	CHINCHODI	GP	GROUNDNUT	IRR				Hobli Level	26	1740.63

Government of Karnataka
Directorate of Economics and Statistics
GP Level Average Yield data for Summer season 2017-18

S.N	District	Taluk	Insurance Unit (hobli/ GP)	GP/ HOBLI	Crop	IRR_R F	Area_So wn_Ha	No_CCEs_Conducted	Average Yield(Kg/Ha)	Name_Of _Higher_ Level	No_cce Conducted_Higher	Higher Average Yield(Kg/Ha)
23	Raichur	Devdurga	JALAHALLI	GP	GROUNDNUT	IRR				Hobli Level	26	1740.63
24	Raichur	Devdurga	KYADIGERA	GP	GROUNDNUT	IRR				Hobli Level	24	1528.67
25	Raichur	Devdurga	GUGAL	GP	GROUNDNUT	IRR				Hobli Level	15	1736.50
26	Raichur	Devdurga	JERABANDI	GP	GROUNDNUT	IRR				Hobli Level	15	1736.50
27	Raichur	Devdurga	HIREBUDUR	GP	GROUNDNUT	IRR				Hobli Level	15	1736.50
28	Raichur	Devdurga	MALADKAL	GP	GROUNDNUT	IRR				Hobli Level	24	1528.67
29	Raichur	Devdurga	Devadurga (ULB)	GP	GROUNDNUT	IRR				Hobli Level	15	1736.50
30	Raichur	Devdurga	ALKOD	GP	PADDY	IRR		4	519.91			
31	Raichur	Devdurga	GALAG	GP	PADDY	IRR		4	4834.32			
32	Raichur	Devdurga	AREKERA	GP	PADDY	IRR				Hobli Level	9	4885.48
33	Raichur	Devdurga	MUNDARGI	GP	PADDY	IRR				Hobli Level	8	4983.69

Government of Karnataka
Directorate of Economics and Statistics
GP Level Average Yield data for Summer season 2017-18

S.N	District	Taluk	Insurance Unit (hobli/ GP)	GP/ HOBLI	Crop	IRR_R F	Area_So wn_Ha	No_CCEs_ Conducted	Average Yield(Kg/Ha)	Name_Of _Higher_ Level	No_cce Conducted_ Higher	Higher Average Yield(Kg/Ha)
34	Raichur	Devdurga	KOPPAR	GP	PADDY	IRR				Hobli Level	10	2784.46
35	Raichur	Devdurga	HEMNAL	GP	PADDY	IRR				Hobli Level	21	4671.03
36	Raichur	Devdurga	JAGIR JADALADINNI	GP	PADDY	IRR				Hobli Level	9	4885.48
37	Raichur	Devdurga	MUSTUR	GP	PADDY	IRR				Hobli Level	20	4885.00
38	Raichur	Devdurga	KAREGUDDA	GP	PADDY	IRR				Hobli Level	10	2784.46
39	Raichur	Devdurga	KOTHDODDI	GP	PADDY	IRR				Hobli Level	9	4885.48
40	Raichur	Devdurga	PALKANMARADI	GP	PADDY	IRR				Hobli Level	8	4983.69
41	Raichur	Devdurga	HOSUR SIDDAPUR	GP	PADDY	IRR				Hobli Level	8	4983.69
42	Raichur	Devdurga	MASARKAL	GP	PADDY	IRR		4	1652.15			
43	Raichur	Devdurga	NAGADADINNI	GP	PADDY	IRR				Hobli Level	20	4884.51
44	Raichur	Devdurga	GABBUR	GP	PADDY	IRR				Hobli Level	11	4880.65

(2)

Government of Karnataka
Directorate of Economics and Statistics
GP Level Average Yield data for Summer season 2017-18

S.N	District	Taluk	Insurance Unit (hobli/ GP)	GP/ HOBLI	Crop	IRR_R F	Area_So wn_Ha	No_CCEs Conducted	Average Yield(Kg/Ha)	Name_Of _Higher_ Level	No_cce Conducted_Higher	Higher Average Yield(Kg/Ha)
45	Raichur	Devdurga	KARIDIGUDDA	GP	PADDY	IRR				Hobli Level	18	4669.51
46	Raichur	Devdurga	B. GANEKAL	GP	PADDY	IRR				Hobli Level	19	4360.22
47	Raichur	Devdurga	GANADHAL	GP	PADDY	IRR				Hobli Level	8	4983.69
48	Raichur	Devdurga	DONDAMBLI	GP	PADDY	IRR				Hobli Level	10	2784.46
49	Raichur	Devdurga	K. IRABGERA	GP	PADDY	IRR				Hobli Level	10	2784.46
50	Raichur	Devdurga	RAMADURGA	GP	PADDY	IRR		4	3632.09			
51	Raichur	Devdurga	CHINCHODI	GP	PADDY	IRR				Hobli Level	8	4983.69
52	Raichur	Devdurga	JALAHALLI	GP	PADDY	IRR				Hobli Level	8	4983.69
53	Raichur	Devdurga	KYADIGERA	GP	PADDY	IRR				Hobli Level	9	4885.48
54	Raichur	Devdurga	GUGAL	GP	PADDY	IRR		4	5230.44			
55	Raichur	Devdurga	JERABANDI	GP	PADDY	IRR				Hobli Level	10	2784.46

91

Government of Karnataka
Directorate of Economics and Statistics
GP Level Average Yield data for Summer season 2017-18

S.N	District	Taluk	Insurance Unit (hobli/ GP)	GP/ HOBLI	Crop	IRR_R F	Area_So wn_Ha	No_CCEs_Conducted	Average Yield(Kg/Ha)	Name_Of_Higher_Level	No_cce Conducted_Higher	Higher Average Yield(Kg/Ha)
56	Raichur	Devdurga	HIREBUDUR	GP	PADDY	IRR				Hobli Level	21	4181.92
57	Raichur	Devdurga	MALADKAL	GP	PADDY	IRR				Hobli Level	20	4881.45
58	Raichur	Devdurga	Devadurga (ULB)	GP	PADDY	IRR		4	2665.56			
59	Raichur	Manvi	ATNOOR	GP	PADDY	IRR				Hobli Level	6	4401.33
60	Raichur	Manvi	BAGALAWAD	GP	PADDY	IRR				Hobli Level	11	2442.44
61	Raichur	Manvi	BALLATAGI	GP	PADDY	IRR				Hobli Level	13	2298.67
62	Raichur	Manvi	BHOGAVATI	GP	PADDY	IRR				Hobli Level	17	2535.09
63	Raichur	Manvi	BAYAGWAT	GP	PADDY	IRR				Hobli Level	7	3813.84
64	Raichur	Manvi	CHAGABHAVI	GP	PADDY	IRR				Hobli Level	6	4401.33
65	Raichur	Manvi	CHIKKAKOTNIKAL	GP	PADDY	IRR		4	986.18			
66	Raichur	Manvi	GANA DINNY	GP	PADDY	IRR				Hobli Level	24	4495.24

31

Government of Karnataka
Directorate of Economics and Statistics
GP Level Average Yield data for Summer season 2017-18

S.N	District	Taluk	Insurance Unit (hobli/ GP)	GP/ HOBLI	Crop	IRR_R F	Area_So wn_Ha	No_CCEs_ Conducted	Average Yield(Kg/Ha)	Name_Of _Higher_ Level	No_cce Conducted_ Higher	Higher Average Yield(Kg/Ha)
67	Raichur	Manvi	GORKAL	GP	PADDY	IRR		4	1650.50			
68	Raichur	Manvi	HALAPURA	GP	PADDY	IRR				Hobli Level	4	3375.27
69	Raichur	Manvi	HARVI	GP	PADDY	IRR		4	1733.03			
70	Raichur	Manvi	HIRE KOTNIKAL	GP	PADDY	IRR				Hobli Level	7	3813.84
71	Raichur	Manvi	JANEKAL	GP	PADDY	IRR				Hobli Level	18	3128.14
72	Raichur	Manvi	K. GUDADINNY	GP	PADDY	IRR				Hobli Level	6	4401.33
73	Raichur	Manvi	KALLUR	GP	PADDY	IRR		4	3309.25			
74	Raichur	Manvi	KAPPAGAL	GP	PADDY	IRR				Hobli Level	31	4159.14
75	Raichur	Manvi	KURDI	GP	PADDY	IRR		4	2583.03			
76	Raichur	Manvi	MADAGIRI	GP	PADDY	IRR				Hobli Level	25	4448.29
77	Raichur	Manvi	MADLAPUR	GP	PADDY	IRR				Hobli Level	6	2005.36

Government of Karnataka
Directorate of Economics and Statistics
GP Level Average Yield data for Summer season 2017-18

S.N	District	Taluk	Insurance Unit (hobli/ GP)	GP/ HOBLI	Crop	IRR_R F	Area_Sown_Ha	No_CCEs_Conducted	Average Yield(Kg/Ha)	Name_Of_Higher_Level	No_cce_Conducted_Higher	Higher Average Yield(Kg/Ha)
78	Raichur	Manvi	MALLAT	GP	PADDY	IRR		4	2913.96			
79	Raichur	Manvi	NAKKUNDI	GP	PADDY	IRR		4	1328.16			
80	Raichur	Manvi	NAVALKAL	GP	PADDY	IRR		4	2063.13			
81	Raichur	Manvi	NEER MANVI	GP	PADDY	IRR		4	6552.49			
82	Raichur	Manvi	PAMANA KALLUR	GP	PADDY	IRR				Taluk Level	66	3449.91
83	Raichur	Manvi	POTNAL	GP	PADDY	IRR				Hobli Level	7	3813.84
84	Raichur	Manvi	SADAPUR	GP	PADDY	IRR		4	4796.43			
85	Raichur	Manvi	SANGAPURA	GP	PADDY	IRR				Hobli Level	25	4506.98
86	Raichur	Manvi	TORAN DINNY	GP	PADDY	IRR		4	3375.27			
87	Raichur	Manvi	UTAKANOOR	GP	PADDY	IRR		4	4606.96			
88	Raichur	Manvi	Kavithala(ULB)	GP	PADDY	IRR				Hobli Level	2	2154.90

(9)

Government of Karnataka
Directorate of Economics and Statistics
GP Level Average Yield data for Summer season 2017-18

S.N	District	Taluk	Insurance Unit (hobli/ GP)	GP/ HOBLI	Crop	IRR_R F	Area_So wn_Ha	No_CCEs_Conducted	Average Yield(Kg/Ha)	Name_Of _Higher_ Level	No_cce Conducted_Higher	Higher Average Yield(Kg/Ha)
89	Raichur	Manvi	Siravara(ULB)	GP	PADDY	IRR		4	5322.86			
90	Raichur	Raichur	KADLUR	GP	GROUNDNUT	IRR				Hobli Level	4	994.45
91	Raichur	Raichur	BAYIDODDI	GP	GROUNDNUT	IRR				Hobli Level	2	2024.41
92	Raichur	Raichur	GUNJAHALLI	GP	GROUNDNUT	IRR				Taluk Level	6	1337.77
93	Raichur	Raichur	YERGERA	GP	GROUNDNUT	IRR				Taluk Level	6	1337.77
94	Raichur	Raichur	JAMBALDINNI	GP	GROUNDNUT	IRR				Taluk Level	6	1337.77
95	Raichur	Raichur	GANADHAL	GP	GROUNDNUT	IRR				Taluk Level	6	1337.77
96	Raichur	Raichur	BICHALI	GP	GROUNDNUT	IRR				Taluk Level	6	1337.77
97	Raichur	Raichur	CHANDRABANDA	GP	GROUNDNUT	IRR				Hobli Level	2	2024.41
98	Raichur	Raichur	SHAKAWADI	GP	GROUNDNUT	IRR				Hobli Level	2	2024.41
99	Raichur	Raichur	MAMDAPUR	GP	GROUNDNUT	IRR				Taluk Level	6	1337.77

Government of Karnataka
Directorate of Economics and Statistics
GP Level Average Yield data for Summer season 2017-18

S.N	District	Taluk	Insurance Unit (hobli/ GP)	GP/ HOBLI	Crop	IRR_R F	Area_So wn_Ha	No_CCEs_Conducted	Average Yield(Kg/Ha)	Name_Of_Higher_Level	No_cce Conducted_Higher	Higher Average Yield(Kg/Ha)
100	Raichur	Raichur	TALAMARI	GP	GROUNDNUT	IRR				Taluk Level	6	1337.77
101	Raichur	Raichur	SAGAMKUNTA	GP	GROUNDNUT	IRR				Hobli Level	4	994.45
102	Raichur	Raichur	GILLESUGUR	GP	GROUNDNUT	IRR				Taluk Level	6	1337.77
103	Raichur	Raichur	MATMARI	GP	GROUNDNUT	IRR				Taluk Level	6	1337.77
104	Raichur	Raichur	MARCHATAL	GP	GROUNDNUT	IRR				Taluk Level	6	1337.77
105	Raichur	Raichur	BIJANGERA	GP	GROUNDNUT	IRR				Taluk Level	6	1337.77
106	Raichur	Raichur	KAMALAPUR	GP	GROUNDNUT	IRR				Taluk Level	6	1337.77
107	Raichur	Raichur	SINGANODI	GP	GROUNDNUT	IRR				Hobli Level	2	2024.41
108	Raichur	Raichur	YADLAPUR	GP	GROUNDNUT	IRR				Hobli Level	4	994.45
109	Raichur	Raichur	DEVASUGUR	GP	GROUNDNUT	IRR				Hobli Level	4	994.45
110	Raichur	Raichur	CHIKKASUGUR	GP	GROUNDNUT	IRR				Taluk Level	6	1337.77

①

Government of Karnataka
Directorate of Economics and Statistics
GP Level Average Yield data for Summer season 2017-18

S.N	District	Taluk	Insurance Unit (hobli/ GP)	GP/ HOBLI	Crop	IRR_R F	Area_So wn_Ha	No_CCEs_Conducted	Average Yield(Kg/Ha)	Name_Of _Higher_ Level	No_cce Conducted_Higher	Higher Average Yield(Kg/Ha)
111	Raichur	Raichur	L.K. DODDI	GP	GROUNDNUT	IRR				Taluk Level	6	1337.77
112	Raichur	Raichur	POORTHIPLI	GP	GROUNDNUT	IRR				Taluk Level	6	1337.77
113	Raichur	Raichur	ATKOOR	GP	GROUNDNUT	IRR				Hobli Level	2	2024.41
114	Raichur	Raichur	YAPALDINNI	GP	GROUNDNUT	IRR				Hobli Level	2	2024.41
115	Raichur	Raichur	MITTIMALKAPUR	GP	GROUNDNUT	IRR				Taluk Level	6	1337.77
116	Raichur	Raichur	Raichur (ULB)	GP	GROUNDNUT	IRR				Taluk Level	6	1337.77
117	Raichur	Raichur	KADLUR	GP	PADDY	IRR		4	5380.63			
118	Raichur	Raichur	BAYIDODDI	GP	PADDY	IRR		4	5384.76			
119	Raichur	Raichur	YERGERA	GP	PADDY	IRR		4	1964.10			
120	Raichur	Raichur	JAMBALDINNI	GP	PADDY	IRR		4	1654.63			
121	Raichur	Raichur	GANADHAL	GP	PADDY	IRR		4	1452.44			
122	Raichur	Raichur	JAGERKAL	GP	PADDY	IRR				Hobli Level	38	4934.62

21

Government of Karnataka
Directorate of Economics and Statistics
GP Level Average Yield data for Summer season 2017-18

S.N	District	Taluk	Insurance Unit (hobli/ GP)	GP/ HOBLI	Crop	IRR_R F	Area_So wn_Ha	No_CCEs_Conducted	Average Yield(Kg/Ha)	Name_Of_Higher_Level	No_cce Conducted_Higher	Higher Average Yield(Kg/Ha)
123	Raichur	Raichur	BICHALI	GP	PADDY	IRR		4	1167.90			
124	Raichur	Raichur	IDAPANUR	GP	PADDY	IRR				Hobli Level	13	1568.03
125	Raichur	Raichur	CHANDRABANDA	GP	PADDY	IRR		4	5776.75			
126	Raichur	Raichur	SHAKAWADI	GP	PADDY	IRR		4	2979.15			
127	Raichur	Raichur	KALMALA	GP	PADDY	IRR		4	4893.73			
128	Raichur	Raichur	MAMDAPUR	GP	PADDY	IRR				Hobli Level	11	5037.21
129	Raichur	Raichur	TALAMARI	GP	PADDY	IRR		4	2285.94			
130	Raichur	Raichur	SAGAMKUNTA	GP	PADDY	IRR		4	5644.71			
131	Raichur	Raichur	GILLESUGUR	GP	PADDY	IRR				Hobli Level	13	1568.03
132	Raichur	Raichur	MATMARI	GP	PADDY	IRR				Hobli Level	13	1568.03
133	Raichur	Raichur	MARCHATAL	GP	PADDY	IRR				Hobli Level	25	3375.68
134	Raichur	Raichur	BIJANGERA	GP	PADDY	IRR		4	6214.13			

(8)

Government of Karnataka
Directorate of Economics and Statistics
GP Level Average Yield data for Summer season 2017-18

S.N	District	Taluk	Insurance Unit (hobli/ GP)	GP/ HOBLI	Crop	IRR_R F	Area_So wn_Ha	No_CCEs_ Conducted	Average Yield(Kg/Ha)	Name_Of _Higher_ Level	No_cce Conducted_ Higher	Higher Average Yield(Kg/Ha)
135	Raichur	Raichur	KAMALAPUR	GP	PADDY	IRR		4	1803.17			
136	Raichur	Raichur	SINGANODI	GP	PADDY	IRR		4	3142.14			
137	Raichur	Raichur	YADLAPUR	GP	PADDY	IRR		4	1155.35			
138	Raichur	Raichur	DEVASUGUR	GP	PADDY	IRR		4	7881.14			
139	Raichur	Raichur	MANSLAPUR	GP	PADDY	IRR		4	2480.37			
140	Raichur	Raichur	CHIKKASUGUR	GP	PADDY	IRR				Hobli Level	23	5134.03
141	Raichur	Raichur	L.K. DODDI	GP	PADDY	IRR				Hobli Level	14	1714.16
142	Raichur	Raichur	POORTHIPLI	GP	PADDY	IRR				Hobli Level	27	1665.45
143	Raichur	Raichur	ATKOOR	GP	PADDY	IRR		4	1621.62			
144	Raichur	Raichur	YAPALDINNI	GP	PADDY	IRR		4	330.10			
145	Raichur	Raichur	MITTIMALKAPUR	GP	PADDY	IRR				Hobli Level	12	5327.68
146	Raichur	Sindhanur	JAWALAGERA	GP	PADDY	IRR				Hobli Level	3	661.30

②

Government of Karnataka
Directorate of Economics and Statistics
GP Level Average Yield data for Summer season 2017-18

S.N	District	Taluk	Insurance Unit (hobli/ GP)	GP/ HOBLI	Crop	IRR_R F	Area_So wn_Ha	No_CCEs_ Conducted	Average Yield(Kg/Ha)	Name_Of _Higher_ Level	No_cce Conducted_ Higher	Higher Average Yield(Kg/Ha)
147	Raichur	Sindhanur	TIDIGOL	GP	PADDY	IRR		4	9830.21			
148	Raichur	Sindhanur	KALMANGI	GP	PADDY	IRR				Taluk Level	91	4058.68
149	Raichur	Sindhanur	KOLABAL	GP	PADDY	IRR		4	3780.88			
150	Raichur	Sindhanur	CHENNALLI	GP	PADDY	IRR		4	6109.57			
151	Raichur	Sindhanur	PAGADADINNI	GP	PADDY	IRR				Hobli Level	4	8470.04
152	Raichur	Sindhanur	JALIHAI	GP	PADDY	IRR		4	3404.16			
153	Raichur	Sindhanur	RAMATNAL	GP	PADDY	IRR		4	2150.60			
154	Raichur	Sindhanur	RAGALPARVI	GP	PADDY	IRR				Hobli Level	13	2244.49
155	Raichur	Sindhanur	ROUDAKUNDA	GP	PADDY	IRR		4	4431.59			
156	Raichur	Sindhanur	DHADESUGUR	GP	PADDY	IRR				Hobli Level	10	2735.61
157	Raichur	Sindhanur	DEVARAGUDI	GP	PADDY	IRR				Hobli Level	4	8470.04
158	Raichur	Sindhanur	UDABAL	GP	PADDY	IRR		4	3755.71			


Government of Karnataka
Directorate of Economics and Statistics
GP Level Average Yield data for Summer season 2017-18

S.N	District	Taluk	Insurance Unit (hobli/ GP)	GP/ HOBLI	Crop	IRR_R F	Area_So wn_Ha	No_CCEs_Conducted	Average Yield(Kg/Ha)	Name_Of_Higher_Level	No_cce_Conducted_Higher	Higher Average Yield(Kg/Ha)
159	Raichur	Sindhanur	UMALUTI	GP	PADDY	IRR				Taluk Level	91	4058.68
160	Raichur	Sindhanur	BAPPUR	GP	PADDY	IRR		4	4379.27			
161	Raichur	Sindhanur	BASSAPUR	GP	PADDY	IRR		4	4910.24			
162	Raichur	Sindhanur	BHOOTALDINNI	GP	PADDY	IRR		4	11164.97			
163	Raichur	Sindhanur	BADARLI	GP	PADDY	IRR		4	1650.50			
164	Raichur	Sindhanur	VIRUPAPUR	GP	PADDY	IRR				Hobli Level	10	6232.88
165	Raichur	Sindhanur	MADASIRWAR	GP	PADDY	IRR				Hobli Level	10	2349.32
166	Raichur	Sindhanur	MUKKUNDA	GP	PADDY	IRR				Hobli Level	8	4631.92
167	Raichur	Sindhanur	GUNJALLI	GP	PADDY	IRR		4	4703.93			
168	Raichur	Sindhanur	GUDADUR	GP	PADDY	IRR		4	3976.72			
169	Raichur	Sindhanur	GUNDA	GP	PADDY	IRR				Hobli Level	10	6232.88
170	Raichur	Sindhanur	SALAGUNDA	GP	PADDY	IRR		4	3218.48			

Government of Karnataka
Directorate of Economics and Statistics
GP Level Average Yield data for Summer season 2017-18

S.N	District	Taluk	Insurance Unit (hobli/ GP)	GP/ HOBLI	Crop	IRR_R F	Area_So wn_Ha	No_CCEs_ Conducted	Average Yield(Kg/Ha)	Name_Of _Higher_ Level	No_cce Conducted_ Higher	Higher Average Yield(Kg/Ha)
171	Raichur	Sindhanur	SOMLAPUR	GP	PADDY	IRR		4	5537.43			
172	Raichur	Sindhanur	ALABNUR	GP	PADDY	IRR		4	1004.33			
173	Raichur	Sindhanur	HOSALLI E.J.	GP	PADDY	IRR				Hobli Level	17	5528.74
174	Raichur	Sindhanur	R.H. CAMP	GP	PADDY	IRR		4	3259.74			
175	Raichur	Sindhanur	GOUDAN BHAVI	GP	PADDY	IRR		4	2710.95			
176	Raichur	Sindhanur	GOREBAL	GP	PADDY	IRR				Hobli Level	7	5712.29
177	Raichur	Sindhanur	GONWAR	GP	PADDY	IRR				Hobli Level	7	2363.14
178	Raichur	Sindhanur	GANDHINAGAR	GP	PADDY	IRR		4	0.00			
179	Raichur	Sindhanur	Turvihal(ULB)	GP	PADDY	IRR				Taluk Level	91	4058.68
180	Raichur	Sindhanur	Balaganura(ULB)	GP	PADDY	IRR				Hobli Level	6	2137.67

21


Joint Director
Crop insurance scheme Division
Directorate of Economics and Statistics

Government of Karnataka
Directorate of Economics and Statistics
GP Level Average Yield data for Summer season 2017-18

S.N	District	Taluk	Insurance Unit (hobli/ GP)	GP/HOBLI	Crop	IRR_R F	Area_Sown_Ha	No_CCEs_Conducted	Average Yield(Kg/Ha)	Name_Of_Higher_Level	No_cce_Conducted_Higher	Higher Average Yield(Kg/Ha)
1	Shivamogga	Bhadravathi	DASARAKALLAHAL LI	GP	PADDY	IRR	72	4	5356.70			
2	Shivamogga	Bhadravathi	KALLAHALLI	GP	PADDY	IRR	223	4	4415.92			
3	Shivamogga	Bhadravathi	SYDARAKALLAHAL LI	GP	PADDY	IRR	14	4	5718.98			
4	Shivamogga	Bhadravathi	SIDLIPURA	GP	PADDY	IRR	26	4	4596.23			
5	Shivamogga	Bhadravathi	ARAHATHOLALU	GP	PADDY	IRR	66	4	4576.01			
6	Shivamogga	Bhadravathi	NIMBEGONDI	GP	PADDY	IRR	60	4	8182.36			
7	Shivamogga	Bhadravathi	VEERAPURA	GP	PADDY	IRR	12	4	5318.74			
8	Shivamogga	Bhadravathi	TADASA	GP	PADDY	IRR	78	4	4799.65			
9	Shivamogga	Bhadravathi	ATTIGUNDA	GP	PADDY	IRR	7	4	4283.05			
10	Shivamogga	Bhadravathi	KUDLIGERE	GP	PADDY	IRR	26	4	4162.15			
11	Shivamogga	Bhadravathi	DONABAGATTA	GP	PADDY	IRR	243	4	4724.56			
12	Shivamogga	Bhadravathi	KAMBADAL HOSURU	GP	PADDY	IRR	151	4	4835.97			

Government of Karnataka
Directorate of Economics and Statistics
GP Level Average Yield data for Summer season 2017-18

S.N	District	Taluk	Insurance Unit (hobli/ GP)	GP/ HOBLI	Crop	IRR_R F	Area_So wn_Ha	No_CCEs_Conducted	Average Yield(Kg/Ha)	Name_Of_Higher_Level	No_cce Conducted_Higher	Higher Average Yield(Kg/Ha)
13	Shivamogga	Bhadravathi	GUDAMAGATTA	GP	PADDY	IRR	42	4	4448.10			
14	Shivamogga	Bhadravathi	YEDEHALLI	GP	PADDY	IRR	43	4	4691.55			
15	Shivamogga	Bhadravathi	MARASHETTIHALLI	GP	PADDY	IRR	213	4	4877.23			
16	Shivamogga	Bhadravathi	AREBILACHI	GP	PADDY	IRR	83	4	5071.17			
17	Shivamogga	Bhadravathi	NAGATHIBELAGAL U	GP	PADDY	IRR	112	4	3763.14			
18	Shivamogga	Bhadravathi	HOLEHONNURU	GP	PADDY	IRR	183	4	5289.86			
19	Shivamogga	Bhadravathi	TAVARAGATTA	GP	PADDY	IRR	462	4	5157.81			
20	Shivamogga	Bhadravathi	MAVINKERE	GP	PADDY	IRR	52	4	5199.08			
21	Shivamogga	Bhadravathi	MANGOTE	GP	PADDY	IRR	29	4	4485.24			
22	Shivamogga	Bhadravathi	EMMEHATTI	GP	PADDY	IRR	84	4	6076.73			
23	Shivamogga	Bhadravathi	YAREHALLI	GP	PADDY	IRR	51	4	5001.02			
24	Shivamogga	Bhadravathi	ANTHARAGANGE	GP	PADDY	IRR	144	4	5496.17			

(2)

Government of Karnataka
Directorate of Economics and Statistics
GP Level Average Yield data for Summer season 2017-18

S.N	District	Taluk	Insurance Unit (hobli/ GP)	GP/ HOBLI	Crop	IRR_R F	Area_So wn_Ha	No_CCEs_Conducted	Average Yield(Kg/Ha)	Name_Of_Higher_Level	No_cce Conducted_Higher	Higher Average Yield(Kg/Ha)
25	Shivamogga	Bhadravathi	ARAKERE	GP	PADDY	IRR	24	4	5609.23			
26	Shivamogga	Bhadravathi	BARANDUR	GP	PADDY	IRR	24	4	6502.97			
27	Shivamogga	Bhadravathi	BILAKI	GP	PADDY	IRR	581	4	4669.35			
28	Shivamogga	Bhadravathi	SINGANAMANE	GP	PADDY	IRR	49	4	5859.28			
29	Shivamogga	Bhadravathi	ARALIKOPPA	GP	PADDY	IRR	294	4	3367.02			
30	Shivamogga	Bhadravathi	KAREHALLI	GP	PADDY	IRR	27	4	5714.86			
31	Shivamogga	Bhadravathi	KALLIHAL	GP	PADDY	IRR	58	4	4785.63			
32	Shivamogga	Bhadravathi	HIRIYURU	GP	PADDY	IRR	229	4	4253.75			
33	Shivamogga	Bhadravathi	KOMMARANAHALLI	GP	PADDY	IRR	74	4	5347.62			
34	Shivamogga	Bhadravathi	ANAVERI	GP	PADDY	IRR	77	4	5215.58			
35	Shivamogga	Bhadravathi	AGARADAHALLI	GP	PADDY	IRR	8			Hobli Level	20	5051.52
36	Shivamogga	Bhadravathi	Bhadravathi (ULB)	GP	PADDY	IRR	1032	4	5626.14			

Government of Karnataka
Directorate of Economics and Statistics
GP Level Average Yield data for Summer season 2017-18

S.N	District	Taluk	Insurance Unit (hobli/ GP)	GP/ HOBLI	Crop	IRR_R F	Area_So wn_Ha	No_CCEs_Conducted	Average Yield(Kg/Ha)	Name_Of_Higher_Level	No_cce Conducted_Higher	Higher Average Yield(Kg/Ha)
37	Shivamogga	Shikaripura	SALURU	GP	PADDY	IRR	183	4	6767.05			
38	Shivamogga	Shikaripura	KAPPANAHALLI	GP	PADDY	IRR	216	4	7749.10			
39	Shivamogga	Shikaripura	AMATEKOPPA	GP	PADDY	IRR	62	4	5892.29			
40	Shivamogga	Shikaripura	HAROGOPPA	GP	PADDY	IRR	2	4	5727.24			
41	Shivamogga	Shikaripura	GAMA	GP	PADDY	IRR	34	4	6098.60			
42	Shivamogga	Shikaripura	ESURU	GP	PADDY	IRR	80	4	5900.54			
43	Shivamogga	Shikaripura	CHURCHIGUNDI	GP	PADDY	IRR	56	4	5413.64			
44	Shivamogga	Shikaripura	CHIKKAJAMBURU	GP	PADDY	IRR	54	4	5248.59			
45	Shivamogga	Shikaripura	UDUGANI	GP	PADDY	IRR	34	4	5364.13			
46	Shivamogga	Shikaripura	MANCHIKOPPA	GP	PADDY	IRR	53	4	5652.96			
47	Shivamogga	Shikaripura	AMBARAGOPPA	GP	PADDY	IRR	48	4	6329.67			
48	Shivamogga	Shikaripura	GUDDADA THUMMINAKATTE	GP	PADDY	IRR	39	4	5067.04			

Government of Karnataka
Directorate of Economics and Statistics
GP Level Average Yield data for Summer season 2017-18

S.N	District	Taluk	Insurance Unit (hobli/ GP)	GP/ HOBLI	Crop	IRR_R F	Area_Sown_Ha	No_CCEs_Conducted	Average Yield(Kg/Ha)	Name_Of_Higher_Level	No_cce_Conducted_Higher	Higher Average Yield(Kg/Ha)
49	Shivamogga	Shikaripura	HIREJAMBURU	GP	PADDY	IRR	17	4	5628.21			
50	Shivamogga	Shikaripura	KORATIGERE	GP	PADDY	IRR	66	4	4802.96			
51	Shivamogga	Shikaripura	NARASAPURA	GP	PADDY	IRR	47	4	4060.23			
52	Shivamogga	Shikaripura	THOGARSI	GP	PADDY	IRR	60	4	4233.53			
53	Shivamogga	Shikaripura	HARAGI	GP	PADDY	IRR	25	4	4493.49			
54	Shivamogga	Shikaripura	BELLIGAVI	GP	PADDY	IRR	38	4	3622.85			
55	Shivamogga	Shikaripura	CHIKKAMAGADI	GP	PADDY	IRR	15	4	4637.91			
56	Shivamogga	Shikaripura	NELAVAGILU	GP	PADDY	IRR	114	4	4761.69			
57	Shivamogga	Shikaripura	GODDANAKOPPA	GP	PADDY	IRR	56	4	5203.20			
58	Shivamogga	Shikaripura	KALMANE	GP	PADDY	IRR	29	4	5471.41			
59	Shivamogga	Shikaripura	THADAGANI	GP	PADDY	IRR	71	4	5826.27			
60	Shivamogga	Shikaripura	Shikaripura (ULB)	GP	PADDY	IRR	71	4	5735.49			

Government of Karnataka
Directorate of Economics and Statistics
GP Level Average Yield data for Summer season 2017-18

S.N	District	Taluk	Insurance Unit (hobli/ GP)	GP/ HOBLI	Crop	IRR_R F	Area_Sown_Ha	No_CCEs_Conducted	Average Yield(Kg/Ha)	Name_Of_Higher_Level	No_cce_Conducted_Higher	Higher Average Yield(Kg/Ha)
61	Shivamogga	Shivamogga	HASUDI	GP	PADDY	IRR	24	4	5875.78			
62	Shivamogga	Shivamogga	HARAMAGHATTA	GP	PADDY	IRR	0			Hobli Level	10	5248.92
63	Shivamogga	Shivamogga	HOLEBENAVANAH ALLI	GP	PADDY	IRR	67	4	6255.40			
64	Shivamogga	Shivamogga	KADEKAL	GP	PADDY	IRR	31	4	4460.48			
65	Shivamogga	Shivamogga	B.BEERANAHALLI	GP	PADDY	IRR	33	4	4885.48			
66	Shivamogga	Shivamogga	BIDIRE	GP	PADDY	IRR	18	4	5207.33			
67	Shivamogga	Shivamogga	GHAJANURU	GP	PADDY	IRR	22	4	4604.90			
68	Shivamogga	Shivamogga	HADONAHALLI	GP	PADDY	IRR	109	4	5504.42			
69	Shivamogga	Shivamogga	KUDLI	GP	PADDY	IRR	162	4	5611.70			
70	Shivamogga	Shivamogga	KORALAHALLI	GP	PADDY	IRR	14	4	5553.93			
71	Shivamogga	Shivamogga	MATTURU	GP	PADDY	IRR	30	4	3870.42			
72	Shivamogga	Shivamogga	MELINAHANASAVADI	GP	PADDY	IRR	213	4	4076.74			

21

Government of Karnataka
Directorate of Economics and Statistics
GP Level Average Yield data for Summer season 2017-18

S.N	District	Taluk	Insurance Unit (hobli/ GP)	GP/ HOBLI	Crop	IRR_R F	Area_So wn_Ha	No_CCEs_ Conducted	Average Yield(Kg/Ha)	Name_Of _Higher_ Level	No_cce Conducted_ Higher	Higher Average Yield(Kg/Ha)
73	Shivamogga	Shivamogga	SANTEKADURU	GP	PADDY	IRR	17	4	3664.11			
74	Shivamogga	Shivamogga	SUGURU	GP	PADDY	IRR	11	4	3853.92			
75	Shivamogga	Shivamogga	AGASAVALLI	GP	PADDY	IRR	9	4	6284.28			
76	Shivamogga	Shivamogga	NIDHIGE	GP	PADDY	IRR	33	4	6214.13			
77	Shivamogga	Shivamogga	PILLANGERE	GP	PADDY	IRR	173	4	4868.98			
78	Shivamogga	Shivamogga	PURUDALU	GP	PADDY	IRR	1			Hobli Level	6	5311.86
79	Shivamogga	Shivamogga	SHETTIHALLI	GP	PADDY	IRR	69	4	4217.03			
80	Shivamogga	Shivamogga	BEDARA HOSAHALLI	GP	PADDY	IRR	92	4	5224.66			
81	Shivamogga	Shivamogga	Shimoga (ULB)	GP	PADDY	IRR	210	4	3977.71			
82	Shivamogga	Sorab	SHAKUNAVALLI	GP	PADDY	IRR	9	4	4698.15			
83	Shivamogga	Sorab	MUDIDODDIKOPPA	GP	PADDY	IRR	35	4	6271.90			
84	Shivamogga	Sorab	AGASANAHALI	GP	PADDY	IRR	225	4	4142.76			

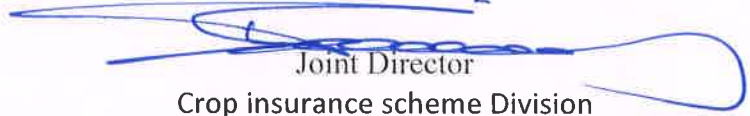
Government of Karnataka
Directorate of Economics and Statistics
GP Level Average Yield data for Summer season 2017-18

S.N	District	Taluk	Insurance Unit (hobli/ GP)	GP/ HOBLI	Crop	IRR_R F	Area_So wn_Ha	No_CCEs_Conducted	Average Yield(Kg/Ha)	Name_Of_Higher_Level	No_cce Conducted_Higher	Higher Average Yield(Kg/Ha)
85	Shivamogga	Sorab	TALAGADDE	GP	PADDY	IRR	18	4	4723.73			
86	Shivamogga	Sorab	KUBTURU	GP	PADDY	IRR	6	4	2673.81			
87	Shivamogga	Sorab	DYAVANAHALLI	GP	PADDY	IRR	1			Hobli Level	10	4327.94
88	Shivamogga	Sorab	GENDLA	GP	PADDY	IRR	1			Hobli Level	10	4327.94
89	Shivamogga	Sorab	TATTURU	GP	PADDY	IRR	40	4	5335.24			
90	Shivamogga	Sorab	KUPPAGADDE	GP	PADDY	IRR	1			Hobli Level	10	4327.94
91	Shivamogga	Sorab	UDRI	GP	PADDY	IRR	54	4	3069.93			
92	Shivamogga	Sorab	TAVANANDI	GP	PADDY	IRR	2			Hobli Level	10	4327.94
93	Shivamogga	Sorab	HALESORABA	GP	PADDY	IRR	5	4	5077.35			
94	Shivamogga	Sorab	KODAKANI	GP	PADDY	IRR	4	4	4332.56			
95	Shivamogga	Sorab	MAVALI	GP	PADDY	IRR	4	4	3819.67			
96	Shivamogga	Sorab	BILUVANI	GP	PADDY	IRR	10	4	3631.10			

②

Government of Karnataka
Directorate of Economics and Statistics
GP Level Average Yield data for Summer season 2017-18

S.N	District	Taluk	Insurance Unit (hobli/ GP)	GP/ HOBLI	Crop	IRR_R F	Area_So wn_Ha	No_CCEs_ Conducted	Average Yield(Kg/Ha)	Name_Of _Higher_ Level	No_cce Conducted_ Higher	Higher Average Yield(Kg/Ha)
97	Shivamogga	Sorab	CHITTURU	GP	PADDY	IRR	39	4	4721.26			


Joint Director

Crop insurance scheme Division
Directorate of Economics and Statistics



Government of Karnataka
Directorate of Economics and Statistics
GP Level Average Yield data for Summer season 2017-18

S.N	District	Taluk	Insurance Unit (hobli/ GP)	GP/ HOBLI	Crop	IRR_R F	Area_So wn_Ha	No_CCEs_ Conducted	Average Yield(Kg/Ha)	Name_Of _Higher_ Level	No_cce Conducted_ Higher	Higher Average Yield(Kg/Ha)
1	Tumakuru	Gubbi	BIDARE	GP	PADDY	IRR	0			District Level	22	4113.12
2	Tumakuru	Gubbi	THYAGATUR	GP	PADDY	IRR	0			District Level	22	4113.12
3	Tumakuru	Gubbi	NITTUR	GP	PADDY	IRR	0			District Level	22	4113.12
4	Tumakuru	Gubbi	M.H.PATNA	GP	PADDY	IRR	0			District Level	22	4113.12
5	Tumakuru	Gubbi	ADAGUR	GP	PADDY	IRR	0			District Level	22	4113.12
6	Tumakuru	Gubbi	KADABA	GP	PADDY	IRR	0			District Level	22	4113.12
7	Tumakuru	Gubbi	KALLUR	GP	PADDY	IRR	0			District Level	22	4113.12
8	Tumakuru	Gubbi	C.S.PURA	GP	PADDY	IRR	0			District Level	22	4113.12
9	Tumakuru	Koratagere	THUMBADI	GP	PADDY	IRR	4	4	3985.96			
10	Tumakuru	Kunigal	HERUR	GP	PADDY	IRR	0			District Level	22	4113.12
11	Tumakuru	Madhugiri	MIDIGESHI	GP	GROUNDNUT	IRR	23	8	1259.71			
12	Tumakuru	Madhugiri	REDDIHALLI	GP	GROUNDNUT	IRR	17	8	679.91			

Government of Karnataka
Directorate of Economics and Statistics
GP Level Average Yield data for Summer season 2017-18

S.N	District	Taluk	Insurance Unit (hobli/ GP)	GP/ HOBLI	Crop	IRR_R F	Area_Sown_Ha	No_CCEs_Conducted	Average Yield(Kg/Ha)	Name_Of_Higher_Level	No_cce_Conducted_Higher	Higher Average Yield(Kg/Ha)
13	Tumakuru	Madhugiri	NERALEKERE	GP	GROUNDNUT	IRR	23	8	1264.59			
14	Tumakuru	Pavagada	NAGALAMADIKE	GP	GROUNDNUT	IRR	7	8	1354.05			
15	Tumakuru	Pavagada	K.T.HALLI	GP	GROUNDNUT	IRR	48			Hobli Level	14	806.72
16	Tumakuru	Pavagada	MANGALAVADA	GP	GROUNDNUT	IRR	26			Hobli Level	14	806.72
17	Tumakuru	Sira	KALLAMBELLA	GP	GROUNDNUT	IRR	12	8	1366.26			
18	Tumakuru	Sira	LAKSHMISAGARA	GP	PADDY	IRR	1			Hobli Level	4	3503.19
19	Tumakuru	Sira	MELUKUNTE	GP	PADDY	IRR	1			Hobli Level	4	3503.19
20	Tumakuru	Sira	CHIKKANAHALLI	GP	PADDY	IRR	4	4	4827.71			
21	Tumakuru	Sira	KALLAMBELLA	GP	PADDY	IRR	2	4	3641.42			
22	Tumakuru	Sira	DODDA AGRAHARA	GP	PADDY	IRR	1			Hobli Level	2	2497.21
23	Tumakuru	Tiptur	NONAVINAKERE	GP	PADDY	IRR	2			Hobli Level	4	5415.29
24	Tumakuru	Tiptur	GUNGARAMELE	GP	PADDY	IRR	0			Hobli Level	4	5415.29


86

Government of Karnataka
Directorate of Economics and Statistics
GP Level Average Yield data for Summer season 2017-18

S.N	District	Taluk	Insurance Unit (hobli/ GP)	GP/ HOBLI	Crop	IRR_R F	Area_So wn_Ha	No_CCEs_Conducted	Average Yield(Kg/Ha)	Name_Of_Higher_Level	No_cce Conducted_Higher	Higher Average Yield(Kg/Ha)
25	Tumakuru	Tiptur	NAGARAGHATTA	GP	PADDY	IRR	0			Hobli Level	4	5415.29
26	Tumakuru	Tiptur	NALLIKERE	GP	PADDY	IRR	1			Hobli Level	4	5415.29
27	Tumakuru	Tiptur	BAJAGUR	GP	PADDY	IRR	0			Hobli Level	4	5415.29
28	Tumakuru	Tiptur	HUNSEGHATTA	GP	PADDY	IRR	0			Hobli Level	4	5415.29
29	Tumakuru	Tumakuru	MALLASANDRA	GP	PADDY	IRR	0			District Level	22	4113.12
30	Tumakuru	Turuvekere	KONDAJJI	GP	PADDY	IRR	0			District Level	22	4113.12
31	Tumakuru	Turuvekere	MUNIYUR	GP	PADDY	IRR	0			District Level	22	4113.12
32	Tumakuru	Turuvekere	THALEKERE	GP	PADDY	IRR	0			District Level	22	4113.12
33	Tumakuru	Turuvekere	MAYASANDRA	GP	PADDY	IRR	0			District Level	22	4113.12
34	Tumakuru	Turuvekere	BYTHARAHOSAHALLI	GP	PADDY	IRR	0			District Level	22	4113.12
35	Tumakuru	Turuvekere	DANDINASHIVARA	GP	PADDY	IRR	0			District Level	22	4113.12
36	Tumakuru	Turuvekere	HULLEKERE	GP	PADDY	IRR	0			District Level	22	4113.12

Government of Karnataka
Directorate of Economics and Statistics
GP Level Average Yield data for Summer season 2017-18


S.N	District	Taluk	Insurance Unit (hobli/ GP)	GP/ HOBLI	Crop	IRR_R F	Area_So wn_Ha	No_CCEs_ Conducted	Average Yield(Kg/Ha)	Name_Of _Higher_ Level	No_cce Conducted_ Higher	Higher Average Yield(Kg/Ha)
37	Tumakuru	Turuvekere	LOKAMMANAHALLI	GP	PADDY	IRR	0			District Level	22	4113.12


Joint Director
Crop insurance scheme Division
Directorate of Economics and Statistics

②

Government of Karnataka
Directorate of Economics and Statistics
GP Level Average Yield data for Summer season 2017-18

S.N	District	Taluk	Insurance Unit (hobli/ GP)	GP/ HOBLI	Crop	IRR_R F	Area_So wn_Ha	No_CCEs_Conducted	Average Yield(Kg/Ha)	Name_Of_Higher_Level	No_cce_Conducted_Higher	Higher Average Yield(Kg/Ha)
1	UttarKannada	Honnavar	JALAVALLI	GP	PADDY	IRR	70	4	4684.53			
2	UttarKannada	Honnavar	KUDRIGI	GP	PADDY	IRR	44	4	4576.01			
3	UttarKannada	Honnavar	NAGARABASTIKERI	GP	PADDY	IRR	66	4	4928.06			
4	UttarKannada	Honnavar	MAVINAKURVA	GP	PADDY	IRR	0			Hobli Level	16	4527.14
5	UttarKannada	Honnavar	HERANGADI	GP	PADDY	IRR	64	4	3919.94			
6	UttarKannada	Joida	CASTLE ROCK (KALAMBULI)	GP	PADDY	IRR	1			Hobli Level	2	2888.38
7	UttarKannada	Mundgod	INDOOR	GP	PADDY	IRR	0			Hobli Level	4	4047.85
8	UttarKannada	Mundgod	HUNAGUND	GP	PADDY	IRR	0			Hobli Level	4	4047.85
9	UttarKannada	Mundgod	CHIGALLI	GP	PADDY	IRR	2	4	4047.85			
10	UttarKannada	Siddapur	HALAGERI	GP	PADDY	IRR	44	4	2743.96			


Joint Director
Crop insurance scheme Division
Directorate of Economics and Statistics



Government of Karnataka
Directorate of Economics and Statistics
GP Level Average Yield data for Summer season 2017-18

S.N	District	Taluk	Insurance Unit (hobli/ GP)	GP/ HOBLI	Crop	IRR_R F	Area_Sown_Ha	No_CCEs_Conducted	Average Yield(Kg/Ha)	Name_Of_Higher_Level	No_cce_Conducted_Higher	Higher Average Yield(Kg/Ha)
1	Vijayapura	Basvana Bagewadi	YARANAL	GP	GROUNDNUT	IRR	0			Hobli Level	8	761.37
2	Vijayapura	Basvana Bagewadi	DINDAWAR	GP	GROUNDNUT	IRR	17	8	766.93			
3	Vijayapura	Basvana Bagewadi	KANAKAL	GP	GROUNDNUT	IRR	29	8	993.30			
4	Vijayapura	Basvana Bagewadi	KUDAGI	GP	GROUNDNUT	IRR	4	8	490.68			
5	Vijayapura	Basvana Bagewadi	K.SALAWADAGI	GP	GROUNDNUT	IRR	22	8	637.07			
6	Vijayapura	Basvana Bagewadi	ALIMATTI	GP	GROUNDNUT	IRR	10	8	691.68			
7	Vijayapura	Basvana Bagewadi	RONIHAL	GP	GROUNDNUT	IRR	341	8	1194.23			
8	Vijayapura	Basvana Bagewadi	UKKALI	GP	GROUNDNUT	IRR	15	8	761.37			
9	Vijayapura	Basvana Bagewadi	INGALESWAR	GP	GROUNDNUT	IRR	25	8	954.49			
10	Vijayapura	Basvana Bagewadi	BYKOD	GP	GROUNDNUT	IRR	20	8	799.11			
11	Vijayapura	Basvana Bagewadi	NARASALAGI	GP	GROUNDNUT	IRR	24	8	558.27			
12	Vijayapura	Basvana Bagewadi	TALEWAD	GP	GROUNDNUT	IRR	18	8	1017.31			

Government of Karnataka
Directorate of Economics and Statistics
GP Level Average Yield data for Summer season 2017-18

S.N	District	Taluk	Insurance Unit (hobli/ GP)	GP/ HOBLI	Crop	IRR_R F	Area_Sown_Ha	No_CCEs_Conducted	Average Yield(Kg/Ha)	Name_Of_Higher_Level	No_cce Conducted_Higher	Higher Average Yield(Kg/Ha)
13	Vijayapura	Basvana Bagewadi	TELAGI	GP	GROUNDNUT	IRR	27	8	374.03			
14	Vijayapura	Basvana Bagewadi	WADAWADAGI	GP	GROUNDNUT	IRR	3			Hobli Level	50	810.82
15	Vijayapura	Basvana Bagewadi	WANDAL	GP	GROUNDNUT	IRR	23	8	639.29			
16	Vijayapura	Basvana Bagewadi	MANNUR	GP	GROUNDNUT	IRR	30	8	542.73			
17	Vijayapura	Basvana Bagewadi	MALAGHAN	GP	GROUNDNUT	IRR	305	8	1198.67			
18	Vijayapura	Basvana Bagewadi	MASUTI	GP	GROUNDNUT	IRR	27	8	618.20			
19	Vijayapura	Basvana Bagewadi	MUTTAGI	GP	GROUNDNUT	IRR	36	8	583.80			
20	Vijayapura	Basvana Bagewadi	ARASHANAGI	GP	GROUNDNUT	IRR	155	8	765.82			
21	Vijayapura	Basvana Bagewadi	HANAMAPUR	GP	GROUNDNUT	IRR	328	8	1387.34			
22	Vijayapura	Basvana Bagewadi	H.HIPPARAGI	GP	GROUNDNUT	IRR	8	8	530.52			
23	Vijayapura	Basvana Bagewadi	HUNASHYAL P.B.	GP	GROUNDNUT	IRR	0			Hobli Level	50	810.82
24	Vijayapura	Basvana Bagewadi	CHIMMALAGI	GP	GROUNDNUT	IRR	23	8	519.42			

91

Government of Karnataka
Directorate of Economics and Statistics
GP Level Average Yield data for Summer season 2017-18

S.N	District	Taluk	Insurance Unit (hobli/ GP)	GP/ HOBLI	Crop	IRR_R F	Area_So wn_Ha	No_CCEs_ Conducted	Average Yield(Kg/Ha)	Name_Of _Higher_ Level	No_cce Conducted_ Higher	Higher Average Yield(Kg/Ha)
25	Vijayapura	Basvana Bagewadi	GOLASANGI	GP	GROUNDNUT	IRR	18	8	759.16			
26	Vijayapura	Basvana Bagewadi	GANI R. C	GP	GROUNDNUT	IRR	35	8	533.85			
27	Vijayapura	Basvana Bagewadi	SIDDANATHA R C	GP	GROUNDNUT	IRR	311	8	1132.07			
28	Vijayapura	Basvana Bagewadi	Kolhar(ULB)	GP	GROUNDNUT	IRR	419	8	1425.08			
29	Vijayapura	Basvana Bagewadi	Nidagundi(ULB)	GP	GROUNDNUT	IRR	35	8	417.31			
30	Vijayapura	Muddebihal	YARAZARI	GP	GROUNDNUT	IRR	260	8	1305.21			
31	Vijayapura	Muddebihal	YELAGUR	GP	GROUNDNUT	IRR	0			Hobli Level	50	1080.33
32	Vijayapura	Muddebihal	BIJJUR	GP	GROUNDNUT	IRR	595	8	1806.88			
33	Vijayapura	Muddebihal	BIDARKUNDI	GP	GROUNDNUT	IRR	76	8	925.64			
34	Vijayapura	Muddebihal	KAVADIMATTI	GP	GROUNDNUT	IRR	3			Hobli Level	102	1134.16
35	Vijayapura	Muddebihal	KUNTOJI	GP	GROUNDNUT	IRR	100	8	770.25			
36	Vijayapura	Muddebihal	KALAGI	GP	GROUNDNUT	IRR	168	8	1160.95			

②

Government of Karnataka
Directorate of Economics and Statistics
GP Level Average Yield data for Summer season 2017-18

S.N	District	Taluk	Insurance Unit (hobli/ GP)	GP/ HOBLI	Crop	IRR_R F	Area_Sown_Ha	No_CCEs_Conducted	Average Yield(Kg/Ha)	Name_Of_Higher_Level	No_cce_Conducted_Higher	Higher Average Yield(Kg/Ha)
37	Vijayapura	Muddebihal	KONNUR	GP	GROUNDNUT	IRR	14	8	1165.37			
38	Vijayapura	Muddebihal	KOLUR	GP	GROUNDNUT	IRR	213	8	1054.38			
39	Vijayapura	Muddebihal	ALUR	GP	GROUNDNUT	IRR	769	8	983.35			
40	Vijayapura	Muddebihal	RAKKASAGI	GP	GROUNDNUT	IRR	145	8	754.72			
41	Vijayapura	Muddebihal	RUDAGI	GP	GROUNDNUT	IRR	133	8	918.98			
42	Vijayapura	Muddebihal	DAVALAGI	GP	GROUNDNUT	IRR	22	8	63.26			
43	Vijayapura	Muddebihal	BANTANUR	GP	GROUNDNUT	IRR	35	8	709.21			
44	Vijayapura	Muddebihal	BASARAKOD	GP	GROUNDNUT	IRR	140	8	900.11			
45	Vijayapura	Muddebihal	NAGABENAL	GP	GROUNDNUT	IRR	300	8	1778.02			
46	Vijayapura	Muddebihal	TANGADAGI	GP	GROUNDNUT	IRR	4			Hobli Level	50	1080.33
47	Vijayapura	Muddebihal	MADIKESWAR	GP	GROUNDNUT	IRR	8	8	1072.14			
48	Vijayapura	Muddebihal	ADAVI SOMANAL	GP	GROUNDNUT	IRR	137	8	1254.16			

(2)

Government of Karnataka
Directorate of Economics and Statistics
GP Level Average Yield data for Summer season 2017-18

S.N	District	Taluk	Insurance Unit (hobli/ GP)	GP/ HOBLI	Crop	IRR_R F	Area_Sown_Ha	No_CCEs_Conducted	Average Yield(Kg/Ha)	Name_Of_Higher_Level	No_cce_Conducted_Higher	Higher Average Yield(Kg/Ha)
49	Vijayapura	Muddebihal	HIRUR	GP	GROUNDNUT	IRR	3			Hobli Level	10	800.00
50	Vijayapura	Muddebihal	HIREMURNAL	GP	GROUNDNUT	IRR	80	8	903.44			
51	Vijayapura	Muddebihal	HADALAGERI	GP	GROUNDNUT	IRR	196	8	1192.01			
52	Vijayapura	Muddebihal	HULLUR	GP	GROUNDNUT	IRR	168	8	1304.10			
53	Vijayapura	Muddebihal	BALABATTI	GP	GROUNDNUT	IRR	32	8	956.71			
54	Vijayapura	Muddebihal	Nalatwada(ULB)	GP	GROUNDNUT	IRR	550	8	768.59			
55	Vijayapura	Sindagi	BAMMANALLI	GP	GROUNDNUT	IRR	177	8	670.37			
56	Vijayapura	Sindagi	KERUTAGI	GP	GROUNDNUT	IRR	87	8	437.29			
57	Vijayapura	Sindagi	BAGALUR	GP	GROUNDNUT	IRR	202	8	563.82			
58	Vijayapura	Sindagi	BYKOD	GP	GROUNDNUT	IRR	229	8	597.11			
59	Vijayapura	Sindagi	YENKANCHI	GP	GROUNDNUT	IRR	277	8	399.56			
60	Vijayapura	Sindagi	DEVANGAON	GP	GROUNDNUT	IRR	381	8	617.09			

(41)

Government of Karnataka
Directorate of Economics and Statistics
GP Level Average Yield data for Summer season 2017-18

S.N	District	Taluk	Insurance Unit (hobli/ GP)	GP/ HOBLI	Crop	IRR_R F	Area_So wn_Ha	No_CCEs_Conducted	Average Yield(Kg/Ha)	Name_Of_Higher_Level	No_cce Conducted_Higher	Higher Average Yield(Kg/Ha)
61	Vijayapura	Sindagi	MANUR	GP	GROUNDNUT	IRR	43	8	768.04			
62	Vijayapura	Sindagi	BEKINAL	GP	GROUNDNUT	IRR	63	8	398.45			
63	Vijayapura	Sindagi	MULASAVALAGI	GP	GROUNDNUT	IRR	73	8	643.73			
64	Vijayapura	Sindagi	GABASAVALAGI	GP	GROUNDNUT	IRR	309	8	475.03			
65	Vijayapura	Sindagi	CHANDAKAVATE	GP	GROUNDNUT	IRR	260	8	605.99			
66	Vijayapura	Sindagi	YARAGAL BK	GP	GROUNDNUT	IRR	216	8	477.25			
67	Vijayapura	Sindagi	KALAKERI	GP	GROUNDNUT	IRR	52	8	399.56			
68	Vijayapura	Sindagi	MALAGHAN	GP	GROUNDNUT	IRR	244	8	2017.20			
69	Vijayapura	Sindagi	KOKATANUR	GP	GROUNDNUT	IRR	283	8	1049.94			
70	Vijayapura	Sindagi	CHATTARAKI	GP	GROUNDNUT	IRR	234	8	600.44			
71	Vijayapura	Sindagi	BALAGANUR	GP	GROUNDNUT	IRR	415	8	2588.30			
72	Vijayapura	Sindagi	HONNALLI	GP	GROUNDNUT	IRR	159	8	1123.60			



Government of Karnataka
Directorate of Economics and Statistics
GP Level Average Yield data for Summer season 2017-18

S.N	District	Taluk	Insurance Unit (hobli/ GP)	GP/ HOBLI	Crop	IRR_R F	Area_So wn_Ha	No_CCEs_ Conducted	Average Yield(Kg/Ha)	Name_Of _Higher_ Level	No_cce Conducted_ Higher	Higher Average Yield(Kg/Ha)
73	Vijayapura	Sindagi	HITNALLI	GP	GROUNDNUT	IRR	50	8	637.07			
74	Vijayapura	Sindagi	HANDIGANUR	GP	GROUNDNUT	IRR	176	8	1028.30			
75	Vijayapura	Sindagi	MORATAGI	GP	GROUNDNUT	IRR	189	8	663.71			
76	Vijayapura	Sindagi	SUNGATHAN	GP	GROUNDNUT	IRR	169	8	541.62			
77	Vijayapura	Sindagi	YELAGOD	GP	GROUNDNUT	IRR	58	8	335.96			
78	Vijayapura	Sindagi	KANNOLLI	GP	GROUNDNUT	IRR	220	8	759.15			
79	Vijayapura	Sindagi	KORAHALLI	GP	GROUNDNUT	IRR	245	8	386.24			
80	Vijayapura	Sindagi	JALAWAD	GP	GROUNDNUT	IRR	0			Hobli Level	104	771.34
81	Vijayapura	Sindagi	ASKI	GP	GROUNDNUT	IRR	37	8	2330.74			
82	Vijayapura	Sindagi	HARANAL	GP	GROUNDNUT	IRR	37	8	246.00			
83	Vijayapura	Sindagi	RAMPUR PA	GP	GROUNDNUT	IRR	211	8	517.20			
84	Vijayapura	Sindagi	HUNASHYAL	GP	GROUNDNUT	IRR	34	8	1560.49			

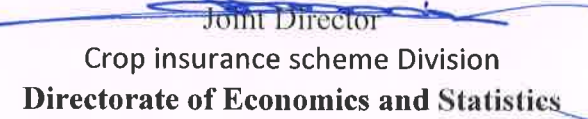
Government of Karnataka
Directorate of Economics and Statistics
GP Level Average Yield data for Summer season 2017-18

S.N	District	Taluk	Insurance Unit (hobli/ GP)	GP/ HOBLI	Crop	IRR_R F	Area_Sown_Ha	No_CCEs_Conducted	Average Yield(Kg/Ha)	Name_Of_Higher_Level	No_cce Conducted_Higher	Higher Average Yield(Kg/Ha)
85	Vijayapura	Sindagi	BANDAL	GP	GROUNDNUT	IRR	173	8	621.53			
86	Vijayapura	Sindagi	KADANI	GP	GROUNDNUT	IRR	221	8	638.18			
87	Vijayapura	Sindagi	KONDAGULI	GP	GROUNDNUT	IRR	110	8	781.35			
88	Vijayapura	Sindagi	CHIKKARUGI	GP	GROUNDNUT	IRR	44	8	488.35			
89	Vijayapura	Sindagi	GUBBEWAD	GP	GROUNDNUT	IRR	211	8	177.58			
90	Vijayapura	Sindagi	DEVAR NAVADGI	GP	GROUNDNUT	IRR	347	8	554.94			
91	Vijayapura	Sindagi	GOLAGERI	GP	GROUNDNUT	IRR	236	8	557.16			
92	Vijayapura	Sindagi	GUTTARAGI	GP	GROUNDNUT	IRR	130	8	688.12			
93	Vijayapura	Sindagi	HIKKANAGUTTI	GP	GROUNDNUT	IRR	124	8	475.03			
94	Vijayapura	Sindagi	KAKKALAMELI	GP	GROUNDNUT	IRR	242	8	592.76			
95	Vijayapura	Sindagi	NAGAVI B K	GP	GROUNDNUT	IRR	104	8	428.41			
96	Vijayapura	Sindagi	RAMANALLI	GP	GROUNDNUT	IRR	154	8	719.20			

(2)

Government of Karnataka
Directorate of Economics and Statistics
GP Level Average Yield data for Summer season 2017-18

S.N	District	Taluk	Insurance Unit (hobli/ GP)	GP/ HOBLI	Crop	IRR_R F	Area_Sown_Ha	No_CCEs_Conducted	Average Yield(Kg/Ha)	Name_Of_Higher_Level	No_cce_Conducted_Higher	Higher Average Yield(Kg/Ha)
97	Vijayapura	Sindagi	Sindagi (ULB)	GP	GROUNDNUT	IRR	321	8	528.30			
98	Vijayapura	Sindagi	Alamela (ULB)	GP	GROUNDNUT	IRR	376	8	814.65			
99	Vijayapura	Sindagi	Devarahipparagi (ULB)	GP	GROUNDNUT	IRR	71	8	326.30			


Joint Director
Crop insurance scheme Division
Directorate of Economics and Statistics



Government of Karnataka
Directorate of Economics and Statistics
GP Level Average Yield data for Summer season 2017-18

S.N	District	Taluk	Insurance Unit (hobli/ GP)	GP/ HOBLI	Crop	IRR_R F	Area_So wn_Ha	No_CCEs_ Conducted	Average Yield(Kg/Ha)	Name_Of _Higher_ Level	No_cce Conducted_ Higher	Higher Average Yield(Kg/Ha)
1	YADGIRI	Shahapur	BENDEBEMBLI	GP	GROUNDNUT	IRR	0			Taluk Level	4	1052.16
2	YADGIRI	Shahapur	ANABI	GP	GROUNDNUT	IRR	0			Hobli Level	2	1074.36
3	YADGIRI	Shahapur	MUDBOOL	GP	GROUNDNUT	IRR	0			Hobli Level	4	1052.16
4	YADGIRI	Shahapur	HAIYAL (B)	GP	GROUNDNUT	IRR	0			Taluk Level	4	1052.16
5	YADGIRI	Shahapur	HOSAKERA	GP	GROUNDNUT	IRR	0			Hobli Level	2	1029.97
6	YADGIRI	Shahapur	HALGERA	GP	GROUNDNUT	IRR	0			Taluk Level	4	1052.16
7	YADGIRI	Shahapur	NAGANATAGI	GP	GROUNDNUT	IRR	0			Hobli Level	4	1066.96
8	YADGIRI	Shahapur	CHATNALLI	GP	GROUNDNUT	IRR	0			Taluk Level	4	1052.16
9	YADGIRI	Shahapur	VADIGERA	GP	GROUNDNUT	IRR	0			Taluk Level	4	1052.16
10	YADGIRI	Shahapur	VANADURGA	GP	GROUNDNUT	IRR	0			Hobli Level	2	1029.97
11	YADGIRI	Shahapur	DOHARNALLI	GP	GROUNDNUT	IRR	0			Hobli Level	2	1074.36
12	YADGIRI	Shahapur	KANNE KOLLUR	GP	GROUNDNUT	IRR	1			Hobli Level	2	1074.36

2

Government of Karnataka
Directorate of Economics and Statistics
GP Level Average Yield data for Summer season 2017-18

S.N	District	Taluk	Insurance Unit (hobli/ GP)	GP/ HOBLI	Crop	IRR_R F	Area_So wn_Ha	No_CCEs_Conducted	Average Yield(Kg/Ha)	Name_Of _Higher_ Level	No_cce Conducted_ Higher	Higher Average Yield(Kg/Ha)
13	YADGIRI	Shahapur	ULLESUGOOR	GP	GROUNDNUT	IRR	0			Taluk Level	4	1052.16
14	YADGIRI	Shahapur	KOLLUR (M)	GP	GROUNDNUT	IRR	0			Taluk Level	4	1052.16
15	YADGIRI	Shahapur	CHAMANAL	GP	GROUNDNUT	IRR	0			Hobli Level	2	1029.97
16	YADGIRI	Shahapur	T. WADGERA	GP	GROUNDNUT	IRR	0			Taluk Level	4	1052.16
17	YADGIRI	Shahapur	HOTPET	GP	GROUNDNUT	IRR	0			Hobli Level	4	1059.56
18	YADGIRI	Shahapur	GOGI (K)	GP	GROUNDNUT	IRR	0			Hobli Level	2	1029.97
19	YADGIRI	Shahapur	KONKAL	GP	GROUNDNUT	IRR	0			Taluk Level	4	1052.16
20	YADGIRI	Shahapur	SAGAR (B)	GP	GROUNDNUT	IRR	0			Hobli Level	2	1074.36
21	YADGIRI	Shahapur	KHANAPUR	GP	GROUNDNUT	IRR	0			Taluk Level	4	1052.16
22	YADGIRI	Shahapur	UKKINAL	GP	GROUNDNUT	IRR	0			Hobli Level	2	1029.97
23	YADGIRI	Shahapur	MADRAKI	GP	GROUNDNUT	IRR	0			Hobli Level	2	1029.97
24	YADGIRI	Shahapur	SHIRVAL	GP	GROUNDNUT	IRR	0			Hobli Level	2	1074.36



Government of Karnataka
Directorate of Economics and Statistics
GP Level Average Yield data for Summer season 2017-18

S.N	District	Taluk	Insurance Unit (hobli/ GP)	GP/ HOBLI	Crop	IRR_R F	Area_So wn_Ha	No_CCEs_Conducted	Average Yield(Kg/Ha)	Name_Of _Higher_ Level	No_cce Conducted_Higher	Higher Average Yield(Kg/Ha)
25	YADGIRI	Shahapur	NAIKAL	GP	GROUNDNUT	IRR	0			Taluk Level	4	1052.16
26	YADGIRI	Shahapur	GINAL	GP	GROUNDNUT	IRR	0			Taluk Level	4	1052.16
27	YADGIRI	Shahapur	GULSARAM	GP	GROUNDNUT	IRR	0			Taluk Level	4	1052.16
28	YADGIRI	Shahapur	RUSTAPUR	GP	GROUNDNUT	IRR	0			Hobli Level	2	1074.36
29	YADGIRI	Shahapur	KURKUNDA	GP	GROUNDNUT	IRR	0			Taluk Level	4	1052.16
30	YADGIRI	Shahapur	KAKKASGERA	GP	GROUNDNUT	IRR	1			Hobli Level	2	1029.97
31	YADGIRI	Shahapur	BILHAR	GP	GROUNDNUT	IRR	0			Taluk Level	4	1052.16
32	YADGIRI	Shahapur	KADUMGERA B	GP	GROUNDNUT	IRR	0			Taluk Level	4	1052.16
33	YADGIRI	Shahapur	IBRAHIMPUR	GP	GROUNDNUT	IRR	0			Taluk Level	4	1052.16
34	YADGIRI	Shahapur	HATTIGUDUR	GP	GROUNDNUT	IRR	0			Hobli Level	2	1074.36
35	YADGIRI	Shahapur	Shahpura (ULB)	GP	GROUNDNUT	IRR	0			Hobli Level	2	1074.36
36	YADGIRI	Shahapur	B.Gudi(ULB/NAC)	GP	GROUNDNUT	IRR	0			Hobli Level	2	1029.97

9

Government of Karnataka
Directorate of Economics and Statistics
GP Level Average Yield data for Summer season 2017-18

S.N	District	Taluk	Insurance Unit (hobli/ GP)	GP/ HOBLI	Crop	IRR_R F	Area_Sown_Ha	No_CCEs_Conducted	Average Yield(Kg/Ha)	Name_Of_Higher_Level	No_cce_Conducted_Higher	Higher Average Yield(Kg/Ha)
37	YADGIRI	Shahapur	BENDEBEMBLI	GP	PADDY	IRR	588	4	4415.09			
38	YADGIRI	Shahapur	ANABI	GP	PADDY	IRR	245	4	2673.81			
39	YADGIRI	Shahapur	MUDBOOL	GP	PADDY	IRR	1			Hobli Level	49	4206.78
40	YADGIRI	Shahapur	HAIYAL (B)	GP	PADDY	IRR	430			Hobli Level	10	4153.25
41	YADGIRI	Shahapur	HOSAKERA	GP	PADDY	IRR	350			Hobli Level	21	4392.81
42	YADGIRI	Shahapur	HALGERA	GP	PADDY	IRR	610	4	4728.68			
43	YADGIRI	Shahapur	NAGANATAGI	GP	PADDY	IRR	374			Hobli Level	49	4082.75
44	YADGIRI	Shahapur	CHATNALLI	GP	PADDY	IRR	470	4	2979.15			
45	YADGIRI	Shahapur	VADIGERA	GP	PADDY	IRR	80			Hobli Level	22	4703.48
46	YADGIRI	Shahapur	VANADURGA	GP	PADDY	IRR	0			Hobli Level	21	4392.81
47	YADGIRI	Shahapur	DOHARNALLI	GP	PADDY	IRR	435			Hobli Level	40	4166.44
48	YADGIRI	Shahapur	KANNE KOLLUR	GP	PADDY	IRR	450	4	2410.56			

21

Government of Karnataka
Directorate of Economics and Statistics
GP Level Average Yield data for Summer season 2017-18

S.N	District	Taluk	Insurance Unit (hobli/ GP)	GP/ HOBLI	Crop	IRR_R F	Area_Sown_Ha	No_CCEs_Conducted	Average Yield(Kg/Ha)	Name_Of_Higher_Level	No_cce_Conducted_Higher	Higher Average Yield(Kg/Ha)
49	YADGIRI	Shahapur	KOLLUR (M)	GP	PADDY	IRR	550			Hobli Level	10	4153.25
50	YADGIRI	Shahapur	T. WADGERA	GP	PADDY	IRR	411			Hobli Level	10	4153.25
51	YADGIRI	Shahapur	HOTPET	GP	PADDY	IRR	497			Hobli Level	49	4144.76
52	YADGIRI	Shahapur	GOGI (K)	GP	PADDY	IRR	940	4	4695.67			
53	YADGIRI	Shahapur	KONKAL	GP	PADDY	IRR	610	4	4695.67			
54	YADGIRI	Shahapur	GOGI PETH	GP	PADDY	IRR	0			Hobli Level	21	4392.81
55	YADGIRI	Shahapur	SAGAR (B)	GP	PADDY	IRR	501	4	6115.76			
56	YADGIRI	Shahapur	KHANAPUR	GP	PADDY	IRR	324			Hobli Level	12	4312.15
57	YADGIRI	Shahapur	UKKINAL	GP	PADDY	IRR	380			Hobli Level	21	4392.81
58	YADGIRI	Shahapur	MADRAKI	GP	PADDY	IRR	400	4	3973.58			
59	YADGIRI	Shahapur	SHIRVAL	GP	PADDY	IRR	250	4	1157.00			
60	YADGIRI	Shahapur	NAIKAL	GP	PADDY	IRR	735	4	4332.56			

Q1

Government of Karnataka
Directorate of Economics and Statistics
GP Level Average Yield data for Summer season 2017-18

S.N	District	Taluk	Insurance Unit (hobli/ GP)	GP/ HOBLI	Crop	IRR_R F	Area_Sown_Ha	No_CCEs_Conducted	Average Yield(Kg/Ha)	Name_Of_Higher_Level	No_cce Conducted_Higher	Higher Average Yield(Kg/Ha)
61	YADGIRI	Shahapur	GINAL	GP	PADDY	IRR	677	4	5741.27			
62	YADGIRI	Shahapur	GULSARAM	GP	PADDY	IRR	450			Hobli Level	12	4312.15
63	YADGIRI	Shahapur	RUSTAPUR	GP	PADDY	IRR	390	4	4637.91			
64	YADGIRI	Shahapur	KURKUNDA	GP	PADDY	IRR	0			Hobli Level	12	4312.15
65	YADGIRI	Shahapur	KAKKASGERA	GP	PADDY	IRR	382	4	4405.85			
66	YADGIRI	Shahapur	BILHAR	GP	PADDY	IRR	406	4	4283.05			
67	YADGIRI	Shahapur	KADUMGERA B	GP	PADDY	IRR	320			Hobli Level	10	4153.25
68	YADGIRI	Shahapur	IBRAHIMPUR	GP	PADDY	IRR	500	4	5624.74			
69	YADGIRI	Shahapur	HATTIGUDUR	GP	PADDY	IRR	647	4	5612.69			
70	YADGIRI	Shahapur	AIKUR	GP	PADDY	IRR	696	4	3673.85			
71	YADGIRI	Shahapur	BEERANURA	GP	PADDY	IRR	570	4	4398.58			
72	YADGIRI	Shahapur	TUMAKURA	GP	PADDY	IRR	479	4	4316.06			

(2)

Government of Karnataka
Directorate of Economics and Statistics
GP Level Average Yield data for Summer season 2017-18

S.N	District	Taluk	Insurance Unit (hobli/ GP)	GP/ HOBLI	Crop	IRR_R F	Area_Sown_Ha	No_CCEs_Conducted	Average Yield(Kg/Ha)	Name_Of_Higher_Level	No_cce_Conducted_Higher	Higher Average Yield(Kg/Ha)
73	YADGIRI	Shahapur	Shahpura (ULB)	GP	PADDY	IRR	185	4	5537.43			
74	YADGIRI	Shahapur	B Gudi(ULB/NAC)	GP	PADDY	IRR	223	4	4654.41			
75	YADGIRI	Shorapur	NAGANOOR	GP	GROUNDNUT	IRR	29			Hobli Level	2	950.06
76	YADGIRI	Shorapur	KAMNATAGI	GP	GROUNDNUT	IRR	24			Hobli Level	4	1531.63
77	YADGIRI	Shorapur	TINTHNI	GP	GROUNDNUT	IRR	0			Hobli Level	4	1531.63
78	YADGIRI	Shorapur	MARNAL	GP	GROUNDNUT	IRR	142			Hobli Level	38	1039.78
79	YADGIRI	Shorapur	HAGARATAGI	GP	GROUNDNUT	IRR	81			Hobli Level	38	1039.78
80	YADGIRI	Shorapur	GEDDALMARI	GP	GROUNDNUT	IRR	20			Hobli Level	4	1531.63
81	YADGIRI	Shorapur	ALDAL	GP	GROUNDNUT	IRR	0			Hobli Level	16	1459.77
82	YADGIRI	Shorapur	WAGANGERA	GP	GROUNDNUT	IRR	182			Hobli Level	12	1208.28
83	YADGIRI	Shorapur	NARAYANPUR	GP	GROUNDNUT	IRR	81			Hobli Level	38	1039.78
84	YADGIRI	Shorapur	JOGUNDBHAVI	GP	GROUNDNUT	IRR	4			Hobli Level	38	1039.78

Government of Karnataka
Directorate of Economics and Statistics
GP Level Average Yield data for Summer season 2017-18

S.N	District	Taluk	Insurance Unit (hobli/ GP)	GP/ HOBLI	Crop	IRR_R F	Area_So wn_Ha	No_CCEs_Conducted	Average Yield(Kg/Ha)	Name_Of _Higher_ Level	No_cce Conducted_ Higher	Higher Average Yield(Kg/Ha)
85	YADGIRI	Shorapur	RAJAN KOLLUR	GP	GROUNDNUT	IRR	11	8	978.91			
86	YADGIRI	Shorapur	ARKERA (K)	GP	GROUNDNUT	IRR	4			Hobli Level	12	1208.28
87	YADGIRI	Shorapur	DEIKERA	GP	GROUNDNUT	IRR	20			Hobli Level	12	1208.28
88	YADGIRI	Shorapur	MALGATTI	GP	GROUNDNUT	IRR	6			Hobli Level	2	950.06
89	YADGIRI	Shorapur	KARADAKAL	GP	GROUNDNUT	IRR	2			Hobli Level	2	950.06
90	YADGIRI	Shorapur	DEVARGONAL	GP	GROUNDNUT	IRR	64			Hobli Level	12	1208.28
91	YADGIRI	Shorapur	WAJJAL	GP	GROUNDNUT	IRR	80			Hobli Level	10	1234.18
92	YADGIRI	Shorapur	YEVOOR	GP	GROUNDNUT	IRR	81			Hobli Level	2	950.06
93	YADGIRI	Shorapur	BAILKUNTI	GP	GROUNDNUT	IRR	8			Hobli Level	4	1531.63
94	YADGIRI	Shorapur	YAKTAPUR	GP	GROUNDNUT	IRR	14			Hobli Level	2	950.06
95	YADGIRI	Shorapur	PARASANALLI	GP	GROUNDNUT	IRR	0			Hobli Level	2	950.06
96	YADGIRI	Shorapur	BAICHBAL	GP	GROUNDNUT	IRR	0			Hobli Level	10	1234.18

(2)

Government of Karnataka
Directorate of Economics and Statistics
GP Level Average Yield data for Summer season 2017-18

S.N	District	Taluk	Insurance Unit (hobli/ GP)	GP/ HOBLI	Crop	IRR_R F	Area_So wn_Ha	No_CCEs_Conducted	Average Yield(Kg/Ha)	Name_Of_Higher_Level	No_cce Conducted_Higher	Higher Average Yield(Kg/Ha)
97	YADGIRI	Shorapur	HEBBAL (B)	GP	GROUNDNUT	IRR	19			Hobli Level	4	1531.63
98	YADGIRI	Shorapur	PETH AMMAPUR	GP	GROUNDNUT	IRR	264			Hobli Level	12	1208.28
99	YADGIRI	Shorapur	DEVAPUR	GP	GROUNDNUT	IRR	20			Hobli Level	16	1402.29
100	YADGIRI	Shorapur	KODEKAL	GP	GROUNDNUT	IRR	142			Hobli Level	38	1039.78
101	YADGIRI	Shorapur	HEMANOOR	GP	GROUNDNUT	IRR	222			Hobli Level	12	1208.28
102	YADGIRI	Shorapur	BARDEVANAL	GP	GROUNDNUT	IRR	162			Hobli Level	38	1039.78
103	YADGIRI	Shorapur	DEVATKAL	GP	GROUNDNUT	IRR	0			Hobli Level	4	1531.63
104	YADGIRI	Shorapur	KOLIHAL	GP	GROUNDNUT	IRR	0			Hobli Level	2	950.06
105	YADGIRI	Shorapur	AGNI	GP	GROUNDNUT	IRR	0			Hobli Level	10	1234.18
106	YADGIRI	Shorapur	SUGOOR	GP	GROUNDNUT	IRR	521			Hobli Level	12	1208.28
107	YADGIRI	Shorapur	KACHAKNUR	GP	GROUNDNUT	IRR	0			Hobli Level	16	1450.79
108	YADGIRI	Shorapur	KHANAPUR (S.H)	GP	GROUNDNUT	IRR	101			Hobli Level	12	1208.28

Government of Karnataka
Directorate of Economics and Statistics
GP Level Average Yield data for Summer season 2017-18

S.N	District	Taluk	Insurance Unit (hobli/ GP)	GP/ HOBLI	Crop	IRR_R F	Area_Sown_Ha	No_CCEs_Conducted	Average Yield(Kg/Ha)	Name_Of_Higher_Level	No_cce Conducted_Higher	Higher Average Yield(Kg/Ha)
109	YADGIRI	Shorapur	MALNOOR	GP	GROUNDNUT	IRR	0			Hobli Level	48	1112.68
110	YADGIRI	Shorapur	KAKKERA	GP	GROUNDNUT	IRR	142	8	1203.11			
111	YADGIRI	Shorapur	HUNASAGI	GP	GROUNDNUT	IRR	0			Hobli Level	10	1234.18
112	YADGIRI	Shorapur	Kembhavi(ULB)	GP	GROUNDNUT	IRR	0			Hobli Level	2	950.06
113	YADGIRI	Shorapur	NAGANOOR	GP	PADDY	IRR	6			Hobli Level	21	3999.71
114	YADGIRI	Shorapur	KAMNATAGI	GP	PADDY	IRR	1419	4	6102.73			
115	YADGIRI	Shorapur	TINTHNI	GP	PADDY	IRR	319	4	3985.96			
116	YADGIRI	Shorapur	MARNAL	GP	PADDY	IRR	108	4	2632.55			
117	YADGIRI	Shorapur	HAGARATAGI	GP	PADDY	IRR	69	4	3379.40			
118	YADGIRI	Shorapur	GEDDALMARI	GP	PADDY	IRR	887			Hobli Level	18	3941.58
119	YADGIRI	Shorapur	ARKERA (J)	GP	PADDY	IRR	2373	4	6406.99			
120	YADGIRI	Shorapur	ALDAL	GP	PADDY	IRR	1061			Hobli Level	42	3926.99

(9)

Government of Karnataka
Directorate of Economics and Statistics
GP Level Average Yield data for Summer season 2017-18

S.N	District	Taluk	Insurance Unit (hobli/ GP)	GP/ HOBLI	Crop	IRR_R F	Area_So wn_Ha	No_CCEs_ Conducted	Average Yield(Kg/Ha)	Name_Of _Higher_ Level	No_cce Conducted_ Higher	Higher Average Yield(Kg/Ha)
121	YADGIRI	Shorapur	WAGANGERA	GP	PADDY	IRR	360			Hobli Level	24	3875.92
122	YADGIRI	Shorapur	NARAYANPUR	GP	PADDY	IRR	81			Hobli Level	24	3211.63
123	YADGIRI	Shorapur	JOGUNDBHAVI	GP	PADDY	IRR	225	4	1656.44			
124	YADGIRI	Shorapur	RAJAN KOLLUR	GP	PADDY	IRR	755			Hobli Level	24	3211.63
125	YADGIRI	Shorapur	DEIKERA	GP	PADDY	IRR	134	4	4208.78			
126	YADGIRI	Shorapur	MALGATTI	GP	PADDY	IRR	571	4	4588.39			
127	YADGIRI	Shorapur	KARADAKAL	GP	PADDY	IRR	720	4	4105.62			
128	YADGIRI	Shorapur	DEVARGONAL	GP	PADDY	IRR	120	4	4798.83			
129	YADGIRI	Shorapur	WAJJAL	GP	PADDY	IRR	1232			Hobli Level	22	4149.13
130	YADGIRI	Shorapur	YEVOOR	GP	PADDY	IRR	97			Hobli Level	21	3999.71
131	YADGIRI	Shorapur	MALLA (B)	GP	PADDY	IRR	1230	4	4184.02			
132	YADGIRI	Shorapur	BAILKUNTI	GP	PADDY	IRR	832	4	2228.18			


9/

Government of Karnataka
Directorate of Economics and Statistics
GP Level Average Yield data for Summer season 2017-18

S.N	District	Taluk	Insurance Unit (hobli/ GP)	GP/ HOBLI	Crop	IRR_R F	Area_Sown_Ha	No_CCEs_Conducted	Average Yield(Kg/Ha)	Name_Of_Higher_Level	No_cce_Conducted_Higher	Higher Average Yield(Kg/Ha)
133	YADGIRI	Shorapur	YAKTAPUR	GP	PADDY	IRR	3	4	3507.31			
134	YADGIRI	Shorapur	PARASANALLI	GP	PADDY	IRR	154			Hobli Level	21	3999.71
135	YADGIRI	Shorapur	BAICHBAL	GP	PADDY	IRR	1825	4	3878.68			
136	YADGIRI	Shorapur	MUDNOOR (K)	GP	PADDY	IRR	1954	4	4514.12			
137	YADGIRI	Shorapur	HEBBAL (B)	GP	PADDY	IRR	1578	4	583.29			
138	YADGIRI	Shorapur	PETH AMMAPUR	GP	PADDY	IRR	186	4	4596.64			
139	YADGIRI	Shorapur	DEVAPUR	GP	PADDY	IRR	1489	4	3862.17			
140	YADGIRI	Shorapur	KODEKAL	GP	PADDY	IRR	319	4	3391.78			
141	YADGIRI	Shorapur	HEMANOOR	GP	PADDY	IRR	197			Hobli Level	24	3875.92
142	YADGIRI	Shorapur	BARDEVANAL	GP	PADDY	IRR	108	4	5981.41			
143	YADGIRI	Shorapur	DEVATKAL	GP	PADDY	IRR	642	4	5001.02			
144	YADGIRI	Shorapur	KOLIHALL	GP	PADDY	IRR	522			Hobli Level	21	3999.71

Government of Karnataka
Directorate of Economics and Statistics
GP Level Average Yield data for Summer season 2017-18

S.N	District	Taluk	Insurance Unit (hobli/ GP)	GP/ HOBLI	Crop	IRR_R F	Area_So wn_Ha	No_CCEs_Conducted	Average Yield(Kg/Ha)	Name_Of_Higher_Level	No_cce Conducted_Higher	Higher Average Yield(Kg/Ha)
145	YADGIRI	Shorapur	AGNI	GP	PADDY	IRR	762			Hobli Level	22	4149.13
146	YADGIRI	Shorapur	SUGOOR	GP	PADDY	IRR	561	4	4126.25			
147	YADGIRI	Shorapur	KACHAKNUR	GP	PADDY	IRR	996	4	3631.10			
148	YADGIRI	Shorapur	KHANAPUR (S.H)	GP	PADDY	IRR	73	4	1761.91			
149	YADGIRI	Shorapur	MALNOOR	GP	PADDY	IRR	1161			Hobli Level	46	3563.19
150	YADGIRI	Shorapur	KAKKERA	GP	PADDY	IRR	198			Hobli Level	22	4149.13
151	YADGIRI	Shorapur	HUNASAGI	GP	PADDY	IRR	2418	4	3375.27			
152	YADGIRI	Shorapur	Kembhavi(ULB)	GP	PADDY	IRR	348			Hobli Level	21	3999.71


Joint Director
Crop insurance scheme Division
Directorate of Economics and Statistics

