

Government of Karnataka
Directorate of Economics and Statistics
Hobli Level Average Yield data for Summer season 2016-17

S.N	District	Taluk	Insurance Unit (hobli/ GP)	GP/HOB LI	Crop	IRR_R F	Area Sown_Ha	No_CCE_C onducted	Average Yield(Kg/Ha)	Name_Of_Higher_Level	No_cceCo nducted_H igher	Higher average Yield(Kg/Ha)	Synthetic Yield
1	Bagalkot	Badami	BADAMI	Hobli	GROUNDNUT	IRR	3647	10	1114.11				
2	Bagalkot	Badami	KERURA	Hobli	GROUNDNUT	IRR	1636	10	1158.30				
3	Bagalkot	Badami	KULAGERI	Hobli	GROUNDNUT	IRR	2959	10	1309.04				
4	Bagalkot	Badami	BADAMI	Hobli	SUNFLOWER	IRR	73	10	604.41				
5	Bagalkot	Badami	KERURA	Hobli	SUNFLOWER	IRR	12	10	1633.74				
6	Bagalkot	Badami	KULAGERI	Hobli	SUNFLOWER	IRR	81	10	605.25				
7	Bagalkot	Bagalkot	BAGALAKOTA	Hobli	GROUNDNUT	IRR	1400	10	1572.41				
8	Bagalkot	Bagalkot	KALADAGI	Hobli	GROUNDNUT	IRR	1220	10	1154.14				
9	Bagalkot	Bagalkot	SEETIMANI	Hobli	GROUNDNUT	IRR	1780	10	1792.98				
10	Bagalkot	Bagalkot	KALADAGI(H)	Hobli	Maize (Makka)(Irrigated)	IRR			6250.44				
11	Bagalkot	Bagalkot	SEETIMANI(H)	Hobli	Maize (Makka)(Irrigated)	IRR			2558.11				
12	Bagalkot	Bagalkot	BAGALAKOTA	Hobli	Onion	IRR	5	10	0.00				
13	Bagalkot	Bagalkot	KALADAGI	Hobli	Onion	IRR	52	10	0.00				
14	Bagalkot	Bilagi	ANAGAVADI	Hobli	GROUNDNUT	IRR	1620	10	1625.26				
15	Bagalkot	Bilagi	BEELAGI	Hobli	GROUNDNUT	IRR	1330	10	1649.51				


Government of Karnataka
Directorate of Economics and Statistics
Hobli Level Average Yield data for Summer season 2016-17

S.N	District	Taluk	Insurance Unit (hobli/ GP)	GP/HOB LI	Crop	IRR_R F	Area_Sown_Ha	No_CCE_C onducted	Average Yield(Kg/Ha)	Name_Of_Higher_L evel	No_cceCo nducted_H igher	Higher average Yield(Kg/Ha)	Synthetic Yield
16	Bagalkot	Bilagi	BEELAGI(H)	Hobli	Maize (Makka)(Irrigated)	IRR			3780.66				
17	Bagalkot	Guledagudda	GULEDAGUDDA	Hobli	GROUNDNUT	IRR	2258	10	662.75				
18	Bagalkot	Guledagudda	GULEDAGUDDA	Hobli	SUNFLOWER	IRR	34	10	149.02				
19	Bagalkot	Hungund	AMEENAGADA	Hobli	GROUNDNUT	IRR	2150	10	2732.44				
20	Bagalkot	Hungund	HUNAGUNDA	Hobli	GROUNDNUT	IRR	1270			Taluk Level	21	1738.95	
21	Bagalkot	Hungund	KARADI	Hobli	GROUNDNUT	IRR	385			Taluk Level	21	1738.95	
22	Bagalkot	Hungund	AMEENAGADA	Hobli	SUNFLOWER	IRR	0			Taluk Level	8	0.00	
23	Bagalkot	Hungund	HUNAGUNDA	Hobli	SUNFLOWER	IRR	151					1016.00	Y
24	Bagalkot	Illkal	ILAKALLA	Hobli	GROUNDNUT	IRR	170			Taluk Level	6	916.88	
25	Bagalkot	Jamakhandi	JAMAKHANDI	Hobli	GROUNDNUT	IRR	32	10	2839.17				
26	Bagalkot	Jamakhandi	SAVALAGI	Hobli	GROUNDNUT	IRR	106	10	885.40				
27	Bagalkot	Jamakhandi	TERADALA	Hobli	GROUNDNUT	IRR	50			Taluk Level	24	1795.20	
28	Bagalkot	Jamakhandi	JAMAKHANDI(H)	Hobli	Maize (Makka)(Irrigated)	IRR			3121.14				
29	Bagalkot	Jamakhandi	SAVALAGI(H)	Hobli	Maize (Makka)(Irrigated)	IRR			1149.52				
30	Bagalkot	Jamakhandi	TERADALA(H)	Hobli	Maize (Makka)(Irrigated)	IRR			4959.14				

29:

Government of Karnataka
Directorate of Economics and Statistics
Hobli Level Average Yield data for Summer season 2016-17

S.N	District	Taluk	Insurance Unit (hobli/ GP)	GP/HOB LI	Crop	IRR_R F	Area_Sown_Ha	No_CCE_C onducted	Average Yield(Kg/Ha)	Name_Of _Higher_L evel	No_cceCo nducted_H igher	Higher average Yield(Kg/Ha)	Synthetic Yield
31	Bagalkot	Jamakhandi	JAMAKHANDI	Hobli	SUNFLOWER	IRR	60			Taluk Level	28	871.94	
32	Bagalkot	Jamakhandi	SAVALAGI	Hobli	SUNFLOWER	IRR	49	10	427.85				
33	Bagalkot	Jamakhandi	TERADALA	Hobli	SUNFLOWER	IRR	48	10	1379.12				
34	Bagalkot	Mudhol	LOKAPURA	Hobli	GROUNDNUT	IRR	340	10	1178.22				
35	Bagalkot	Mudhol	MUDHOLA	Hobli	GROUNDNUT	IRR	83			Taluk Level	19	1193.27	


Joint Director
Crop insurance scheme Division
Directorate of Economics and Statistics



Government of Karnataka
Directorate of Economics and Statistics
Hobli Level Average Yield data for Summer season 2016-17

S.N	District	Taluk	Insurance Unit (hobli/ GP)	GP/HOB LI	Crop	IRR_R F	Area_Sown_Ha	No_CCE_C onducted	Average Yield(Kg/Ha)	Name_Of_Higher_Level	No_cceCo nducted_H igher	Higher average Yield(Kg/Ha)	Synthetic Yield
1	Ballari	Ballari	BALLARI	Hobli	PADDY	IRR	28	10	4055.19				
2	Ballari	Ballari	KOLURU	Hobli	PADDY	IRR	15	10	4645.39				
3	Ballari	Ballari	MOKA	Hobli	PADDY	IRR	75	10	4621.23				
4	Ballari	Ballari	RUPANAGUDI	Hobli	PADDY	IRR	0			Taluk Level	30	4440.60	
5	Ballari	Ballari	MOKA	Hobli	SUNFLOWER	IRR	0			District Level	36	123.83	
6	Ballari	Ballari	RUPANAGUDI	Hobli	SUNFLOWER	IRR	0			District Level	36	123.83	
7	Ballari	hadagli	HADAGALI(H)	Hobli	Cowpea/Alasande(Irrigated)	IRR			289.25				
8	Ballari	hadagli	HADAGALI	Hobli	PADDY	IRR	308	10	3461.31				
9	Ballari	hadagli	HIREHADAGALI	Hobli	PADDY	IRR	342	10	6420.66				
10	Ballari	hadagli	ITTIGI(H)	Hobli	Sorghum (Jowar/Great Millet)(Irrigated)	IRR			1291.23				
11	Ballari	hadagli	HADAGALI	Hobli	SUNFLOWER	IRR	87	10	171.97				
12	Ballari	hadagli	HIREHADAGALI	Hobli	SUNFLOWER	IRR	5			Taluk Level	22	198.08	
13	Ballari	hadagli	ITTIGI	Hobli	SUNFLOWER	IRR	9			Taluk Level	22	198.08	
14	Ballari	HagariBommanna Halli	HAGARIBOMMANA HALLI(H)	Hobli	Cowpea/Alasande(Irrigated)	IRR						289.25	
15	Ballari	HagariBommanna Halli	HAGARIBOMMANA HALLI	Hobli	PADDY	IRR	0			Taluk Level	22	3155.49	
16	Ballari	HagariBommanna Halli	HAMPASAGARA	Hobli	PADDY	IRR	36	10	3908.90				
17	Ballari	HagariBommanna Halli	KOGALI	Hobli	PADDY	IRR	2			Taluk Level	22	3155.49	

9

Government of Karnataka
Directorate of Economics and Statistics
Hobli Level Average Yield data for Summer season 2016-17

S.N	District	Taluk	Insurance Unit (hobli/ GP)	GP/HOB LI	Crop	IRR_R F	Area Sown_Ha	No_CCE_C onducted	Average Yield(Kg/Ha)	Name_Of_Higher_L evel	No_cceCo nducted_H igher	Higher average Yield(Kg/Ha)	Synthetic Yield
18	Ballari	HagariBommanna Halli	TAMBRAHALLI	Hobli	PADDY	IRR	23	10	3033.17				
19	Ballari	HagariBommanna Halli	HAGARIBOMMANA HALLI	Hobli	SUNFLOWER	IRR	0			Taluk Level	12	8.35	
20	Ballari	HagariBommanna Halli	HAMPASAGARA	Hobli	SUNFLOWER	IRR	22	10	10.02				
21	Ballari	HagariBommanna Halli	KOGALI	Hobli	SUNFLOWER	IRR	1			Taluk Level	12	8.35	
22	Ballari	HagariBommanna Halli	TAMBRAHALLI	Hobli	SUNFLOWER	IRR	0			Taluk Level	12	8.35	
23	Ballari	Hosapete	KAMALAPURA	Hobli	GROUNDNUT	IRR	16	10	541.46				
24	Ballari	Hosapete	KAMPLI	Hobli	GROUNDNUT	IRR	64	10	1607.93				
25	Ballari	Hosapete	MARIYAMMANAHAL LI	Hobli	GROUNDNUT	IRR	97	10	661.02				
26	Ballari	Hosapete	KAMALAPURA	Hobli	Onion	IRR	29	10	9344.40				
27	Ballari	Kudligi	GUDEKOTE	Hobli	GROUNDNUT	IRR	24	10	865.99				
28	Ballari	Kudligi	HOSAHALLI	Hobli	GROUNDNUT	IRR	257	10	626.36				
29	Ballari	Kudligi	KOTTURU	Hobli	GROUNDNUT	IRR	47			Taluk Level	38	679.30	
30	Ballari	Kudligi	KUDLIGI	Hobli	GROUNDNUT	IRR	22	10	634.16				
31	Ballari	Kudligi	GUDEKOTE(H)	Hobli	Maize (Makka)(Irrigated)	IRR						2807.03	
32	Ballari	Kudligi	HOSAHALLI(H)	Hobli	Maize (Makka)(Irrigated)	IRR			1642.17				
33	Ballari	Kudligi	KOTTURU(H)	Hobli	Maize (Makka)(Irrigated)	IRR						2807.03	

(P)


Government of Karnataka
Directorate of Economics and Statistics
Hobli Level Average Yield data for Summer season 2016-17

S.N	District	Taluk	Insurance Unit (hobli/ GP)	GP/HOB LI	Crop	IRR_R F	Area_Sown_Ha	No_CCE_C onducted	Average Yield(Kg/Ha)	Name_Of_Higher_L evel	No_cceCo nducted_H igher	Higher average Yield(Kg/Ha)	Synthetic Yield
34	Ballari	Kudligi	KUDLIGI(H)	Hobli	Maize (Makka)(Irrigated)	IRR						2807.03	
35	Ballari	Kudligi	GUDEKOTE	Hobli	Onion	IRR	0			Taluk Level	6	16333.33	
36	Ballari	Kudligi	HOSAHALLI	Hobli	Onion	IRR	3			Taluk Level	6	16333.33	
37	Ballari	Kudligi	KOTTURU	Hobli	Onion	IRR	0			Taluk Level	6	16333.33	
38	Ballari	Kudligi	KUDLIGI	Hobli	Onion	IRR	2			Taluk Level	6	16333.33	
39	Ballari	Kudligi	GUDEKOTE	Hobli	PADDY	IRR	11			Taluk Level	8	5727.46	
40	Ballari	Kudligi	GUDEKOTE(H)	Hobli	Sorghum (Jowar/Great Millet)(Irrigated)	IRR						1687.19	
41	Ballari	Kudligi	GUDEKOTE	Hobli	SUNFLOWER	IRR	1			Taluk Level	2	0.00	
42	Ballari	Kudligi	HOSAHALLI	Hobli	SUNFLOWER	IRR	2			Taluk Level	2	0.00	
43	Ballari	Kudligi	KOTTURU	Hobli	SUNFLOWER	IRR	0			Taluk Level	2	0.00	
44	Ballari	Kurugodu	KURUGODU	Hobli	GROUNDNUT	IRR	0			District Level	323	813.36	
45	Ballari	Kurugodu	KURUGODU	Hobli	PADDY	IRR	367			Taluk Level	8	4688.17	
46	Ballari	Kurugodu	KURUGODU	Hobli	SUNFLOWER	IRR	0			District Level	36	123.83	
47	Ballari	Sandur	CHORANURU	Hobli	Onion	IRR	0			Taluk Level	10	13564.00	
48	Ballari	Sandur	SANDURU	Hobli	Onion	IRR	12	10	13564.00				
49	Ballari	Sandur	CHORANURU	Hobli	PADDY	IRR	0			Taluk Level	10	3571.36	
50	Ballari	Sandur	TORANAGALLU	Hobli	PADDY	IRR	75	10	3571.36				

(Signature)

Government of Karnataka
Directorate of Economics and Statistics
Hobli Level Average Yield data for Summer season 2016-17


S.N	District	Taluk	Insurance Unit (hobli/ GP)	GP/HOB LI	Crop	IRR_R F	Area_Sown_Ha	No_CCE_C onducted	Average Yield(Kg/Ha)	Name_Of_Higher_L evel	No_cceCo nducted_H igher	Higher average Yield(Kg/Ha)	Synthetic Yield
51	Ballari	Sandur	TORANAGALLU(H)	Hobli	Sorghum (Jowar/Great Millet)(Irrigated)	IRR			1631.02				
52	Ballari	Sirguppa	TEKKALAKOTE	Hobli	GROUNDNUT	IRR	1			District Level	323	813.36	
53	Ballari	Sirguppa	HACHCHOLLI(H)	Hobli	Sorghum (Jowar/Great Millet)(Irrigated)	IRR						1525.71	
54	Ballari	Sirguppa	KARURU(H)	Hobli	Sorghum (Jowar/Great Millet)(Irrigated)	IRR						1525.71	
55	Ballari	Sirguppa	TEKKALAKOTE(H)	Hobli	Sorghum (Jowar/Great Millet)(Irrigated)	IRR						1525.71	
56	Ballari	Sirguppa	HACHCHOLLI	Hobli	SUNFLOWER	IRR	4			District Level	36	123.83	
57	Ballari	Sirguppa	KARURU	Hobli	SUNFLOWER	IRR	0			District Level	36	123.83	
58	Ballari	Sirguppa	SIRUGUPPA	Hobli	SUNFLOWER	IRR	0			District Level	36	123.83	
59	Ballari	Sirguppa	TEKKALAKOTE	Hobli	SUNFLOWER	IRR	0			District Level	36	123.83	


Joint Director
Crop insurance scheme Division
Directorate of Economics and Statistics



Government of Karnataka
Directorate of Economics and Statistics
Hobli Level Average Yield data for Summer season 2016-17

S.N	District	Taluk	Insurance Unit (hobli/ GP)	GP/HOB LI	Crop	IRR_R F	Area_Sown_Ha	No_CCE_C onducted	Average Yield(Kg/Ha)	Name_Of_Higher_Level	No_cceCo nducted_H igher	Higher average Yield(Kg/Ha)	Synthetic Yield
1	Bengaluru Urban	Bengaluru-East	BIDARAHALLI1	Hobli	PADDY	IRR	5			Taluk Level	6	5695.59	
2	Bengaluru Urban	Bengaluru-East	BIDARAHALLI2	Hobli	PADDY	IRR	2			Taluk Level	6	5695.59	
3	Bengaluru Urban	Bengaluru-East	Bidharahalli3	Hobli	PADDY	IRR	0			Taluk Level	6	5695.59	
4	Bengaluru Urban	Bengaluru-East	VARTURU1	Hobli	PADDY	IRR	1			Taluk Level	6	5695.59	
5	Bengaluru Urban	Bengaluru-East	VARTURU2	Hobli	PADDY	IRR	0			Taluk Level	6	5695.59	


Joint Director
Crop insurance scheme Division
Directorate of Economics and Statistics



Government of Karnataka
Directorate of Economics and Statistics
Hobli Level Average Yield data for Summer season 2016-17

S.N	District	Taluk	Insurance Unit (hobli/ GP)	GP/HOB LI	Crop	IRR_R F	Area Sown_Ha	No_CCE_C onducted	Average Yield(Kg/Ha)	Name_Of_Higher_L evel	No_cceCo nducted_H igher	Higher average Yield(Kg/Ha)	Synthetic Yield
1	Belagavi	Athani	ATHANI	Hobli	SUNFLOWER	IRR	10	10	1427.54				
2	Belagavi	Athani	KAGAVADA	Hobli	SUNFLOWER	IRR	8			Taluk Level	16	1818.60	
3	Belagavi	Athani	TELANGA	Hobli	SUNFLOWER	IRR	0			Taluk Level	16	1818.60	
4	Belagavi	Bailhongal	BAILAHONGALA	Hobli	GROUNDNUT	IRR	82	10	1490.97				
5	Belagavi	Bailhongal	BAILAHONGALA(H)	Hobli	Maize (Makka)(Irrigated)	IRR			2476.51				
6	Belagavi	Bailhongal	NESARAGI(H)	Hobli	Maize (Makka)(Irrigated)	IRR			1319.86				
7	Belagavi	Gokak	ARABHANVI	Hobli	GROUNDNUT	IRR	16	10	2288.70				
8	Belagavi	Gokak	GOKAKA	Hobli	GROUNDNUT	IRR	90	10	1651.25				
9	Belagavi	Gokak	KOWJALAGI	Hobli	GROUNDNUT	IRR	96	10	1590.60				
10	Belagavi	Gokak	ARABHANVI(H)	Hobli	Maize (Makka)(Irrigated)	IRR			6454.43				
11	Belagavi	Gokak	GOKAKA(H)	Hobli	Maize (Makka)(Irrigated)	IRR			3700.49				
12	Belagavi	Hukkeri	HUKKERI	Hobli	GROUNDNUT	IRR	65	10	1158.30				
13	Belagavi	Khanapur	BEEDI	Hobli	SUNFLOWER	IRR	0			District Level	56	1163.16	
14	Belagavi	Kittur	KITTURA(H)	Hobli	Maize (Makka)(Irrigated)	IRR			2226.00				
15	Belagavi	Kittur	KITTURA	Hobli	Tomato	NS	109	10	6445.56				
16	Belagavi	Ramadurg	K CHANDARAGI	Hobli	GROUNDNUT	IRR	650	10	1112.57				

Government of Karnataka
Directorate of Economics and Statistics
Hobli Level Average Yield data for Summer season 2016-17


S.N	District	Taluk	Insurance Unit (hobli/ GP)	GP/HOB LI	Crop	IRR_R F	Area_Sown_Ha	No_CCE_C onducted	Average Yield(Kg/Ha)	Name_Of_Higher_L evel	No_cceCo nducted_H igher	Higher average Yield(Kg/Ha)	Synthetic Yield
17	Belagavi	Ramadurg	KATAKOLA	Hobli	GROUNDNUT	IRR	495	10	736.39				
18	Belagavi	Ramadurg	MUDAKAVI	Hobli	GROUNDNUT	IRR	595	10	1280.45				
19	Belagavi	Ramadurg	SUREBANA	Hobli	GROUNDNUT	IRR	570	10	873.27				
20	Belagavi	Ramadurg	K CHANDARAGI(H)	Hobli	Maize (Makka)(Irrigated)	IRR			1517.73				
21	Belagavi	Ramadurg	K CHANDARAGI	Hobli	SUNFLOWER	IRR	5	10	352.29				
22	Belagavi	Ramadurg	KATAKOLA	Hobli	SUNFLOWER	IRR	6	10	1038.52				
23	Belagavi	Ramadurg	MUDAKAVI	Hobli	SUNFLOWER	IRR	8	10	819.79				
24	Belagavi	Ramadurg	SUREBANA	Hobli	SUNFLOWER	IRR	5	10	1393.31				
25	Belagavi	Savadatti	MUNAVALLI	Hobli	GROUNDNUT	IRR	665	10	1058.67				
26	Belagavi	Savadatti	MURAGODA	Hobli	GROUNDNUT	IRR	312	10	1291.37				
27	Belagavi	Savadatti	SAVADATTI	Hobli	GROUNDNUT	IRR	313	10	1166.10				
28	Belagavi	Savadatti	YARAGATTI	Hobli	GROUNDNUT	IRR	430	10	774.86				

Joint Director
Crop insurance scheme Division
Directorate of Economics and Statistics

9

Government of Karnataka
Directorate of Economics and Statistics
Hobli Level Average Yield data for Summer season 2016-17

S.N	District	Taluk	Insurance Unit (hobli/ GP)	GP/HOB LI	Crop	IRR_R F	Area Sown Ha	No_CCE_C onducted	Average Yield(Kg/Ha)	Name_Of Higher_Level	No_cceCo nducted_H igher	Higher average Yield(Kg/Ha)	Synthetic Yield
1	ChamarajNagar	ChamarajaNagara	CHANDAKAVADI	Hobli	PADDY	IRR	0			District Level	22	6860.33	
2	ChamarajNagar	Gundlupet	BEGURU	Hobli	Onion	IRR	0			Taluk Level	4	3450.00	
3	ChamarajNagar	Gundlupet	HANGALA	Hobli	Onion	IRR	0			Taluk Level	4	3450.00	
4	ChamarajNagar	Gundlupet	KASABA	Hobli	Onion	IRR	4			Taluk Level	4	3450.00	
5	ChamarajNagar	Gundlupet	BEGURU	Hobli	Tomato	NS	48	10	23314.00				
6	ChamarajNagar	Gundlupet	KASABA	Hobli	Tomato	NS	37	10	7050.00				
7	ChamarajNagar	Gundlupet	TERAKANAMBI	Hobli	Tomato	NS	100	10	7413.08				
8	ChamarajNagar	Hanur	LOKKANAHALLI(H)	Hobli	Maize (Makka)(Irrigated)	IRR			4116.64				
9	ChamarajNagar	Kollegala	KASABA	Hobli	PADDY	IRR	41	10	6505.55				
10	ChamarajNagar	Kollegala	PALYA	Hobli	PADDY	IRR	26	10	7745.66				
11	ChamarajNagar	Kollegala	KASABA	Hobli	RAGI	IRR	21	10	2468.98				
12	ChamarajNagar	Yalandur	KASABA	Hobli	PADDY	IRR	1			Taluk Level	2	4207.52	
13	ChamarajNagar	Yalandur	KASABA	Hobli	RAGI	IRR	99	10	3181.94				


Joint Director
Crop insurance scheme Division
Directorate of Economics and Statistics




Government of Karnataka
Directorate of Economics and Statistics
Hobli Level Average Yield data for Summer season 2016-17

S.N	District	Taluk	Insurance Unit (hobli/ GP)	GP/HOBLI	Crop	IRR_R F	Area Sown Ha	No_CCE_C onducted	Average Yield(Kg/Ha)	Name_Of_Higher_Level	No_cceCo nducted_H igher	Higher average Yield(Kg/Ha)	Synthetic Yield
1	Chikkaballapur	Bagepalli	PATAPALYA	Hobli	SUNFLOWER	IRR	0			State Level	307	723.73	
2	Chikkaballapur	Chinthamani	AMBAJIDURGA	Hobli	PADDY	IRR	0			State Level	1526	4740.04	
3	Chikkaballapur	Chinthamani	CHILAKALANERPU	Hobli	PADDY	IRR	0			State Level	1526	4740.04	
4	Chikkaballapur	Chinthamani	KAIVARA	Hobli	PADDY	IRR	0			State Level	1526	4740.04	
5	Chikkaballapur	Chinthamani	KASABA	Hobli	PADDY	IRR	0			State Level	1526	4740.04	
6	Chikkaballapur	Chinthamani	MUNGANAHALLI	Hobli	PADDY	IRR	0			State Level	1526	4740.04	
7	Chikkaballapur	Chinthamani	MURAGAMALLA	Hobli	PADDY	IRR	0			State Level	1526	4740.04	
8	Chikkaballapur	Gauribidanur	D PALYA	Hobli	GROUNDNUT	IRR	0			State Level	2532	876.81	
9	Chikkaballapur	Gauribidanur	HOSURU	Hobli	GROUNDNUT	IRR	0			State Level	2532	876.81	
10	Chikkaballapur	Gauribidanur	MANCHENAHALLI	Hobli	GROUNDNUT	IRR	0			State Level	2532	876.81	
11	Chikkaballapur	Gauribidanur	NAGARAGERE	Hobli	GROUNDNUT	IRR	0			State Level	2532	876.81	
12	Chikkaballapur	Gauribidanur	TONDEBAVI	Hobli	GROUNDNUT	IRR	0			State Level	2532	876.81	
13	Chikkaballapur	Gauribidanur	D PALYA(H)	Hobli	Maize (Makka)(Irrigated)	IRR						7485.13	
14	Chikkaballapur	Gauribidanur	NAGARAGERE	Hobli	PADDY	IRR	0			State Level	1526	4740.04	
15	Chikkaballapur	Gauribidanur	D PALYA	Hobli	SUNFLOWER	IRR	0			State Level	307	723.73	
16	Chikkaballapur	Gauribidanur	HOSURU	Hobli	SUNFLOWER	IRR	0			State Level	307	723.73	
17	Chikkaballapur	Gauribidanur	KASABA	Hobli	SUNFLOWER	IRR	0			State Level	307	723.73	

Government of Karnataka
Directorate of Economics and Statistics
Hobli Level Average Yield data for Summer season 2016-17


S.N	District	Taluk	Insurance Unit (hobli/ GP)	GP/HOB LI	Crop	IRR_R F	Area_Sown_Ha	No_CCE_C onducted	Average Yield(Kg/Ha)	Name_Of_Higher_L evel	No_cceCo nducted_H igher	Higher average Yield(Kg/Ha)	Synthetic Yield
18	Chikkaballapur	Gauribidanur	MANCHENAHALLI	Hobli	SUNFLOWER	IRR	0			State Level	307	723.73	
19	Chikkaballapur	Gauribidanur	NAGARAGERE	Hobli	SUNFLOWER	IRR	0			State Level	307	723.73	
20	Chikkaballapur	Gauribidanur	TONDEBAVI	Hobli	SUNFLOWER	IRR	0			State Level	307	723.73	


Joint Director
Crop insurance scheme Division
Directorate of Economics and Statistics

②

Government of Karnataka
Directorate of Economics and Statistics
Hobli Level Average Yield data for Summer season 2016-17

S.N	District	Taluk	Insurance Unit (hobli/ GP)	GP/HOB LI	Crop	IRR_R F	Area Sown Ha	No_CCE_C onducted	Average Yield(Kg/Ha)	Name_Of_Higher_Level	No_cceCo nducted_H igher	Higher average Yield(Kg/Ha)	Synthetic Yield
1	Chikkamagaluru	Kadur	BEERURU	Hobli	GROUNDNUT	IRR	0			Taluk Level	4	0.00	
2	Chikkamagaluru	Kadur	KASABA	Hobli	GROUNDNUT	IRR	2			Taluk Level	4	0.00	
3	Chikkamagaluru	Mudigere	KALASA	Hobli	PADDY	IRR	9	10	4236.04				
4	Chikkamagaluru	Tarikere	KASABA	Hobli	PADDY	IRR	16			Taluk Level	12	6081.44	
5	Chikkamagaluru	Tarikere	LAKKAVALLI	Hobli	PADDY	IRR	244	10	6173.71				


Joint Director
Crop insurance scheme Division
Directorate of Economics and Statistics


Government of Karnataka
Directorate of Economics and Statistics
Hobli Level Average Yield data for Summer season 2016-17

S.N	District	Taluk	Insurance Unit (hobli/ GP)	GP/HOBLI	Crop	IRR_R F	Area_Sown_Ha	No_CCE_C onducted	Average Yield(Kg/Ha)	Name_Of_Higher_Level	No_cceCo nducted_H igher	Higher average Yield(Kg/Ha)	Synthetic Yield
1	Chitradurga	Challakere	NAYAKANAHATTI	Hobli	PADDY	IRR	0			Taluk Level	4	2331.92	
2	Chitradurga	Challakere	PARASHURAOPURA	Hobli	PADDY	IRR	8					4512.00	Y
3	Chitradurga	Challakere	TALAKU	Hobli	PADDY	IRR	7					2800.00	Y
4	Chitradurga	Challakere	KASABA	Hobli	RAGI	IRR	129	10	1641.96				
5	Chitradurga	Challakere	NAYAKANAHATTI	Hobli	RAGI	IRR	249	10	860.94				
6	Chitradurga	Challakere	PARASHURAOPURA	Hobli	RAGI	IRR	285			Taluk Level	39	1682.31	
7	Chitradurga	Challakere	TALAKU	Hobli	RAGI	IRR	200	10	1270.18				
8	Chitradurga	Challakere	NAYAKANAHATTI(H)	Hobli	Sorghum (Jowar/Great Millet)(Irrigated)	IRR						1481.89	
9	Chitradurga	Challakere	KASABA	Hobli	SUNFLOWER	IRR	0			State Level	307	723.73	
10	Chitradurga	Challakere	NAYAKANAHATTI	Hobli	SUNFLOWER	IRR	0			State Level	307	723.73	
11	Chitradurga	Challakere	PARASHURAOPURA	Hobli	SUNFLOWER	IRR	0			State Level	307	723.73	
12	Chitradurga	Chitradurga	BHARAMASAGARA	Hobli	GROUNDNUT	IRR	2			Taluk Level	6	1094.48	
13	Chitradurga	Chitradurga	KASABA	Hobli	GROUNDNUT	IRR	3			Taluk Level	6	1094.48	
14	Chitradurga	Chitradurga	TURUVANURU(H)	Hobli	Maize (Makka)(Irrigated)	IRR						3239.49	
15	Chitradurga	Hiiriyur	DHARMAPURA(H)	Hobli	Maize (Makka)(Irrigated)	IRR						3239.49	
16	Chitradurga	Hiiriyur	AIMANGALA	Hobli	PADDY	IRR	0			Taluk Level	2	3640.48	
17	Chitradurga	Hiiriyur	DHARMAPURA	Hobli	PADDY	IRR	0			Taluk Level	2	3640.48	

Government of Karnataka
Directorate of Economics and Statistics
Hobli Level Average Yield data for Summer season 2016-17

S.N	District	Taluk	Insurance Unit (hobli/ GP)	GP/HOB LI	Crop	IRR_R F	Area_Sown_Ha	No_CCE_C onducted	Average Yield(Kg/Ha)	Name_Of_Higher_L evel	No_cceCo nducted_H igher	Higher average Yield(Kg/Ha)	Synthetic Yield
18	Chitradurga	Hiiriyur	J G HALLI	Hobli	PADDY	IRR	0			Taluk Level	2	3640.48	
19	Chitradurga	Hiiriyur	KASABA	Hobli	PADDY	IRR	2			Taluk Level	2	3640.48	
20	Chitradurga	Hiiriyur	AIMANGALA	Hobli	RAGI	IRR	331			Taluk Level	20	1671.17	
21	Chitradurga	Hiiriyur	DHARMAPURA	Hobli	RAGI	IRR	398			Taluk Level	20	1671.17	
22	Chitradurga	Hiiriyur	J G HALLI	Hobli	RAGI	IRR	230			Taluk Level	20	1671.17	
23	Chitradurga	Hiiriyur	KASABA	Hobli	RAGI	IRR	180			Taluk Level	20	1671.17	
24	Chitradurga	Hiiriyur	AIMANGALA	Hobli	SUNFLOWER	IRR	0			State Level	307	723.73	
25	Chitradurga	Hiiriyur	DHARMAPURA	Hobli	SUNFLOWER	IRR	0			State Level	307	723.73	
26	Chitradurga	Hiiriyur	J G HALLI	Hobli	SUNFLOWER	IRR	0			State Level	307	723.73	
27	Chitradurga	Hiiriyur	KASABA	Hobli	SUNFLOWER	IRR	0			State Level	307	723.73	
28	Chitradurga	Molakalmur	DEVASAMUDRA	Hobli	GROUNDNUT	IRR	40			Taluk Level	12	658.42	
29	Chitradurga	Molakalmur	KASABA	Hobli	GROUNDNUT	IRR	20			Taluk Level	12	658.42	
30	Chitradurga	Molakalmur	DEVASAMUDRA	Hobli	PADDY	IRR	12			Taluk Level	9	3849.25	
31	Chitradurga	Molakalmur	KASABA	Hobli	PADDY	IRR	2			Taluk Level	9	3849.25	

Q/i


Joint Director
Crop insurance scheme Division
Directorate of Economics and Statistics

Government of Karnataka
Directorate of Economics and Statistics
Hobli Level Average Yield data for Summer season 2016-17

S.N	District	Taluk	Insurance Unit (hobli/ GP)	GP/HOB LI	Crop	IRR_R F	Area_Sown_Ha	No_CCE_C onducted	Average Yield(Kg/Ha)	Name_Of_Higher_Level	No_cceCo nducted_H igher	Higher average Yield(Kg/Ha)	Synthetic Yield
1	DakshinaKannada	Bantwal	BANTVALA	Hobli	PADDY	IRR	0			Taluk Level	2	5440.59	
2	DakshinaKannada	Bantwal	PANEMANGALURU	Hobli	PADDY	IRR	1			Taluk Level	2	5440.59	


Joint Director

Crop insurance scheme Division
Directorate of Economics and Statistics



Government of Karnataka
Directorate of Economics and Statistics
Hobli Level Average Yield data for Summer season 2016-17

S.N	District	Taluk	Insurance Unit (hobli/ GP)	GP/HOB LI	Crop	IRR_R F	Area_Sown_Ha	No_CCE_C onducted	Average Yield(Kg/Ha)	Name_Of Higher_L evel	No_cceCo nducted_H igher	Higher average Yield(Kg/Ha)	Synthetic Yield
1	Davangere	Channagiri	BASAVAPATTANA-1	Hobli	PADDY	IRR	167	10	5039.63				
2	Davangere	Channagiri	BASAVAPATTANA-2	Hobli	PADDY	IRR	172			Taluk Level	36	6268.13	
3	Davangere	Channagiri	SANTEBENNURU-1	Hobli	PADDY	IRR	513			Taluk Level	36	6268.13	
4	Davangere	Channagiri	SANTEBENNURU-2	Hobli	PADDY	IRR	90	10	6546.15				
5	Davangere	Davanagere	KASABA(H)	Hobli	Cowpea/Alasande(Irrigated)	IRR						196.36	
6	Davangere	Davanagere	ANAGODU	Hobli	GROUNDNUT	IRR	0			Taluk Level	2	1392.65	
7	Davangere	Davanagere	KASABA	Hobli	GROUNDNUT	IRR	0			Taluk Level	2	1392.65	
8	Davangere	Davanagere	MAYAKONDA	Hobli	GROUNDNUT	IRR	1			Taluk Level	2	1392.65	
9	Davangere	Harapanahalli	ARASIKERI	Hobli	GROUNDNUT	IRR	124			Taluk Level	16	1375.31	
10	Davangere	Harapanahalli	CHIGATERI	Hobli	GROUNDNUT	IRR	185			Taluk Level	16	1375.31	
11	Davangere	Harapanahalli	KASABA	Hobli	GROUNDNUT	IRR	137			Taluk Level	16	1375.31	
12	Davangere	Harapanahalli	TELAGI	Hobli	GROUNDNUT	IRR	175			Taluk Level	16	1375.31	
13	Davangere	Harapanahalli	CHIGATERI	Hobli	Onion	IRR	59			State Level	80	11080.80	
14	Davangere	Harapanahalli	ARASIKERI	Hobli	PADDY	IRR	157	10	4933.94				
15	Davangere	Harapanahalli	TELAGI	Hobli	PADDY	IRR	373			Taluk Level	18	6036.71	
16	Davangere	Harapanahalli	ARASIKERI	Hobli	RAGI	IRR	377			Taluk Level	12	2158.69	
17	Davangere	Harapanahalli	CHIGATERI	Hobli	RAGI	IRR	102			Taluk Level	12	2158.69	


Government of Karnataka
Directorate of Economics and Statistics
Hobli Level Average Yield data for Summer season 2016-17

S.N	District	Taluk	Insurance Unit (hobli/ GP)	GP/HOBLI	Crop	IRR_R F	Area_Sown_Ha	No_CCE_C onducted	Average Yield(Kg/Ha)	Name_Of_Higher_Level	No_cceCo nducted_H igher	Higher average Yield(Kg/Ha)	Synthetic Yield
18	Davangere	Harapanahalli	KASABA	Hobli	RAGI	IRR	103			Taluk Level	12	2158.69	
19	Davangere	Harapanahalli	TELAGI	Hobli	RAGI	IRR	149			Taluk Level	12	2158.69	
20	Davangere	Harapanahalli	CHIGATERI(H)	Hobli	Sorghum (Jowar/Great Millet)(Irrigated)	IRR						2325.06	
21	Davangere	Harihar	KASABA	Hobli	GROUNDNUT	IRR	6			Taluk Level	2	1509.60	
22	Davangere	Harihar	KASABA	Hobli	PADDY	IRR	608					4971.00	Y
23	Davangere	Harihar	MALEBENNURU	Hobli	PADDY	IRR	1549					4925.00	Y
24	Davangere	Harihar	KASABA(H)	Hobli	Sorghum (Jowar/Great Millet)(Irrigated)	IRR			3471.59				
25	Davangere	Harihar	MALEBENNURU(H)	Hobli	Sorghum (Jowar/Great Millet)(Irrigated)	IRR			1178.53				
26	Davangere	Honnali	BELAGUTTI	Hobli	GROUNDNUT	IRR	0			Taluk Level	12	1461.95	
27	Davangere	Honnali	GOVINAKOVI-1	Hobli	GROUNDNUT	IRR	24			Taluk Level	12	1461.95	
28	Davangere	Honnali	GOVINAKOVI-2	Hobli	GROUNDNUT	IRR	10			Taluk Level	12	1461.95	
29	Davangere	Honnali	KASABA	Hobli	GROUNDNUT	IRR	14			Taluk Level	12	1461.95	
30	Davangere	Honnali	SASVEHALLI-1	Hobli	GROUNDNUT	IRR	2			Taluk Level	12	1461.95	
31	Davangere	Honnali	GOVINAKOVI-2(H)	Hobli	Maize (Makka)(Irrigated)	IRR			3695.39				
32	Davangere	Honnali	KASABA(H)	Hobli	Maize (Makka)(Irrigated)	IRR						3903.34	
33	Davangere	Honnali	SASVEHALLI-1(H)	Hobli	Maize (Makka)(Irrigated)	IRR						3903.34	

9/1

Government of Karnataka
Directorate of Economics and Statistics
Hobli Level Average Yield data for Summer season 2016-17


S.N	District	Taluk	Insurance Unit (hobli/ GP)	GP/HOB LI	Crop	IRR_R F	Area_Sown_Ha	No_CCE_C onducted	Average Yield(Kg/Ha)	Name_Of_Higher_Level	No_cceCo nducted_H igher	Higher average Yield(Kg/Ha)	Synthetic Yield
34	Davangere	Honnali	BELAGUTTI	Hobli	PADDY	IRR	0			Taluk Level	39	5425.90	
35	Davangere	Honnali	GOVINAKOVI-1	Hobli	PADDY	IRR	165	10	5118.48				
36	Davangere	Honnali	GOVINAKOVI-2	Hobli	PADDY	IRR	125	10	5242.63				
37	Davangere	Honnali	KASABA	Hobli	PADDY	IRR	535			Taluk Level	39	5425.90	
38	Davangere	Honnali	SASVEHALLI-1	Hobli	PADDY	IRR	185			Taluk Level	39	5425.90	
39	Davangere	Honnali	SASVEHALLI-2	Hobli	PADDY	IRR	177			Taluk Level	39	5425.90	
40	Davangere	Honnali	BELAGUTTI	Hobli	SUNFLOWER	IRR	0			State Level	307	723.73	
41	Davangere	Honnali	KASABA	Hobli	SUNFLOWER	IRR	0			State Level	307	723.73	
42	Davangere	Jagalur	KASABA	Hobli	GROUNDNUT	IRR	7			Taluk Level	13	690.41	
43	Davangere	Jagalur	SOKKE	Hobli	GROUNDNUT	IRR	28			Taluk Level	13	690.41	


Joint Director
Crop insurance scheme Division
Directorate of Economics and Statistics



Government of Karnataka
Directorate of Economics and Statistics
Hobli Level Average Yield data for Summer season 2016-17


S.N	District	Taluk	Insurance Unit (hobli/ GP)	GP/HOB LI	Crop	IRR_R F	Area Sown Ha	No_CCE_C onducted	Average Yield(Kg/Ha)	Name_Of_Higher_Level	No_cceCo nducted_H igher	Higher average Yield(Kg/Ha)	Synthetic Yield
1	Dharwad	Hubballi	CHABBI	Hobli	GROUNDNUT	IRR	124	10	891.98				
2	Dharwad	Hubballi	CHABBI(H)	Hobli	Maize (Makka)(Irrigated)	IRR			2739.67				
3	Dharwad	Kalgatigi	DHUMMAVADA	Hobli	GROUNDNUT	IRR	41	10	1327.23				
4	Dharwad	Kalgatigi	KALAGHATAGI(H)	Hobli	Maize (Makka)(Irrigated)	IRR						4061.56	
5	Dharwad	Kalgatigi	TABAKADAHONNIH ALLI(H)	Hobli	Maize (Makka)(Irrigated)	IRR						4061.56	
6	Dharwad	Kundgol	SANSHI	Hobli	GROUNDNUT	IRR	72	10	920.05				


Joint Director
Crop insurance scheme Division
Directorate of Economics and Statistics



Government of Karnataka
Directorate of Economics and Statistics
Hobli Level Average Yield data for Summer season 2016-17

S.N	District	Taluk	Insurance Unit (hobli/ GP)	GP/HOB LI	Crop	IRR_R F	Area_Sown_Ha	No_CCE_C onducted	Average Yield(Kg/Ha)	Name_Of_Higher_Level	No_cceCo nducted_H igher	Higher average Yield(Kg/Ha)	Synthetic Yield
1	Gadag	Gadag	BETAGERI	Hobli	GROUNDNUT	IRR	101	10	921.09				
2	Gadag	Gadag	GADAGA	Hobli	GROUNDNUT	IRR	132	10	582.18				
3	Gadag	Gadag	BETAGERI	Hobli	SUNFLOWER	IRR	0			District Level	13	61.65	
4	Gadag	Gajendragad	NAREGALLA(H)	Hobli	Cowpea/Alasande(Irrigated)	IRR						170.88	
5	Gadag	Gajendragad	NAREGALLA	Hobli	SUNFLOWER	IRR	0			District Level	13	61.65	
6	Gadag	Mundargi	MUNDARAGI	Hobli	PADDY	IRR	752					6047.00	Y
7	Gadag	Mundargi	DAMBALA	Hobli	SUNFLOWER	IRR	203					780.00	Y
8	Gadag	Mundargi	MUNDARAGI	Hobli	SUNFLOWER	IRR	2					828.00	Y
9	Gadag	Ron	HOLEALURA	Hobli	SUNFLOWER	IRR	6			Taluk Level	2	0.00	
10	Gadag	Ron	RONA	Hobli	SUNFLOWER	IRR	0			Taluk Level	2	0.00	
11	Gadag	Shirahatti	SHIRAHATTI	Hobli	PADDY	IRR	13			Taluk Level	8	1484.71	
12	Gadag	Shirahatti	SHIRAHATTI	Hobli	SUNFLOWER	IRR	4			District Level	13	61.65	


Joint Director
Crop insurance scheme Division
Directorate of Economics and Statistics

Government of Karnataka
Directorate of Economics and Statistics
Hobli Level Average Yield data for Summer season 2016-17

S.N	District	Taluk	Insurance Unit (hobli/ GP)	GP/HOBLI	Crop	IRR_R F	Area_Sown_Ha	No_CCE_C onducted	Average Yield(Kg/Ha)	Name_Of_Higher_Level	No_cceCo nducted_H igher	Higher average Yield(Kg/Ha)	Synthetic Yield
1	Hasan	Alur	KASABA	Hobli	PADDY	IRR	0			District Level	17	4410.22	
2	Hasan	Alur	PALYA	Hobli	PADDY	IRR	0			District Level	17	4410.22	
3	Hasan	Arkalgud	KASABA	Hobli	PADDY	IRR	0			Taluk Level	6	5270.59	
4	Hasan	Arkalgud	KONANURU	Hobli	PADDY	IRR	5			Taluk Level	6	5270.59	
5	Hasan	Belur	AREHALLI	Hobli	PADDY	IRR	0			District Level	17	4410.22	
6	Hasan	Chanrayapatna	DANDIGANAHALLI	Hobli	PADDY	IRR	0			District Level	17	4410.22	
7	Hasan	Chanrayapatna	KASABA	Hobli	PADDY	IRR	0			District Level	17	4410.22	
8	Hasan	Hassan	KATTAYA	Hobli	GROUNDNUT	IRR	2			Taluk Level	2	0.00	
9	Hasan	Hassan	KATTAYA	Hobli	PADDY	IRR	0			District Level	17	4410.22	
10	Hasan	Holenarasipura	HALEKOTE	Hobli	PADDY	IRR	80			Taluk Level	7	3316.93	
11	Hasan	Holenarasipura	HALLIMAISURU	Hobli	PADDY	IRR	60			Taluk Level	7	3316.93	
12	Hasan	Holenarasipura	KASABA	Hobli	PADDY	IRR	0			Taluk Level	7	3316.93	
13	Hasan	Sakleshpura	KASABA	Hobli	PADDY	IRR	20			Taluk Level	4	5032.92	


Joint Director

Crop insurance scheme Division
Directorate of Economics and Statistics



Government of Karnataka
Directorate of Economics and Statistics
Hobli Level Average Yield data for Summer season 2016-17

S.N	District	Taluk	Insurance Unit (hobli/ GP)	GP/HOBLI	Crop	IRR_R F	Area_Sown_Ha	No_CCE_C onducted	Average Yield(Kg/Ha)	Name_Of_Higher_Level	No_cceCo nducted_H igher	Higher average Yield(Kg/Ha)	Synthetic Yield
1	Haveri	Hangal	AKKIALURA	Hobli	GROUNDNUT	IRR	2			Taluk Level	12	1227.32	
2	Haveri	Hangal	BAMMANALLI	Hobli	GROUNDNUT	IRR	45	10	1178.22				
3	Haveri	Hangal	AKKIALURA(H)	Hobli	Maize (Makka)(Irrigated)	IRR			3464.87				
4	Haveri	Hangal	BAMMANALLI(H)	Hobli	Maize (Makka)(Irrigated)	IRR						3258.50	
5	Haveri	Hangal	HANAGALLA(H)	Hobli	Maize (Makka)(Irrigated)	IRR			3065.24				
6	Haveri	Hangal	AKKIALURA	Hobli	PADDY	IRR	341	10	2486.26				
7	Haveri	Hangal	BAMMANALLI	Hobli	PADDY	IRR	0			Taluk Level	20	2289.98	
8	Haveri	Hangal	HANAGALLA	Hobli	PADDY	IRR	77	10	2093.70				
9	Haveri	Hangal	AKKIALURA	Hobli	SUNFLOWER	IRR	0			Taluk Level	10	1758.97	
10	Haveri	Hangal	BAMMANALLI	Hobli	SUNFLOWER	IRR	78	10	1758.97				

Government of Karnataka
Directorate of Economics and Statistics
Hobli Level Average Yield data for Summer season 2016-17


S.N	District	Taluk	Insurance Unit (hobli/ GP)	GP/HOBLI	Crop	IRR_R F	Area Sown_Ha	No_CCE_C onducted	Average Yield(Kg/Ha)	Name_Of_Higher_Level	No_cceCo nducted_H igher	Higher average Yield(Kg/Ha)	Synthetic Yield
11	Haveri	Haveri	GUTTALA(H)	Hobli	Maize (Makka)(Irrigated)	IRR			1208.68				
12	Haveri	Haveri	HAVERI(H)	Hobli	Maize (Makka)(Irrigated)	IRR						1691.71	
13	Haveri	Haveri	GUTTALA	Hobli	PADDY	IRR	60	10	2157.45				
14	Haveri	Haveri	GUTTALA(H)	Hobli	Sorghum (Jowar/Great Millet)(Irrigated)	IRR			957.10				
15	Haveri	Haveri	GUTTALA	Hobli	SUNFLOWER	IRR	10			Taluk Level	6	378.45	
16	Haveri	Haveri	KARAJAGI	Hobli	SUNFLOWER	IRR	0			Taluk Level	6	378.45	
17	Haveri	Hirekerur	HIREKERURA	Hobli	GROUNDNUT	IRR	0			Taluk Level	4	1557.25	
18	Haveri	Hirekerur	RATTEEHALLI	Hobli	GROUNDNUT	IRR	5			Taluk Level	4	1557.25	
19	Haveri	Hirekerur	RATTEEHALLI(H)	Hobli	Maize (Makka)(Irrigated)	IRR			3699.47				
20	Haveri	Hirekerur	RATTEEHALLI	Hobli	PADDY	IRR	481	10	4479.30				

Government of Karnataka
Directorate of Economics and Statistics
Hobli Level Average Yield data for Summer season 2016-17

S.N	District	Taluk	Insurance Unit (hobli/ GP)	GP/HOBLI	Crop	IRR_R F	Area_Sown_Ha	No_CCE_C onducted	Average Yield(Kg/Ha)	Name_Of_Higher_Level	No_cceCo nducted_H igher	Higher average Yield(Kg/Ha)	Synthetic Yield
21	Haveri	Hirekerur	HIREKERURA	Hobli	SUNFLOWER	IRR	0			District Level	16	1241.27	
22	Haveri	Hirekerur	RATTEHALLI	Hobli	SUNFLOWER	IRR	0			District Level	16	1241.27	
23	Haveri	Ranebennur	KUPPELURA	Hobli	GROUNDNUT	IRR	16	10	1126.24				
24	Haveri	Ranebennur	MEDLERI	Hobli	GROUNDNUT	IRR	188	10	719.93				
25	Haveri	Ranebennur	KUPPELURA	Hobli	PADDY	IRR	1216	10	3647.19				
26	Haveri	Ranebennur	MEDLERI	Hobli	PADDY	IRR	1806	10	4293.08				
27	Haveri	Ranebennur	MEDLERI(H)	Hobli	Sorghum (Jowar/Great Millet)(Irrigated)	IRR			811.74				
28	Haveri	Ranebennur	MEDLERI	Hobli	SUNFLOWER	IRR	0			District Level	16	1241.27	
29	Haveri	Savanur	HATTIMATTURA(H)	Hobli	Cowpea/Alasande(Irrigated)	IRR			200.39				
30	Haveri	Savanur	HATTIMATTURA	Hobli	SUNFLOWER	IRR	0			District Level	16	1241.27	

Government of Karnataka
Directorate of Economics and Statistics
Hobli Level Average Yield data for Summer season 2016-17

S.N	District	Taluk	Insurance Unit (hobli/ GP)	GP/HOB LI	Crop	IRR_R F	Area_Sown_Ha	No_CCE_C onducted	Average Yield(Kg/Ha)	Name_Of_Higher_Level	No_cceCo nducted_H igher	Higher average Yield(Kg/Ha)	Synthetic Yield
31	Haveri	Shiggaon	BANKAPURA(H)	Hobli	Maize (Makka)(Irrigated)	IRR			2059.34				

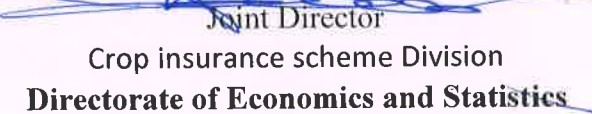

 Joint Director
 Crop insurance scheme Division
 Directorate of Economics and Statistics

②

②

Government of Karnataka
Directorate of Economics and Statistics
Hobli Level Average Yield data for Summer season 2016-17


S.N	District	Taluk	Insurance Unit (hobli/ GP)	GP/HOB LI	Crop	IRR_R F	Area Sown Ha	No_CCE_C onducted	Average Yield(Kg/Ha)	Name_Of_Higher_Level	No_cceCo nducted_H igher	Higher average Yield(Kg/Ha)	Synthetic Yield
1	Kalaburgi	Chincholi	AINAPURA	Hobli	GROUNDNUT	IRR	10			Taluk Level	8	1388.53	
2	Kalaburgi	Chincholi	CHINCHOLI	Hobli	GROUNDNUT	IRR	8			Taluk Level	8	1388.53	
3	Kalaburgi	Yedrami	IJERI(H)	Hobli	Maize (Makka)(Irrigated)	IRR			3499.15				
4	Kalaburgi	Yedrami	YADRAMI	Hobli	SUNFLOWER	IRR	9			Taluk Level	2	891.17	


Joint Director
Crop insurance scheme Division
Directorate of Economics and Statistics



Government of Karnataka
Directorate of Economics and Statistics
Hobli Level Average Yield data for Summer season 2016-17

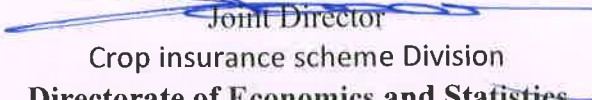
S.N	District	Taluk	Insurance Unit (hobli/ GP)	GP/HOB LI	Crop	IRR_R F	Area_Sown_Ha	No_CCE_C onducted	Average Yield(Kg/Ha)	Name_Of_Higher_Level	No_cceCo nducted_H igher	Higher average Yield(Kg/Ha)	Synthetic Yield
1	Kodagu	Somawarpet	KUSHALANAGARA	Hobli	PADDY	IRR	1			Taluk Level	10	2994.59	
2	Kodagu	Somawarpet	SHANTALLI	Hobli	PADDY	IRR	8			Taluk Level	10	2994.59	
3	Kodagu	Somawarpet	SUNTIKOPPA	Hobli	PADDY	IRR	10			Taluk Level	10	2994.59	


Joint Director
Crop insurance scheme Division
Directorate of Economics and Statistics



Government of Karnataka
Directorate of Economics and Statistics
Hobli Level Average Yield data for Summer season 2016-17

S.N	District	Taluk	Insurance Unit (hobli/ GP)	GP/HOB LI	Crop	IRR_R F	Area_ Sown_ Ha	No_CCE_C onducted	Average Yield(Kg/Ha)	Name_Of _Higher_L evel	No_cceCo nducted_H igher	Higher average Yield(Kg/Ha)	Synthetic Yield
1	Kolar	Bangarpet	BETAMANGALA	Hobli	PADDY	IRR	0			State Level	1526	4740.04	
2	Kolar	Bangarpet	KYASAMBALI	Hobli	PADDY	IRR	0			State Level	1526	4740.04	


Joint Director
Crop insurance scheme Division
Directorate of Economics and Statistics



Government of Karnataka
Directorate of Economics and Statistics
Hobli Level Average Yield data for Summer season 2016-17

S.N	District	Taluk	Insurance Unit (hobli/ GP)	GP/HOB LI	Crop	IRR_R F	Area Sown Ha	No_CCE_C onducted	Average Yield(Kg/Ha)	Name_Of Higher_L evel	No_cceCo nducted_H igher	Higher average Yield(Kg/Ha)	Synthetic Yield
1	Koppal	Gangavathi	GANGAVATI	Hobli	GROUNDNUT	IRR	47	10	1832.31				
2	Koppal	Gangavathi	HULIHAI DARA	Hobli	GROUNDNUT	IRR	170			Taluk Level	37	1012.31	
3	Koppal	Gangavathi	KANAKAGIRI	Hobli	GROUNDNUT	IRR	201	10	680.94				
4	Koppal	Gangavathi	NAVALI	Hobli	GROUNDNUT	IRR	10			Taluk Level	37	1012.31	
5	Koppal	Gangavathi	SIDDAPURA	Hobli	GROUNDNUT	IRR	0			Taluk Level	37	1012.31	
6	Koppal	Gangavathi	VENKATAGIRI	Hobli	GROUNDNUT	IRR	350			Taluk Level	37	1012.31	
7	Koppal	Gangavathi	HULIHAI DARA(H)	Hobli	Maize (Makka)(Irrigated)	IRR						1631.97	
8	Koppal	Gangavathi	GANGAVATI	Hobli	PADDY	IRR	1172			Taluk Level	47	3050.09	
9	Koppal	Gangavathi	HULIHAI DARA	Hobli	PADDY	IRR	2			Taluk Level	47	3050.09	
10	Koppal	Gangavathi	KANAKAGIRI	Hobli	PADDY	IRR	5			Taluk Level	47	3050.09	
11	Koppal	Gangavathi	MARALI	Hobli	PADDY	IRR	1223			Taluk Level	47	3050.09	
12	Koppal	Gangavathi	NAVALI	Hobli	PADDY	IRR	20			Taluk Level	47	3050.09	
13	Koppal	Gangavathi	SIDDAPURA	Hobli	PADDY	IRR	1250			Taluk Level	47	3050.09	
14	Koppal	Gangavathi	VENKATAGIRI	Hobli	PADDY	IRR	810			Taluk Level	47	3050.09	
15	Koppal	Gangavathi	KANAKAGIRI(H)	Hobli	Sorghum (Jowar/Great Millet)(Irrigated)	IRR						1124.30	
16	Koppal	Gangavathi	HULIHAI DARA	Hobli	SUNFLOWER	IRR	9			Taluk Level	15	55.65	
17	Koppal	Gangavathi	KANAKAGIRI	Hobli	SUNFLOWER	IRR	6					498.00	Y

Government of Karnataka
Directorate of Economics and Statistics
Hobli Level Average Yield data for Summer season 2016-17

S.N	District	Taluk	Insurance Unit (hobli/ GP)	GP/HOB LI	Crop	IRR_R F	Area_Sown_Ha	No_CCE_C onducted	Average Yield(Kg/Ha)	Name_Of_Higher_L evel	No_cceCo nducted_H igher	Higher average Yield(Kg/Ha)	Synthetic Yield
18	Koppal	Gangavathi	NAVALI	Hobli	SUNFLOWER	IRR	3			Taluk Level	15	55.65	
19	Koppal	Gangavathi	VENKATAGIRI	Hobli	SUNFLOWER	IRR	75					1605.00	Y
20	Koppal	Karatagi	KARATAGI(H)	Hobli	Cowpea/Alasande(Irrigated)	IRR			193.56				
21	Koppal	Karatagi	KARATAGI	Hobli	GROUNDNUT	IRR	4			Taluk Level	4	524.14	
22	Koppal	Karatagi	KARATAGI	Hobli	PADDY	IRR	255	10	2952.65				
23	Koppal	Koppal	ALAVANDI(H)	Hobli	Cowpea/Alasande(Irrigated)	IRR						130.24	
24	Koppal	Koppal	IRAKALLAGADA(H)	Hobli	Cowpea/Alasande(Irrigated)	IRR						130.24	
25	Koppal	Koppal	KOPPALA(H)	Hobli	Cowpea/Alasande(Irrigated)	IRR			12.04				
26	Koppal	Koppal	ALAVANDI(H)	Hobli	Maize (Makka)(Irrigated)	IRR			3661.73				
27	Koppal	Koppal	IRAKALLAGADA(H)	Hobli	Maize (Makka)(Irrigated)	IRR						3776.71	
28	Koppal	Koppal	KOPPALA(H)	Hobli	Maize (Makka)(Irrigated)	IRR			3643.37				
29	Koppal	Koppal	HITNALA	Hobli	PADDY	IRR	1057					4797.00	Y
30	Koppal	Koppal	KOPPALA	Hobli	PADDY	IRR	10					3951.00	Y
31	Koppal	Koppal	ALAVANDI	Hobli	SUNFLOWER	IRR	454			Taluk Level	4	0.00	
32	Koppal	Koppal	HITNALA	Hobli	SUNFLOWER	IRR	0			Taluk Level	4	0.00	


2/c

Government of Karnataka
Directorate of Economics and Statistics
Hobli Level Average Yield data for Summer season 2016-17

S.N	District	Taluk	Insurance Unit (hobli/ GP)	GP/HOB LI	Crop	IRR_R F	Area_Sown_Ha	No_CCE_C onducted	Average Yield(Kg/Ha)	Name_Of_Higher_Level	No_cceCo nducted_H igher	Higher average Yield(Kg/Ha)	Synthetic Yield
33	Koppal	Koppal	IRAKALLAGADA	Hobli	SUNFLOWER	IRR	0			Taluk Level	4	0.00	
34	Koppal	Koppal	KOPPALA	Hobli	SUNFLOWER	IRR	0			Taluk Level	4	0.00	
35	Koppal	Kushtagi	HANAMANALA	Hobli	GROUNDNUT	IRR	945			Taluk Level	30	686.72	
36	Koppal	Kushtagi	HANAMASAGARA	Hobli	GROUNDNUT	IRR	1130			Taluk Level	30	686.72	
37	Koppal	Kushtagi	KUSHTAGI	Hobli	GROUNDNUT	IRR	1110	10	1075.13				
38	Koppal	Kushtagi	TAVARAGERA	Hobli	GROUNDNUT	IRR	625			Taluk Level	30	686.72	
39	Koppal	Kushtagi	HANAMANALA	Hobli	SUNFLOWER	IRR	400					546.00	Y
40	Koppal	Kushtagi	HANAMASAGARA	Hobli	SUNFLOWER	IRR	38			Taluk Level	11	122.19	
41	Koppal	Kushtagi	KUSHTAGI	Hobli	SUNFLOWER	IRR	480					742.00	Y
42	Koppal	Kushtagi	TAVARAGERA	Hobli	SUNFLOWER	IRR	27			Taluk Level	11	122.19	
43	Koppal	Yelburga	MANGALURU(H)	Hobli	Cowpea/Alasande(Irrigated)	IRR						273.27	
44	Koppal	Yelburga	HIREVANKALAKUNTA	Hobli	GROUNDNUT	IRR	1730			Taluk Level	27	653.28	
45	Koppal	Yelburga	KUKANURA	Hobli	GROUNDNUT	IRR	797	10	642.82				
46	Koppal	Yelburga	MANGALURU	Hobli	GROUNDNUT	IRR	995			Taluk Level	27	653.28	
47	Koppal	Yelburga	YALABURGA	Hobli	GROUNDNUT	IRR	951			Taluk Level	27	653.28	
48	Koppal	Yelburga	HIREVANKALAKUNTA	Hobli	SUNFLOWER	IRR	0			Taluk Level	8	0.00	
49	Koppal	Yelburga	KUKANURA	Hobli	SUNFLOWER	IRR	0			Taluk Level	8	0.00	

Government of Karnataka
Directorate of Economics and Statistics
Hobli Level Average Yield data for Summer season 2016-17

S.N	District	Taluk	Insurance Unit (hobli/ GP)	GP/HOB LI	Crop	IRR_R F	Area_Sown_Ha	No_CCE_C onducted	Average Yield(Kg/Ha)	Name_Of_Higher_Level	No_cceCo nducted_H igher	Higher average Yield(Kg/Ha)	Synthetic Yield
50	Koppal	Yelburga	MANGALURU	Hobli	SUNFLOWER	IRR	162					1117.00	Y
51	Koppal	Yelburga	YALABURGA	Hobli	SUNFLOWER	IRR	0			Taluk Level	8	0.00	



Joint Director
Crop insurance scheme Division
Directorate of Economics and Statistics



Government of Karnataka
Directorate of Economics and Statistics
Hobli Level Average Yield data for Summer season 2016-17

S.N	District	Taluk	Insurance Unit (hobli/ GP)	GP/HOB LI	Crop	IRR_R F	Area_Sown_Ha	No_CCE_C onducted	Average Yield(Kg/Ha)	Name_Of_Higher_L_evel	No_cceCo nducted_H igher	Higher average Yield(Kg/Ha)	Synthetic Yield
1	Mandya	K.R.Pet	AKKIHEBBAL	Hobli	PADDY	IRR	0			District Level	92	5413.80	
2	Mandya	K.R.Pet	BUKINAKERE	Hobli	PADDY	IRR	0			District Level	92	5413.80	
3	Mandya	K.R.Pet	KASABA	Hobli	PADDY	IRR	0			District Level	92	5413.80	
4	Mandya	K.R.Pet	KIKKERI	Hobli	PADDY	IRR	0			District Level	92	5413.80	
5	Mandya	K.R.Pet	SANTEBACHAHALLI	Hobli	PADDY	IRR	0			District Level	92	5413.80	
6	Mandya	K.R.Pet	SHEELANERE	Hobli	PADDY	IRR	0			District Level	92	5413.80	
7	Mandya	Maddur	ATAGURU HOBALI	Hobli	PADDY	IRR	0			District Level	92	5413.80	
8	Mandya	Maddur	CH A KERE - AIAINE VALAYA	Hobli	PADDY	IRR	0			District Level	92	5413.80	
9	Mandya	Maddur	CH A KERE- AIAIAINE VALAYA	Hobli	PADDY	IRR	0			District Level	92	5413.80	
10	Mandya	Maddur	CH A KERE AINE VALAYA	Hobli	PADDY	IRR	0			District Level	92	5413.80	
11	Mandya	Maddur	KASABA-1NE VALAYA	Hobli	PADDY	IRR	0			District Level	92	5413.80	
12	Mandya	Maddur	KASABA-AIAI NE VALAYA	Hobli	PADDY	IRR	0			District Level	92	5413.80	
13	Mandya	Maddur	KOPPA -AIAIAINE VALAYA	Hobli	PADDY	IRR	0			District Level	92	5413.80	
14	Mandya	Maddur	KOPPA HOBALI	Hobli	PADDY	IRR	0			District Level	92	5413.80	
15	Mandya	Maddur	KOPPA-AIAINE VALAYA	Hobli	PADDY	IRR	0			District Level	92	5413.80	
16	Mandya	Maddur	KOPPA-AINE VALAYA	Hobli	PADDY	IRR	0			District Level	92	5413.80	
17	Mandya	Maddur	CH A KERE - AIAINE VALAYA	Hobli	RAGI	IRR	16	10	1805.88				

82

Government of Karnataka
Directorate of Economics and Statistics
Hobli Level Average Yield data for Summer season 2016-17

S.N	District	Taluk	Insurance Unit (hobli/ GP)	GP/HOB LI	Crop	IRR_R F	Area_Sown_Ha	No_CCE_C onducted	Average Yield(Kg/Ha)	Name_Of_Higher_Level	No_cceCo nducted_H igher	Higher average Yield(Kg/Ha)	Synthetic Yield
18	Mandya	Maddur	CH A KERE-AIAIAINE VALAYA	Hobli	RAGI	IRR	10	10	1805.88				
19	Mandya	Maddur	CH A KERE AINE VALAYA	Hobli	RAGI	IRR	21	10	1805.88				
20	Mandya	Maddur	KASABA-1NE VALAYA	Hobli	RAGI	IRR	19	10	717.61				
21	Mandya	Maddur	KASABA-AIAI NE VALAYA	Hobli	RAGI	IRR	13	10	717.61				
22	Mandya	Maddur	KOPPA -AIAIAINE VALAYA	Hobli	RAGI	IRR	6	10	845.55				
23	Mandya	Maddur	KOPPA HOBALI	Hobli	RAGI	IRR	25	10	845.55				
24	Mandya	Maddur	KOPPA-AIAINE VALAYA	Hobli	RAGI	IRR	9	10	845.55				
25	Mandya	Maddur	KOPPA-AINE VALAYA	Hobli	RAGI	IRR	10	10	845.55				
26	Mandya	Malavalli	B G PURA HOBALI AIAI	Hobli	PADDY	IRR	0			District Level	92	5413.80	
27	Mandya	Malavalli	B G PURA HOBALI AI	Hobli	PADDY	IRR	0			District Level	92	5413.80	
28	Mandya	Malavalli	HALAGURU HOBALI	Hobli	PADDY	IRR	0			District Level	92	5413.80	
29	Mandya	Malavalli	KASABA - AIAI	Hobli	PADDY	IRR	0			District Level	92	5413.80	
30	Mandya	Malavalli	KASABA - AI	Hobli	PADDY	IRR	0			District Level	92	5413.80	
31	Mandya	Malavalli	KASABA- AIAIAI	Hobli	PADDY	IRR	0			District Level	92	5413.80	
32	Mandya	Malavalli	KIRUGAVALU HOBALI AIAIAI	Hobli	PADDY	IRR	0			District Level	92	5413.80	
33	Mandya	Malavalli	KIRUGAVALU HOBALI AIAI	Hobli	PADDY	IRR	0			District Level	92	5413.80	
34	Mandya	Malavalli	KIRUGAVALU HOBALI AI	Hobli	PADDY	IRR	0			District Level	92	5413.80	

3


3

Government of Karnataka
Directorate of Economics and Statistics
Hobli Level Average Yield data for Summer season 2016-17

S.N	District	Taluk	Insurance Unit (hobli/ GP)	GP/HOBLI	Crop	IRR_R F	Area Sown_Ha	No_CCE_C onducted	Average Yield(Kg/Ha)	Name_Of_Higher_Level	No_cceCo nducted_H igher	Higher average Yield(Kg/Ha)	Synthetic Yield
35	Mandya	Malavalli	KASABA - AIAI	Hobli	RAGI	IRR	19	10	1544.62				
36	Mandya	Malavalli	KASABA - AI	Hobli	RAGI	IRR	20	10	1544.62				
37	Mandya	Malavalli	KASABA- AIAIAI	Hobli	RAGI	IRR	11	10	1544.62				
38	Mandya	Mandya	BASARALU - 1	Hobli	RAGI	IRR	5	10	907.67				
39	Mandya	Mandya	BASARALU - 2	Hobli	RAGI	IRR	1	10	907.67				
40	Mandya	Mandya	DUDDA - 1	Hobli	RAGI	IRR	45	10	1457.65				
41	Mandya	Mandya	DUDDA - 2	Hobli	RAGI	IRR	53	10	1457.65				
42	Mandya	Mandya	KASABA - 1	Hobli	RAGI	IRR	8	10	1454.68				
43	Mandya	Mandya	KASABA - 2	Hobli	RAGI	IRR	6	10	1454.68				
44	Mandya	Mandya	KERAGODU - 2	Hobli	RAGI	IRR	18	10	2345.66				
45	Mandya	Mandya	KERAGODU -1	Hobli	RAGI	IRR	15	10	2345.66				
46	Mandya	Mandya	KOTTATTI - 1	Hobli	RAGI	IRR	13	10	1793.09				
47	Mandya	Mandya	KOTTATTI - 2	Hobli	RAGI	IRR	14	10	1793.09				
48	Mandya	Nagmangala	BELLURU	Hobli	PADDY	IRR	0			District Level	92	5413.80	
49	Mandya	Nagmangala	BINDIGANAVILE	Hobli	PADDY	IRR	0			District Level	92	5413.80	
50	Mandya	Nagmangala	DEVALAPURA	Hobli	PADDY	IRR	0			District Level	92	5413.80	
51	Mandya	Nagmangala	HONAKERE	Hobli	PADDY	IRR	0			District Level	92	5413.80	

Government of Karnataka
Directorate of Economics and Statistics
Hobli Level Average Yield data for Summer season 2016-17

S.N	District	Taluk	Insurance Unit (hobli/ GP)	GP/HOBLI	Crop	IRR_R F	Area_Sown_Ha	No_CCE_C onducted	Average Yield(Kg/Ha)	Name_Of_Higher_Level	No_cceCo nducted_H igher	Higher average Yield(Kg/Ha)	Synthetic Yield
52	Mandya	Nagmangala	KASABA	Hobli	PADDY	IRR	0			District Level	92	5413.80	
53	Mandya	Pandavapura	CHINAKURALI	Hobli	RAGI	IRR	65	10	1983.15				
54	Mandya	Pandavapura	MELUKOTE	Hobli	Tomato	NS	86	10	29796.00				
55	Mandya	Srirangapatna	ARAKERE	Hobli	RAGI	IRR	63	10	2281.69				
56	Mandya	Srirangapatna	K SHETTIHALLI-1	Hobli	RAGI	IRR	11	10	1509.39				
57	Mandya	Srirangapatna	K SHETTIHALLI-2	Hobli	RAGI	IRR	15	10	1509.39				


Joint Director
Crop insurance scheme Division
Directorate of Economics and Statistics

(5)


Government of Karnataka
Directorate of Economics and Statistics
Hobli Level Average Yield data for Summer season 2016-17

S.N	District	Taluk	Insurance Unit (hobli/ GP)	GP/HOBLI	Crop	IRR_R F	Area Sown Ha	No_CCE_C onducted	Average Yield(Kg/Ha)	Name_Of Higher_L evel	No_cceCo nducted_H igher	Higher average Yield(Kg/Ha)	Synthetic Yield
1	Mysuru	Heggadadevankote	ANTARASANTE	Hobli	PADDY	IRR	0			Taluk Level	6	5975.20	
2	Mysuru	Heggadadevankote	KANDALIKE	Hobli	PADDY	IRR	16			Taluk Level	6	5975.20	
3	Mysuru	Heggadadevankote	KASABA	Hobli	PADDY	IRR	0			Taluk Level	6	5975.20	
4	Mysuru	Heggadadevankote	SARAGURU	Hobli	PADDY	IRR	17			Taluk Level	6	5975.20	
5	Mysuru	Hunsur	HANAGODU	Hobli	PADDY	IRR	0			District Level	171	5686.06	
6	Mysuru	Hunsur	KASABA	Hobli	PADDY	IRR	0			District Level	171	5686.06	
7	Mysuru	K.R.Nagar	CHUNCHANAKATTE	Hobli	PADDY	IRR	31			Taluk Level	30	6661.57	
8	Mysuru	K.R.Nagar	HEBBALU	Hobli	PADDY	IRR	4			Taluk Level	30	6661.57	
9	Mysuru	K.R.Nagar	HOSAGRAHARA	Hobli	PADDY	IRR	8			Taluk Level	30	6661.57	
10	Mysuru	K.R.Nagar	KASABA	Hobli	PADDY	IRR	22			Taluk Level	30	6661.57	
11	Mysuru	K.R.Nagar	MIRLE	Hobli	PADDY	IRR	19			Taluk Level	30	6661.57	
12	Mysuru	K.R.Nagar	SALIGRAMA	Hobli	PADDY	IRR	17	10	8684.14				
13	Mysuru	Mysuru	KASABA	Hobli	PADDY	IRR	65	10	6037.83				
14	Mysuru	Mysuru	VARUNA	Hobli	PADDY	IRR	52			Taluk Level	19	6176.36	

(Signature)

Government of Karnataka
Directorate of Economics and Statistics
Hobli Level Average Yield data for Summer season 2016-17

S.N	District	Taluk	Insurance Unit (hobli/ GP)	GP/HOB LI	Crop	IRR_R F	Area_Sown_Ha	No_CCE_C onducted	Average Yield(Kg/Ha)	Name_Of_Higher_Level	No_cceCo nducted_H igher	Higher average Yield(Kg/Ha)	Synthetic Yield
15	Mysuru	Mysuru	KASABA	Hobli	RAGI	IRR	13	10	5257.81				
16	Mysuru	T-Narsipur	BANNURU	Hobli	RAGI	IRR	20	10	1232.17				
17	Mysuru	T-Narsipur	KASABA	Hobli	RAGI	IRR	22	10	1664.22				
18	Mysuru	T-Narsipur	SOSALE	Hobli	RAGI	IRR	18	10	1715.21				


 Joint Director
 Crop insurance scheme Division
Directorate of Economics and Statistics

S/i

Government of Karnataka
Directorate of Economics and Statistics
Hobli Level Average Yield data for Summer season 2016-17

S.N	District	Taluk	Insurance Unit (hobli/ GP)	GP/HOB LI	Crop	IRR_R F	Area Sown_Ha	No_CCE_C onducted	Average Yield(Kg/Ha)	Name_Of_Higher_Level	No_cceCo nducted_H igher	Higher average Yield(Kg/Ha)	Synthetic Yield
1	Raichur	Devdurga	ARAKERA	Hobli	SUNFLOWER	IRR	0			District Level	4	555.16	
2	Raichur	Devdurga	DEVADURGA	Hobli	SUNFLOWER	IRR	0			District Level	4	555.16	
3	Raichur	Devdurga	GABBURU	Hobli	SUNFLOWER	IRR	0			District Level	4	555.16	
4	Raichur	Devdurga	JALAHALLI	Hobli	SUNFLOWER	IRR	0			District Level	4	555.16	
5	Raichur	Lingasugur	GURUGUNTA	Hobli	GROUNDNUT	IRR	5			Taluk Level	12	1188.33	
6	Raichur	Lingasugur	LINGASUGURU	Hobli	GROUNDNUT	IRR	8	10	1230.20				
7	Raichur	Lingasugur	MUDAGAL	Hobli	GROUNDNUT	IRR	0			Taluk Level	12	1188.33	
8	Raichur	Lingasugur	GURUGUNTA	Hobli	PADDY	IRR	280			Taluk Level	14	1876.80	
9	Raichur	Lingasugur	LINGASUGURU	Hobli	PADDY	IRR	310			Taluk Level	14	1876.80	
10	Raichur	Lingasugur	MUDAGAL	Hobli	PADDY	IRR	25			Taluk Level	14	1876.80	
11	Raichur	Lingasugur	GURUGUNTA	Hobli	SUNFLOWER	IRR	0			District Level	4	555.16	
12	Raichur	Lingasugur	LINGASUGURU	Hobli	SUNFLOWER	IRR	0			District Level	4	555.16	
13	Raichur	Lingasugur	MUDAGAL	Hobli	SUNFLOWER	IRR	0			District Level	4	555.16	
14	Raichur	Manvi	KALLURU	Hobli	GROUNDNUT	IRR	0			Taluk Level	6	593.44	
15	Raichur	Manvi	KAVITALA	Hobli	GROUNDNUT	IRR	0			Taluk Level	6	593.44	
16	Raichur	Manvi	KURDI	Hobli	GROUNDNUT	IRR	0			Taluk Level	6	593.44	
17	Raichur	Manvi	MALLATA	Hobli	GROUNDNUT	IRR	2			Taluk Level	6	593.44	

(Handwritten signature)

Government of Karnataka
Directorate of Economics and Statistics
Hobli Level Average Yield data for Summer season 2016-17

S.N	District	Taluk	Insurance Unit (hobli/ GP)	GP/HOB LI	Crop	IRR_R F	Area Sown_Ha	No_CCE_C onducted	Average Yield(Kg/Ha)	Name_Of_Higher_Level	No_cceCo nducted_H igher	Higher average Yield(Kg/Ha)	Synthetic Yield
18	Raichur	Manvi	MANAVI	Hobli	GROUNDNUT	IRR	0			Taluk Level	6	593.44	
19	Raichur	Manvi	PAMANAKALLURA	Hobli	GROUNDNUT	IRR	5			Taluk Level	6	593.44	
20	Raichur	Maski	MASKI	Hobli	GROUNDNUT	IRR	5			Taluk Level	6	869.81	
21	Raichur	Maski	MASKI	Hobli	SUNFLOWER	IRR	5			Taluk Level	4	555.16	
22	Raichur	Sindhaur	BADARLI	Hobli	SUNFLOWER	IRR	0			District Level	4	555.16	
23	Raichur	Sindhaur	BALAGANURA	Hobli	SUNFLOWER	IRR	0			District Level	4	555.16	
24	Raichur	Sindhaur	GUDADURA	Hobli	SUNFLOWER	IRR	0			District Level	4	555.16	
25	Raichur	Sindhaur	GUNJALLI	Hobli	SUNFLOWER	IRR	0			District Level	4	555.16	
26	Raichur	Sindhaur	HUDA	Hobli	SUNFLOWER	IRR	0			District Level	4	555.16	
27	Raichur	Sindhaur	JALIHALA	Hobli	SUNFLOWER	IRR	0			District Level	4	555.16	
28	Raichur	Sindhaur	SALGUNDA	Hobli	SUNFLOWER	IRR	0			District Level	4	555.16	
29	Raichur	Sindhaur	SINDHANURA	Hobli	SUNFLOWER	IRR	0			District Level	4	555.16	
30	Raichur	Sindhaur	TURVIHALA	Hobli	SUNFLOWER	IRR	0			District Level	4	555.16	



Joint Director
Crop insurance scheme Division
Directorate of Economics and Statistics



Government of Karnataka
Directorate of Economics and Statistics
Hobli Level Average Yield data for Summer season 2016-17


S.N	District	Taluk	Insurance Unit (hobli/ GP)	GP/HOB LI	Crop	IRR_R F	Area_ Sown_ Ha	No_CCE_C onducted	Average Yield(Kg/Ha)	Name_Of _Higher_L evel	No_cceCo nducted_H igher	Higher average Yield(Kg/Ha)	Synthetic Yield
1	Ramanagara	Kanakpura	HAROHALLI	Hobli	PADDY	IRR	13	10	3195.91				
2	Ramanagara	Ramanagara	BIDADI(H)	Hobli	Maize (Makka)(Irrigated)	IRR						10101.89	
3	Ramanagara	Ramanagara	BIDADI	Hobli	PADDY	IRR	11			Taluk Level	4	4273.79	


Joint Director
Crop insurance.scheme Division
Directorate of Economics and Statistics



Government of Karnataka
Directorate of Economics and Statistics
Hobli Level Average Yield data for Summer season 2016-17

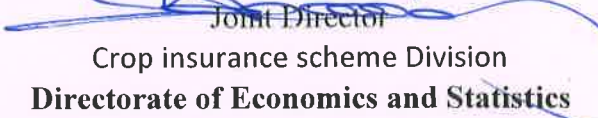
S.N	District	Taluk	Insurance Unit (hobli/ GP)	GP/HOBLI	Crop	IRR_R F	Area_Sown_Ha	No_CCE_Conducted	Average Yield(Kg/Ha)	Name_Of_Higher_Level	No_cceConducted_Higher	Higher average Yield(Kg/Ha)	Synthetic Yield
1	Shivamogga	Shikaripura	HOSURU	Hobli	SUNFLOWER	IRR	28			Taluk Level	18	1671.96	
2	Shivamogga	Shikaripura	KASABA	Hobli	SUNFLOWER	IRR	9			Taluk Level	18	1671.96	
3	Shivamogga	Shikaripura	UDUGANI	Hobli	SUNFLOWER	IRR	12			Taluk Level	18	1671.96	
4	Shivamogga	Shivamogga	HARANAHALLI	Hobli	SUNFLOWER	IRR	0			District Level	18	1671.96	


Joint Director
Crop insurance scheme Division
Directorate of Economics and Statistics



Government of Karnataka
Directorate of Economics and Statistics
Hobli Level Average Yield data for Summer season 2016-17

S.N	District	Taluk	Insurance Unit (hobli/ GP)	GP/HOBLI	Crop	IRR_RF	Area Sown_Ha	No_CCE_Conducted	Average Yield(Kg/Ha)	Name_Of_Higher_Level	No_cceConducted_Higher	Higher average Yield(Kg/Ha)	Synthetic Yield
1	Udupi	Brahmavara	BRAHMAVARA,	Hobli	PADDY	IRR	46			Taluk Level	8	5095.83	
2	Udupi	Karkala	AJEKARU	Hobli	PADDY	IRR	0			District Level	14	4798.05	
3	Udupi	Karkala	KARKALA	Hobli	PADDY	IRR	0			District Level	14	4798.05	
4	Udupi	Udupi	KAPU	Hobli	PADDY	IRR	4			Taluk Level	6	4401.01	
5	Udupi	Udupi	UDUPI	Hobli	PADDY	IRR	0			Taluk Level	6	4401.01	


Joint Director
Crop insurance scheme Division
Directorate of Economics and Statistics

②

Department of Agriculture
 Bureau of Plant Industry
 Manila, Philippines

Plant Name	Local Name	Family	Origin	Height	Flower Color	Leaf Shape	Other Characteristics	Uses	Remarks
...
...
...
...
...


 Director

(10)

Government of Karnataka
Directorate of Economics and Statistics
Hobli Level Average Yield data for Summer season 2016-17

S.N	District	Taluk	Insurance Unit (hobli/ GP)	GP/HOB LI	Crop	IRR_R F	Area_Sown_Ha	No_CCE_C onducted	Average Yield(Kg/Ha)	Name_Of_Higher_Level	No_cceCo nducted H igher	Higher average Yield(Kg/Ha)	Synthetic Yield
1	Vijayapura	Babaleshwar	BABALESHVARA	Hobli	GROUNDNUT	IRR	209	10	848.15				
2	Vijayapura	Babaleshwar	MAMADAPURA	Hobli	GROUNDNUT	IRR	1550			Taluk Level	18	888.48	
3	Vijayapura	Babaleshwar	BABALESHVARA(H)	Hobli	Maize (Makka)(Irrigated)	IRR						3263.94	
4	Vijayapura	Babaleshwar	BABALESHVARA	Hobli	SUNFLOWER	IRR	2			Taluk Level	2	1139.53	
5	Vijayapura	Babaleshwar	MAMADAPURA	Hobli	SUNFLOWER	IRR	0			Taluk Level	2	1139.53	
6	Vijayapura	Basvana Bagewadi	BA BAGEVADI	Hobli	Onion	IRR	168	10	19372.00				
7	Vijayapura	Basvana Bagewadi	HO HIPPARAGI	Hobli	Onion	IRR	87	10	14974.00				
8	Vijayapura	Basvana Bagewadi	HO HIPPARAGI	Hobli	SUNFLOWER	IRR	0			District Level	30	734.36	
9	Vijayapura	Bijapur	BIJAPURA	Hobli	GROUNDNUT	IRR	289	10	619.43				
10	Vijayapura	Bijapur	NAGATANA	Hobli	GROUNDNUT	IRR	20	10	817.83				
11	Vijayapura	Bijapur	NAGATANA(H)	Hobli	Maize (Makka)(Irrigated)	IRR						2339.40	
12	Vijayapura	Chadachan	CHADACHANA	Hobli	GROUNDNUT	IRR	1503			Taluk Level	6	1126.24	
13	Vijayapura	Chadachan	CHADACHANA	Hobli	SUNFLOWER	IRR	9			Taluk Level	4	459.15	
14	Vijayapura	Indi	BALLOLLI	Hobli	GROUNDNUT	IRR	1225	10	669.68				
15	Vijayapura	Indi	INDI	Hobli	GROUNDNUT	IRR	3903	10	835.15				
16	Vijayapura	Indi	BALLOLLI	Hobli	SUNFLOWER	IRR	3			Taluk Level	4	1456.76	
17	Vijayapura	Indi	INDI	Hobli	SUNFLOWER	IRR	6			Taluk Level	4	1456.76	

Government of Karnataka
Directorate of Economics and Statistics
Hobli Level Average Yield data for Summer season 2016-17

S.N	District	Taluk	Insurance Unit (hobli/ GP)	GP/HOB LI	Crop	IRR_R F	Area_Sown_Ha	No_CCE_C onducted	Average Yield(Kg/Ha)	Name_Of_Higher_Level	No_cceCo nducted_H igher	Higher average Yield(Kg/Ha)	Synthetic Yield
18	Vijayapura	Muddebihal	DAVALAGI(H)	Hobli	Maize (Makka)(Irrigated)	IRR						1244.38	
19	Vijayapura	Muddebihal	MUDEBIHALA(H)	Hobli	Maize (Makka)(Irrigated)	IRR						1244.38	
20	Vijayapura	Muddebihal	DAVALAGI	Hobli	SUNFLOWER	IRR	0			District Level	30	734.36	
21	Vijayapura	NidaGundi	KOLHARA	Hobli	Onion	IRR	335	10	20212.00				
22	Vijayapura	NidaGundi	KOLHARA	Hobli	SUNFLOWER	IRR	104	10	660.34				
23	Vijayapura	Sindagi	ALAMELA(H)	Hobli	Maize (Makka)(Irrigated)	IRR			2219.48				
24	Vijayapura	Sindagi	SINDAGI(H)	Hobli	Maize (Makka)(Irrigated)	IRR			2527.51				
25	Vijayapura	Sindagi	ALAMELA	Hobli	SUNFLOWER	IRR	6			Taluk Level	10	548.48	
26	Vijayapura	Sindagi	SINDAGI	Hobli	SUNFLOWER	IRR	15			Taluk Level	10	548.48	
27	Vijayapura	TIKOTA	TIKOTA	Hobli	GROUNDNUT	IRR	208	10	814.36				


Joint Director
 Crop insurance scheme Division
 Directorate of Economics and Statistics




Government of Karnataka
Directorate of Economics and Statistics
Hobli Level Average Yield data for Summer season 2016-17

S.N	District	Taluk	Insurance Unit (hobli/ GP)	GP/HOBLI	Crop	IRR_R F	Area Sown Ha	No_CCE_C onducted	Average Yield(Kg/Ha)	Name_Of Higher_Level	No_cccCo nducted_H igher	Higher average Yield(Kg/Ha)	Synthetic Yield
1	YADGIRI	Gurmitkal	GURUMITAKALA	Hobli	GROUNDNUT	IRR	26			District Level	59	998.11	
2	YADGIRI	Gurmitkal	KONKALA	Hobli	GROUNDNUT	IRR	35			District Level	59	998.11	
3	YADGIRI	Gurmitkal	GURUMITAKALA	Hobli	PADDY	IRR	58			Taluk Level	6	8237.21	
4	YADGIRI	Gurmitkal	KONKALA	Hobli	PADDY	IRR	34			Taluk Level	6	8237.21	
5	YADGIRI	Hunisigi	HUNASIGI	Hobli	SUNFLOWER	IRR	0			State Level	307	723.73	
6	YADGIRI	Hunisigi	KODEKAL	Hobli	SUNFLOWER	IRR	0			State Level	307	723.73	
7	YADGIRI	Shorapur	KAKKERA	Hobli	SUNFLOWER	IRR	0			State Level	307	723.73	
8	YADGIRI	Shorapur	KEMBHAVI	Hobli	SUNFLOWER	IRR	0			State Level	307	723.73	
9	YADGIRI	Shorapur	SHORAPURA	Hobli	SUNFLOWER	IRR	0			State Level	307	723.73	
10	YADGIRI	Yadgir	BALICHAKRA	Hobli	GROUNDNUT	IRR	0			District Level	59	998.11	
11	YADGIRI	Yadgir	HATTIKUNI	Hobli	GROUNDNUT	IRR	0			District Level	59	998.11	
12	YADGIRI	Yadgir	SAIDAPORA	Hobli	GROUNDNUT	IRR	0			District Level	59	998.11	
13	YADGIRI	Yadgir	YADAGIRI	Hobli	GROUNDNUT	IRR	0			District Level	59	998.11	
14	YADGIRI	Yadgir	BALICHAKRA	Hobli	PADDY	IRR	101			Taluk Level	20	4989.30	
15	YADGIRI	Yadgir	HATTIKUNI	Hobli	PADDY	IRR	115			Taluk Level	20	4989.30	

**Government of Karnataka
Directorate of Economics and Statistics**

Hobli Level Average Yield data for Summer season 2016-17

S.N	District	Taluk	Insurance Unit (hobli/ GP)	GP/HOB LI	Crop	IRR_R F	Area_Sown_Ha	No_CCE_C onducted	Average Yield(Kg/Ha)	Name_Of_Higher_L evel	No_cceCo nducted_H igher	Higher average Yield(Kg/Ha)	Synthetic Yield
16	YADGIRI	Yadgir	SAIDAPORA	Hobli	PADDY	IRR	50			Taluk Level	20	4989.30	
17	YADGIRI	Yadgir	YADAGIRI	Hobli	PADDY	IRR	65			Taluk Level	20	4989.30	


 Joint Director
 Crop insurance scheme Division
 Directorate of Economics and Statistics

2/