


Government of Karnataka
Directorate of Economics and Statistics
GP Level Average Yield data for Summer season 2016-17

S.N	District	Taluk	Insurance Unit (hobli/ GP)	GP/HOBLI	Crop	IRR_R F	Area_Sown_Ha	No_CCE_C onducted	Average Yield(Kg/Ha)	Name_Of_Higher_Level	No_cceCo nducted_H igher	Higher average Yield(Kg/Ha)	Synthetic Yield
1	Bagalkot	Bagalkot	GADDANAKERI	GP	SUNFLOWER	IRR	0			District Level	94	783.20	
2	Bagalkot	Bagalkot	KADAMPUR	GP	SUNFLOWER	IRR	0			District Level	94	783.20	
3	Bagalkot	Bagalkot	MUGALOLLI	GP	SUNFLOWER	IRR	0			District Level	94	783.20	
4	Bagalkot	Bagalkot	NAYANEGALI	GP	SUNFLOWER	IRR	0			District Level	94	783.20	
5	Bagalkot	Bagalkot	SHIRUR	GP	SUNFLOWER	IRR	0			District Level	94	783.20	
6	Bagalkot	Bilagi	ANAGAWADI	GP	SUNFLOWER	IRR	0			District Level	94	783.20	
7	Bagalkot	Bilagi	GIRISAGAR	GP	SUNFLOWER	IRR	0			District Level	94	783.20	
8	Bagalkot	Bilagi	HONNIHAL	GP	SUNFLOWER	IRR	0			District Level	94	783.20	
9	Bagalkot	Bilagi	INAM-HANCHINAL	GP	SUNFLOWER	IRR	0			District Level	94	783.20	
10	Bagalkot	Bilagi	SONN	GP	SUNFLOWER	IRR	0			District Level	94	783.20	
11	Bagalkot	Mudhol	LAKSHANATTI	GP	SUNFLOWER	IRR	2	4	415.32				
12	Bagalkot	Mudhol	MALALI	GP	SUNFLOWER	IRR	4	4	1367.02				
13	Bagalkot	Mudhol	MANTUR	GP	SUNFLOWER	IRR	4	4	1231.36				
14	Bagalkot	Mudhol	METAGUDD	GP	SUNFLOWER	IRR	2	4	1546.09				
15	Bagalkot	Mudhol	NAGARAL	GP	SUNFLOWER	IRR	1			Hobli Level	10	1143.71	

Government of Karnataka
Directorate of Economics and Statistics
GP Level Average Yield data for Summer season 2016-17

S.N	District	Taluk	Insurance Unit (hobli/ GP)	GP/HOB LI	Crop	IRR_R F	Area_Sown_Ha	No_CCE_C onducted	Average Yield(Kg/Ha)	Name_Of_Higher_Level	No_cceCo nducted_H igher	Higher average Yield(Kg/Ha)	Synthetic Yield
16	Bagalkot	Mudhol	SHIROL	GP	SUNFLOWER	IRR	0			Hobli Level	10	1143.71	


 Joint Director
 Crop insurance scheme Division
 Directorate of Economics and Statistics

②

Government of Karnataka
Directorate of Economics and Statistics
GP Level Average Yield data for Summer season 2016-17

S.N	District	Taluk	Insurance Unit (hobli/ GP)	GP/HOBLI	Crop	IRR_R F	Area Sown Ha	No_CCE_C onducted	Average Yield(Kg/Ha)	Name_Of_Higher_Level	No_cceCo nducted_H igher	Higher average Yield(Kg/Ha)	Synthetic Yield
1	Ballari	hadagli	DASANAHALLI	GP	GROUNDNUT	IRR	64	8	926.99				
2	Ballari	hadagli	DEVAGONDANAHALLI	GP	GROUNDNUT	IRR	88	8	1310.34				
3	Ballari	hadagli	H Hadagalli	GP	GROUNDNUT	IRR	57	8	515.47				
4	Ballari	hadagli	HAGARANOOR	GP	GROUNDNUT	IRR	20	8	1241.25				
5	Ballari	hadagli	HERE HADAGALI	GP	GROUNDNUT	IRR	9	8	629.61				
6	Ballari	hadagli	HIREMALLANAKERE	GP	GROUNDNUT	IRR	81	8	1104.58				
7	Ballari	hadagli	HOLAGUNDHI	GP	GROUNDNUT	IRR	28	8	463.49				
8	Ballari	hadagli	HOLALU	GP	GROUNDNUT	IRR	32	8	275.06				
9	Ballari	hadagli	ITTIGI	GP	GROUNDNUT	IRR	0			Hobli Level	36	733.02	
10	Ballari	hadagli	KALWI WEST	GP	GROUNDNUT	IRR	44	8	710.40				
11	Ballari	hadagli	KATHTHE BENNUR	GP	GROUNDNUT	IRR	26	8	1192.30				
12	Ballari	hadagli	KOMBALI	GP	GROUNDNUT	IRR	177	8	509.19				
13	Ballari	hadagli	KURUVATHTHI	GP	GROUNDNUT	IRR	179	8	987.63				
14	Ballari	hadagli	MAGALA	GP	GROUNDNUT	IRR	38	8	227.41				
15	Ballari	hadagli	MAHAJANADHAHALI	GP	GROUNDNUT	IRR	65	8	710.40				
16	Ballari	hadagli	MAKARABBI	GP	GROUNDNUT	IRR	66	8	982.21				
17	Ballari	hadagli	MANYARA MASALAWADA	GP	GROUNDNUT	IRR	77	8	500.31				

Government of Karnataka
Directorate of Economics and Statistics
GP Level Average Yield data for Summer season 2016-17

S.N	District	Taluk	Insurance Unit (hobli/ GP)	GP/HOB LI	Crop	IRR_R F	Area_Sown_Ha	No_CCE_C onducted	Average Yield(Kg/Ha)	Name_Of_Higher_Level	No_cceCo nducted_H igher	Higher average Yield(Kg/Ha)	Synthetic Yield
18	Ballari	hadagli	MYLARA	GP	GROUNDNUT	IRR	18	8	1491.19				
19	Ballari	hadagli	NAGATHIBASAPUR A	GP	GROUNDNUT	IRR	43	8	340.04				
20	Ballari	hadagli	NANDIHALLI	GP	GROUNDNUT	IRR	141	8	691.99				
21	Ballari	hadagli	NAVALI	GP	GROUNDNUT	IRR	18	8	1571.54				
22	Ballari	hadagli	SOGI	GP	GROUNDNUT	IRR	117	8	804.61				
23	Ballari	hadagli	SOVENAHALLI	GP	GROUNDNUT	IRR	133	8	3440.02				
24	Ballari	HagariBommanna Halli	ALABOORU	GP	GROUNDNUT	IRR	0			Hobli Level	12	496.70	
25	Ballari	HagariBommanna Halli	BACHIGONDANAH ALLI	GP	GROUNDNUT	IRR	13			Hobli Level	32	417.63	
26	Ballari	HagariBommanna Halli	BANNIGOLA	GP	GROUNDNUT	IRR	11	8	442.92				
27	Ballari	HagariBommanna Halli	BANNIKALLU	GP	GROUNDNUT	IRR	26	8	732.06				
28	Ballari	HagariBommanna Halli	BENNEKALLU	GP	GROUNDNUT	IRR	16	8	398.52				
29	Ballari	HagariBommanna Halli	BYASIGADERE	GP	GROUNDNUT	IRR	5	8	931.31				
30	Ballari	HagariBommanna Halli	CHINTRAPALLI	GP	GROUNDNUT	IRR	0			Taluk Level	68	484.84	
31	Ballari	HagariBommanna Halli	DASAMAPURA	GP	GROUNDNUT	IRR	0			Hobli Level	8	398.52	
32	Ballari	HagariBommanna Halli	HAGARIBOMMANA HALLI	GP	GROUNDNUT	IRR	0			Hobli Level	4	545.79	
33	Ballari	HagariBommanna Halli	HALAGAPURA	GP	GROUNDNUT	IRR	0			Hobli Level	4	545.79	
34	Ballari	HagariBommanna Halli	HAMPAPATTANA	GP	GROUNDNUT	IRR	0			Hobli Level	4	545.79	

9.

Government of Karnataka
Directorate of Economics and Statistics
GP Level Average Yield data for Summer season 2016-17

S.N	District	Taluk	Insurance Unit (hobli/ GP)	GP/HOB LI	Crop	IRR_R F	Area Sown Ha	No_CCE_C onducted	Average Yield(Kg/Ha)	Name_Of Higher_L evel	No_cceCo nducted_H igher	Higher average Yield(Kg/Ha)	Synthetic Yield
35	Ballari	HagariBommanna Halli	HAMPASAGARA	GP	GROUNDNUT	IRR	11	8	76.89				
36	Ballari	HagariBommanna Halli	HANASI	GP	GROUNDNUT	IRR	0			Hobli Level	8	398.52	
37	Ballari	HagariBommanna Halli	KADALABALU	GP	GROUNDNUT	IRR	0			Hobli Level	4	545.79	
38	Ballari	HagariBommanna Halli	KOGALI	GP	GROUNDNUT	IRR	0			Hobli Level	8	398.52	
39	Ballari	HagariBommanna Halli	MALAVI	GP	GROUNDNUT	IRR	0			Hobli Level	8	398.52	
40	Ballari	HagariBommanna Halli	MARABBIHAL	GP	GROUNDNUT	IRR	2			Hobli Level	32	417.63	
41	Ballari	HagariBommanna Halli	MUTHKUR	GP	GROUNDNUT	IRR	10	8	247.99				
42	Ballari	HagariBommanna Halli	SONNA	GP	GROUNDNUT	IRR	6	8	970.30				
43	Ballari	HagariBommanna Halli	THAMBRAHALLI	GP	GROUNDNUT	IRR	4	8	0.00				
44	Ballari	Hosapete	114. DANAPURA	GP	PADDY	IRR	0			Hobli Level	5	6019.37	
45	Ballari	Hosapete	BUKKASAGARA	GP	PADDY	IRR	11	4	6098.22				
46	Ballari	Hosapete	CHILAKANAHATTI	GP	PADDY	IRR	1			Taluk Level	34	6424.77	
47	Ballari	Hosapete	DANANAYAKANAKE RE	GP	PADDY	IRR	0			Taluk Level	34	6424.77	
48	Ballari	Hosapete	DEVALAPURA	GP	PADDY	IRR	70	4	7216.37				
49	Ballari	Hosapete	DEVASAMUDHRA	GP	PADDY	IRR	35	4	4504.46				
50	Ballari	Hosapete	HAMPADEVANAHA LLI	GP	PADDY	IRR	70			Hobli Level	34	6415.45	
51	Ballari	Hosapete	HAMPI	GP	PADDY	IRR	0			Hobli Level	5	6019.37	

Government of Karnataka
Directorate of Economics and Statistics
GP Level Average Yield data for Summer season 2016-17

S.N	District	Taluk	Insurance Unit (hobli/ GP)	GP/HOB LI	Crop	IRR_R F	Area_Sown_Ha	No_CCE_C onducted	Average Yield(Kg/Ha)	Name_Of_Higher_Level	No_cceCo nducted_H igher	Higher average Yield(Kg/Ha)	Synthetic Yield
52	Ballari	Hosapete	HOSURU	GP	PADDY	IRR	0			Taluk Level	34	6424.77	
53	Ballari	Hosapete	Kamalapura(ULB)	GP	PADDY	IRR	2			Hobli Level	5	6019.37	
54	Ballari	Hosapete	Kampli(ULB)	GP	PADDY	IRR	49	4	6962.21				
55	Ballari	Hosapete	MALAPANAGUDI	GP	PADDY	IRR	0			Hobli Level	5	6019.37	
56	Ballari	Hosapete	METRI	GP	PADDY	IRR	107	4	4622.74				
57	Ballari	Hosapete	NO. 10 MUDDAPURA	GP	PADDY	IRR	143	4	6878.33				
58	Ballari	Hosapete	RAMASAGARA	GP	PADDY	IRR	24	4	8178.50				
59	Ballari	Hosapete	SANAPURA	GP	PADDY	IRR	416			Hobli Level	29	6494.67	
60	Ballari	Hosapete	SUGGENAHALLI	GP	PADDY	IRR	183			Hobli Level	29	6494.67	
61	Ballari	Sandur	BHUJANGANAGAR A	GP	GROUNDNUT	IRR	1			Hobli Level	3	363.86	
62	Ballari	Sandur	NIDUGURTHI	GP	GROUNDNUT	IRR	33	8	1215.95				
63	Ballari	Sandur	SOVENAHALLI	GP	GROUNDNUT	IRR	0			Hobli Level	8	1215.95	
64	Ballari	Sandur	VADDU	GP	GROUNDNUT	IRR	0			Taluk Level	11	983.56	
65	Ballari	Sirguppa	B.M. SUGURU	GP	PADDY	IRR	2	4	0.00				
66	Ballari	Sirguppa	BAGEWADI	GP	PADDY	IRR	35	4	3313.34				
67	Ballari	Sirguppa	BAGGURU	GP	PADDY	IRR	89	4	1627.31				
68	Ballari	Sirguppa	BALAKUNDHI	GP	PADDY	IRR	20	4	4219.27				

②

Government of Karnataka
Directorate of Economics and Statistics
GP Level Average Yield data for Summer season 2016-17

S.N	District	Taluk	Insurance Unit (hobli/ GP)	GP/HOB LI	Crop	IRR_R F	Area_Sown_Ha	No_CCE_C onducted	Average Yield(Kg/Ha)	Name_Of_Higher_Level	No_cceCo nducted_H igher	Higher average Yield(Kg/Ha)	Synthetic Yield
69	Ballari	Sirguppa	BEERAHALLI	GP	PADDY	IRR	0			Hobli Level	8	1006.59	
70	Ballari	Sirguppa	DESANOORU	GP	PADDY	IRR	70	4	5922.07				
71	Ballari	Sirguppa	H. HOSAHALLI	GP	PADDY	IRR	8	4	2474.52				
72	Ballari	Sirguppa	HACHCHOLI	GP	PADDY	IRR	47	4	2013.17				
73	Ballari	Sirguppa	HALEKOTE	GP	PADDY	IRR	85	4	7822.00				
74	Ballari	Sirguppa	K. BELAGALLU	GP	PADDY	IRR	34			Hobli Level	20	3326.76	
75	Ballari	Sirguppa	K. SUGURU	GP	PADDY	IRR	39	4	1342.11				
76	Ballari	Sirguppa	KARURU	GP	PADDY	IRR	5	4	6584.74				
77	Ballari	Sirguppa	KENCHANAGUDDA	GP	PADDY	IRR	180	4	4110.22				
78	Ballari	Sirguppa	KUDUDHURAHAL	GP	PADDY	IRR	52	4	0.00				
79	Ballari	Sirguppa	KURUVALLI	GP	PADDY	IRR	4			Hobli Level	19	2737.20	
80	Ballari	Sirguppa	M. SUGURU	GP	PADDY	IRR	105	4	545.23				
81	Ballari	Sirguppa	MUDDATANURU	GP	PADDY	IRR	21			Hobli Level	28	5175.88	
82	Ballari	Sirguppa	NADAVI	GP	PADDY	IRR	59	4	7574.55				
83	Ballari	Sirguppa	RARAVI	GP	PADDY	IRR	0			Hobli Level	19	2737.20	
84	Ballari	Sirguppa	RAVIHAL	GP	PADDY	IRR	0			Hobli Level	8	1006.59	
85	Ballari	Sirguppa	SANAVASAPURA	GP	PADDY	IRR	0			Hobli Level	20	3326.76	

Government of Karnataka
Directorate of Economics and Statistics
GP Level Average Yield data for Summer season 2016-17

S.N	District	Taluk	Insurance Unit (hobli/ GP)	GP/HOBLI	Crop	IRR_R F	Area_Sown_Ha	No_CCE_C onducted	Average Yield(Kg/Ha)	Name_Of_Higher_Level	No_cceCo nducted_H igher	Higher average Yield(Kg/Ha)	Synthetic Yield
86	Ballari	Sirguppa	SIRIGERI	GP	PADDY	IRR	13			Hobli Level	28	5175.88	
87	Ballari	Sirguppa	TALURU	GP	PADDY	IRR	0			Hobli Level	20	3326.76	
88	Ballari	Sirguppa	Tekkalakote(ULB)	GP	PADDY	IRR	24	4	6161.13				
89	Ballari	Sirguppa	UPPARA HOSAHALLI	GP	PADDY	IRR	94	4	1562.72				
90	Ballari	Sirguppa	UTHTHANURU	GP	PADDY	IRR	3	4	880.76				


Joint Director
Crop insurance scheme Division
Directorate of Economics and Statistics

②

Government of Karnataka
Directorate of Economics and Statistics
GP Level Average Yield data for Summer season 2016-17

S.N	District	Taluk	Insurance Unit (hobli/ GP)	GP/HOB LI	Crop	IRR_R F	Area Sown Ha	No_CCE_C onducted	Average Yield(Kg/Ha)	Name_Of_Higher_L evel	No_cceCo nducted_H igher	Higher average Yield(Kg/Ha)	Synthetic Yield
1	Chitradurga	Challakere	DEVARAMARIKUNTE	GP	GROUNDNUT	IRR	15	8	578.28				
2	Chitradurga	Challakere	DODDACHELLUR	GP	GROUNDNUT	IRR	25			Hobli Level	16	833.85	
3	Chitradurga	Challakere	NALAGETANAHATTI	GP	GROUNDNUT	IRR	5			Hobli Level	4	372.53	
4	Chitradurga	Challakere	OBALAPURA	GP	GROUNDNUT	IRR	38	8	950.81				
5	Chitradurga	Challakere	PAGADALABANDE	GP	GROUNDNUT	IRR	49	8	938.90				
6	Chitradurga	Hiiriyur	ABBINAHOLE	GP	GROUNDNUT	IRR	2			Hobli Level	28	1209.16	
7	Chitradurga	Hiiriyur	ADIVALA	GP	GROUNDNUT	IRR	0			Hobli Level	52	1103.84	
8	Chitradurga	Hiiriyur	BABBUR	GP	GROUNDNUT	IRR	2			Hobli Level	28	1609.54	
9	Chitradurga	Hiiriyur	DHARMAPURA	GP	GROUNDNUT	IRR	0			Hobli Level	28	1209.16	
10	Chitradurga	Hiiriyur	DINDAVARA	GP	GROUNDNUT	IRR	0			Hobli Level	24	598.14	
11	Chitradurga	Hiiriyur	ESHWARAGERE	GP	GROUNDNUT	IRR	1			Hobli Level	52	1056.41	
12	Chitradurga	Hiiriyur	GANNAYAKANAHALLI	GP	GROUNDNUT	IRR	3			Hobli Level	12	958.03	
13	Chitradurga	Hiiriyur	GOWDANAHALLI	GP	GROUNDNUT	IRR	60	8	402.85				
14	Chitradurga	Hiiriyur	HARIYABBE	GP	GROUNDNUT	IRR	5			Hobli Level	28	1209.16	
15	Chitradurga	Hiiriyur	HARTHIKOTE	GP	GROUNDNUT	IRR	2			Hobli Level	12	958.03	

Government of Karnataka
Directorate of Economics and Statistics
GP Level Average Yield data for Summer season 2016-17


S.N	District	Taluk	Insurance Unit (hobli/ GP)	GP/HOB LI	Crop	IRR_R F	Area Sown_Ha	No_CCE_C onducted	Average Yield(Kg/Ha)	Name_Of_Higher_L evel	No_cceCo nducted_H igher	Higher average Yield(Kg/Ha)	Synthetic Yield
16	Chitradurga	Hiiriyur	HOSAYALANADU	GP	GROUNDNUT	IRR	0			Hobli Level	28	1609.54	
17	Chitradurga	Hiiriyur	IKKANURU	GP	GROUNDNUT	IRR	1			Hobli Level	28	1209.16	
18	Chitradurga	Hiiriyur	JAVANAGONDANA HALLI	GP	GROUNDNUT	IRR	5	8	789.45				
19	Chitradurga	Hiiriyur	KASTHURIRANGAP PANAHALLI	GP	GROUNDNUT	IRR	3			Hobli Level	52	935.27	
20	Chitradurga	Hiiriyur	KHANDENAHALLI	GP	GROUNDNUT	IRR	47	8	1443.54				
21	Chitradurga	Hiiriyur	KUNIKERE	GP	GROUNDNUT	IRR	5			Hobli Level	28	1609.54	
22	Chitradurga	Hiiriyur	M.D.KOTE	GP	GROUNDNUT	IRR	1			Hobli Level	12	958.03	
23	Chitradurga	Hiiriyur	MARADIHALLI	GP	GROUNDNUT	IRR	0			Hobli Level	12	958.03	
24	Chitradurga	Hiiriyur	MASKAL	GP	GROUNDNUT	IRR	9	8	1433.79				
25	Chitradurga	Hiiriyur	METIKURKE	GP	GROUNDNUT	IRR	1			Hobli Level	12	958.03	
26	Chitradurga	Hiiriyur	P.D.KOTE	GP	GROUNDNUT	IRR	2			Hobli Level	28	1209.16	
27	Chitradurga	Hiiriyur	RANGANATHAPUR A	GP	GROUNDNUT	IRR	1			Hobli Level	24	598.14	
28	Chitradurga	Hiiriyur	RANGENAHALLI	GP	GROUNDNUT	IRR	71	8	805.70				
29	Chitradurga	Hiiriyur	SURAGONDANAHA LLI	GP	GROUNDNUT	IRR	0			Hobli Level	12	958.03	
30	Chitradurga	Hiiriyur	UDUVALLI	GP	GROUNDNUT	IRR	95	8	1163.06				

82

83

Government of Karnataka
Directorate of Economics and Statistics
GP Level Average Yield data for Summer season 2016-17

S.N	District	Taluk	Insurance Unit (hobli/ GP)	GP/HOBLI	Crop	IRR_R F	Area_Sown_Ha	No_CCE_Conducted	Average Yield(Kg/Ha)	Name_Of_Higher_Level	No_cceConducted_Higher	Higher average Yield(Kg/Ha)	Synthetic Yield
31	Chitradurga	Hiiriyur	VANIVILASAPURA	GP	GROUNDNUT	IRR	3			Hobli Level	28	1609.54	
32	Chitradurga	Hiiriyur	YALLADAKERE	GP	GROUNDNUT	IRR	0			Hobli Level	24	598.14	


 Joint Director
 Crop insurance scheme Division
 Directorate of Economics and Statistics

82

Government of Karnataka
Directorate of Economics and Statistics
GP Level Average Yield data for Summer season 2016-17

S.N	District	Taluk	Insurance Unit (hobli/ GP)	GP/HOBLI	Crop	IRR_R F	Area Sown_Ha	No_CCE_C onducted	Average Yield(Kg/Ha)	Name_Of_Higher_Level	No_cceCo nducted_H igher	Higher average Yield(Kg/Ha)	Synthetic Yield
1	DakshinaKannada	Mangalore	BALKUNJE	GP	PADDY	IRR	0			District Level	2	5440.59	
2	DakshinaKannada	Mangalore	DAREGUDDI	GP	PADDY	IRR	0			District Level	2	5440.59	
3	DakshinaKannada	Mangalore	GANJIMATA	GP	PADDY	IRR	0			District Level	2	5440.59	
4	DakshinaKannada	Mangalore	HOSABETTU	GP	PADDY	IRR	0			District Level	2	5440.59	
5	DakshinaKannada	Mangalore	KALLAMUNDKUR	GP	PADDY	IRR	0			District Level	2	5440.59	
6	DakshinaKannada	Mangalore	KANDAVARA	GP	PADDY	IRR	0			District Level	2	5440.59	
7	DakshinaKannada	Mangalore	KUPPEPADAV	GP	PADDY	IRR	0			District Level	2	5440.59	
8	DakshinaKannada	Mangalore	MENNABETTU	GP	PADDY	IRR	0			District Level	2	5440.59	
9	DakshinaKannada	Mangalore	Mulki (ULB)	GP	PADDY	IRR	0			District Level	2	5440.59	
10	DakshinaKannada	Mangalore	NEERMARGA	GP	PADDY	IRR	0			District Level	2	5440.59	
11	DakshinaKannada	Mangalore	SHIRTHADY	GP	PADDY	IRR	0			District Level	2	5440.59	
12	DakshinaKannada	Mangalore	SURINJE	GP	PADDY	IRR	0			District Level	2	5440.59	
13	DakshinaKannada	Mangalore	ULAIBETTU	GP	PADDY	IRR	0			District Level	2	5440.59	


Joint Director

Crop insurance scheme Division
Directorate of Economics and Statistics



Government of Karnataka
Directorate of Economics and Statistics
GP Level Average Yield data for Summer season 2016-17

S.N	District	Taluk	Insurance Unit (hobli/ GP)	GP/HOB LI	Crop	IRR_R F	Area Sown Ha	No_CCE_C onducted	Average Yield(Kg/Ha)	Name_Of Higher_L evel	No_cceCo nducted_H igher	Higher average Yield(Kg/Ha)	Synthetic Yield
1	Davangere	Davanagere	ANABERU	GP	PADDY	IRR	22			Hobli Level	35	5664.19	
2	Davangere	Davanagere	ANAGODU	GP	PADDY	IRR	0			Hobli Level	8	5826.44	
3	Davangere	Davanagere	ATTIGERE	GP	PADDY	IRR	42	4	6125.06				
4	Davangere	Davanagere	AVARAGOLLA	GP	PADDY	IRR	264	4	5641.07				
5	Davangere	Davanagere	BADA	GP	PADDY	IRR	132	4	6056.28				
6	Davangere	Davanagere	BASAVANHAL	GP	PADDY	IRR	1			Hobli Level	61	5255.37	
7	Davangere	Davanagere	BELAVANUR	GP	PADDY	IRR	138	4	3736.95				
8	Davangere	Davanagere	BETHUR	GP	PADDY	IRR	130	4	6299.54				
9	Davangere	Davanagere	DODDABATHI	GP	PADDY	IRR	10	4	4441.56				
10	Davangere	Davanagere	GOPANALU	GP	PADDY	IRR	40	4	8803.42				
11	Davangere	Davanagere	HADADI	GP	PADDY	IRR	82	4	3623.70				
12	Davangere	Davanagere	HALEBATHI	GP	PADDY	IRR	2			Hobli Level	53	4874.65	
13	Davangere	Davanagere	HEBBALU	GP	PADDY	IRR	0			Hobli Level	8	5826.44	
14	Davangere	Davanagere	HONNUR	GP	PADDY	IRR	138	4	5181.39				
15	Davangere	Davanagere	HUCHHAVVANAHALLI	GP	PADDY	IRR	0			Hobli Level	35	5664.19	
16	Davangere	Davanagere	IGURU	GP	PADDY	IRR	0			Hobli Level	61	5690.47	
17	Davangere	Davanagere	KADAJJI	GP	PADDY	IRR	24	4	6500.86				

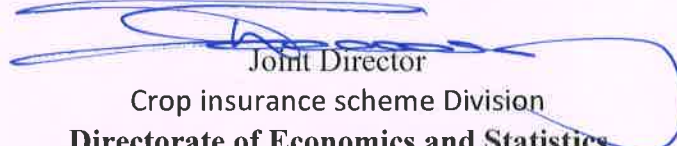
Government of Karnataka
Directorate of Economics and Statistics
GP Level Average Yield data for Summer season 2016-17

S.N	District	Taluk	Insurance Unit (hobli/ GP)	GP/HOB LI	Crop	IRR_R F	Area_Sown_Ha	No_CCE_C onducted	Average Yield(Kg/Ha)	Name_Of_Higher_L evel	No_cceCo nducted_H igher	Higher average Yield(Kg/Ha)	Synthetic Yield
18	Davangere	Davanagere	KADLEBALU	GP	PADDY	IRR	147	4	3715.97				
19	Davangere	Davanagere	KAIDALE	GP	PADDY	IRR	60			Hobli Level	88	5269.42	
20	Davangere	Davanagere	KAKKARAGOLLA	GP	PADDY	IRR	29	4	3967.62				
21	Davangere	Davanagere	KANAGONDANAHALLI	GP	PADDY	IRR	100	4	4722.56				
22	Davangere	Davanagere	KANDAGAL	GP	PADDY	IRR	13	4	7499.05				
23	Davangere	Davanagere	KUKKAWADA	GP	PADDY	IRR	32			Hobli Level	88	5137.83	
24	Davangere	Davanagere	KURKI	GP	PADDY	IRR	115	4	5032.92				
25	Davangere	Davanagere	LOKIKERE	GP	PADDY	IRR	26	4	3648.87				
26	Davangere	Davanagere	MALALAKERE	GP	PADDY	IRR	40			Hobli Level	35	5664.19	
27	Davangere	Davanagere	MATHI	GP	PADDY	IRR	45	4	4607.64				
28	Davangere	Davanagere	MUDAHADADI	GP	PADDY	IRR	208	4	4894.52				
29	Davangere	Davanagere	NARAGANAHALLI	GP	PADDY	IRR	0			Hobli Level	43	5793.99	
30	Davangere	Davanagere	SHIRAMAGONDANAHALLI	GP	PADDY	IRR	178	4	7515.83				
31	Davangere	Davanagere	SHYAGALE	GP	PADDY	IRR	87			Hobli Level	35	5664.19	
32	Davangere	Davanagere	TOLAHUNSE	GP	PADDY	IRR	99	4	6471.50				
33	Davangere	Harapanahalli	ANAJIGERE	GP	SUNFLOWER	IRR	2			State Level	307	723.73	
34	Davangere	Harapanahalli	CHATNIHALI	GP	SUNFLOWER	IRR	0			State Level	307	723.73	

09/1

Government of Karnataka
Directorate of Economics and Statistics
GP Level Average Yield data for Summer season 2016-17

S.N	District	Taluk	Insurance Unit (hobli/ GP)	GP/HOB LI	Crop	IRR_R F	Area_Sown_Ha	No_CCE_C onducted	Average Yield(Kg/Ha)	Name_Of_Higher_Level	No_cceCo nducted_H igher	Higher average Yield(Kg/Ha)	Synthetic Yield
35	Davangere	Harapanahalli	HALAVAGALU	GP	SUNFLOWER	IRR	0			State Level	307	723.73	
36	Davangere	Harapanahalli	HIREMEGALAGERE	GP	SUNFLOWER	IRR	9			State Level	307	723.73	
37	Davangere	Harapanahalli	HOSAKOTE	GP	SUNFLOWER	IRR	0			State Level	307	723.73	
38	Davangere	Harapanahalli	HUCHHANGIDURGA	GP	SUNFLOWER	IRR	12			State Level	307	723.73	
39	Davangere	Harapanahalli	MATTIHALLI	GP	SUNFLOWER	IRR	0			State Level	307	723.73	
40	Davangere	Harapanahalli	NANDIBEVUR	GP	SUNFLOWER	IRR	0			State Level	307	723.73	
41	Davangere	Harapanahalli	NITTUR	GP	SUNFLOWER	IRR	0			State Level	307	723.73	


Joint Director
Crop insurance scheme Division
Directorate of Economics and Statistics



Government of Karnataka
Directorate of Economics and Statistics
GP Level Average Yield data for Summer season 2016-17

S.N	District	Taluk	Insurance Unit (hobli/ GP)	GP/HOB LI	Crop	IRR_R F	Area Sown Ha	No_CCE_C onducted	Average Yield(Kg/Ha)	Name_Of_Higher_L evel	No_cceCo nducted_H igher	Higher average Yield(Kg/Ha)	Synthetic Yield
1	Gadag	Mundargi	ALUR	GP	GROUNDNUT	IRR	1			Hobli Level	24	459.16	
2	Gadag	Mundargi	BAGEWADI	GP	GROUNDNUT	IRR	15	8	272.90				
3	Gadag	Mundargi	BIDARAHALLI	GP	GROUNDNUT	IRR	125	8	1438.56				
4	Gadag	Mundargi	DAMBAL	GP	GROUNDNUT	IRR	28	8	224.17				
5	Gadag	Mundargi	HAROGERI	GP	GROUNDNUT	IRR	40	8	790.54				
6	Gadag	Mundargi	HESARUR	GP	GROUNDNUT	IRR	57	8	685.49				
7	Gadag	Mundargi	KALAKERI	GP	GROUNDNUT	IRR	9			Hobli Level	49	697.00	
8	Gadag	Mundargi	KORLAHALLI	GP	GROUNDNUT	IRR	20	8	117.18				
9	Gadag	Mundargi	Mundargi (ULB)	GP	GROUNDNUT	IRR	45			Hobli Level	49	697.00	
10	Gadag	Mundargi	SHINGALALUR	GP	GROUNDNUT	IRR	27	8	664.92				
11	Gadag	Mundargi	SINGATARAYANA KERE	GP	GROUNDNUT	IRR	6	8	362.78				
12	Gadag	Ron	ABBIGERI	GP	GROUNDNUT	IRR	40	8	923.09				
13	Gadag	Ron	ASUTI	GP	GROUNDNUT	IRR	10	8	64.98				
14	Gadag	Ron	D.S.HADAGALI	GP	GROUNDNUT	IRR	0			Hobli Level	80	567.97	
15	Gadag	Ron	Gajendragud(ULB)	GP	GROUNDNUT	IRR	89	8	538.21				
16	Gadag	Ron	GOGERI	GP	GROUNDNUT	IRR	53	8	640.01				
17	Gadag	Ron	HIREHALA	GP	GROUNDNUT	IRR	80	8	374.69				

Government of Karnataka
Directorate of Economics and Statistics
GP Level Average Yield data for Summer season 2016-17

S.N	District	Taluk	Insurance Unit (hobli/ GP)	GP/HOBLI	Crop	IRR_R F	Area Sown Ha	No_CCE_C onducted	Average Yield(Kg/Ha)	Name_Of Higher_Level	No_cceCo nducted_H igher	Higher average Yield(Kg/Ha)	Synthetic Yield
18	Gadag	Ron	HUNAGUNDI	GP	GROUNDNUT	IRR	25	8	710.40				
19	Gadag	Ron	ITAGI	GP	GROUNDNUT	IRR	2			Hobli Level	50	601.28	
20	Gadag	Ron	JAKKALI	GP	GROUNDNUT	IRR	16	8	257.09				
21	Gadag	Ron	KOTBAL	GP	GROUNDNUT	IRR	2			Hobli Level	50	601.28	
22	Gadag	Ron	KUNTOGI	GP	GROUNDNUT	IRR	275	8	266.40				
23	Gadag	Ron	KURADAGI	GP	GROUNDNUT	IRR	4			Hobli Level	80	567.97	
24	Gadag	Ron	LAKKALAKATTI	GP	GROUNDNUT	IRR	97	8	653.00				
25	Gadag	Ron	MADALAGERI	GP	GROUNDNUT	IRR	0			Hobli Level	50	601.28	
26	Gadag	Ron	MLLAPUR	GP	GROUNDNUT	IRR	4			Hobli Level	66	494.49	
27	Gadag	Ron	MUSHIGERI	GP	GROUNDNUT	IRR	51			Hobli Level	50	601.28	
28	Gadag	Ron	Naregal(ULB)	GP	GROUNDNUT	IRR	49	8	240.41				
29	Gadag	Ron	NIDAGUNDI	GP	GROUNDNUT	IRR	16	8	346.54				
30	Gadag	Ron	RAJURU	GP	GROUNDNUT	IRR	142	8	763.46				
31	Gadag	Ron	RAMAPUR	GP	GROUNDNUT	IRR	247	8	795.95				
32	Gadag	Ron	Ron (ULB)	GP	GROUNDNUT	IRR	36	8	640.28				
33	Gadag	Ron	SHANTAGERI	GP	GROUNDNUT	IRR	30	8	400.68				
34	Gadag	Ron	SUDI	GP	GROUNDNUT	IRR	32	8	930.23				

8/i


Government of Karnataka
Directorate of Economics and Statistics
GP Level Average Yield data for Summer season 2016-17

S.N	District	Taluk	Insurance Unit (hobli/ GP)	GP/HOB LI	Crop	IRR_R F	Area Sown Ha	No_CCE_C onducted	Average Yield(Kg/Ha)	Name_Of_Higher_Level	No_cceCo nducted_H igher	Higher average Yield(Kg/Ha)	Synthetic Yield
35	Gadag	Shirahatti	ADARAHALLI	GP	GROUNDNUT	IRR	78			Hobli Level	70	669.11	
36	Gadag	Shirahatti	BALEHOSUR	GP	GROUNDNUT	IRR	115	8	686.57				
37	Gadag	Shirahatti	BANNIKOPPA	GP	GROUNDNUT	IRR	101	8	788.37				
38	Gadag	Shirahatti	BATTUR	GP	GROUNDNUT	IRR	103			Hobli Level	70	669.11	
39	Gadag	Shirahatti	CHABBI	GP	GROUNDNUT	IRR	10	8	120.85				
40	Gadag	Shirahatti	DODDUR	GP	GROUNDNUT	IRR	251	8	360.62				
41	Gadag	Shirahatti	GOJANUR	GP	GROUNDNUT	IRR	15	8	888.00				
42	Gadag	Shirahatti	HEBBAL	GP	GROUNDNUT	IRR	122	8	439.67				
43	Gadag	Shirahatti	KADKOL	GP	GROUNDNUT	IRR	53	8	515.47				
44	Gadag	Shirahatti	KOGANUR	GP	GROUNDNUT	IRR	187	8	792.70				
45	Gadag	Shirahatti	KONCHIGERI	GP	GROUNDNUT	IRR	80			Hobli Level	77	633.28	
46	Gadag	Shirahatti	Lakshmeshwara (ULB)	GP	GROUNDNUT	IRR	193	8	789.00				
47	Gadag	Shirahatti	MACHANAHALLI	GP	GROUNDNUT	IRR	92	8	480.82				
48	Gadag	Shirahatti	MAGADI	GP	GROUNDNUT	IRR	10	8	491.65				
49	Gadag	Shirahatti	P-BADNI	GP	GROUNDNUT	IRR	49	8	481.90				
50	Gadag	Shirahatti	RAMGIRI	GP	GROUNDNUT	IRR	120			Hobli Level	77	633.28	
51	Gadag	Shirahatti	RANATUR	GP	GROUNDNUT	IRR	41	8	424.51				

81

Government of Karnataka
Directorate of Economics and Statistics
GP Level Average Yield data for Summer season 2016-17

S.N	District	Taluk	Insurance Unit (hobli/ GP)	GP/HOBLI	Crop	IRR_R F	Area_Sown_Ha	No_CCE_C onducted	Average Yield(Kg/Ha)	Name_Of_Higher_Level	No_cceCo nducted_H igher	Higher average Yield(Kg/Ha)	Synthetic Yield
52	Gadag	Shirahatti	SHIGLI	GP	GROUNDNUT	IRR	30	8	1151.15				
53	Gadag	Shirahatti	SURANAGI	GP	GROUNDNUT	IRR	246	8	594.53				
54	Gadag	Shirahatti	TARIKOPPA	GP	GROUNDNUT	IRR	82			Hobli Level	77	633.28	
55	Gadag	Shirahatti	VADAVI	GP	GROUNDNUT	IRR	132			Hobli Level	77	633.28	
56	Gadag	Shirahatti	YALAVATTI	GP	GROUNDNUT	IRR	3			Hobli Level	70	669.11	


Joint Director
Crop insurance scheme Division
Directorate of Economics and Statistics

2/

Government of Karnataka
Directorate of Economics and Statistics
GP Level Average Yield data for Summer season 2016-17

S.N	District	Taluk	Insurance Unit (hobli/ GP)	GP/HOBLI	Crop	IRR_R F	Area Sown Ha	No_CCE_Conducted	Average Yield(Kg/Ha)	Name_Of_Higher_Level	No_cceConducted_Higher	Higher average Yield(Kg/Ha)	Synthetic Yield
1	Haveri	Haveri	BELAVAGI	GP	GROUNDNUT	IRR	0			Hobli Level	35	722.53	
2	Haveri	Haveri	GUTTAL	GP	GROUNDNUT	IRR	41	8	862.01				
3	Haveri	Haveri	HALAGI	GP	GROUNDNUT	IRR	36			Hobli Level	35	722.53	
4	Haveri	Haveri	HAVANUR	GP	GROUNDNUT	IRR	0			Hobli Level	35	722.53	
5	Haveri	Haveri	HOSARITTI	GP	GROUNDNUT	IRR	6			Hobli Level	35	722.53	
6	Haveri	Haveri	KALLIHAL	GP	GROUNDNUT	IRR	4			Hobli Level	12	970.14	
7	Haveri	Haveri	KURAGUND	GP	GROUNDNUT	IRR	8	8	190.59				
8	Haveri	Haveri	MAROL	GP	GROUNDNUT	IRR	2			Hobli Level	35	722.53	
9	Haveri	Haveri	MEVUNDI	GP	GROUNDNUT	IRR	18			Hobli Level	35	722.53	
10	Haveri	Haveri	YALAGACHCHA	GP	GROUNDNUT	IRR	12			Hobli Level	12	970.14	
11	Haveri	Savanur	CHILLURABADNI	GP	GROUNDNUT	IRR	11			Hobli Level	12	386.25	
12	Haveri	Savanur	HESARUR	GP	GROUNDNUT	IRR	17			Hobli Level	24	752.49	
13	Haveri	Savanur	HIREMUGUDUR	GP	GROUNDNUT	IRR	26			Hobli Level	24	752.49	
14	Haveri	Savanur	HUVINASHIGLI	GP	GROUNDNUT	IRR	15			Hobli Level	24	752.49	
15	Haveri	Savanur	ICHCHANGI	GP	GROUNDNUT	IRR	39	8	410.00				
16	Haveri	Savanur	MANTRODI	GP	GROUNDNUT	IRR	0			Hobli Level	12	386.25	
17	Haveri	Savanur	TEVARAMELLIHALLI	GP	GROUNDNUT	IRR	0			Hobli Level	12	386.25	

82

Government of Karnataka
Directorate of Economics and Statistics
GP Level Average Yield data for Summer season 2016-17

S.N	District	Taluk	Insurance Unit (hobli/ GP)	GP/HOBLI	Crop	IRR_R F	Area Sown Ha	No_CCE_C onducted	Average Yield(Kg/Ha)	Name_Of Higher_L evel	No_cceCo nducted_H igher	Higher average Yield(Kg/Ha)	Synthetic Yield
1	Kalaburgi	Afzalpur	Afzalpura (ULB)	GP	GROUNDNUT	IRR	68	8	1190.13				
2	Kalaburgi	Jevargi	ALOOR	GP	GROUNDNUT	IRR	19	8	1053.69				
3	Kalaburgi	Jevargi	ANKALGA	GP	GROUNDNUT	IRR	93	8	1506.35				
4	Kalaburgi	Jevargi	ARALAGUNDAGI	GP	GROUNDNUT	IRR	148	8	1236.70				
5	Kalaburgi	Jevargi	BIRAL (B)	GP	GROUNDNUT	IRR	13			Hobli Level	2	2534.05	
6	Kalaburgi	Jevargi	HIPPARGA -S-N	GP	GROUNDNUT	IRR	59	8	1241.03				
7	Kalaburgi	Jevargi	ITGA	GP	GROUNDNUT	IRR	43	8	961.64				
8	Kalaburgi	Jevargi	JERATAGI	GP	GROUNDNUT	IRR	83	8	1172.81				
9	Kalaburgi	Jevargi	KADKOL	GP	GROUNDNUT	IRR	65	8	1394.81				
10	Kalaburgi	Jevargi	KALLUR (K)	GP	GROUNDNUT	IRR	39			Hobli Level	40	1090.72	
11	Kalaburgi	Jevargi	KUKNUR	GP	GROUNDNUT	IRR	31			Hobli Level	52	1288.18	
12	Kalaburgi	Jevargi	KURALGERA	GP	GROUNDNUT	IRR	46	8	1204.21				
13	Kalaburgi	Jevargi	MAGANGERA	GP	GROUNDNUT	IRR	78	8	1264.86				
14	Kalaburgi	Jevargi	MALLI	GP	GROUNDNUT	IRR	50	8	1067.76				
15	Kalaburgi	Jevargi	MANDEWAL	GP	GROUNDNUT	IRR	110	8	589.11				


Government of Karnataka
Directorate of Economics and Statistics
GP Level Average Yield data for Summer season 2016-17

S.N	District	Taluk	Insurance Unit (hobli/ GP)	GP/HOB LI	Crop	IRR_R F	Area_Sown_Ha	No_CCE_C onducted	Average Yield(Kg/Ha)	Name_Of_Higher_Level	No_cceCo nducted_H igher	Higher average Yield(Kg/Ha)	Synthetic Yield
16	Kalaburgi	Jevargi	NELOGI	GP	GROUNDNUT	IRR	0			Hobli Level	40	1090.72	
17	Kalaburgi	Jevargi	SONNA	GP	GROUNDNUT	IRR	35			Taluk Level	42	1159.45	
18	Kalaburgi	Jevargi	WADGERA	GP	GROUNDNUT	IRR	41			Hobli Level	52	1288.18	
19	Kalaburgi	Jevargi	YADRAMI	GP	GROUNDNUT	IRR	0			Hobli Level	52	1288.18	
20	Kalaburgi	Jevargi	HIPPARGA -S-N	GP	PADDY	IRR	0			District Level	10	6160.29	
21	Kalaburgi	Jevargi	IJERI	GP	PADDY	IRR	0			Hobli Level	2	5452.33	
22	Kalaburgi	Jevargi	ITGA	GP	PADDY	IRR	0			District Level	10	6160.29	
23	Kalaburgi	Jevargi	JERATAGI	GP	PADDY	IRR	0			District Level	10	6160.29	
24	Kalaburgi	Jevargi	KADKOL	GP	PADDY	IRR	0			Hobli Level	8	6337.29	
25	Kalaburgi	Jevargi	KALLUR (K)	GP	PADDY	IRR	1			District Level	10	6160.29	
26	Kalaburgi	Jevargi	KOLKUR	GP	PADDY	IRR	0			District Level	10	6160.29	
27	Kalaburgi	Jevargi	KUKNUR	GP	PADDY	IRR	0			Hobli Level	8	6337.29	
28	Kalaburgi	Jevargi	KURALGERA	GP	PADDY	IRR	158	4	6140.16				
29	Kalaburgi	Jevargi	SONNA	GP	PADDY	IRR	0			District Level	10	6160.29	
30	Kalaburgi	Jevargi	WADGERA	GP	PADDY	IRR	209	4	6534.41				

(Signature)

Government of Karnataka
Directorate of Economics and Statistics
GP Level Average Yield data for Summer season 2016-17

S.N	District	Taluk	Insurance Unit (hobli/ GP)	GP/HOBLI	Crop	IRR_R F	Area Sown Ha	No_CCE_Conducted	Average Yield(Kg/Ha)	Name_Of_Higher_Level	No_cceConducted_Higher	Higher average Yield(Kg/Ha)	Synthetic Yield
31	Kalaburgi	Jevargi	YADRAMI	GP	PADDY	IRR	0			Hobli Level	8	6337.29	
32	Kalaburgi	Jevargi	YALAGOD	GP	PADDY	IRR	15			Hobli Level	10	5599.82	
33	Kalaburgi	Jevargi	YALWAR	GP	PADDY	IRR	0			District Level	10	6160.29	
34	Kalaburgi	Kalaburgi	KINNISADAK	GP	GROUNDNUT	IRR	18			Hobli Level	4	2122.53	


Joint Director
 Crop insurance scheme Division
Directorate of Economics and Statistics



Government of Karnataka
Directorate of Economics and Statistics
GP Level Average Yield data for Summer season 2016-17

S.N	District	Taluk	Insurance Unit (hobli/ GP)	GP/HOBLI	Crop	IRR_R F	Area Sown_Ha	No_CCE_C onducted	Average Yield(Kg/Ha)	Name_Of_Higher_Level	No_cceCo nducted_H igher	Higher average Yield(Kg/Ha)	Synthetic Yield
1	Koppal	Koppal	AGALKERA	GP	GROUNDNUT	IRR	3			Hobli Level	12	1518.98	
2	Koppal	Koppal	ALWANDI	GP	GROUNDNUT	IRR	79			Hobli Level	52	523.14	
3	Koppal	Koppal	BAHADDURBANDI	GP	GROUNDNUT	IRR	123	8	1069.93				
4	Koppal	Koppal	BANDIHARLAPUR	GP	GROUNDNUT	IRR	0			Hobli Level	56	1355.68	
5	Koppal	Koppal	BETAGERI	GP	GROUNDNUT	IRR	62			Hobli Level	52	523.14	
6	Koppal	Koppal	BHAGYANAGAR	GP	GROUNDNUT	IRR	0			Hobli Level	44	865.74	
7	Koppal	Koppal	BISARALLI	GP	GROUNDNUT	IRR	56			Hobli Level	52	523.14	
8	Koppal	Koppal	BOCHANAHALLI	GP	GROUNDNUT	IRR	146			Hobli Level	52	523.14	
9	Koppal	Koppal	BUDGUMPA	GP	GROUNDNUT	IRR	181	8	965.97				
10	Koppal	Koppal	CHIKKABOMMANA L	GP	GROUNDNUT	IRR	242			Hobli Level	46	722.08	
11	Koppal	Koppal	GINIGERA	GP	GROUNDNUT	IRR	30			Hobli Level	44	865.75	
12	Koppal	Koppal	GONDABAL	GP	GROUNDNUT	IRR	106	8	1510.68				
13	Koppal	Koppal	GULADALLI	GP	GROUNDNUT	IRR	34			Hobli Level	56	1192.37	
14	Koppal	Koppal	HALAGERI	GP	GROUNDNUT	IRR	83	8	998.46				
15	Koppal	Koppal	HASAGAL	GP	GROUNDNUT	IRR	249			Hobli Level	46	722.08	
16	Koppal	Koppal	HATTI	GP	GROUNDNUT	IRR	93			Hobli Level	52	523.14	
17	Koppal	Koppal	HIREBAGANAL	GP	GROUNDNUT	IRR	257			Hobli Level	56	1083.49	

Government of Karnataka
Directorate of Economics and Statistics
GP Level Average Yield data for Summer season 2016-17

S.N	District	Taluk	Insurance Unit (hobli/ GP)	GP/HOBLI	Crop	IRR_R F	Area_Sown_Ha	No_CCE_C onducted	Average Yield(Kg/Ha)	Name_Of_Higher_Level	No_cceCo nducted_H igher	Higher average Yield(Kg/Ha)	Synthetic Yield
18	Koppal	Koppal	HIRESINDOGI	GP	GROUNDNUT	IRR	92	8	769.96				
19	Koppal	Koppal	HITNAL	GP	GROUNDNUT	IRR	0			Hobli Level	12	1518.98	
20	Koppal	Koppal	HOSALLI	GP	GROUNDNUT	IRR	0			Hobli Level	12	1518.98	
21	Koppal	Koppal	HULAGI	GP	GROUNDNUT	IRR	0			Hobli Level	12	1518.98	
22	Koppal	Koppal	INDARGI	GP	GROUNDNUT	IRR	190			Hobli Level	46	722.08	
23	Koppal	Koppal	IRKALGAD	GP	GROUNDNUT	IRR	194			Hobli Level	46	722.08	
24	Koppal	Koppal	KALTAVARGERA	GP	GROUNDNUT	IRR	387	8	552.29				
25	Koppal	Koppal	KATARKI GUDLANUR	GP	GROUNDNUT	IRR	118			Hobli Level	52	523.14	
26	Koppal	Koppal	KAVALOOR	GP	GROUNDNUT	IRR	56			Hobli Level	52	523.14	
27	Koppal	Koppal	KINNAL	GP	GROUNDNUT	IRR	24			Hobli Level	46	722.08	
28	Koppal	Koppal	KOLUR	GP	GROUNDNUT	IRR	165	8	760.21				
29	Koppal	Koppal	KUNIKERI	GP	GROUNDNUT	IRR	77	8	0.00				
30	Koppal	Koppal	LEBAGERI	GP	GROUNDNUT	IRR	280	8	1033.11				
31	Koppal	Koppal	MADINUR	GP	GROUNDNUT	IRR	92			Hobli Level	90	817.86	
32	Koppal	Koppal	MATTUR	GP	GROUNDNUT	IRR	535			Hobli Level	52	523.14	
33	Koppal	Koppal	MUNIRABAD DAM	GP	GROUNDNUT	IRR	0			Hobli Level	12	1518.98	
34	Koppal	Koppal	OJANAHALLI	GP	GROUNDNUT	IRR	91			Hobli Level	44	865.75	

(Signature)

Government of Karnataka
Directorate of Economics and Statistics
GP Level Average Yield data for Summer season 2016-17

S.N	District	Taluk	Insurance Unit (hobli/ GP)	GP/HOB LI	Crop	IRR_R F	Area_Sown_Ha	No_CCE_C onducted	Average Yield(Kg/Ha)	Name_Of_Higher_Level	No_cceCo nducted_H igher	Higher average Yield(Kg/Ha)	Synthetic Yield
35	Koppal	Koppal	SHIVAPUR	GP	GROUNDNUT	IRR	2			Hobli Level	12	1518.98	



Joint Director
Crop insurance scheme Division
Directorate of Economics and Statistics



Government of Karnataka
Directorate of Economics and Statistics
GP Level Average Yield data for Summer season 2016-17

S.N	District	Taluk	Insurance Unit (hobli/ GP)	GP/HOBLI	Crop	IRR_R F	Area_Sown_Ha	No_CCE_C onducted	Average Yield(Kg/Ha)	Name_Of_Higher_Level	No_cceCo nducted_H igher	Higher average Yield(Kg/Ha)	Synthetic Yield
1	Mandya	Mandya	ALAKERE	GP	PADDY	IRR	0			Taluk Level	32	5095.83	
2	Mandya	Mandya	B.GOWDAGERE	GP	PADDY	IRR	0			Taluk Level	32	5095.83	
3	Mandya	Mandya	B.HOSUR	GP	PADDY	IRR	0			Hobli Level	4	5284.57	
4	Mandya	Mandya	BELUR	GP	PADDY	IRR	0			Hobli Level	16	3829.68	
5	Mandya	Mandya	BEVINAHALLY	GP	PADDY	IRR	6	4	7767.47				
6	Mandya	Mandya	BUDANUR	GP	PADDY	IRR	0			Taluk Level	32	5095.83	
7	Mandya	Mandya	CHANDAGALU(B)	GP	PADDY	IRR	2	4	6651.85				
8	Mandya	Mandya	CHANDAGALU(D)	GP	PADDY	IRR	0			Hobli Level	4	5267.79	
9	Mandya	Mandya	DUDDA	GP	PADDY	IRR	0			Taluk Level	32	5095.83	
10	Mandya	Mandya	GANADALU	GP	PADDY	IRR	0			Hobli Level	4	5267.79	
11	Mandya	Mandya	GOPALAPURA	GP	PADDY	IRR	0			Hobli Level	4	4571.57	
12	Mandya	Mandya	H.MALLIGERE	GP	PADDY	IRR	7	4	5267.79				
13	Mandya	Mandya	HALLEGERE	GP	PADDY	IRR	0			Hobli Level	4	5101.71	
14	Mandya	Mandya	HALUVADI	GP	PADDY	IRR	0			Hobli Level	4	3095.25	
15	Mandya	Mandya	HANAKERE	GP	PADDY	IRR	0			Taluk Level	32	5095.83	

Government of Karnataka
Directorate of Economics and Statistics
GP Level Average Yield data for Summer season 2016-17

S.N	District	Taluk	Insurance Unit (hobli/ GP)	GP/HOB LI	Crop	IRR_R F	Area Sown Ha	No_CCE_C onducted	Average Yield(Kg/Ha)	Name_Of Higher_L evel	No_cceCo nducted_H igher	Higher average Yield(Kg/Ha)	Synthetic Yield
16	Mandya	Mandya	HODAGHATTA	GP	PADDY	IRR	0			Hobli Level	4	5284.57	
17	Mandya	Mandya	HOLALU	GP	PADDY	IRR	0			Hobli Level	4	5267.79	
18	Mandya	Mandya	HULIVANA	GP	PADDY	IRR	0			Hobli Level	4	5284.57	
19	Mandya	Mandya	HULLENAHALLY	GP	PADDY	IRR	0			Hobli Level	4	5267.79	
20	Mandya	Mandya	INDUVALU	GP	PADDY	IRR	5	4	2348.70				
21	Mandya	Mandya	KANNALI	GP	PADDY	IRR	0			Taluk Level	32	5095.83	
22	Mandya	Mandya	KEELARA	GP	PADDY	IRR	0			Taluk Level	32	5095.83	
23	Mandya	Mandya	KERAGODU	GP	PADDY	IRR	7	4	5284.57				
24	Mandya	Mandya	KOTHAHI	GP	PADDY	IRR	0			Hobli Level	12	5298.55	
25	Mandya	Mandya	MANAGALA	GP	PADDY	IRR	0			Hobli Level	4	3095.25	
26	Mandya	Mandya	Mandya (ULB)	GP	PADDY	IRR	0			Hobli Level	4	4571.57	
27	Mandya	Mandya	MARAGOWDANAH ALLY	GP	PADDY	IRR	0			Hobli Level	4	5284.57	
28	Mandya	Mandya	MUTHEGERE	GP	PADDY	IRR	0			Hobli Level	2	9235.41	
29	Mandya	Mandya	SANTHEKASALGERE	GP	PADDY	IRR	0			Hobli Level	4	3095.25	
30	Mandya	Mandya	SATHANUR	GP	PADDY	IRR	1	4	4571.57				

91

Government of Karnataka
Directorate of Economics and Statistics
GP Level Average Yield data for Summer season 2016-17

S.N	District	Taluk	Insurance Unit (hobli/ GP)	GP/HOB LI	Crop	IRR_R F	Area_Sown_Ha	No_CCE_C onducted	Average Yield(Kg/Ha)	Name_Of_Higher_L evel	No_cceCo nducted_H igher	Higher average Yield(Kg/Ha)	Synthetic Yield
31	Mandya	Mandya	SHIVALLY	GP	PADDY	IRR	0			Hobli Level	4	5267.79	
32	Mandya	Mandya	SUNAGANAHALLY	GP	PADDY	IRR	0			Hobli Level	4	3095.25	
33	Mandya	Mandya	THAGGAHALLY	GP	PADDY	IRR	8	4	3095.25				
34	Mandya	Mandya	THUBINAKERE	GP	PADDY	IRR	0			Hobli Level	12	5298.55	
35	Mandya	Mandya	UMMADAHALLY	GP	PADDY	IRR	0			Taluk Level	32	5095.83	
36	Mandya	Mandya	UPPARKANAHALLY	GP	PADDY	IRR	0			Taluk Level	32	5095.83	
37	Mandya	Mandya	YELIYUR	GP	PADDY	IRR	8	4	5779.47				
38	Mandya	Pandavapura	ARALAKUPPE	GP	PADDY	IRR	0			Taluk Level	12	4979.79	
39	Mandya	Pandavapura	BALAGATTA	GP	PADDY	IRR	0			Taluk Level	12	4979.79	
40	Mandya	Pandavapura	CIKKADE	GP	PADDY	IRR	2	4	6509.24				
41	Mandya	Pandavapura	DINKA	GP	PADDY	IRR	0			Hobli Level	6	4971.41	
42	Mandya	Pandavapura	DODABYADARAHALLI	GP	PADDY	IRR	3	4	4034.72				
43	Mandya	Pandavapura	HARAVU	GP	PADDY	IRR	0			Hobli Level	6	4971.41	
44	Mandya	Pandavapura	HEREMARALLI	GP	PADDY	IRR	0			Hobli Level	12	4978.60	
45	Mandya	Pandavapura	KANAGANAMARAD I	GP	PADDY	IRR	0			Hobli Level	12	4984.83	


Government of Karnataka
Directorate of Economics and Statistics
GP Level Average Yield data for Summer season 2016-17

S.N	District	Taluk	Insurance Unit (hobli/ GP)	GP/HOBLI	Crop	IRR_R F	Area_Sown_Ha	No_CCE_C onducted	Average Yield(Kg/Ha)	Name_Of_Higher_Level	No_cceCo nducted_H igher	Higher average Yield(Kg/Ha)	Synthetic Yield
46	Mandya	Pandavapura	KATTERI	GP	PADDY	IRR	0			Taluk Level	12	4979.79	
47	Mandya	Pandavapura	KENNALU	GP	PADDY	IRR	0			Hobli Level	6	4971.41	
48	Mandya	Pandavapura	KURUBARABETTAH ALLI	GP	PADDY	IRR	0			Hobli Level	6	4971.41	
49	Mandya	Pandavapura	KYATANAHALLI	GP	PADDY	IRR	0			Hobli Level	6	4988.18	
50	Mandya	Pandavapura	NARAYANAPURA	GP	PADDY	IRR	0			Taluk Level	12	4979.79	
51	Mandya	Pandavapura	TIRUMALASAGARA	GP	PADDY	IRR	4	4	4395.42				
52	Mandya	Srirangapatna	BALLEKERE	GP	PADDY	IRR	2	4	6853.16				
53	Mandya	Srirangapatna	BALLENAHALLI	GP	PADDY	IRR	2	4	1467.94				
54	Mandya	Srirangapatna	BELAGOLA	GP	PADDY	IRR	29	4	6886.71				
55	Mandya	Srirangapatna	CHIKKA ANKANAHALLI	GP	PADDY	IRR	8	4	8220.44				
56	Mandya	Srirangapatna	DARASAGUPPE	GP	PADDY	IRR	0			Hobli Level	4	1467.94	
57	Mandya	Srirangapatna	HOSAHALLI	GP	PADDY	IRR	0			Hobli Level	12	6538.60	
58	Mandya	Srirangapatna	HULIKERE	GP	PADDY	IRR	27	4	6165.33				
59	Mandya	Srirangapatna	K.R.SAGARA	GP	PADDY	IRR	0			Taluk Level	48	5734.28	
60	Mandya	Srirangapatna	KODIYALA	GP	PADDY	IRR	4	4	5074.86				

9/1

Government of Karnataka
Directorate of Economics and Statistics
GP Level Average Yield data for Summer season 2016-17

S.N	District	Taluk	Insurance Unit (hobli/ GP)	GP/HOB LI	Crop	IRR_R F	Area_Sown_Ha	No_CCE_C onducted	Average Yield(Kg/Ha)	Name_Of_Higher_Level	No_cceCo nducted_H igher	Higher average Yield(Kg/Ha)	Synthetic Yield
61	Mandya	Srirangapatna	MAHADEVAPURA	GP	PADDY	IRR	3	4	4441.55				
62	Mandya	Srirangapatna	MELAPURA;	GP	PADDY	IRR	6	4	6115.42				
63	Mandya	Srirangapatna	MUNDUGADORE	GP	PADDY	IRR	7	4	4865.16				
64	Mandya	Srirangapatna	NAGUVANAHALLI	GP	PADDY	IRR	11	4	5773.60				
65	Mandya	Srirangapatna	PALAHALLI	GP	PADDY	IRR	6	4	6563.77				
66	Mandya	Srirangapatna	T.M.HOSOORU	GP	PADDY	IRR	0			Hobli Level	16	5794.15	
67	Mandya	Srirangapatna	TADAGAVADI	GP	PADDY	IRR	4	4	6383.42				


Joint Director
Crop insurance scheme Division
Directorate of Economics and Statistics



Government of Karnataka
Directorate of Economics and Statistics
GP Level Average Yield data for Summer season 2016-17

S.N	District	Taluk	Insurance Unit (hobli/ GP)	GP/HOB LI	Crop	IRR_R F	Area Sown Ha	No_CCE_C onducted	Average Yield(Kg/Ha)	Name_Of_Higher_Level	No_cceCo nducted_H igher	Higher average Yield(Kg/Ha)	Synthetic Yield
1	Mysuru	Nanjangud	BILIGERE	GP	PADDY	IRR	11	4	5217.46				
2	Mysuru	Nanjangud	DEBURU	GP	PADDY	IRR	6	4	6639.26				
3	Mysuru	Nanjangud	DEVARASANAHALLI	GP	PADDY	IRR	0			Hobli Level	6	6567.96	
4	Mysuru	Nanjangud	DEVIRAMMANAHALLI	GP	PADDY	IRR	0			Hobli Level	6	6567.96	
5	Mysuru	Nanjangud	DUGGAHALLI	GP	PADDY	IRR	0			Hobli Level	8	3453.84	
6	Mysuru	Nanjangud	HADINARU	GP	PADDY	IRR	11	4	3606.93				
7	Mysuru	Nanjangud	HEGGADAHALLI	GP	PADDY	IRR	0			Hobli Level	6	6567.96	
8	Mysuru	Nanjangud	HORALAVADI	GP	PADDY	IRR	2	4	5703.98				
9	Mysuru	Nanjangud	HOSAKOTE	GP	PADDY	IRR	0			Hobli Level	12	5052.77	
10	Mysuru	Nanjangud	HULIMAVU	GP	PADDY	IRR	31	4	4441.55				
11	Mysuru	Nanjangud	HULLAHALLI	GP	PADDY	IRR	5	4	4613.51				
12	Mysuru	Nanjangud	KALALE	GP	PADDY	IRR	0			Hobli Level	6	6567.96	
13	Mysuru	Nanjangud	KEMPISIDDANAHUNDI	GP	PADDY	IRR	0			Hobli Level	12	5052.77	
14	Mysuru	Nanjangud	KURIHUNDI	GP	PADDY	IRR	0			Hobli Level	8	3453.84	
15	Mysuru	Nanjangud	MARALURU	GP	PADDY	IRR	0			Hobli Level	12	5052.77	
16	Mysuru	Nanjangud	NAGARLE	GP	PADDY	IRR	16	4	4693.20				
17	Mysuru	Nanjangud	NALLITHALAPURA	GP	PADDY	IRR	0			Hobli Level	8	3453.84	

Government of Karnataka
Directorate of Economics and Statistics
GP Level Average Yield data for Summer season 2016-17

S.N	District	Taluk	Insurance Unit (hobli/ GP)	GP/HOBLI	Crop	IRR_R F	Area_Sown_Ha	No_CCE_C onducted	Average Yield(Kg/Ha)	Name_Of_Higher_Level	No_cceCo nducted_H igher	Higher average Yield(Kg/Ha)	Synthetic Yield
18	Mysuru	Nanjangud	NAVILURU	GP	PADDY	IRR	0			Hobli Level	6	6567.96	
19	Mysuru	Nanjangud	RAMPURA	GP	PADDY	IRR	13	4	7109.84				
20	Mysuru	Nanjangud	SHIRAMMALLI	GP	PADDY	IRR	4	4	2294.17				
21	Mysuru	Nanjangud	SINDHUVALLI	GP	PADDY	IRR	0			Hobli Level	6	6567.96	
22	Mysuru	Nanjangud	SUTHURU	GP	PADDY	IRR	8	4	5217.46				
23	Mysuru	Nanjangud	THANDAVAPURA	GP	PADDY	IRR	0			Hobli Level	12	5052.77	
24	Mysuru	Nanjangud	THAYURU	GP	PADDY	IRR	10	4	4647.06				
25	Mysuru	Nanjangud	THUMNERALE	GP	PADDY	IRR	0			Hobli Level	12	5052.77	
26	Mysuru	T-Narsipur	ALAGUDU	GP	PADDY	IRR	0			Hobli Level	24	4560.94	
27	Mysuru	T-Narsipur	ANKANAHALLI	GP	PADDY	IRR	4	4	5620.09				
28	Mysuru	T-Narsipur	Bannur(ULB)	GP	PADDY	IRR	8	4	7717.14				
29	Mysuru	T-Narsipur	BENAKANAHALLI	GP	PADDY	IRR	4	4	4345.09				
30	Mysuru	T-Narsipur	BYRAPURA	GP	PADDY	IRR	1	4	4101.83				
31	Mysuru	T-Narsipur	CHIDARAVALLI	GP	PADDY	IRR	0			Hobli Level	16	5441.85	
32	Mysuru	T-Narsipur	GARGESHWARI	GP	PADDY	IRR	39	4	4420.58				
33	Mysuru	T-Narsipur	HEMMIGE	GP	PADDY	IRR	24	4	5871.74				
34	Mysuru	T-Narsipur	HOLESALU	GP	PADDY	IRR	7	4	7146.75				

91

Government of Karnataka
Directorate of Economics and Statistics
GP Level Average Yield data for Summer season 2016-17

S.N	District	Taluk	Insurance Unit (hobli/ GP)	GP/HOBLI	Crop	IRR_R F	Area Sown Ha	No_CCE_C onducted	Average Yield(Kg/Ha)	Name_Of_Higher_Level	No_cceCo nducted_H igher	Higher average Yield(Kg/Ha)	Synthetic Yield
35	Mysuru	T-Narsipur	HOSAKOTE	GP	PADDY	IRR	32	4	4013.76				
36	Mysuru	T-Narsipur	KETHUPURA	GP	PADDY	IRR	8	4	5620.10				
37	Mysuru	T-Narsipur	KIRAGASURU	GP	PADDY	IRR	44	4	4021.30				
38	Mysuru	T-Narsipur	KODAGAHALLI	GP	PADDY	IRR	11	4	5620.10				
39	Mysuru	T-Narsipur	MADAPURA	GP	PADDY	IRR	10	4	6458.92				
40	Mysuru	T-Narsipur	MUTTHALAVADI	GP	PADDY	IRR	2	4	5418.78				
41	Mysuru	T-Narsipur	RANGASAMUDRA	GP	PADDY	IRR	4	4	5901.10				
42	Mysuru	T-Narsipur	SOSALE	GP	PADDY	IRR	2	4	6383.42				
43	Mysuru	T-Narsipur	T.DODDAPURA	GP	PADDY	IRR	14	4	6832.19				
44	Mysuru	T-Narsipur	THALAKADU	GP	PADDY	IRR	14	4	6232.43				
45	Mysuru	T-Narsipur	THUMBALA	GP	PADDY	IRR	25	4	4907.10				


 Joint Director
 Crop insurance scheme Division
 Directorate of Economics and Statistics

(Handwritten mark)

Government of Karnataka
Directorate of Economics and Statistics
GP Level Average Yield data for Summer season 2016-17

S.N	District	Taluk	Insurance Unit (hobli/ GP)	GP/HOB LI	Crop	IRR_R F	Area Sown Ha	No_CCE_C onducted	Average Yield(Kg/Ha)	Name_Of Higher_L evel	No_cceCo nducted_H igher	Higher average Yield(Kg/Ha)	Synthetic Yield
1	Raichur	Devdurga	ALKOD	GP	GROUNDNUT	IRR	234			Taluk Level	26	1699.36	
2	Raichur	Devdurga	AREKERA	GP	GROUNDNUT	IRR	207			Taluk Level	26	1699.36	
3	Raichur	Devdurga	B. GANEKAL	GP	GROUNDNUT	IRR	118			Hobli Level	10	2314.86	
4	Raichur	Devdurga	CHINCHODI	GP	GROUNDNUT	IRR	144			Hobli Level	16	1314.67	
5	Raichur	Devdurga	Devadurga (ULB)	GP	GROUNDNUT	IRR	179			Hobli Level	10	2314.86	
6	Raichur	Devdurga	DONDAMBLI	GP	GROUNDNUT	IRR	0			Hobli Level	10	2314.86	
7	Raichur	Devdurga	GABBUR	GP	GROUNDNUT	IRR	7			Taluk Level	26	1699.36	
8	Raichur	Devdurga	GALAG	GP	GROUNDNUT	IRR	352			Hobli Level	16	1314.67	
9	Raichur	Devdurga	GANADHAL	GP	GROUNDNUT	IRR	177			Hobli Level	16	1314.67	
10	Raichur	Devdurga	GUGAL	GP	GROUNDNUT	IRR	0			Hobli Level	10	2314.86	
11	Raichur	Devdurga	HEMNAL	GP	GROUNDNUT	IRR	0			Hobli Level	10	2314.86	
12	Raichur	Devdurga	HIREBUDUR	GP	GROUNDNUT	IRR	0			Hobli Level	10	2314.86	
13	Raichur	Devdurga	HOSUR SIDDAPUR	GP	GROUNDNUT	IRR	5			Hobli Level	16	1314.67	
14	Raichur	Devdurga	JAGIR JADALADINNI	GP	GROUNDNUT	IRR	141			Taluk Level	26	1699.36	
15	Raichur	Devdurga	JALAHALLI	GP	GROUNDNUT	IRR	10			Hobli Level	16	1314.67	
16	Raichur	Devdurga	JERABANDI	GP	GROUNDNUT	IRR	0			Hobli Level	10	2314.86	
17	Raichur	Devdurga	K. IRABGERA	GP	GROUNDNUT	IRR	111			Hobli Level	10	2314.86	

Government of Karnataka
Directorate of Economics and Statistics
GP Level Average Yield data for Summer season 2016-17

S.N	District	Taluk	Insurance Unit (hobli/ GP)	GP/HOBLI	Crop	IRR_R F	Area_Sown_Ha	No_CCE_C onducted	Average Yield(Kg/Ha)	Name_Of_Higher_Level	No_cceCo nducted_H igher	Higher average Yield(Kg/Ha)	Synthetic Yield
18	Raichur	Devdurga	KAREGUDDA	GP	GROUNDNUT	IRR	330			Hobli Level	10	2314.86	
19	Raichur	Devdurga	KARIDIGUDDA	GP	GROUNDNUT	IRR	141			Hobli Level	26	1457.55	
20	Raichur	Devdurga	KOPPAR	GP	GROUNDNUT	IRR	157			Hobli Level	10	2314.86	
21	Raichur	Devdurga	KOTHDODDI	GP	GROUNDNUT	IRR	481			Taluk Level	26	1699.36	
22	Raichur	Devdurga	KYADIGERA	GP	GROUNDNUT	IRR	171			Taluk Level	26	1699.36	
23	Raichur	Devdurga	MALADKAL	GP	GROUNDNUT	IRR	0			Taluk Level	26	1699.36	
24	Raichur	Devdurga	MASARKAL	GP	GROUNDNUT	IRR	223			Hobli Level	10	2314.86	
25	Raichur	Devdurga	MUNDARGI	GP	GROUNDNUT	IRR	183			Hobli Level	16	1314.67	
26	Raichur	Devdurga	MUSTUR	GP	GROUNDNUT	IRR	5			Taluk Level	26	1699.36	
27	Raichur	Devdurga	NAGADADINNI	GP	GROUNDNUT	IRR	0			Taluk Level	26	1699.36	
28	Raichur	Devdurga	PALKANMARADI	GP	GROUNDNUT	IRR	422			Hobli Level	16	1314.67	
29	Raichur	Devdurga	RAMADURGA	GP	GROUNDNUT	IRR	0			Taluk Level	26	1699.36	
30	Raichur	Devdurga	ALKOD	GP	PADDY	IRR	0			Hobli Level	10	5385.23	
31	Raichur	Devdurga	AREKERA	GP	PADDY	IRR	0			Hobli Level	10	5385.23	
32	Raichur	Devdurga	B. GANEKAL	GP	PADDY	IRR	418	4	5100.03				
33	Raichur	Devdurga	CHINCHODI	GP	PADDY	IRR	1076	4	4160.55				
34	Raichur	Devdurga	Devadurga (ULB)	GP	PADDY	IRR	127			Hobli Level	23	4798.05	

(Signature)

Government of Karnataka
Directorate of Economics and Statistics
GP Level Average Yield data for Summer season 2016-17

S.N	District	Taluk	Insurance Unit (hobli/ GP)	GP/HOBLI	Crop	IRR_R F	Area_Sown_Ha	No_CCE_C onducted	Average Yield(Kg/Ha)	Name_Of_Higher_Level	No_cceCo nducted_H igher	Higher average Yield(Kg/Ha)	Synthetic Yield
35	Raichur	Devdurga	DONDAMBLI	GP	PADDY	IRR	481			Hobli Level	23	4798.05	
36	Raichur	Devdurga	GABBUR	GP	PADDY	IRR	2266	4	3313.34				
37	Raichur	Devdurga	GALAG	GP	PADDY	IRR	0			Hobli Level	12	5276.18	
38	Raichur	Devdurga	GANADHAL	GP	PADDY	IRR	10			Hobli Level	12	5276.18	
39	Raichur	Devdurga	GUGAL	GP	PADDY	IRR	5			Hobli Level	33	4613.51	
40	Raichur	Devdurga	HEMNAL	GP	PADDY	IRR	675			Hobli Level	33	4565.53	
41	Raichur	Devdurga	HIREBUDUR	GP	PADDY	IRR	7			Hobli Level	33	4625.81	
42	Raichur	Devdurga	HOSUR SIDDAPUR	GP	PADDY	IRR	247			Hobli Level	12	5276.18	
43	Raichur	Devdurga	JAGIR JADALADINNI	GP	PADDY	IRR	137			Hobli Level	10	5385.23	
44	Raichur	Devdurga	JALAHALLI	GP	PADDY	IRR	1997	4	5905.29				
45	Raichur	Devdurga	JERABANDI	GP	PADDY	IRR	246			Hobli Level	23	4798.05	
46	Raichur	Devdurga	K. IRABGERA	GP	PADDY	IRR	202	4	3372.06				
47	Raichur	Devdurga	KAREGUDDA	GP	PADDY	IRR	83			Hobli Level	23	4798.05	
48	Raichur	Devdurga	KARIDIGUDDA	GP	PADDY	IRR	5			Hobli Level	35	5207.87	
49	Raichur	Devdurga	KOPPAR	GP	PADDY	IRR	5	4	6165.33				
50	Raichur	Devdurga	KOTHDODDI	GP	PADDY	IRR	295			Hobli Level	10	5385.23	
51	Raichur	Devdurga	KYADIGERA	GP	PADDY	IRR	5			Hobli Level	10	5385.23	

Government of Karnataka
Directorate of Economics and Statistics
GP Level Average Yield data for Summer season 2016-17

S.N	District	Taluk	Insurance Unit (hobli/ GP)	GP/HOB LI	Crop	IRR_R F	Area Sown_Ha	No_CCE_C onducted	Average Yield(Kg/Ha)	Name_Of _Higher_L evel	No_cceCo nducted_H igher	Higher average Yield(Kg/Ha)	Synthetic Yield
52	Raichur	Devdurga	MALADKAL	GP	PADDY	IRR	1579	4	4680.62				
53	Raichur	Devdurga	MASARKAL	GP	PADDY	IRR	314	4	4168.94				
54	Raichur	Devdurga	MUNDARGI	GP	PADDY	IRR	0			Hobli Level	12	5276.18	
55	Raichur	Devdurga	MUSTUR	GP	PADDY	IRR	463	4	6635.07				
56	Raichur	Devdurga	NAGADADINNI	GP	PADDY	IRR	8			Hobli Level	20	5216.12	
57	Raichur	Devdurga	PALKANMARADI	GP	PADDY	IRR	0			Hobli Level	12	5276.18	
58	Raichur	Devdurga	RAMADURGA	GP	PADDY	IRR	0			Hobli Level	20	4624.25	
59	Raichur	Manvi	ATNOOR	GP	PADDY	IRR	0			Hobli Level	4	1994.72	
60	Raichur	Manvi	BAGALAWAD	GP	PADDY	IRR	0			Taluk Level	28	4341.85	
61	Raichur	Manvi	BALLATAGI	GP	PADDY	IRR	0			Taluk Level	28	4341.85	
62	Raichur	Manvi	BAYAGWAT	GP	PADDY	IRR	0			Hobli Level	5	5257.72	
63	Raichur	Manvi	BHOGAVATI	GP	PADDY	IRR	0			Hobli Level	13	4610.57	
64	Raichur	Manvi	CHAGABHAVI	GP	PADDY	IRR	0			Hobli Level	4	1994.72	
65	Raichur	Manvi	CHIKKAKOTNIKAL	GP	PADDY	IRR	0			Hobli Level	5	5257.72	
66	Raichur	Manvi	GANA DINNY	GP	PADDY	IRR	0			Hobli Level	15	4034.42	
67	Raichur	Manvi	GORKAL	GP	PADDY	IRR	0			Taluk Level	28	4341.85	
68	Raichur	Manvi	HALAPURA	GP	PADDY	IRR	10	4	3783.08				

21

Government of Karnataka
Directorate of Economics and Statistics
GP Level Average Yield data for Summer season 2016-17

S.N	District	Taluk	Insurance Unit (hobli/ GP)	GP/HOBLI	Crop	IRR_R F	Area_Sown_Ha	No_CCE_C onducted	Average Yield(Kg/Ha)	Name_Of_Higher_Level	No_cceCo nducted_H igher	Higher average Yield(Kg/Ha)	Synthetic Yield
69	Raichur	Manvi	HARVI	GP	PADDY	IRR	12			Hobli Level	11	5054.27	
70	Raichur	Manvi	HIRE KOTNIKAL	GP	PADDY	IRR	7					3667.00	Y
71	Raichur	Manvi	JANEKAL	GP	PADDY	IRR	6					4213.00	Y
72	Raichur	Manvi	K. GUDADINNY	GP	PADDY	IRR	0			Hobli Level	4	1994.72	
73	Raichur	Manvi	KALLUR	GP	PADDY	IRR	0			Hobli Level	11	5054.27	
74	Raichur	Manvi	KAPPAGAL	GP	PADDY	IRR	10			Hobli Level	11	5054.27	
75	Raichur	Manvi	KAVITAL	GP	PADDY	IRR	0			Taluk Level	28	4341.85	
76	Raichur	Manvi	KURDI	GP	PADDY	IRR	0			Taluk Level	28	4341.85	
77	Raichur	Manvi	MADAGIRI	GP	PADDY	IRR	27			Hobli Level	15	3014.57	
78	Raichur	Manvi	MADLAPUR	GP	PADDY	IRR	168			Taluk Level	28	4341.85	
79	Raichur	Manvi	MALLAT	GP	PADDY	IRR	0			Taluk Level	28	4341.85	
80	Raichur	Manvi	NAKKUNDI	GP	PADDY	IRR	0			Hobli Level	5	5257.72	
81	Raichur	Manvi	NAVALKAL	GP	PADDY	IRR	0			Taluk Level	28	4341.85	
82	Raichur	Manvi	NEER MANVI	GP	PADDY	IRR	6	4	4462.52				
83	Raichur	Manvi	PAMANA KALLUR	GP	PADDY	IRR	0			Taluk Level	28	4341.85	
84	Raichur	Manvi	POTNAL	GP	PADDY	IRR	0			Hobli Level	5	5257.72	
85	Raichur	Manvi	SADAPUR	GP	PADDY	IRR	0			Taluk Level	28	4341.85	

Government of Karnataka
Directorate of Economics and Statistics
GP Level Average Yield data for Summer season 2016-17

S.N	District	Taluk	Insurance Unit (hobli/ GP)	GP/HOB LI	Crop	IRR_R F	Area Sown_Ha	No_CCE_C onducted	Average Yield(Kg/Ha)	Name_Of_Higher_L evel	No_cceCo nducted_H igher	Higher average Yield(Kg/Ha)	Synthetic Yield
86	Raichur	Manvi	SANGAPURA	GP	PADDY	IRR	0			Hobli Level	15	4289.38	
87	Raichur	Manvi	SIRWAR	GP	PADDY	IRR	10	4	1994.72				
88	Raichur	Manvi	TORAN DINNY	GP	PADDY	IRR	12	4	4143.77				
89	Raichur	Manvi	UTAKANOOR	GP	PADDY	IRR	0			Hobli Level	13	5072.82	
90	Raichur	Raichur	ATKOOR	GP	GROUNDNUT	IRR	0			District Level	52	1309.74	
91	Raichur	Raichur	BAYIDODDI	GP	GROUNDNUT	IRR	0			District Level	52	1309.74	
92	Raichur	Raichur	BICHALI	GP	GROUNDNUT	IRR	0			District Level	52	1309.74	
93	Raichur	Raichur	BIJANGERA	GP	GROUNDNUT	IRR	5			District Level	52	1309.74	
94	Raichur	Raichur	CHANDRABANDA	GP	GROUNDNUT	IRR	10			District Level	52	1309.74	
95	Raichur	Raichur	CHIKKASUGUR	GP	GROUNDNUT	IRR	0			District Level	52	1309.74	
96	Raichur	Raichur	DEVASUGUR	GP	GROUNDNUT	IRR	0			District Level	52	1309.74	
97	Raichur	Raichur	GANADHAL	GP	GROUNDNUT	IRR	0			District Level	52	1309.74	
98	Raichur	Raichur	GILLESUGUR	GP	GROUNDNUT	IRR	0			District Level	52	1309.74	
99	Raichur	Raichur	GUNJAHALLI	GP	GROUNDNUT	IRR	0			District Level	52	1309.74	
100	Raichur	Raichur	JAMBALDINNI	GP	GROUNDNUT	IRR	0			District Level	52	1309.74	
101	Raichur	Raichur	KADLUR	GP	GROUNDNUT	IRR	0			District Level	52	1309.74	
102	Raichur	Raichur	KAMALAPUR	GP	GROUNDNUT	IRR	565			District Level	52	1309.74	

②

Government of Karnataka
Directorate of Economics and Statistics
GP Level Average Yield data for Summer season 2016-17

S.N	District	Taluk	Insurance Unit (hobli/ GP)	GP/HOBLI	Crop	IRR_R F	Area_Sown_Ha	No_CCE_C onducted	Average Yield(Kg/Ha)	Name_Of_Higher_Level	No_cceCo nducted_H igher	Higher average Yield(Kg/Ha)	Synthetic Yield
103	Raichur	Raichur	L.K. DODDI	GP	GROUNDNUT	IRR	0			District Level	52	1309.74	
104	Raichur	Raichur	MAMDAPUR	GP	GROUNDNUT	IRR	345			District Level	52	1309.74	
105	Raichur	Raichur	MARCHATAL	GP	GROUNDNUT	IRR	0			District Level	52	1309.74	
106	Raichur	Raichur	MATMARI	GP	GROUNDNUT	IRR	0			District Level	52	1309.74	
107	Raichur	Raichur	MITTIMALKAPUR	GP	GROUNDNUT	IRR	0			District Level	52	1309.74	
108	Raichur	Raichur	POORTHIPLI	GP	GROUNDNUT	IRR	6			District Level	52	1309.74	
109	Raichur	Raichur	Raichur (ULB)	GP	GROUNDNUT	IRR	0			District Level	52	1309.74	
110	Raichur	Raichur	SAGAMKUNTA	GP	GROUNDNUT	IRR	0			District Level	52	1309.74	
111	Raichur	Raichur	SHAKAWADI	GP	GROUNDNUT	IRR	10			District Level	52	1309.74	
112	Raichur	Raichur	SINGANODI	GP	GROUNDNUT	IRR	10			District Level	52	1309.74	
113	Raichur	Raichur	TALAMARI	GP	GROUNDNUT	IRR	5			District Level	52	1309.74	
114	Raichur	Raichur	YADLAPUR	GP	GROUNDNUT	IRR	0			District Level	52	1309.74	
115	Raichur	Raichur	YAPALDINNI	GP	GROUNDNUT	IRR	0			District Level	52	1309.74	
116	Raichur	Raichur	YERGERA	GP	GROUNDNUT	IRR	0			District Level	52	1309.74	
117	Raichur	Raichur	ATKOOR	GP	PADDY	IRR	210			Hobli Level	7	5176.72	
118	Raichur	Raichur	BAYIDODDI	GP	PADDY	IRR	25			Hobli Level	13	6088.81	
119	Raichur	Raichur	BICHALI	GP	PADDY	IRR	0			Hobli Level	4	2533.24	

Government of Karnataka
Directorate of Economics and Statistics
GP Level Average Yield data for Summer season 2016-17

S.N	District	Taluk	Insurance Unit (hobli/ GP)	GP/HOB LI	Crop	IRR_R F	Area Sown Ha	No_CCE_C onducted	Average Yield(Kg/Ha)	Name_Of Higher_L evel	No_cceCo nducted_H igher	Higher average Yield(Kg/Ha)	Synthetic Yield
120	Raichur	Raichur	BIJANGERA	GP	PADDY	IRR	25			Hobli Level	6	6240.82	
121	Raichur	Raichur	CHANDRABANDA	GP	PADDY	IRR	185	4	5888.52				
122	Raichur	Raichur	CHIKKASUGUR	GP	PADDY	IRR	28			Hobli Level	8	6005.95	
123	Raichur	Raichur	DEVASUGUR	GP	PADDY	IRR	0			Hobli Level	7	5659.88	
124	Raichur	Raichur	GANADHAL	GP	PADDY	IRR	0			Hobli Level	4	2533.24	
125	Raichur	Raichur	GILLESUGUR	GP	PADDY	IRR	60	4	2533.24				
126	Raichur	Raichur	IDAPANUR	GP	PADDY	IRR	0			Hobli Level	4	2533.24	
127	Raichur	Raichur	JAGERKAL	GP	PADDY	IRR	0			Hobli Level	13	5326.21	
128	Raichur	Raichur	JAMBALDINNI	GP	PADDY	IRR	16	4	5032.92				
129	Raichur	Raichur	KADLUR	GP	PADDY	IRR	290					2988.00	Y
130	Raichur	Raichur	KALMALA	GP	PADDY	IRR	0			Hobli Level	2	5888.52	
131	Raichur	Raichur	KAMALAPUR	GP	PADDY	IRR	0			Hobli Level	8	5028.73	
132	Raichur	Raichur	L.K. DODDI	GP	PADDY	IRR	17					4588.00	Y
133	Raichur	Raichur	MAMDAPUR	GP	PADDY	IRR	0			Hobli Level	2	5888.52	
134	Raichur	Raichur	MANSLAPUR	GP	PADDY	IRR	0			Hobli Level	2	5888.52	
135	Raichur	Raichur	MARCHATAL	GP	PADDY	IRR	0			Hobli Level	10	5458.62	
136	Raichur	Raichur	MATMARI	GP	PADDY	IRR	0			Hobli Level	4	2533.24	

9/1

Government of Karnataka
Directorate of Economics and Statistics
GP Level Average Yield data for Summer season 2016-17

S.N	District	Taluk	Insurance Unit (hobli/ GP)	GP/HOBLI	Crop	IRR_R F	Area Sown Ha	No_CCE_C onducted	Average Yield(Kg/Ha)	Name_Of Higher_Level	No_cceCo nducted_H igher	Higher average Yield(Kg/Ha)	Synthetic Yield
137	Raichur	Raichur	MITTIMALKAPUR	GP	PADDY	IRR	40			Hobli Level	6	6240.82	
138	Raichur	Raichur	POORTHIPLI	GP	PADDY	IRR	0			Hobli Level	12	4196.90	
139	Raichur	Raichur	SAGAMKUNTA	GP	PADDY	IRR	328					2988.00	Y
140	Raichur	Raichur	SHAKAWADI	GP	PADDY	IRR	0			Hobli Level	13	5442.74	
141	Raichur	Raichur	SINGANODI	GP	PADDY	IRR	40			Hobli Level	13	5442.74	
142	Raichur	Raichur	TALAMARI	GP	PADDY	IRR	0			Hobli Level	4	2533.24	
143	Raichur	Raichur	YADLAPUR	GP	PADDY	IRR	356			Hobli Level	15	5569.71	
144	Raichur	Raichur	YAPALDINNI	GP	PADDY	IRR	159			Hobli Level	7	5176.72	
145	Raichur	Raichur	YERGERA	GP	PADDY	IRR	116			Hobli Level	8	5028.73	
146	Raichur	Sindhanur	ALABNUR	GP	PADDY	IRR	10			Taluk Level	19	3441.46	
147	Raichur	Sindhanur	BADARLI	GP	PADDY	IRR	15			Taluk Level	19	3441.46	
148	Raichur	Sindhanur	BALGANUR	GP	PADDY	IRR	50	4	1258.23				
149	Raichur	Sindhanur	BAPPUR	GP	PADDY	IRR	36					3932.33	Y
150	Raichur	Sindhanur	BASSAPUR	GP	PADDY	IRR	0			Hobli Level	2	6291.15	
151	Raichur	Sindhanur	BHOOTALDINNI	GP	PADDY	IRR	70					5670.00	Y
152	Raichur	Sindhanur	CHENNALLI	GP	PADDY	IRR	15			Taluk Level	19	3441.46	
153	Raichur	Sindhanur	DEVARAGUDI	GP	PADDY	IRR	88					5046.00	Y

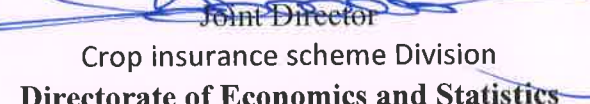
Government of Karnataka
Directorate of Economics and Statistics
GP Level Average Yield data for Summer season 2016-17

S.N	District	Taluk	Insurance Unit (hobli/ GP)	GP/HOB LI	Crop	IRR_R F	Area_Sown_Ha	No_CCE_C onducted	Average Yield(Kg/Ha)	Name_Of_Higher_Level	No_cceCo nducted_H igher	Higher average Yield(Kg/Ha)	Synthetic Yield
154	Raichur	Sindhanur	DHADESUGUR	GP	PADDY	IRR	50					3204.00	Y
155	Raichur	Sindhanur	GANDHINAGAR	GP	PADDY	IRR	5			Taluk Level	19	3441.46	
156	Raichur	Sindhanur	GONWAR	GP	PADDY	IRR	5			Taluk Level	19	3441.46	
157	Raichur	Sindhanur	GOREBAL	GP	PADDY	IRR	7			Taluk Level	19	3441.46	
158	Raichur	Sindhanur	GOUDAN BHAVI	GP	PADDY	IRR	29					4024.50	Y
159	Raichur	Sindhanur	GUDADUR	GP	PADDY	IRR	2					4112.00	Y
160	Raichur	Sindhanur	GUNDA	GP	PADDY	IRR	10			Taluk Level	19	3441.46	
161	Raichur	Sindhanur	GUNJALLI	GP	PADDY	IRR	6					3459.00	Y
162	Raichur	Sindhanur	HOSALLI E.J.	GP	PADDY	IRR	5					4610.00	Y
163	Raichur	Sindhanur	JALIHAL	GP	PADDY	IRR	2					3031.00	Y
164	Raichur	Sindhanur	JAWALAGERA	GP	PADDY	IRR	6			Taluk Level	19	3441.46	
165	Raichur	Sindhanur	KALMANGI	GP	PADDY	IRR	5			Taluk Level	19	3441.46	
166	Raichur	Sindhanur	KOLABAL	GP	PADDY	IRR	6					4112.00	Y
167	Raichur	Sindhanur	MADASIRWAR	GP	PADDY	IRR	5					3204.00	Y
168	Raichur	Sindhanur	MUKKUNDA	GP	PADDY	IRR	2					3246.00	Y
169	Raichur	Sindhanur	PAGADADINNI	GP	PADDY	IRR	94					5046.00	Y
170	Raichur	Sindhanur	R.H. CAMP	GP	PADDY	IRR	38			Taluk Level	19	3441.46	

G:

Government of Karnataka
Directorate of Economics and Statistics
GP Level Average Yield data for Summer season 2016-17

S.N	District	Taluk	Insurance Unit (hobli/ GP)	GP/HOBLI	Crop	IRR_R F	Area_Sown_Ha	No_CCE_C onducted	Average Yield(Kg/Ha)	Name_Of_Higher_Level	No_cceCo nducted_H igher	Higher average Yield(Kg/Ha)	Synthetic Yield
171	Raichur	Sindhanur	RAGALPARVI	GP	PADDY	IRR	9			Taluk Level	19	3441.46	
172	Raichur	Sindhanur	RAMATNAL	GP	PADDY	IRR	7					4340.00	Y
173	Raichur	Sindhanur	ROUDAKUNDA	GP	PADDY	IRR	2	4	3194.23				
174	Raichur	Sindhanur	SALAGUNDA	GP	PADDY	IRR	88					3676.00	Y
175	Raichur	Sindhanur	SOMLAPUR	GP	PADDY	IRR	50					3594.00	Y
176	Raichur	Sindhanur	TIDIGOL	GP	PADDY	IRR	36					4466.50	Y
177	Raichur	Sindhanur	TURVIHAL	GP	PADDY	IRR	37			Taluk Level	19	3441.46	
178	Raichur	Sindhanur	UDABAL	GP	PADDY	IRR	8					3801.00	Y
179	Raichur	Sindhanur	UMALUTI	GP	PADDY	IRR	5			Taluk Level	19	3441.46	
180	Raichur	Sindhanur	VIRUPAPUR	GP	PADDY	IRR	2			Taluk Level	19	3441.46	


Joint Director
Crop insurance scheme Division
Directorate of Economics and Statistics

Government of Karnataka
Directorate of Economics and Statistics
GP Level Average Yield data for Summer season 2016-17

S.N	District	Taluk	Insurance Unit (hobli/ GP)	GP/HOBLI	Crop	IRR_R F	Area Sown_Ha	No_CCE_C onducted	Average Yield(Kg/Ha)	Name_Of_Higher_Level	No_cceCo nducted_H igher	Higher average Yield(Kg/Ha)	Synthetic Yield
1	Shivamogga	Bhadravathi	AGARADAHALLI	GP	PADDY	IRR	1			Hobli Level	14	4376.96	
2	Shivamogga	Bhadravathi	ANAVERI	GP	PADDY	IRR	3			Hobli Level	14	5260.67	
3	Shivamogga	Bhadravathi	ANTHARAGANGE	GP	PADDY	IRR	18	4	4963.30				
4	Shivamogga	Bhadravathi	ARAHATHOLALU	GP	PADDY	IRR	7	4	4062.41				
5	Shivamogga	Bhadravathi	ARAKERE	GP	PADDY	IRR	0			Hobli Level	14	4376.96	
6	Shivamogga	Bhadravathi	ARALIKOPPA	GP	PADDY	IRR	75	4	7339.68				
7	Shivamogga	Bhadravathi	AREBILACHI	GP	PADDY	IRR	1			Hobli Level	42	4804.70	
8	Shivamogga	Bhadravathi	ATTIGUNDA	GP	PADDY	IRR	1			Hobli Level	28	5232.44	
9	Shivamogga	Bhadravathi	BARANDUR	GP	PADDY	IRR	9			Hobli Level	23	4903.81	
10	Shivamogga	Bhadravathi	Bhadravathi (ULB)	GP	PADDY	IRR	408	4	4912.97				
11	Shivamogga	Bhadravathi	BILAKI	GP	PADDY	IRR	156	4	5131.90				
12	Shivamogga	Bhadravathi	DASARAKALLAHALLI	GP	PADDY	IRR	17	4	6587.51				
13	Shivamogga	Bhadravathi	DONABAGATTA	GP	PADDY	IRR	49	4	4563.18				
14	Shivamogga	Bhadravathi	EMMEHATTI	GP	PADDY	IRR	11			Hobli Level	15	4675.92	
15	Shivamogga	Bhadravathi	GUDAMAGATTA	GP	PADDY	IRR	1	4	5351.67				
16	Shivamogga	Bhadravathi	HIRIYURU	GP	PADDY	IRR	12	4	5284.57				
17	Shivamogga	Bhadravathi	HOLEHONNURU	GP	PADDY	IRR	30			Hobli Level	15	4675.92	

Government of Karnataka
Directorate of Economics and Statistics
GP Level Average Yield data for Summer season 2016-17

S.N	District	Taluk	Insurance Unit (hobli/ GP)	GP/HOBLI	Crop	IRR_R F	Area Sown_Ha	No_CCE_C onducted	Average Yield(Kg/Ha)	Name_Of_Higher_Level	No_cceCo nducted_H igher	Higher average Yield(Kg/Ha)	Synthetic Yield
18	Shivamogga	Bhadravathi	KALLAHALLI	GP	PADDY	IRR	20	4	4013.75				
19	Shivamogga	Bhadravathi	KALLIHALLI	GP	PADDY	IRR	6	4	4412.19				
20	Shivamogga	Bhadravathi	KAMBADAL HOSURU	GP	PADDY	IRR	42	4	4049.82				
21	Shivamogga	Bhadravathi	KAREHALLI	GP	PADDY	IRR	9	4	4261.20				
22	Shivamogga	Bhadravathi	KOMMARANAHALLI	GP	PADDY	IRR	14	4	4074.99				
23	Shivamogga	Bhadravathi	KUDLIGERE	GP	PADDY	IRR	4	4	4877.74				
24	Shivamogga	Bhadravathi	MANGOTE	GP	PADDY	IRR	9	4	4907.10				
25	Shivamogga	Bhadravathi	MARASHETTIHALLI	GP	PADDY	IRR	18	4	4959.10				
26	Shivamogga	Bhadravathi	MAVINKERE	GP	PADDY	IRR	9	4	5477.50				
27	Shivamogga	Bhadravathi	NAGATHIBELAGALU	GP	PADDY	IRR	24	4	5997.56				
28	Shivamogga	Bhadravathi	NIMBEGONDI	GP	PADDY	IRR	5			Hobli Level	14	5260.67	
29	Shivamogga	Bhadravathi	SIDLIPURA	GP	PADDY	IRR	34	4	4949.04				
30	Shivamogga	Bhadravathi	SYDARAKALLAHALLI	GP	PADDY	IRR	1			Hobli Level	28	5039.74	
31	Shivamogga	Bhadravathi	TADASA	GP	PADDY	IRR	30			Hobli Level	23	4903.81	
32	Shivamogga	Bhadravathi	TAVARAGATTA	GP	PADDY	IRR	235	4	5448.14				
33	Shivamogga	Bhadravathi	VEERAPURA	GP	PADDY	IRR	1			Hobli Level	28	5232.44	
34	Shivamogga	Bhadravathi	YAREHALLI	GP	PADDY	IRR	20	4	5393.61				

Government of Karnataka
Directorate of Economics and Statistics
GP Level Average Yield data for Summer season 2016-17

S.N	District	Taluk	Insurance Unit (hobli/ GP)	GP/HOB LI	Crop	IRR_R F	Area Sown Ha	No_CCE_C onducted	Average Yield(Kg/Ha)	Name_Of Higher_L evel	No_cceCo nducted_H igher	Higher average Yield(Kg/Ha)	Synthetic Yield
35	Shivamogga	Bhadravathi	YEDEHALLI	GP	PADDY	IRR	1			Hobli Level	28	4597.89	
36	Shivamogga	Shikaripura	AMATEKOPPA	GP	PADDY	IRR	30	4	7742.31				
37	Shivamogga	Shikaripura	AMBARAGOPPA	GP	PADDY	IRR	21	4	5049.70				
38	Shivamogga	Shikaripura	BELLIGAVI	GP	PADDY	IRR	15	4	3929.88				
39	Shivamogga	Shikaripura	CHIKKAJAMBURU	GP	PADDY	IRR	10	4	6161.14				
40	Shivamogga	Shikaripura	CHIKKAMAGADI	GP	PADDY	IRR	12	4	947.87				
41	Shivamogga	Shikaripura	CHURCHIGUNDI	GP	PADDY	IRR	6	4	4487.69				
42	Shivamogga	Shikaripura	ESURU	GP	PADDY	IRR	8	4	4424.78				
43	Shivamogga	Shikaripura	GAMA	GP	PADDY	IRR	14	4	4403.80				
44	Shivamogga	Shikaripura	GODDANAKOPPA	GP	PADDY	IRR	11	4	4437.36				
45	Shivamogga	Shikaripura	GUDDADA THUMMINAKATTE	GP	PADDY	IRR	3	4	3783.08				
46	Shivamogga	Shikaripura	HARAGI	GP	PADDY	IRR	24	4	4345.09				
47	Shivamogga	Shikaripura	HAROGOPPA	GP	PADDY	IRR	1			Hobli Level	14	4451.74	
48	Shivamogga	Shikaripura	HIKEJAMBURU	GP	PADDY	IRR	5	4	4605.12				
49	Shivamogga	Shikaripura	KALMANE	GP	PADDY	IRR	1			Hobli Level	14	4451.74	
50	Shivamogga	Shikaripura	KAPPANAHALLI	GP	PADDY	IRR	63	4	5452.33				
51	Shivamogga	Shikaripura	KORATIGERE	GP	PADDY	IRR	3	4	4785.13				

Government of Karnataka
Directorate of Economics and Statistics
GP Level Average Yield data for Summer season 2016-17

S.N	District	Taluk	Insurance Unit (hobli/ GP)	GP/HOBLI	Crop	IRR_R F	Area_Sown_Ha	No_CCE_C onducted	Average Yield(Kg/Ha)	Name_Of_Higher_Level	No_cceCo nducted_H igher	Higher average Yield(Kg/Ha)	Synthetic Yield
52	Shivamogga	Shikaripura	MANCHIKOPPA	GP	PADDY	IRR	10	4	5607.51				
53	Shivamogga	Shikaripura	NARASAPURA	GP	PADDY	IRR	8	4	4939.81				
54	Shivamogga	Shikaripura	SALURU	GP	PADDY	IRR	8	4	6660.23				
55	Shivamogga	Shikaripura	Shikaripura (ULB)	GP	PADDY	IRR	38	4	7289.35				
56	Shivamogga	Shikaripura	THADAGANI	GP	PADDY	IRR	24	4	6651.85				
57	Shivamogga	Shikaripura	THOGARSI	GP	PADDY	IRR	31	4	2516.46				
58	Shivamogga	Shikaripura	UDUGANI	GP	PADDY	IRR	18	4	3380.45				
59	Shivamogga	Shivamogga	AGASAVALLI	GP	PADDY	IRR	9	4	4470.91				
60	Shivamogga	Shivamogga	B.BEERANAHALLI	GP	PADDY	IRR	32	4	5821.41				
61	Shivamogga	Shivamogga	BIDIRE	GP	PADDY	IRR	3	4	5326.51				
62	Shivamogga	Shivamogga	GHAJANURU	GP	PADDY	IRR	18	4	4231.85				
63	Shivamogga	Shivamogga	HADONAHALLI	GP	PADDY	IRR	82	4	5213.27				
64	Shivamogga	Shivamogga	HARAMAGHATTA	GP	PADDY	IRR	0			Hobli Level	8	5819.31	
65	Shivamogga	Shivamogga	HASUDI	GP	PADDY	IRR	24	4	3242.04				
66	Shivamogga	Shivamogga	HOLEBENAVANAHALLI	GP	PADDY	IRR	24			Hobli Level	14	4050.30	
67	Shivamogga	Shivamogga	KADEKAL	GP	PADDY	IRR	31			Hobli Level	8	5083.25	
68	Shivamogga	Shivamogga	KORALAHALLI	GP	PADDY	IRR	1			Hobli Level	14	4050.30	


(2)

Government of Karnataka
Directorate of Economics and Statistics
GP Level Average Yield data for Summer season 2016-17

S.N	District	Taluk	Insurance Unit (hobli/ GP)	GP/HOB LI	Crop	IRR_R F	Area Sown_Ha	No_CCE_C onducted	Average Yield(Kg/Ha)	Name_Of_Higher_Level	No_cceCo nducted_H igher	Higher average Yield(Kg/Ha)	Synthetic Yield
69	Shivamogga	Shivamogga	KUDLI	GP	PADDY	IRR	162	4	3549.05				
70	Shivamogga	Shivamogga	MATTURU	GP	PADDY	IRR	2			Hobli Level	8	5083.25	
71	Shivamogga	Shivamogga	MELINAHANASAVADI	GP	PADDY	IRR	31	4	6425.36				
72	Shivamogga	Shivamogga	NIDHIGE	GP	PADDY	IRR	4			Hobli Level	14	4050.30	
73	Shivamogga	Shivamogga	PILLANGERE	GP	PADDY	IRR	173	4	7289.35				
74	Shivamogga	Shivamogga	PURUDALU	GP	PADDY	IRR	1			Hobli Level	10	3900.51	
75	Shivamogga	Shivamogga	SANTEKADURU	GP	PADDY	IRR	0			Hobli Level	14	4050.30	
76	Shivamogga	Shivamogga	SHETTIHALLI	GP	PADDY	IRR	69	4	4608.48				
77	Shivamogga	Shivamogga	Shimoga (ULB)	GP	PADDY	IRR	84	4	3833.41				
78	Shivamogga	Shivamogga	SUGURU	GP	PADDY	IRR	9	4	5838.19				
79	Shivamogga	Sorab	AGASANAHALLI	GP	PADDY	IRR	294	4	2864.57				
80	Shivamogga	Sorab	BILUVANI	GP	PADDY	IRR	1			Hobli Level	6	4870.75	
81	Shivamogga	Sorab	CHITTURU	GP	PADDY	IRR	26	4	5095.83				
82	Shivamogga	Sorab	DYAVANAHALLI	GP	PADDY	IRR	0			Hobli Level	10	3093.57	
83	Shivamogga	Sorab	GENDLA	GP	PADDY	IRR	0			Hobli Level	10	3093.57	
84	Shivamogga	Sorab	HALESORABA	GP	PADDY	IRR	0			Hobli Level	6	4870.75	
85	Shivamogga	Sorab	KODAKANI	GP	PADDY	IRR	1			Hobli Level	6	4870.75	

Government of Karnataka
Directorate of Economics and Statistics
GP Level Average Yield data for Summer season 2016-17

S.N	District	Taluk	Insurance Unit (hobli/ GP)	GP/HOBLI	Crop	IRR_R F	Area Sown_Ha	No_CCE_C onducted	Average Yield(Kg/Ha)	Name_Of_Higher_Level	No_cceCo nducted_H igher	Higher average Yield(Kg/Ha)	Synthetic Yield
86	Shivamogga	Sorab	KUBTURU	GP	PADDY	IRR	4	4	5527.83				
87	Shivamogga	Sorab	KUPPAGADDE	GP	PADDY	IRR	1			Hobli Level	10	3093.57	
88	Shivamogga	Sorab	MAVALI	GP	PADDY	IRR	20	4	5544.60				
89	Shivamogga	Sorab	SHAKUNAVALLI	GP	PADDY	IRR	25	4	1761.52				
90	Shivamogga	Sorab	TALAGADDE	GP	PADDY	IRR	17	4	947.87				
91	Shivamogga	Sorab	TATTURU	GP	PADDY	IRR	4	4	2516.46				
92	Shivamogga	Sorab	TAVANANDI	GP	PADDY	IRR	4			Hobli Level	10	3093.57	
93	Shivamogga	Sorab	UDRI	GP	PADDY	IRR	11	4	3581.76				


Joint Director
Crop insurance scheme Division
Directorate of Economics and Statistics

81

Government of Karnataka
Directorate of Economics and Statistics
GP Level Average Yield data for Summer season 2016-17

S.N	District	Taluk	Insurance Unit (hobli/ GP)	GP/HOBLI	Crop	IRR_R F	Area Sown_Ha	No_CCE_C onducted	Average Yield(Kg/Ha)	Name_Of_Higher_Level	No_cceCo nducted_H igher	Higher average Yield(Kg/Ha)	Synthetic Yield
1	Tumakuru	Gubbi	ADAGUR	GP	PADDY	IRR	0			District Level	4	3606.93	
2	Tumakuru	Gubbi	BIDARE	GP	PADDY	IRR	0			District Level	4	3606.93	
3	Tumakuru	Gubbi	C.S.PURA	GP	PADDY	IRR	0			District Level	4	3606.93	
4	Tumakuru	Gubbi	KADABA	GP	PADDY	IRR	0			District Level	4	3606.93	
5	Tumakuru	Gubbi	KALLUR	GP	PADDY	IRR	0			District Level	4	3606.93	
6	Tumakuru	Gubbi	M.H.PATNA	GP	PADDY	IRR	0			District Level	4	3606.93	
7	Tumakuru	Gubbi	NALLUR	GP	PADDY	IRR	0			District Level	4	3606.93	
8	Tumakuru	Gubbi	NITTUR	GP	PADDY	IRR	0			District Level	4	3606.93	
9	Tumakuru	Gubbi	THYAGATUR	GP	PADDY	IRR	0			District Level	4	3606.93	
10	Tumakuru	Koratagere	THUMBADI	GP	PADDY	IRR	2	4	3606.93				
11	Tumakuru	Kunigal	HERUR	GP	PADDY	IRR	0			District Level	4	3606.93	
12	Tumakuru	Kunigal	HUTHARIDURGA	GP	PADDY	IRR	0			District Level	4	3606.93	
13	Tumakuru	Madhugiri	MIDIGESHI	GP	GROUNDNUT	IRR	12	8	1290.85				
14	Tumakuru	Madhugiri	NERALEKERE	GP	GROUNDNUT	IRR	13	8	868.50				
15	Tumakuru	Madhugiri	REDDIHALLI	GP	GROUNDNUT	IRR	12	8	1190.14				
16	Tumakuru	Pavagada	K.T.HALLI	GP	GROUNDNUT	IRR	23	8	802.45				
17	Tumakuru	Pavagada	MANGALAVADA	GP	GROUNDNUT	IRR	23	8	1124.08				

Government of Karnataka
Directorate of Economics and Statistics
GP Level Average Yield data for Summer season 2016-17

S.N	District	Taluk	Insurance Unit (hobli/ GP)	GP/HOBLI	Crop	IRR_R F	Area Sown Ha	No_CCE_C onducted	Average Yield(Kg/Ha)	Name_Of_Higher_Level	No_cceCo nducted_H igher	Higher average Yield(Kg/Ha)	Synthetic Yield
18	Tumakuru	Pavagada	NAGALAMADIKE	GP	GROUNDNUT	IRR	32	8	571.50				
19	Tumakuru	Sira	KALLAMBELLA	GP	GROUNDNUT	IRR	9	8	2860.66				
20	Tumakuru	Sira	CHIKKANAHALLI	GP	PADDY	IRR	0			District Level	4	3606.93	
21	Tumakuru	Sira	DODDA AGRAHARA	GP	PADDY	IRR	0			District Level	4	3606.93	
22	Tumakuru	Sira	KALLAMBELLA	GP	PADDY	IRR	0			District Level	4	3606.93	
23	Tumakuru	Sira	LAKSHMISAGARA	GP	PADDY	IRR	0			District Level	4	3606.93	
24	Tumakuru	Sira	MELUKUNTE	GP	PADDY	IRR	0			District Level	4	3606.93	
25	Tumakuru	Tiptur	BAJAGUR	GP	PADDY	IRR	0			District Level	4	3606.93	
26	Tumakuru	Tiptur	GUNGARAMELE	GP	PADDY	IRR	0			District Level	4	3606.93	
27	Tumakuru	Tiptur	HUNSEGHATTA	GP	PADDY	IRR	0			District Level	4	3606.93	
28	Tumakuru	Tiptur	NAGARAGHATTA	GP	PADDY	IRR	0			District Level	4	3606.93	
29	Tumakuru	Tiptur	NALLIKERE	GP	PADDY	IRR	0			District Level	4	3606.93	
30	Tumakuru	Tiptur	NONAVINAKERE	GP	PADDY	IRR	0			District Level	4	3606.93	
31	Tumakuru	Tumakuru	MALLASANDRA	GP	PADDY	IRR	0			District Level	4	3606.93	
32	Tumakuru	Turuvekere	BYTHARAHOSAHALLI	GP	PADDY	IRR	0			District Level	4	3606.93	
33	Tumakuru	Turuvekere	DANDINASHIVARA	GP	PADDY	IRR	0			District Level	4	3606.93	
34	Tumakuru	Turuvekere	HULLEKERE	GP	PADDY	IRR	0			District Level	4	3606.93	

32/1

Government of Karnataka
Directorate of Economics and Statistics
GP Level Average Yield data for Summer season 2016-17


S.N	District	Taluk	Insurance Unit (hobli/ GP)	GP/HOBLI	Crop	IRR_R F	Area_Sown_Ha	No_CCE_Conducted	Average Yield(Kg/Ha)	Name_Of_Higher_Level	No_cceConducted_Higher	Higher average Yield(Kg/Ha)	Synthetic Yield
35	Tumakuru	Turuvekere	KONDAJJI	GP	PADDY	IRR	0			District Level	4	3606.93	
36	Tumakuru	Turuvekere	LOKAMMANAHALLI	GP	PADDY	IRR	0			District Level	4	3606.93	
37	Tumakuru	Turuvekere	MAYASANDRA	GP	PADDY	IRR	0			District Level	4	3606.93	
38	Tumakuru	Turuvekere	MUNİYUR	GP	PADDY	IRR	0			District Level	4	3606.93	
39	Tumakuru	Turuvekere	THALEKERE	GP	PADDY	IRR	0			District Level	4	3606.93	


Joint Director

Crop insurance scheme Division
Directorate of Economics and Statistics

Government of Karnataka
Directorate of Economics and Statistics
GP Level Average Yield data for Summer season 2016-17

S.N	District	Taluk	Insurance Unit (hobli/ GP)	GP/HOBLI	Crop	IRR_R F	Area_Sown_Ha	No_CCE_C onducted	Average Yield(Kg/Ha)	Name_Of_Higher_Level	No_cceCo nducted_H igher	Higher average Yield(Kg/Ha)	Synthetic Yield
1	UttarKannada	Honnavar	JALAVALLI	GP	PADDY	IRR	83	4	4500.27				
2	UttarKannada	Honnavar	MAVINAKURVA	GP	PADDY	IRR	0			Hobli Level	8	4640.77	
3	UttarKannada	Honnavar	NAGARABASTIKERI	GP	PADDY	IRR	78	4	4781.28				
4	UttarKannada	Joida	CASTLE ROCK (KALAMBULI)	GP	PADDY	IRR	3	4	3355.28				
5	UttarKannada	Mundgod	CHIGALLI	GP	PADDY	IRR	1			Hobli Level	2	2583.57	
6	UttarKannada	Mundgod	HUNAGUND	GP	PADDY	IRR	0			Hobli Level	2	2583.57	
7	UttarKannada	Mundgod	INDOOR	GP	PADDY	IRR	0			Hobli Level	2	2583.57	
8	UttarKannada	Siddapur	HALAGERI	GP	PADDY	IRR	7	4	2407.41				


Joint Director
Crop insurance scheme Division
Directorate of Economics and Statistics



Government of Karnataka
Directorate of Economics and Statistics
GP Level Average Yield data for Summer season 2016-17

S.N	District	Taluk	Insurance Unit (hobli/ GP)	GP/HOBLI	Crop	IRR_R F	Area Sown Ha	No_CCE_C onducted	Average Yield(Kg/Ha)	Name_Of_Higher_Level	No_cceCo nducted_H igher	Higher average Yield(Kg/Ha)	Synthetic Yield
1	Vijayapura	Basvana Bagewadi	ALIMATTI	GP	GROUNDNUT	IRR	21	8	922.65				
2	Vijayapura	Basvana Bagewadi	ARASHANAGI	GP	GROUNDNUT	IRR	118	8	947.56				
3	Vijayapura	Basvana Bagewadi	BYKOD	GP	GROUNDNUT	IRR	22	8	671.41				
4	Vijayapura	Basvana Bagewadi	CHIMMALAGI	GP	GROUNDNUT	IRR	26	8	558.79				
5	Vijayapura	Basvana Bagewadi	DINDAWAR	GP	GROUNDNUT	IRR	21	8	812.19				
6	Vijayapura	Basvana Bagewadi	GOLASANGI	GP	GROUNDNUT	IRR	2			Hobli Level	28	735.89	
7	Vijayapura	Basvana Bagewadi	H.HIPPARAGI	GP	GROUNDNUT	IRR	9			Hobli Level	47	673.28	
8	Vijayapura	Basvana Bagewadi	HANAMAPUR	GP	GROUNDNUT	IRR	225			Hobli Level	46	845.51	
9	Vijayapura	Basvana Bagewadi	INGALESWAR	GP	GROUNDNUT	IRR	25	8	961.64				
10	Vijayapura	Basvana Bagewadi	K.SALAWADAGI	GP	GROUNDNUT	IRR	30	8	634.60				
11	Vijayapura	Basvana Bagewadi	KANAKAL	GP	GROUNDNUT	IRR	32	8	333.11				
12	Vijayapura	Basvana Bagewadi	KOLHAR	GP	GROUNDNUT	IRR	250	8	493.82				

Government of Karnataka
Directorate of Economics and Statistics
GP Level Average Yield data for Summer season 2016-17

S.N	District	Taluk	Insurance Unit (hobli/ GP)	GP/HOBLI	Crop	IRR_R F	Area_Sown_Ha	No_CCE_C onducted	Average Yield(Kg/Ha)	Name_Of_Higher_Level	No_cceCo nducted_H igher	Higher average Yield(Kg/Ha)	Synthetic Yield
13	Vijayapura	Basvana Bagewadi	KUDAGI	GP	GROUNDNUT	IRR	0			Hobli Level	46	845.51	
14	Vijayapura	Basvana Bagewadi	MALAGHAN	GP	GROUNDNUT	IRR	89	8	836.02				
15	Vijayapura	Basvana Bagewadi	MANNUR	GP	GROUNDNUT	IRR	44	8	488.83				
16	Vijayapura	Basvana Bagewadi	MASUTI	GP	GROUNDNUT	IRR	57	8	709.10				
17	Vijayapura	Basvana Bagewadi	MUTTAGI	GP	GROUNDNUT	IRR	8			Hobli Level	28	735.89	
18	Vijayapura	Basvana Bagewadi	NARASALAGI	GP	GROUNDNUT	IRR	48	8	640.01				
19	Vijayapura	Basvana Bagewadi	NIDAGUNDI	GP	GROUNDNUT	IRR	50	8	884.75				
20	Vijayapura	Basvana Bagewadi	RONIHAL	GP	GROUNDNUT	IRR	79			Hobli Level	46	845.51	
21	Vijayapura	Basvana Bagewadi	TALEWAD	GP	GROUNDNUT	IRR	3			Hobli Level	46	845.51	
22	Vijayapura	Basvana Bagewadi	TELAGI	GP	GROUNDNUT	IRR	121			Hobli Level	46	845.51	
23	Vijayapura	Basvana Bagewadi	UKKALI	GP	GROUNDNUT	IRR	2			Hobli Level	5	563.12	
24	Vijayapura	Basvana Bagewadi	WADAWADAGI	GP	GROUNDNUT	IRR	29	8	716.90				

91.

Government of Karnataka
Directorate of Economics and Statistics
GP Level Average Yield data for Summer season 2016-17

S.N	District	Taluk	Insurance Unit (hobli/ GP)	GP/HOBLI	Crop	IRR_R F	Area Sown Ha	No_CCE_C onducted	Average Yield(Kg/Ha)	Name_Of_Higher_Level	No_cceCo nducted_H igher	Higher average Yield(Kg/Ha)	Synthetic Yield
25	Vijayapura	Basvana Bagewadi	WANDAL	GP	GROUNDNUT	IRR	47	8	524.14				
26	Vijayapura	Basvana Bagewadi	YARANAL	GP	GROUNDNUT	IRR	6			Hobli Level	5	563.12	
27	Vijayapura	Muddebihal	ADAVI SOMANAL	GP	GROUNDNUT	IRR	90	8	832.77				
28	Vijayapura	Muddebihal	ALUR	GP	GROUNDNUT	IRR	36	8	336.79				
29	Vijayapura	Muddebihal	BANTANUR	GP	GROUNDNUT	IRR	0			Taluk Level	139	692.70	
30	Vijayapura	Muddebihal	BIDARKUNDI	GP	GROUNDNUT	IRR	10	8	667.08				
31	Vijayapura	Muddebihal	BIJJUR	GP	GROUNDNUT	IRR	95			Hobli Level	39	845.46	
32	Vijayapura	Muddebihal	DAVALAGI	GP	GROUNDNUT	IRR	29	8	573.95				
33	Vijayapura	Muddebihal	HADALAGERI	GP	GROUNDNUT	IRR	66	8	708.23				
34	Vijayapura	Muddebihal	HIREMURNAL	GP	GROUNDNUT	IRR	0			Hobli Level	39	845.46	
35	Vijayapura	Muddebihal	HIRUR	GP	GROUNDNUT	IRR	0			Taluk Level	139	692.70	
36	Vijayapura	Muddebihal	HULLUR	GP	GROUNDNUT	IRR	441	8	625.93				

Government of Karnataka
Directorate of Economics and Statistics
GP Level Average Yield data for Summer season 2016-17

S.N	District	Taluk	Insurance Unit (hobli/ GP)	GP/HOBLI	Crop	IRR_R F	Area_Sown_Ha	No_CCE_C onducted	Average Yield(Kg/Ha)	Name_Of_Higher_Level	No_cceCo nducted_H igher	Higher average Yield(Kg/Ha)	Synthetic Yield
37	Vijayapura	Muddebihal	KALAGI	GP	GROUNDNUT	IRR	111	8	771.04				
38	Vijayapura	Muddebihal	KAVADIMATTI	GP	GROUNDNUT	IRR	19	8	866.34				
39	Vijayapura	Muddebihal	KOLUR	GP	GROUNDNUT	IRR	23	8	680.08				
40	Vijayapura	Muddebihal	KONNUR	GP	GROUNDNUT	IRR	50	8	340.04				
41	Vijayapura	Muddebihal	KUNTOJI	GP	GROUNDNUT	IRR	18	8	725.56				
42	Vijayapura	Muddebihal	MADIKESWAR	GP	GROUNDNUT	IRR	55	8	423.42				
43	Vijayapura	Muddebihal	NAGABENAL	GP	GROUNDNUT	IRR	14	8	610.77				
44	Vijayapura	Muddebihal	NALATAWAD	GP	GROUNDNUT	IRR	506			Hobli Level	39	845.46	
45	Vijayapura	Muddebihal	RAKKASAGI	GP	GROUNDNUT	IRR	0			Hobli Level	93	790.55	
46	Vijayapura	Muddebihal	RUDAGI	GP	GROUNDNUT	IRR	6			Hobli Level	46	577.25	
47	Vijayapura	Muddebihal	TANGADAGI	GP	GROUNDNUT	IRR	10			Hobli Level	54	680.72	
48	Vijayapura	Muddebihal	YARAZARI	GP	GROUNDNUT	IRR	257	8	649.76				

Government of Karnataka
Directorate of Economics and Statistics
GP Level Average Yield data for Summer season 2016-17

S.N	District	Taluk	Insurance Unit (hobli/ GP)	GP/HOBLI	Crop	IRR_R F	Area Sown Ha	No_CCE_C onducted	Average Yield(Kg/Ha)	Name_Of_Higher_Level	No_cceCo nducted_H igher	Higher average Yield(Kg/Ha)	Synthetic Yield
49	Vijayapura	Muddebihal	YELAGUR	GP	GROUNDNUT	IRR	263	8	691.99				
50	Vijayapura	Sindagi	ALMEL	GP	GROUNDNUT	IRR	425	8	856.60				
51	Vijayapura	Sindagi	BAGALUR	GP	GROUNDNUT	IRR	510	8	267.05				
52	Vijayapura	Sindagi	BALAGANUR	GP	GROUNDNUT	IRR	282	8	995.21				
53	Vijayapura	Sindagi	BAMMANALLI	GP	GROUNDNUT	IRR	297	8	394.19				
54	Vijayapura	Sindagi	BANDAL	GP	GROUNDNUT	IRR	202	8	546.88				
55	Vijayapura	Sindagi	BEKINAL	GP	GROUNDNUT	IRR	101	8	461.33				
56	Vijayapura	Sindagi	BYKOD	GP	GROUNDNUT	IRR	108	8	612.94				
57	Vijayapura	Sindagi	CHANDAKAVATE	GP	GROUNDNUT	IRR	235	8	279.39				
58	Vijayapura	Sindagi	CHATTARAKI	GP	GROUNDNUT	IRR	186	8	551.21				
59	Vijayapura	Sindagi	CHIKKARUGI	GP	GROUNDNUT	IRR	102	8	229.58				
60	Vijayapura	Sindagi	D.HIPPARAGI	GP	GROUNDNUT	IRR	80			Hobli Level	94	572.96	

(Signature)

Government of Karnataka
Directorate of Economics and Statistics
GP Level Average Yield data for Summer season 2016-17

S.N	District	Taluk	Insurance Unit (hobli/ GP)	GP/HOBLI	Crop	IRR_R F	Area Sown Ha	No_CCE_C onducted	Average Yield(Kg/Ha)	Name_Of_Higher_Level	No_cceCo nducted_H igher	Higher average Yield(Kg/Ha)	Synthetic Yield
61	Vijayapura	Sindagi	DEVANGAON	GP	GROUNDNUT	IRR	459	8	720.15				
62	Vijayapura	Sindagi	DEVAR NAVADGI	GP	GROUNDNUT	IRR	375	8	877.17				
63	Vijayapura	Sindagi	GABASAVALAGI	GP	GROUNDNUT	IRR	342			Hobli Level	67	786.59	
64	Vijayapura	Sindagi	GOLAGERI	GP	GROUNDNUT	IRR	86	8	288.06				
65	Vijayapura	Sindagi	GUBBEWAD	GP	GROUNDNUT	IRR	128			Hobli Level	106	587.93	
66	Vijayapura	Sindagi	HANDIGANUR	GP	GROUNDNUT	IRR	166	8	517.20				
67	Vijayapura	Sindagi	HARANAL	GP	GROUNDNUT	IRR	78	8	694.37				
68	Vijayapura	Sindagi	HITNALLI	GP	GROUNDNUT	IRR	96	8	294.56				
69	Vijayapura	Sindagi	HUNASHYAL	GP	GROUNDNUT	IRR	80	8	766.71				
70	Vijayapura	Sindagi	JALAWAD	GP	GROUNDNUT	IRR	0			Hobli Level	94	572.96	
71	Vijayapura	Sindagi	KADANI	GP	GROUNDNUT	IRR	426			Hobli Level	67	786.59	
72	Vijayapura	Sindagi	KALAKERI	GP	GROUNDNUT	IRR	139	8	1004.95				


91:

Government of Karnataka
Directorate of Economics and Statistics
GP Level Average Yield data for Summer season 2016-17

S.N	District	Taluk	Insurance Unit (hobli/ GP)	GP/HOB LI	Crop	IRR_R F	Area Sown_Ha	No_CCE_C onducted	Average Yield(Kg/Ha)	Name_Of_Higher_L evel	No_cceCo nducted_H igher	Higher average Yield(Kg/Ha)	Synthetic Yield
73	Vijayapura	Sindagi	KERUTAGI	GP	GROUNDNUT	IRR	101			Hobli Level	94	572.96	
74	Vijayapura	Sindagi	KOKATANUR	GP	GROUNDNUT	IRR	231	8	271.38				
75	Vijayapura	Sindagi	KONDAGULI	GP	GROUNDNUT	IRR	92	8	866.34				
76	Vijayapura	Sindagi	KORAHALLI	GP	GROUNDNUT	IRR	478	8	582.62				
77	Vijayapura	Sindagi	MALAGHAN	GP	GROUNDNUT	IRR	441			Hobli Level	67	786.59	
78	Vijayapura	Sindagi	MANUR	GP	GROUNDNUT	IRR	57	8	223.08				
79	Vijayapura	Sindagi	MORATAGI	GP	GROUNDNUT	IRR	285	8	1217.21				
80	Vijayapura	Sindagi	MULASAVALAGI	GP	GROUNDNUT	IRR	96	8	829.52				
81	Vijayapura	Sindagi	RAMPUR PA	GP	GROUNDNUT	IRR	211	8	602.11				
82	Vijayapura	Sindagi	Sindagi (ULB)	GP	GROUNDNUT	IRR	388	8	846.85				
83	Vijayapura	Sindagi	SUNGATHAN	GP	GROUNDNUT	IRR	125	8	1364.49				
84	Vijayapura	Sindagi	YARAGAL BK	GP	GROUNDNUT	IRR	367	8	335.71				

Government of Karnataka
Directorate of Economics and Statistics
GP Level Average Yield data for Summer season 2016-17

S.N	District	Taluk	Insurance Unit (hobli/ GP)	GP/HOB LI	Crop	IRR_R F	Area_Sown_Ha	No_CCE_C onducted	Average Yield(Kg/Ha)	Name_Of_Higher_Level	No_cceCo nducted_H igher	Higher average Yield(Kg/Ha)	Synthetic Yield
85	Vijayapura	Sindagi	YELAGOD	GP	GROUNDNUT	IRR	97	8	1091.59				
86	Vijayapura	Sindagi	YENKANCHI	GP	GROUNDNUT	IRR	142	8	560.96				


 Joint Director
 Crop insurance scheme Division
 Directorate of Economics and Statistics

②

Government of Karnataka
Directorate of Economics and Statistics
GP Level Average Yield data for Summer season 2016-17

S.N	District	Taluk	Insurance Unit (hobli/ GP)	GP/HOB LI	Crop	IRR_R F	Area_Sown_Ha	No_CCE_C onducted	Average Yield(Kg/Ha)	Name_Of_Higher_L evel	No_cceCo nducted_H igher	Higher average Yield(Kg/Ha)	Synthetic Yield
1	YADGIRI	Shahapur	ANABI	GP	GROUNDNUT	IRR	0			District Level	59	998.11	
2	YADGIRI	Shahapur	B.Gudi(ULB/NAC)	GP	GROUNDNUT	IRR	0			District Level	59	998.11	
3	YADGIRI	Shahapur	BENDEBEMBLI	GP	GROUNDNUT	IRR	0			Hobli Level	2	935.65	
4	YADGIRI	Shahapur	BILHAR	GP	GROUNDNUT	IRR	10			Hobli Level	2	935.65	
5	YADGIRI	Shahapur	CHAMANAL	GP	GROUNDNUT	IRR	0			District Level	59	998.11	
6	YADGIRI	Shahapur	CHATNALLI	GP	GROUNDNUT	IRR	0			District Level	59	998.11	
7	YADGIRI	Shahapur	DOHARNALLI	GP	GROUNDNUT	IRR	0			District Level	59	998.11	
8	YADGIRI	Shahapur	GINAL	GP	GROUNDNUT	IRR	0			Hobli Level	2	935.65	
9	YADGIRI	Shahapur	GOGI (K)	GP	GROUNDNUT	IRR	0			District Level	59	998.11	
10	YADGIRI	Shahapur	GULSARAM	GP	GROUNDNUT	IRR	0			District Level	59	998.11	
11	YADGIRI	Shahapur	HAIYAL (B)	GP	GROUNDNUT	IRR	0			District Level	59	998.11	
12	YADGIRI	Shahapur	HALGERA	GP	GROUNDNUT	IRR	0			District Level	59	998.11	
13	YADGIRI	Shahapur	HATTIGUDUR	GP	GROUNDNUT	IRR	0			District Level	59	998.11	
14	YADGIRI	Shahapur	HOSAKERA	GP	GROUNDNUT	IRR	0			District Level	59	998.11	
15	YADGIRI	Shahapur	HOTPET	GP	GROUNDNUT	IRR	0			District Level	59	998.11	
16	YADGIRI	Shahapur	IBRAHIMPUR	GP	GROUNDNUT	IRR	0			District Level	59	998.11	
17	YADGIRI	Shahapur	KADUMGERA B	GP	GROUNDNUT	IRR	0			District Level	59	998.11	

Government of Karnataka
Directorate of Economics and Statistics
GP Level Average Yield data for Summer season 2016-17

S.N	District	Taluk	Insurance Unit (hobli/ GP)	GP/HOBLI	Crop	IRR_R F	Area_Sown_Ha	No_CCE_C onducted	Average Yield(Kg/Ha)	Name_Of_Higher_Level	No_cceCo nducted_H igher	Higher average Yield(Kg/Ha)	Synthetic Yield
18	YADGIRI	Shahapur	KAKKASGERA	GP	GROUNDNUT	IRR	0			District Level	59	998.11	
19	YADGIRI	Shahapur	KANNE KOLLUR	GP	GROUNDNUT	IRR	0			District Level	59	998.11	
20	YADGIRI	Shahapur	KHANAPUR	GP	GROUNDNUT	IRR	0			District Level	59	998.11	
21	YADGIRI	Shahapur	KOLLUR (M)	GP	GROUNDNUT	IRR	0			District Level	59	998.11	
22	YADGIRI	Shahapur	KONKAL	GP	GROUNDNUT	IRR	0			Hobli Level	2	935.65	
23	YADGIRI	Shahapur	KURKUNDA	GP	GROUNDNUT	IRR	0			District Level	59	998.11	
24	YADGIRI	Shahapur	MADRAKI	GP	GROUNDNUT	IRR	0			District Level	59	998.11	
25	YADGIRI	Shahapur	MUDBOOL	GP	GROUNDNUT	IRR	0			District Level	59	998.11	
26	YADGIRI	Shahapur	NAGANATAGI	GP	GROUNDNUT	IRR	0			District Level	59	998.11	
27	YADGIRI	Shahapur	NAIKAL	GP	GROUNDNUT	IRR	0			District Level	59	998.11	
28	YADGIRI	Shahapur	RUSTAPUR	GP	GROUNDNUT	IRR	0			District Level	59	998.11	
29	YADGIRI	Shahapur	SAGAR (B)	GP	GROUNDNUT	IRR	0			District Level	59	998.11	
30	YADGIRI	Shahapur	Shahpura (ULB)	GP	GROUNDNUT	IRR	0			District Level	59	998.11	
31	YADGIRI	Shahapur	SHIRVAL	GP	GROUNDNUT	IRR	0			District Level	59	998.11	
32	YADGIRI	Shahapur	T. WADGERA	GP	GROUNDNUT	IRR	0			District Level	59	998.11	
33	YADGIRI	Shahapur	UKKINAL	GP	GROUNDNUT	IRR	0			District Level	59	998.11	
34	YADGIRI	Shahapur	ULLESUGOOR	GP	GROUNDNUT	IRR	0			District Level	59	998.11	

Government of Karnataka
Directorate of Economics and Statistics
GP Level Average Yield data for Summer season 2016-17

S.N	District	Taluk	Insurance Unit (hobli/ GP)	GP/HOBLI	Crop	IRR_R F	Area Sown Ha	No_CCE_C onducted	Average Yield(Kg/Ha)	Name_Of_Higher_Level	No_cceCo nducted_H igher	Higher average Yield(Kg/Ha)	Synthetic Yield
35	YADGIRI	Shahapur	VADIGERA	GP	GROUNDNUT	IRR	0			Hobli Level	2	935.65	
36	YADGIRI	Shahapur	VANADURGA	GP	GROUNDNUT	IRR	0			District Level	59	998.11	
37	YADGIRI	Shahapur	ANABI	GP	PADDY	IRR	0			Hobli Level	10	4227.65	
38	YADGIRI	Shahapur	B.Gudi(ULB/NAC)	GP	PADDY	IRR	0			Taluk Level	10	4227.65	
39	YADGIRI	Shahapur	BENDEBEMBLI	GP	PADDY	IRR	0			Taluk Level	10	4227.65	
40	YADGIRI	Shahapur	BILHAR	GP	PADDY	IRR	375			Taluk Level	10	4227.65	
41	YADGIRI	Shahapur	CHATNALLI	GP	PADDY	IRR	0			Taluk Level	10	4227.65	
42	YADGIRI	Shahapur	DOHARNALLI	GP	PADDY	IRR	120			Hobli Level	10	4227.65	
43	YADGIRI	Shahapur	GINAL	GP	PADDY	IRR	430			Taluk Level	10	4227.65	
44	YADGIRI	Shahapur	GOGI (K)	GP	PADDY	IRR	0			Taluk Level	10	4227.65	
45	YADGIRI	Shahapur	GULSARAM	GP	PADDY	IRR	720			Taluk Level	10	4227.65	
46	YADGIRI	Shahapur	HAIYAL (B)	GP	PADDY	IRR	125			Taluk Level	10	4227.65	
47	YADGIRI	Shahapur	HALGERA	GP	PADDY	IRR	0			Taluk Level	10	4227.65	
48	YADGIRI	Shahapur	HATTIGUDUR	GP	PADDY	IRR	285			Hobli Level	10	4227.65	
49	YADGIRI	Shahapur	HOSAKERA	GP	PADDY	IRR	0			Taluk Level	10	4227.65	
50	YADGIRI	Shahapur	HOTPET	GP	PADDY	IRR	600			Hobli Level	10	4227.65	
51	YADGIRI	Shahapur	IBRAHIMPUR	GP	PADDY	IRR	0			Taluk Level	10	4227.65	

Government of Karnataka
Directorate of Economics and Statistics
GP Level Average Yield data for Summer season 2016-17

S.N	District	Taluk	Insurance Unit (hobli/ GP)	GP/HOBLI	Crop	IRR_R F	Area_Sown_Ha	No_CCE_Conducted	Average Yield(Kg/Ha)	Name_Of_Higher_Level	No_cceConducted_Higher	Higher average Yield(Kg/Ha)	Synthetic Yield
52	YADGIRI	Shahapur	KADUMGERA B	GP	PADDY	IRR	0			Taluk Level	10	4227.65	
53	YADGIRI	Shahapur	KAKKASGERA	GP	PADDY	IRR	0			Taluk Level	10	4227.65	
54	YADGIRI	Shahapur	KANNE KOLLUR	GP	PADDY	IRR	310			Hobli Level	10	4227.65	
55	YADGIRI	Shahapur	KHANAPUR	GP	PADDY	IRR	0			Taluk Level	10	4227.65	
56	YADGIRI	Shahapur	KOLLUR (M)	GP	PADDY	IRR	275			Taluk Level	10	4227.65	
57	YADGIRI	Shahapur	KONKAL	GP	PADDY	IRR	0			Taluk Level	10	4227.65	
58	YADGIRI	Shahapur	KURKUNDA	GP	PADDY	IRR	4			Taluk Level	10	4227.65	
59	YADGIRI	Shahapur	MADRAKI	GP	PADDY	IRR	0			Taluk Level	10	4227.65	
60	YADGIRI	Shahapur	MUDBOOL	GP	PADDY	IRR	750			Hobli Level	10	4227.65	
61	YADGIRI	Shahapur	NAGANATAGI	GP	PADDY	IRR	0			Hobli Level	10	4227.65	
62	YADGIRI	Shahapur	NAIKAL	GP	PADDY	IRR	430			Taluk Level	10	4227.65	
63	YADGIRI	Shahapur	RUSTAPUR	GP	PADDY	IRR	0			Hobli Level	10	4227.65	
64	YADGIRI	Shahapur	SAGAR (B)	GP	PADDY	IRR	0			Hobli Level	10	4227.65	
65	YADGIRI	Shahapur	Shahpura (ULB)	GP	PADDY	IRR	3			Hobli Level	10	4227.65	
66	YADGIRI	Shahapur	SHIRVAL	GP	PADDY	IRR	0			Hobli Level	10	4227.65	
67	YADGIRI	Shahapur	T. WADGERA	GP	PADDY	IRR	0			Taluk Level	10	4227.65	
68	YADGIRI	Shahapur	UKKINAL	GP	PADDY	IRR	0			Taluk Level	10	4227.65	

9/1

Government of Karnataka
Directorate of Economics and Statistics
GP Level Average Yield data for Summer season 2016-17

S.N	District	Taluk	Insurance Unit (hobli/ GP)	GP/HOB LI	Crop	IRR_R F	Area Sown Ha	No_CCE_C onducted	Average Yield(Kg/Ha)	Name_Of Higher_L evel	No_cceCo nducted_H igher	Higher average Yield(Kg/Ha)	Synthetic Yield
69	YADGIRI	Shahapur	VADIGERA	GP	PADDY	IRR	0			Taluk Level	10	4227.65	
70	YADGIRI	Shahapur	VANADURGA	GP	PADDY	IRR	0			Taluk Level	10	4227.65	
71	YADGIRI	Shorapur	AGNI	GP	GROUNDNUT	IRR	2			Hobli Level	3	415.84	
72	YADGIRI	Shorapur	ALDAL	GP	GROUNDNUT	IRR	0			Hobli Level	34	907.72	
73	YADGIRI	Shorapur	ARKERA (K)	GP	GROUNDNUT	IRR	11			Hobli Level	34	907.72	
74	YADGIRI	Shorapur	BAICHBAL	GP	GROUNDNUT	IRR	0			Hobli Level	3	415.84	
75	YADGIRI	Shorapur	BAILKUNTI	GP	GROUNDNUT	IRR	0			Taluk Level	34	907.72	
76	YADGIRI	Shorapur	BARDEVANAL	GP	GROUNDNUT	IRR	236			Hobli Level	20	1245.36	
77	YADGIRI	Shorapur	DEIKERA	GP	GROUNDNUT	IRR	7			Hobli Level	34	907.72	
78	YADGIRI	Shorapur	DEVAPUR	GP	GROUNDNUT	IRR	53			Hobli Level	34	907.72	
79	YADGIRI	Shorapur	DEVARGONAL	GP	GROUNDNUT	IRR	5			Hobli Level	34	907.72	
80	YADGIRI	Shorapur	DEVATKAL	GP	GROUNDNUT	IRR	0			Taluk Level	34	907.72	
81	YADGIRI	Shorapur	GEDDALMARI	GP	GROUNDNUT	IRR	21			Taluk Level	34	907.72	
82	YADGIRI	Shorapur	HAGARATAGI	GP	GROUNDNUT	IRR	33			Hobli Level	20	1245.36	
83	YADGIRI	Shorapur	HEBBAL (B)	GP	GROUNDNUT	IRR	15			Taluk Level	34	907.72	
84	YADGIRI	Shorapur	HEMANOOR	GP	GROUNDNUT	IRR	15			Hobli Level	34	907.72	
85	YADGIRI	Shorapur	HUNASAGI	GP	GROUNDNUT	IRR	4			Hobli Level	3	415.84	

(Handwritten mark)

Government of Karnataka
Directorate of Economics and Statistics
GP Level Average Yield data for Summer season 2016-17

S.N	District	Taluk	Insurance Unit (hobli/ GP)	GP/HOBLI	Crop	IRR_R F	Area_Sown_Ha	No_CCE_Conducted	Average Yield(Kg/Ha)	Name_Of_Higher_Level	No_cceConducted_Higher	Higher average Yield(Kg/Ha)	Synthetic Yield
86	YADGIRI	Shorapur	JOGUNDBHAVI	GP	GROUNDNUT	IRR	239			Hobli Level	20	1245.36	
87	YADGIRI	Shorapur	KACHAKNUR	GP	GROUNDNUT	IRR	0			Hobli Level	34	907.72	
88	YADGIRI	Shorapur	KAKKERA	GP	GROUNDNUT	IRR	30			Hobli Level	23	830.60	
89	YADGIRI	Shorapur	KAMNATAGI	GP	GROUNDNUT	IRR	0			Taluk Level	34	907.72	
90	YADGIRI	Shorapur	KARADAKAL	GP	GROUNDNUT	IRR	15			Taluk Level	34	907.72	
91	YADGIRI	Shorapur	KEMBHAVI	GP	GROUNDNUT	IRR	588			Taluk Level	34	907.72	
92	YADGIRI	Shorapur	KHANAPUR (S.H)	GP	GROUNDNUT	IRR	13			Hobli Level	34	907.72	
93	YADGIRI	Shorapur	KODEKAL	GP	GROUNDNUT	IRR	8	8	647.59				
94	YADGIRI	Shorapur	KOLIHALL	GP	GROUNDNUT	IRR	0			Taluk Level	34	907.72	
95	YADGIRI	Shorapur	MALGATTI	GP	GROUNDNUT	IRR	207			Taluk Level	34	907.72	
96	YADGIRI	Shorapur	MALNOOR	GP	GROUNDNUT	IRR	0			Hobli Level	23	934.29	
97	YADGIRI	Shorapur	MARNAL	GP	GROUNDNUT	IRR	132			Hobli Level	20	1245.36	
98	YADGIRI	Shorapur	NAGANOOR	GP	GROUNDNUT	IRR	8			Taluk Level	34	907.72	
99	YADGIRI	Shorapur	NARAYANPUR	GP	GROUNDNUT	IRR	177			Hobli Level	20	1245.36	
100	YADGIRI	Shorapur	PARASANALLI	GP	GROUNDNUT	IRR	41			Taluk Level	34	907.72	
101	YADGIRI	Shorapur	PETH AMMAPUR	GP	GROUNDNUT	IRR	40			Hobli Level	34	907.72	
102	YADGIRI	Shorapur	RAJAN KOLLUR	GP	GROUNDNUT	IRR	0			Hobli Level	20	1245.36	

21

22

Government of Karnataka
Directorate of Economics and Statistics
GP Level Average Yield data for Summer season 2016-17

S.N	District	Taluk	Insurance Unit (hobli/ GP)	GP/HOB LI	Crop	IRR_R F	Area_Sown_Ha	No_CCE_C onducted	Average Yield(Kg/Ha)	Name_Of_Higher_L evel	No_cceCo nducted_H igher	Higher average Yield(Kg/Ha)	Synthetic Yield
103	YADGIRI	Shorapur	SUGOOR	GP	GROUNDNUT	IRR	73			Hobli Level	34	907.72	
104	YADGIRI	Shorapur	TINTHNI	GP	GROUNDNUT	IRR	1			Taluk Level	34	907.72	
105	YADGIRI	Shorapur	WAGANGERA	GP	GROUNDNUT	IRR	6			Hobli Level	34	907.72	
106	YADGIRI	Shorapur	WAJJAL	GP	GROUNDNUT	IRR	0			Hobli Level	3	415.84	
107	YADGIRI	Shorapur	YAKTAPUR	GP	GROUNDNUT	IRR	38			Taluk Level	34	907.72	
108	YADGIRI	Shorapur	YEVOOR	GP	GROUNDNUT	IRR	30			Taluk Level	34	907.72	
109	YADGIRI	Shorapur	AGNI	GP	PADDY	IRR	581	4	4613.51				
110	YADGIRI	Shorapur	ALDAL	GP	PADDY	IRR	999			Hobli Level	25	5490.23	
111	YADGIRI	Shorapur	ARKERA (J)	GP	PADDY	IRR	1472			Hobli Level	24	5578.15	
112	YADGIRI	Shorapur	BAICHBAL	GP	PADDY	IRR	1086	4	5091.64				
113	YADGIRI	Shorapur	BAILKUNTI	GP	PADDY	IRR	995					2977.00	Y
114	YADGIRI	Shorapur	BARDEVANAL	GP	PADDY	IRR	127			Hobli Level	16	2539.53	
115	YADGIRI	Shorapur	DEIKERA	GP	PADDY	IRR	36			Hobli Level	19	4663.84	
116	YADGIRI	Shorapur	DEVAPUR	GP	PADDY	IRR	622	4	5964.01				
117	YADGIRI	Shorapur	DEVARGONAL	GP	PADDY	IRR	38	4	5276.18				
118	YADGIRI	Shorapur	DEVATKAL	GP	PADDY	IRR	515					3010.00	Y
119	YADGIRI	Shorapur	GEDDALMARI	GP	PADDY	IRR	539					2977.00	Y

9/2


Government of Karnataka
Directorate of Economics and Statistics
GP Level Average Yield data for Summer season 2016-17

S.N	District	Taluk	Insurance Unit (hobli/ GP)	GP/HOBLI	Crop	IRR_R F	Area_Sown_Ha	No_CCE_Conducted	Average Yield(Kg/Ha)	Name_Of_Higher_Level	No_cceConducted_Higher	Higher average Yield(Kg/Ha)	Synthetic Yield
120	YADGIRI	Shorapur	HAGARATAGI	GP	PADDY	IRR	30	4	3472.72				
121	YADGIRI	Shorapur	HEBBAL (B)	GP	PADDY	IRR	495	4	4881.93				
122	YADGIRI	Shorapur	HEMANOOR	GP	PADDY	IRR	123			Hobli Level	19	4663.84	
123	YADGIRI	Shorapur	HUNASAGI	GP	PADDY	IRR	785	4	5955.62				
124	YADGIRI	Shorapur	JOGUNDBHAVI	GP	PADDY	IRR	160			Hobli Level	16	2539.53	
125	YADGIRI	Shorapur	KACHAKNUR	GP	PADDY	IRR	737			Hobli Level	25	5460.72	
126	YADGIRI	Shorapur	KAKKERA	GP	PADDY	IRR	126			Hobli Level	40	4058.84	
127	YADGIRI	Shorapur	KAMNATAGI	GP	PADDY	IRR	852					3620.00	Y
128	YADGIRI	Shorapur	KARADAKAL	GP	PADDY	IRR	656			Hobli Level	4	6609.90	
129	YADGIRI	Shorapur	KEMBHAVI	GP	PADDY	IRR	1191	4	6609.90				
130	YADGIRI	Shorapur	KHANAPUR (S.H)	GP	PADDY	IRR	91	4	3606.93				
131	YADGIRI	Shorapur	KODEKAL	GP	PADDY	IRR	142	4	964.64				
132	YADGIRI	Shorapur	KOLIHALL	GP	PADDY	IRR	202			Hobli Level	4	6609.90	
133	YADGIRI	Shorapur	MALGATTI	GP	PADDY	IRR	501			Hobli Level	4	6609.90	
134	YADGIRI	Shorapur	MALLA (B)	GP	PADDY	IRR	934			Hobli Level	4	6609.90	
135	YADGIRI	Shorapur	MALNOOR	GP	PADDY	IRR	793			Hobli Level	40	3679.01	
136	YADGIRI	Shorapur	MUDNOOR (K)	GP	PADDY	IRR	1577					3996.00	Y

2/1

Government of Karnataka
Directorate of Economics and Statistics
GP Level Average Yield data for Summer season 2016-17

S.N	District	Taluk	Insurance Unit (hobli/ GP)	GP/HOBLI	Crop	IRR_R F	Area_Sown_Ha	No_CCE_Conducted	Average Yield(Kg/Ha)	Name_Of_Higher_Level	No_cceConducted_Higher	Higher average Yield(Kg/Ha)	Synthetic Yield
137	YADGIRI	Shorapur	NAGANOOR	GP	PADDY	IRR	25			Hobli Level	4	6609.90	
138	YADGIRI	Shorapur	PARASANALLI	GP	PADDY	IRR	478			Hobli Level	4	6609.90	
139	YADGIRI	Shorapur	PETH AMMAPUR	GP	PADDY	IRR	198			Hobli Level	19	4663.84	
140	YADGIRI	Shorapur	RAJAN KOLLUR	GP	PADDY	IRR	388	4	1988.00				
141	YADGIRI	Shorapur	SUGOOR	GP	PADDY	IRR	439			Hobli Level	19	4663.84	
142	YADGIRI	Shorapur	TINTHNI	GP	PADDY	IRR	161			Hobli Level	6	5726.34	
143	YADGIRI	Shorapur	WAGANGERA	GP	PADDY	IRR	285			Hobli Level	19	4663.84	
144	YADGIRI	Shorapur	WAJJAL	GP	PADDY	IRR	674	4	6710.56				
145	YADGIRI	Shorapur	YAKTAPUR	GP	PADDY	IRR	0			Hobli Level	4	6609.90	
146	YADGIRI	Shorapur	YEVOOR	GP	PADDY	IRR	65			Hobli Level	4	6609.90	


Joint Director
Crop insurance scheme Division
Directorate of Economics and Statistics



