

**Government of Karnataka**  
**Directorate of Economics and Statistics**  
**Hobli Level Average Yield data for Rabi season 2018-19**

S.N	District	Taluk	Insurance Unit (hobli/ GP)	GP/ HOBLI	Crop	IRR_Rf	Area_Sown_Ha	No_CCE_Conducted	Average Yield(Kg/Ha)	Name_Of_Higher_Level	No_cce_Conducted_Higher	Higher average Yield(Kg/Ha)	Neighbouring Yield
1	Bagalkot	Badami	BADAMI	Hobli	Bengal Gram	IRR	1582	10	678.66				
2	Bagalkot	Badami	KERURA	Hobli	Bengal Gram	IRR	485	10	509.65				
3	Bagalkot	Badami	KULAGERI	Hobli	Bengal Gram	IRR	1943	10	670.46				
4	Bagalkot	Badami	BADAMI	Hobli	Bengal Gram	RF	2621	10	253.11				
5	Bagalkot	Badami	KERURA	Hobli	Bengal Gram	RF	3255	10	235.18				
6	Bagalkot	Badami	KULAGERI	Hobli	Bengal Gram	RF	1846	10	178.45				
7	Bagalkot	Badami	BADAMI	Hobli	Horse Gram (kulthi/kultha)	RF	21			Taluk Level	24	324.49	
8	Bagalkot	Badami	KERURA	Hobli	Horse Gram (kulthi/kultha)	RF	93	10	470.36				
9	Bagalkot	Badami	KULAGERI	Hobli	Horse Gram (kulthi/kultha)	RF	8			Taluk Level	24	324.49	
10	Bagalkot	Badami	BADAMI	Hobli	Linseed	RF	0			Taluk Level	10	159.41	
11	Bagalkot	Badami	KERURA	Hobli	Linseed	RF	20	10	159.41				
12	Bagalkot	Badami	KULAGERI	Hobli	Linseed	RF	0			Taluk Level	10	159.41	

**Government of Karnataka**  
**Directorate of Economics and Statistics**  
**Hobli Level Average Yield data for Rabi season 2018-19**

S.N	District	Taluk	Insurance Unit (hobli/ GP)	GP/ HOBLI	Crop	IRR_RF	Area_Sown_Ha	No_CCE_Co nducted	Average Yield(Kg/Ha)	Name_Of_Higher_Le vel	No_cce Conducted_Higher	Higher average Yield(Kg/Ha)	Neighbouring Yield
13	Bagalkot	Badami	BADAMI	Hobli	Maize (Makka)	IRR	1804			Taluk Level	29	3657.45	
14	Bagalkot	Badami	KERURA	Hobli	Maize (Makka)	IRR	50	10	2494.74				
15	Bagalkot	Badami	KULAGERI	Hobli	Maize (Makka)	IRR	250	10	4660.26				
16	Bagalkot	Badami	KERURA	Hobli	Safflower	RF	28			Taluk Level	8	315.30	
17	Bagalkot	Badami	KULAGERI	Hobli	Safflower	RF	8			Taluk Level	8	315.30	
18	Bagalkot	Badami	BADAMI	Hobli	Sorghum (Jowar/Great Millet)	IRR	298	10	2608.29				
19	Bagalkot	Badami	KERURA	Hobli	Sorghum (Jowar/Great Millet)	IRR	47	10	623.64				
20	Bagalkot	Badami	KULAGERI	Hobli	Sorghum (Jowar/Great Millet)	IRR	366	10	2111.94				
21	Bagalkot	Badami	BADAMI	Hobli	SUNFLOWER	IRR	463	10	712.63				
22	Bagalkot	Badami	KERURA	Hobli	SUNFLOWER	IRR	42			Taluk Level	26	925.88	
23	Bagalkot	Badami	KULAGERI	Hobli	SUNFLOWER	IRR	142	10	1070.84				
24	Bagalkot	Badami	BADAMI	Hobli	Wheat	IRR	947	10	819.31				

**Government of Karnataka**  
**Directorate of Economics and Statistics**  
**Hobli Level Average Yield data for Rabi season 2018-19**

S.N	District	Taluk	Insurance Unit (hobli/ GP)	GP/ HOBLI	Crop	IRR_Rf	Area_Sown_Ha	No_CCE_Conducted	Average Yield(Kg/Ha)	Name_Of_Higher_Level	No_cce_Conducted_Higher	Higher average Yield(Kg/Ha)	Neighbouring Yield
25	Bagalkot	Badami	KERURA	Hobli	Wheat	IRR	739	10	909.65				
26	Bagalkot	Badami	KULAGERI	Hobli	Wheat	IRR	1338	10	1274.82				
27	Bagalkot	Badami	BADAMI	Hobli	Wheat	RF	25			Taluk Level	24	264.86	
28	Bagalkot	Badami	KERURA	Hobli	Wheat	RF	37			Taluk Level	24	264.86	
29	Bagalkot	Badami	KULAGERI	Hobli	Wheat	RF	166	10	224.01				
30	Bagalkot	Bagalkot	BAGALAKOTA	Hobli	Bengal Gram	IRR	910	10	891.13				
31	Bagalkot	Bagalkot	KALADAGI	Hobli	Bengal Gram	IRR	1200			Taluk Level	27	792.76	
32	Bagalkot	Bagalkot	SEETIMANI	Hobli	Bengal Gram	IRR	1580			Taluk Level	27	792.76	
33	Bagalkot	Bagalkot	BAGALAKOTA	Hobli	Horse Gram (kulthi/kultha)	RF	15	10	67.69				
34	Bagalkot	Bagalkot	KALADAGI	Hobli	Horse Gram (kulthi/kultha)	RF	12			Taluk Level	18	45.64	
35	Bagalkot	Bagalkot	SEETIMANI	Hobli	Horse Gram (kulthi/kultha)	RF	0			Taluk Level	18	45.64	
36	Bagalkot	Bagalkot	BAGALAKOTA	Hobli	Linseed	RF	135	10	192.47				

**Government of Karnataka**  
**Directorate of Economics and Statistics**  
**Hobli Level Average Yield data for Rabi season 2018-19**

S.N	District	Taluk	Insurance Unit (hobli/ GP)	GP/HOBLI	Crop	IRR_RF	Area_Sown_Ha	No_CCE_Co nducted	Average Yield(Kg/Ha)	Name_Of_Higher_Level	No_cce Conducted_Higher	Higher average Yield(Kg/Ha)	Neighbouring Yield
37	Bagalkot	Bagalkot	KALADAGI	Hobli	Linseed	RF	5			Taluk Level	12	182.49	
38	Bagalkot	Bagalkot	SEETIMANI	Hobli	Linseed	RF	239			Taluk Level	12	182.49	
39	Bagalkot	Bagalkot	BAGALAKOTA	Hobli	Maize (Makka)	IRR	73	10	4214.86				
40	Bagalkot	Bagalkot	KALADAGI	Hobli	Maize (Makka)	IRR	560	10	5278.16				
41	Bagalkot	Bagalkot	SEETIMANI	Hobli	Maize (Makka)	IRR	6			Taluk Level	24	4774.81	
42	Bagalkot	Bagalkot	BAGALAKOTA	Hobli	Safflower	RF	36			Taluk Level	8	312.84	
43	Bagalkot	Bagalkot	KALADAGI	Hobli	Safflower	RF	0			Taluk Level	8	312.84	
44	Bagalkot	Bagalkot	SEETIMANI	Hobli	Safflower	RF	6			Taluk Level	8	312.84	
45	Bagalkot	Bagalkot	BAGALAKOTA	Hobli	Sorghum (Jowar/Great Millet)	IRR	944	10	954.54				
46	Bagalkot	Bagalkot	KALADAGI	Hobli	Sorghum (Jowar/Great Millet)	IRR	510	10	922.62				
47	Bagalkot	Bagalkot	SEETIMANI	Hobli	Sorghum (Jowar/Great Millet)	IRR	976	10	605.30				
48	Bagalkot	Bagalkot	BAGALAKOTA	Hobli	SUNFLOWER	IRR	65	10	1792.57				

2



**Government of Karnataka**  
**Directorate of Economics and Statistics**  
**Hobli Level Average Yield data for Rabi season 2018-19**

S.N	District	Taluk	Insurance Unit (hobli/ GP)	GP/ HOBLI	Crop	IRR_Rf	Area_Sown_Ha	No_CCE_Conducted	Average Yield(Kg/Ha)	Name_Of_Higher_Level	No_cce_Conducted_Higher	Higher average Yield(Kg/Ha)	Neighbouring Yield
49	Bagalkot	Bagalkot	KALADAGI	Hobli	SUNFLOWER	IRR	60			Taluk Level	16	1697.61	
50	Bagalkot	Bagalkot	SEETIMANI	Hobli	SUNFLOWER	IRR	5			Taluk Level	16	1697.61	
51	Bagalkot	Bagalkot	BAGALAKOTA	Hobli	SUNFLOWER	RF	696			Taluk Level	12	441.34	
52	Bagalkot	Bagalkot	KALADAGI	Hobli	SUNFLOWER	RF	5			Taluk Level	12	441.34	
53	Bagalkot	Bagalkot	SEETIMANI	Hobli	SUNFLOWER	RF	12			Taluk Level	12	441.34	
54	Bagalkot	Bagalkot	BAGALAKOTA	Hobli	Wheat	IRR	92			Taluk Level	27	1576.77	
55	Bagalkot	Bagalkot	KALADAGI	Hobli	Wheat	IRR	1670	10	1180.05				
56	Bagalkot	Bagalkot	SEETIMANI	Hobli	Wheat	IRR	1202			Taluk Level	27	1576.77	
57	Bagalkot	Bagalkot	BAGALAKOTA	Hobli	Wheat	RF	30	10	213.32				
58	Bagalkot	Bagalkot	KALADAGI	Hobli	Wheat	RF	0			Taluk Level	12	262.26	
59	Bagalkot	Bagalkot	SEETIMANI	Hobli	Wheat	RF	15			Taluk Level	12	262.26	
60	Bagalkot	Bilagi	ANAGAVADI	Hobli	Bengal Gram	IRR	1620			Taluk Level	16	604.84	

**Government of Karnataka**  
**Directorate of Economics and Statistics**  
**Hobli Level Average Yield data for Rabi season 2018-19**

S.N	District	Taluk	Insurance Unit (hobli/ GP)	GP/ HOBLI	Crop	IRR _RF	Area_ Sown_Ha	No_CCE_Co nducted	Average Yield(Kg/Ha)	Name_Of_Higher_Le vel	No_cce Conducted_Higher	Higher average Yield(Kg/Ha)	Neighbouring Yield
61	Bagalkot	Bilagi	BEELAGI	Hobli	Bengal Gram	IRR	1480	10	779.41				
62	Bagalkot	Bilagi	ANAGAVADI	Hobli	Maize (Makka)	IRR	462	10	4750.13				
63	Bagalkot	Bilagi	BEELAGI	Hobli	Maize (Makka)	IRR	638			Taluk Level	18	5099.62	
64	Bagalkot	Bilagi	ANAGAVADI	Hobli	Onion	IRR	10	10	10102.00				
65	Bagalkot	Bilagi	BEELAGI	Hobli	Onion	IRR	20	10	13040.00				
66	Bagalkot	Bilagi	ANAGAVADI	Hobli	Sorghum (Jowar/Great Millet)	IRR	2310	10	1101.28				
67	Bagalkot	Bilagi	BEELAGI	Hobli	Sorghum (Jowar/Great Millet)	IRR	1940	10	1350.00				
68	Bagalkot	Bilagi	ANAGAVADI	Hobli	SUNFLOWER	IRR	97	10	1750.83				
69	Bagalkot	Bilagi	BEELAGI	Hobli	SUNFLOWER	IRR	103			Taluk Level	18	1534.49	
70	Bagalkot	Bilagi	ANAGAVADI	Hobli	SUNFLOWER	RF	39			Taluk Level	7	498.90	
71	Bagalkot	Bilagi	BEELAGI	Hobli	SUNFLOWER	RF	61			Taluk Level	7	498.90	
72	Bagalkot	Bilagi	ANAGAVADI	Hobli	Wheat	IRR	1980	10	1788.15				

**Government of Karnataka**  
**Directorate of Economics and Statistics**  
**Hobli Level Average Yield data for Rabi season 2018-19**

S.N	District	Taluk	Insurance Unit (hobli/ GP)	GP/ HOBLI	Crop	IRR_Rf	Area_Sown_Ha	No_CCE_Conducted	Average Yield(Kg/Ha)	Name_Of_Higher_Level	No_cce_Conducted_Higher	Higher average Yield(Kg/Ha)	Neighbouring Yield
73	Bagalkot	Bilagi	BEELAGI	Hobli	Wheat	IRR	1670	10	1347.34				
74	Bagalkot	Bilagi	BEELAGI	Hobli	Wheat	RF	0			District Level	88	421.50	
75	Bagalkot	Guledagudda	GULEDAGUDDA	Hobli	Bengal Gram	IRR	765	10	435.19				
76	Bagalkot	Guledagudda	GULEDAGUDDA	Hobli	Bengal Gram	RF	1600	10	187.73				
77	Bagalkot	Guledagudda	GULEDAGUDDA	Hobli	Horse Gram (kulthi/kultha)	RF	50	10	506.69				
78	Bagalkot	Guledagudda	GULEDAGUDDA	Hobli	Linseed	RF	8			Taluk Level	4	93.81	
79	Bagalkot	Guledagudda	GULEDAGUDDA	Hobli	Maize (Makka)	IRR	990	10	3205.84				
80	Bagalkot	Guledagudda	GULEDAGUDDA	Hobli	Safflower	RF	48			District Level	30	284.38	
81	Bagalkot	Guledagudda	GULEDAGUDDA	Hobli	Sorghum (Jowar/Great Millet)	IRR	1	10	1577.45				
82	Bagalkot	Guledagudda	GULEDAGUDDA	Hobli	SUNFLOWER	IRR	232			Taluk Level	6	1197.83	
83	Bagalkot	Guledagudda	GULEDAGUDDA	Hobli	Wheat	IRR	826	10	950.15				
84	Bagalkot	Guledagudda	GULEDAGUDDA	Hobli	Wheat	RF	32	10	482.88				

**Government of Karnataka**  
**Directorate of Economics and Statistics**  
**Hobli Level Average Yield data for Rabi season 2018-19**

S.N	District	Taluk	Insurance Unit (hobli/ GP)	GP/ HOBLI	Crop	IRR _RF	Area_Sown_Ha	No_CCE_Co nducted	Average Yield(Kg/Ha)	Name_Of_Higher_Level	No_cce Conducted_Higher	Higher average Yield(Kg/Ha)	Neighbouring Yield
85	Bagalkot	Hungund	AMEENAGADA	Hobli	Bengal Gram	IRR	410			Taluk Level	28	988.63	
86	Bagalkot	Hungund	HUNAGUNDA	Hobli	Bengal Gram	IRR	1991	10	935.24				
87	Bagalkot	Hungund	KARADI	Hobli	Bengal Gram	IRR	1064	10	1199.17				
88	Bagalkot	Hungund	AMEENAGADA	Hobli	Horse Gram (kulthi/kultha)	RF	50			Taluk Level	6	79.68	
89	Bagalkot	Hungund	HUNAGUNDA	Hobli	Horse Gram (kulthi/kultha)	RF	0			Taluk Level	6	79.68	
90	Bagalkot	Hungund	AMEENAGADA	Hobli	Linseed	RF	0			Taluk Level	2	179.76	
91	Bagalkot	Hungund	HUNAGUNDA	Hobli	Linseed	RF	10			Taluk Level	2	179.76	
92	Bagalkot	Hungund	KARADI	Hobli	Linseed	RF	0			Taluk Level	2	179.76	
93	Bagalkot	Hungund	AMEENAGADA	Hobli	Maize (Makka)	IRR	107			Taluk Level	16	2529.66	
94	Bagalkot	Hungund	HUNAGUNDA	Hobli	Maize (Makka)	IRR	70			Taluk Level	16	2529.66	
95	Bagalkot	Hungund	AMEENAGADA	Hobli	Onion	IRR	60	10	17320.00				
96	Bagalkot	Hungund	HUNAGUNDA	Hobli	Onion	IRR	58	10	15080.00				

**Government of Karnataka**  
**Directorate of Economics and Statistics**  
**Hobli Level Average Yield data for Rabi season 2018-19**

S.N	District	Taluk	Insurance Unit (hobli/ GP)	GP/ HOBLI	Crop	IRR_Rf	Area_Sown_Ha	No_CCE_Co nducted	Average Yield(Kg/Ha)	Name_Of_Higher_Level	No_cce Conducted_Higher	Higher average Yield(Kg/Ha)	Neighbouring Yield
97	Bagalkot	Hungund	AMEENAGADA	Hobli	Safflower	RF	0			Taluk Level	8	373.18	
98	Bagalkot	Hungund	HUNAGUNDA	Hobli	Safflower	RF	50			Taluk Level	8	373.18	
99	Bagalkot	Hungund	KARADI	Hobli	Safflower	RF	14			Taluk Level	8	373.18	
100	Bagalkot	Hungund	AMEENAGADA	Hobli	Sorghum (Jowar/Great Millet)	IRR	30			Taluk Level	18	1388.93	
101	Bagalkot	Hungund	HUNAGUNDA	Hobli	Sorghum (Jowar/Great Millet)	IRR	20	10	1298.64				
102	Bagalkot	Hungund	AMEENAGADA	Hobli	SUNFLOWER	IRR	10			Taluk Level	6	926.41	
103	Bagalkot	Hungund	HUNAGUNDA	Hobli	SUNFLOWER	IRR	0			Taluk Level	6	926.41	
104	Bagalkot	Hungund	KARADI	Hobli	SUNFLOWER	IRR	25			Taluk Level	6	926.41	
105	Bagalkot	Hungund	AMEENAGADA	Hobli	SUNFLOWER	RF	320			District Level	135	240.94	
106	Bagalkot	Hungund	HUNAGUNDA	Hobli	SUNFLOWER	RF	351			District Level	135	240.94	
107	Bagalkot	Hungund	KARADI	Hobli	SUNFLOWER	RF	0			District Level	135	240.94	
108	Bagalkot	Hungund	AMEENAGADA	Hobli	Wheat	IRR	100	10	1228.81				

**Government of Karnataka**  
**Directorate of Economics and Statistics**  
**Hobli Level Average Yield data for Rabi season 2018-19**

S.N	District	Taluk	Insurance Unit (hobli/ GP)	GP/ HOBLI	Crop	IRR_RF	Area_Sown_Ha	No_CCE_Co nducted	Average Yield(Kg/Ha)	Name_Of_Higher_Level	No_cce Conducted_Higher	Higher average Yield(Kg/Ha)	Neighbouring Yield
109	Bagalkot	Hungund	HUNAGUNDA	Hobli	Wheat	IRR	150	10	1748.58				
110	Bagalkot	Hungund	KARADI	Hobli	Wheat	IRR	150	10	1065.41				
111	Bagalkot	Hungund	AMEENAGADA	Hobli	Wheat	RF	45			Taluk Level	22	432.94	
112	Bagalkot	Hungund	HUNAGUNDA	Hobli	Wheat	RF	58			Taluk Level	22	432.94	
113	Bagalkot	Hungund	KARADI	Hobli	Wheat	RF	60			Taluk Level	22	432.94	
114	Bagalkot	Illikal	ILAKALLA	Hobli	Bengal Gram	IRR	45			Taluk Level	6	555.07	
115	Bagalkot	Illikal	ILAKALLA	Hobli	Horse Gram (kulthi/kultha)	RF	135			Taluk Level	8	61.57	
116	Bagalkot	Illikal	ILAKALLA	Hobli	Linseed	RF	0			District Level	28	161.39	
117	Bagalkot	Illikal	ILAKALLA	Hobli	Maize (Makka)	IRR	45			Taluk Level	3	2477.76	
118	Bagalkot	Illikal	ILAKALLA	Hobli	Safflower	RF	36			Taluk Level	6	86.81	
119	Bagalkot	Illikal	ILAKALLA	Hobli	Sorghum (Jowar/Great Millet)	IRR	30	10	2191.09				
120	Bagalkot	Illikal	ILAKALLA	Hobli	SUNFLOWER	IRR	0			District Level	114	1166.25	

**Government of Karnataka**  
**Directorate of Economics and Statistics**  
**Hobli Level Average Yield data for Rabi season 2018-19**

S.N	District	Taluk	Insurance Unit (hobli/ GP)	GP/ HOBLI	Crop	IRR_RF	Area_Sown_Ha	No_CCE_Co nducted	Average Yield(Kg/Ha)	Name_Of_Higher_Level	No_cce Conducted_Higher	Higher average Yield(Kg/Ha)	Neighbouring Yield
121	Bagalkot	Illikal	ILAKALLA	Hobli	SUNFLOWER	RF	5			Taluk Level	2	154.88	
122	Bagalkot	Illikal	ILAKALLA	Hobli	Wheat	IRR	20	10	1200.93				
123	Bagalkot	Illikal	ILAKALLA	Hobli	Wheat	RF	1005	10	485.42				
124	Bagalkot	Jamakhandi	JAMAKHANDI	Hobli	Bengal Gram	IRR	1660	10	768.24				
125	Bagalkot	Jamakhandi	SAVALAGI	Hobli	Bengal Gram	IRR	803	10	883.15				
126	Bagalkot	Jamakhandi	TERADALA	Hobli	Bengal Gram	IRR	712			Taluk Level	28	874.79	
127	Bagalkot	Jamakhandi	JAMAKHANDI	Hobli	Bengal Gram	RF	214	10	152.08				
128	Bagalkot	Jamakhandi	SAVALAGI	Hobli	Bengal Gram	RF	2909	10	590.27				
129	Bagalkot	Jamakhandi	TERADALA	Hobli	Bengal Gram	RF	130	10	483.36				
130	Bagalkot	Jamakhandi	JAMAKHANDI	Hobli	Onion	IRR	56	10	18312.00				
131	Bagalkot	Jamakhandi	SAVALAGI	Hobli	Onion	IRR	30	10	24388.00				
132	Bagalkot	Jamakhandi	TERADALA	Hobli	Onion	IRR	21	10	19975.33				

**Government of Karnataka**  
**Directorate of Economics and Statistics**  
**Hobli Level Average Yield data for Rabi season 2018-19**

S.N	District	Taluk	Insurance Unit (hobli/ GP)	GP/ HOBLI	Crop	IRR _RF	Area_Sown_Ha	No_CCE_Co nducted	Average Yield(Kg/Ha)	Name_Of_Higher_Le vel	No_cce Conducted_Higher	Higher average Yield(Kg/Ha)	Neighbouring Yield
133	Bagalkot	Jamakhandi	JAMAKHANDI	Hobli	Sorghum (Jowar/Great Millet)	IRR	1174			Taluk Level	29	1799.80	
134	Bagalkot	Jamakhandi	SAVALAGI	Hobli	Sorghum (Jowar/Great Millet)	IRR	3594	10	914.46				
135	Bagalkot	Jamakhandi	TERADALA	Hobli	Sorghum (Jowar/Great Millet)	IRR	433	10	1621.47				
136	Bagalkot	Jamakhandi	JAMAKHANDI	Hobli	Sorghum (Jowar/Great Millet)	RF	1560	10	1157.60				
137	Bagalkot	Jamakhandi	SAVALAGI	Hobli	Sorghum (Jowar/Great Millet)	RF	3477	10	555.23				
138	Bagalkot	Jamakhandi	TERADALA	Hobli	Sorghum (Jowar/Great Millet)	RF	427	10	1129.12				
139	Bagalkot	Jamakhandi	JAMAKHANDI	Hobli	SUNFLOWER	IRR	121	10	1435.88				
140	Bagalkot	Jamakhandi	SAVALAGI	Hobli	SUNFLOWER	IRR	10	10	671.27				
141	Bagalkot	Jamakhandi	TERADALA	Hobli	SUNFLOWER	IRR	5			Taluk Level	24	928.73	
142	Bagalkot	Jamakhandi	JAMAKHANDI	Hobli	SUNFLOWER	RF	4			Taluk Level	4	545.44	
143	Bagalkot	Jamakhandi	SAVALAGI	Hobli	SUNFLOWER	RF	0			Taluk Level	4	545.44	
144	Bagalkot	Jamakhandi	SAVALAGI	Hobli	Wheat	RF	890	10	838.07				

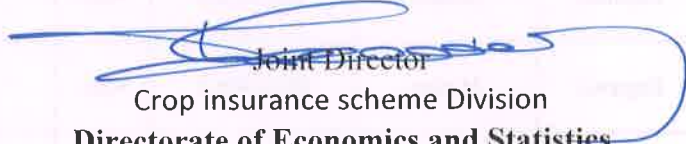


**Government of Karnataka**  
**Directorate of Economics and Statistics**  
**Hobli Level Average Yield data for Rabi season 2018-19**

S.N	District	Taluk	Insurance Unit (hobli/ GP)	GP/ HOBLI	Crop	IRR_RF	Area_Sown_Ha	No_CCE_Conducted	Average Yield(Kg/Ha)	Name_Of_Higher_Level	No_cce_Conducted_Higher	Higher average Yield(Kg/Ha)	Neighbouring Yield
145	Bagalkot	Mudhol	LOKAPURA	Hobli	Bengal Gram	IRR	2764	10	1062.96				
146	Bagalkot	Mudhol	MUDHOLA	Hobli	Bengal Gram	IRR	1943	10	760.79				
147	Bagalkot	Mudhol	LOKAPURA	Hobli	Bengal Gram	RF	630			Taluk Level	19	138.37	
148	Bagalkot	Mudhol	MUDHOLA	Hobli	Bengal Gram	RF	61	10	146.52				
149	Bagalkot	Mudhol	LOKAPURA	Hobli	Linseed	RF	0			District Level	28	161.39	
150	Bagalkot	Mudhol	MUDHOLA	Hobli	Linseed	RF	0			District Level	28	161.39	
151	Bagalkot	Mudhol	MUDHOLA	Hobli	Onion	IRR	172	10	19688.00				
152	Bagalkot	Mudhol	LOKAPURA	Hobli	Safflower	RF	0			District Level	30	284.38	
153	Bagalkot	Mudhol	MUDHOLA	Hobli	Safflower	RF	0			District Level	30	284.38	
154	Bagalkot	Mudhol	LOKAPURA	Hobli	Sorghum (Jowar/Great Millet)	IRR	118	10	669.41				
155	Bagalkot	Mudhol	MUDHOLA	Hobli	Sorghum (Jowar/Great Millet)	IRR	18	10	1205.65				
156	Bagalkot	Mudhol	LOKAPURA	Hobli	Sorghum (Jowar/Great Millet)	RF	9641	10	135.76				

**Government of Karnataka**  
**Directorate of Economics and Statistics**  
**Hobli Level Average Yield data for Rabi season 2018-19**

S.N	District	Taluk	Insurance Unit (hobli/ GP)	GP/ HOBLI	Crop	IRR_RF	Area_Sown_Ha	No_CCE_Co nducted	Average Yield(Kg/Ha)	Name_Of_Higher_Level	No_cce Conducted_Higher	Higher average Yield(Kg/Ha)	Neighbouring Yield
157	Bagalkot	Mudhol	MUDHOLA	Hobli	Sorghum (Jowar/Great Millet)	RF	156	10	426.58				
158	Bagalkot	Mudhol	LOKAPURA	Hobli	SUNFLOWER	IRR	39	10	947.63				
159	Bagalkot	Mudhol	MUDHOLA	Hobli	SUNFLOWER	IRR	62			Taluk Level	18	1059.02	
160	Bagalkot	Mudhol	LOKAPURA	Hobli	SUNFLOWER	RF	31	10	256.04				
161	Bagalkot	Mudhol	MUDHOLA	Hobli	SUNFLOWER	RF	25			Taluk Level	18	294.91	

  
**Joint Director**  
**Crop insurance scheme Division**  
**Directorate of Economics and Statistics**

21

**Government of Karnataka**  
**Directorate of Economics and Statistics**  
**Hobli Level Average Yield data for Rabi season 2018-19**

S.N	District	Taluk	Insurance Unit (hobli/ GP)	GP/ HOBLI	Crop	IRR_RF	Area_Sown_Ha	No_CCE_Conducted	Average Yield(Kg/Ha)	Name_Of_Higher_Level	No_cce Conducted_Higher	Higher average Yield(Kg/Ha)	Neighbouring Yield
1	Ballari	Ballari	BALLARI	Hobli	Bengal Gram	RF	1			Taluk Level	22	267.91	
2	Ballari	Ballari	KOLURU	Hobli	Bengal Gram	RF	3			Taluk Level	22	267.91	
3	Ballari	Ballari	MOKA	Hobli	Bengal Gram	RF	453			Taluk Level	22	267.91	
4	Ballari	Ballari	RUPANAGUDI	Hobli	Bengal Gram	RF	4503	10	222.26				
5	Ballari	Ballari	BALLARI	Hobli	Maize (Makka)	IRR	2			Taluk Level	4	3617.00	
6	Ballari	Ballari	KOLURU	Hobli	Maize (Makka)	IRR	0			Taluk Level	4	3617.00	
7	Ballari	Ballari	RUPANAGUDI	Hobli	Maize (Makka)	IRR	2			Taluk Level	4	3617.00	
8	Ballari	Ballari	BALLARI	Hobli	Safflower	RF	0			District Level	2	377.95	
9	Ballari	Ballari	MOKA	Hobli	Safflower	RF	0			District Level	2	377.95	
10	Ballari	Ballari	BALLARI	Hobli	Sorghum (Jowar/Great Millet)	RF	809	10	243.25				
11	Ballari	Ballari	KOLURU	Hobli	Sorghum (Jowar/Great Millet)	RF	247			Taluk Level	20	375.42	
12	Ballari	Ballari	MOKA	Hobli	Sorghum (Jowar/Great Millet)	RF	317			Taluk Level	20	375.42	

**Government of Karnataka**  
**Directorate of Economics and Statistics**  
**Hobli Level Average Yield data for Rabi season 2018-19**

S.N	District	Taluk	Insurance Unit (hobli/ GP)	GP/ HOBLI	Crop	IRR_RF	Area_Sown_Ha	No_CCE_Co nducted	Average Yield(Kg/Ha)	Name_Of_Higher_Level	No_cce Conducted_Higher	Higher average Yield(Kg/Ha)	Neighbouring Yield
13	Ballari	Ballari	RUPANAGUDI	Hobli	Sorghum (Jowar/Great Millet)	RF	793			Taluk Level	20	375.42	
14	Ballari	Ballari	BALLARI	Hobli	SUNFLOWER	IRR	0			District Level	65	1049.11	
15	Ballari	Ballari	KOLURU	Hobli	SUNFLOWER	IRR	0			District Level	65	1049.11	
16	Ballari	Ballari	MOKA	Hobli	SUNFLOWER	IRR	0			District Level	65	1049.11	
17	Ballari	Ballari	RUPANAGUDI	Hobli	SUNFLOWER	IRR	0			District Level	65	1049.11	
18	Ballari	Ballari	BALLARI	Hobli	SUNFLOWER	RF	0			Taluk Level	10	123.13	
19	Ballari	Ballari	KOLURU	Hobli	SUNFLOWER	RF	0			Taluk Level	10	123.13	
20	Ballari	Ballari	MOKA	Hobli	SUNFLOWER	RF	4			Taluk Level	10	123.13	
21	Ballari	Ballari	RUPANAGUDI	Hobli	SUNFLOWER	RF	23			Taluk Level	10	123.13	
22	Ballari	hadagli	HADAGALI	Hobli	Bengal Gram	IRR	158	10	590.54				
23	Ballari	hadagli	HADAGALI	Hobli	Horse Gram (kulthi/kultha)	RF	22	10	749.67				

**Government of Karnataka**  
**Directorate of Economics and Statistics**  
**Hobli Level Average Yield data for Rabi season 2018-19**

S.N	District	Taluk	Insurance Unit (hobli/ GP)	GP/ HOBLI	Crop	IRR_RF	Area_Sown_Ha	No_CCE_Conducted	Average Yield(Kg/Ha)	Name_Of_Higher_Level	No_cce_Conducted_Higher	Higher average Yield(Kg/Ha)	Neighbouring Yield
24	Ballari	hadagli	HIREHADAGALI	Hobli	Horse Gram (kulthi/kultha)	RF	80			Taluk Level	27	571.08	
25	Ballari	hadagli	ITTIGI	Hobli	Horse Gram (kulthi/kultha)	RF	68	10	519.81				
26	Ballari	hadagli	HADAGALI	Hobli	Maize (Makka)	IRR	167	10	3131.75				
27	Ballari	hadagli	HIREHADAGALI	Hobli	Maize (Makka)	IRR	41	10	2774.03				
28	Ballari	hadagli	ITTIGI	Hobli	Maize (Makka)	IRR	21			Taluk Level	27	2986.68	
29	Ballari	hadagli	HADAGALI	Hobli	Maize (Makka)	RF	0			District Level	10	1410.68	
30	Ballari	hadagli	HIREHADAGALI	Hobli	Maize (Makka)	RF	2			District Level	10	1410.68	
31	Ballari	hadagli	ITTIGI	Hobli	Maize (Makka)	RF	0			District Level	10	1410.68	
32	Ballari	hadagli	HADAGALI	Hobli	Onion	IRR	18	10	6216.00				
33	Ballari	hadagli	ITTIGI	Hobli	Onion	IRR	10			Taluk Level	12	5616.67	
34	Ballari	hadagli	HADAGALI	Hobli	Sorghum (Jowar/Great Millet)	IRR	309	10	1586.91				

**Government of Karnataka**  
**Directorate of Economics and Statistics**  
**Hobli Level Average Yield data for Rabi season 2018-19**

S.N	District	Taluk	Insurance Unit (hobli/ GP)	GP/ HOBLI	Crop	IRR_RF	Area_Sown_Ha	No_CCE_Co nducted	Average Yield(Kg/Ha)	Name_Of_Higher_Level	No_cce Conducted_Higher	Higher average Yield(Kg/Ha)	Neighbouring Yield
35	Ballari	hadagli	HIREHADAGALI	Hobli	Sorghum (Jowar/Great Millet)	IRR	489			Taluk Level	18	1858.86	
36	Ballari	hadagli	HADAGALI	Hobli	Sorghum (Jowar/Great Millet)	RF	0			Taluk Level	20	1012.64	
37	Ballari	hadagli	HIREHADAGALI	Hobli	Sorghum (Jowar/Great Millet)	RF	1497	10	1059.59				
38	Ballari	hadagli	ITTIGI	Hobli	Sorghum (Jowar/Great Millet)	RF	994	10	965.69				
39	Ballari	hadagli	HADAGALI	Hobli	SUNFLOWER	IRR	59	10	1188.47				
40	Ballari	hadagli	HIREHADAGALI	Hobli	SUNFLOWER	IRR	40			Taluk Level	25	955.06	
41	Ballari	hadagli	ITTIGI	Hobli	SUNFLOWER	IRR	61			Taluk Level	25	955.06	
42	Ballari	hadagli	HADAGALI	Hobli	SUNFLOWER	RF	1877			Taluk Level	15	587.41	
43	Ballari	hadagli	HIREHADAGALI	Hobli	SUNFLOWER	RF	9			Taluk Level	15	587.41	
44	Ballari	hadagli	ITTIGI	Hobli	SUNFLOWER	RF	770	10	736.68				
45	Ballari	hadagli	HIREHADAGALI	Hobli	Wheat	RF	6			Taluk Level	2	823.82	

**Government of Karnataka**  
**Directorate of Economics and Statistics**  
**Hobli Level Average Yield data for Rabi season 2018-19**

S.N	District	Taluk	Insurance Unit (hobli/ GP)	GP/ HOBLI	Crop	IRR_RF	Area_Sown_Ha	No_CCE_Conducted	Average Yield(Kg/Ha)	Name_Of_Higher_Level	No_cce_Conducted_Higher	Higher average Yield(Kg/Ha)	Neighbouring Yield
46	Ballari	hadagli	ITTIGI	Hobli	Wheat	RF	0			Taluk Level	2	823.82	
47	Ballari	HagariBommannahalli	HAMPASAGARA	Hobli	Bengal Gram	RF	300	10	908.45				
48	Ballari	HagariBommannahalli	KOGALI	Hobli	Bengal Gram	RF	941			Taluk Level	13	886.38	
49	Ballari	HagariBommannahalli	HAMPASAGARA	Hobli	Horse Gram (kulthi/kultha)	RF	320			Taluk Level	9	755.41	
50	Ballari	HagariBommannahalli	KOGALI	Hobli	Maize (Makka)	RF	66	10	1410.68				
51	Ballari	HagariBommannahalli	HAMPASAGARA	Hobli	Sorghum (Jowar/Great Millet)	RF	0			Taluk Level	2	1056.08	
52	Ballari	HagariBommannahalli	KOGALI	Hobli	Sorghum (Jowar/Great Millet)	RF	126			Taluk Level	2	1056.08	
53	Ballari	HagariBommannahalli	HAMPASAGARA	Hobli	SUNFLOWER	IRR	255			Taluk Level	15	1128.77	
54	Ballari	HagariBommannahalli	KOGALI	Hobli	SUNFLOWER	IRR	140			Taluk Level	15	1128.77	
55	Ballari	HagariBommannahalli	HAMPASAGARA	Hobli	SUNFLOWER	RF	352			Taluk Level	17	520.09	
56	Ballari	HagariBommannahalli	KOGALI	Hobli	SUNFLOWER	RF	438			Taluk Level	17	520.09	

**Government of Karnataka**  
**Directorate of Economics and Statistics**  
**Hobli Level Average Yield data for Rabi season 2018-19**

S.N	District	Taluk	Insurance Unit (hobli/ GP)	GP/ HOBLI	Crop	IRR _RF	Area_ Sown _Ha	No_CCE_Co nducted	Average Yield(Kg/Ha)	Name_Of Higher_Le vel	No_cce Conducted_ Higher	Higher average Yield(Kg/Ha)	Neighbouring Yield
57	Ballari	HagariBommann aHalli	HAMPASAGARA	Hobli	Wheat	IRR	0			District Level	2	887.85	
58	Ballari	Harapanahalli	ARASIKERI	Hobli	Bengal Gram	RF	2			Taluk Level	18	441.22	
59	Ballari	Harapanahalli	CHIGATERI	Hobli	Bengal Gram	RF	209			Taluk Level	18	441.22	
60	Ballari	Harapanahalli	KASABA	Hobli	Bengal Gram	RF	11			Taluk Level	18	441.22	
61	Ballari	Harapanahalli	ARASIKERI	Hobli	Horse Gram (kulthi/kultha)	RF	1			Taluk Level	16	424.25	
62	Ballari	Harapanahalli	CHIGATERI	Hobli	Horse Gram (kulthi/kultha)	RF	15			Taluk Level	16	424.25	
63	Ballari	Harapanahalli	KASABA	Hobli	Horse Gram (kulthi/kultha)	RF	215	10	452.96				
64	Ballari	Harapanahalli	TELAGI	Hobli	Horse Gram (kulthi/kultha)	RF	3			Taluk Level	16	424.25	
65	Ballari	Harapanahalli	CHIGATERI	Hobli	Maize (Makka)	IRR	0			Taluk Level	7	2970.93	
66	Ballari	Harapanahalli	TELAGI	Hobli	Maize (Makka)	IRR	4678			Taluk Level	7	2970.93	
67	Ballari	Harapanahalli	CHIGATERI	Hobli	Maize (Makka)	RF	0			District Level	10	1410.68	

②



**Government of Karnataka**  
**Directorate of Economics and Statistics**  
**Hobli Level Average Yield data for Rabi season 2018-19**

S.N	District	Taluk	Insurance Unit (hobli/ GP)	GP/ HOBLI	Crop	IRR_RF	Area_Sown_Ha	No_CCE_Co nducted	Average Yield(Kg/Ha)	Name_Of_Higher_Level	No_cce Conducted_Higher	Higher average Yield(Kg/Ha)	Neighbouring Yield
68	Ballari	Harapanahalli	TELAGI	Hobli	Onion	IRR	400	10	12858.47				
69	Ballari	Harapanahalli	ARASIKERI	Hobli	RAGI	IRR	597	10	1578.24				
70	Ballari	Harapanahalli	CHIGATERI	Hobli	RAGI	IRR	344			Taluk Level	38	1639.51	
71	Ballari	Harapanahalli	KASABA	Hobli	RAGI	IRR	426	10	1634.10				
72	Ballari	Harapanahalli	TELAGI	Hobli	RAGI	IRR	120	10	1579.11				
73	Ballari	Harapanahalli	ARASIKERI	Hobli	RAGI	RF	0			State Level	440	1155.48	
74	Ballari	Harapanahalli	CHIGATERI	Hobli	Sorghum (Jowar/Great Millet)	IRR	17			Taluk Level	16	1999.13	
75	Ballari	Harapanahalli	TELAGI	Hobli	Sorghum (Jowar/Great Millet)	IRR	28	10	1791.56				
76	Ballari	Harapanahalli	ARASIKERI	Hobli	Sorghum (Jowar/Great Millet)	RF	0			District Level	90	836.97	
77	Ballari	Harapanahalli	CHIGATERI	Hobli	Sorghum (Jowar/Great Millet)	RF	0			District Level	90	836.97	
78	Ballari	Harapanahalli	KASABA	Hobli	Sorghum (Jowar/Great Millet)	RF	0			District Level	90	836.97	
79	Ballari	Harapanahalli	TELAGI	Hobli	Sorghum (Jowar/Great Millet)	RF	0			District Level	90	836.97	

**Government of Karnataka**  
**Directorate of Economics and Statistics**  
**Hobli Level Average Yield data for Rabi season 2018-19**

S.N	District	Taluk	Insurance Unit (hobli/ GP)	GP/ HOBLI	Crop	IRR_RF	Area_Sown_Ha	No_CCE_Conducted	Average Yield(Kg/Ha)	Name_Of_Higher_Level	No_cce_Conducted_Higher	Higher average Yield(Kg/Ha)	Neighbouring Yield
80	Ballari	Harapanahalli	ARASIKERI	Hobli	SUNFLOWER	RF	0			District Level	80	364.50	
81	Ballari	Harapanahalli	CHIGATERI	Hobli	SUNFLOWER	RF	0			District Level	80	364.50	
82	Ballari	Harapanahalli	TELAGI	Hobli	SUNFLOWER	RF	0			District Level	80	364.50	
83	Ballari	Harapanahalli	CHIGATERI	Hobli	Wheat	RF	0			District Level	2	823.82	
84	Ballari	Hosapete	KAMPLI	Hobli	Bengal Gram	IRR	10			Taluk Level	3	1007.29	
85	Ballari	Hosapete	KAMPLI	Hobli	Bengal Gram	RF	0			District Level	211	516.91	
86	Ballari	Hosapete	KAMPLI	Hobli	Horse Gram (kulthi/kultha)	RF	1			Taluk Level	2	510.85	
87	Ballari	Hosapete	KAMALAPURA	Hobli	Maize (Makka)	IRR	27			Taluk Level	15	4133.15	
88	Ballari	Hosapete	KAMPLI	Hobli	Maize (Makka)	IRR	11			Taluk Level	15	4133.15	
89	Ballari	Hosapete	MARIYAMMANAH ALLI	Hobli	Maize (Makka)	IRR	2			Taluk Level	15	4133.15	
90	Ballari	Hosapete	KAMALAPURA	Hobli	Sorghum (Jowar/Great Millet)	IRR	0			Taluk Level	7	3558.42	
91	Ballari	Hosapete	KAMPLI	Hobli	Sorghum (Jowar/Great Millet)	IRR	46			Taluk Level	7	3558.42	

**Government of Karnataka**  
**Directorate of Economics and Statistics**  
**Hobli Level Average Yield data for Rabi season 2018-19**

S.N	District	Taluk	Insurance Unit (hobli/ GP)	GP/ HOBLI	Crop	IRR_RF	Area_Sown_Ha	No_CCE_Conducted	Average Yield(Kg/Ha)	Name_Of_Higher_Level	No_cce Conducted_Higher	Higher average Yield(Kg/Ha)	Neighbouring Yield
92	Ballari	Hosapete	KAMPLI	Hobli	SUNFLOWER	IRR	11			Taluk Level	4	1286.37	
93	Ballari	Hosapete	KAMPLI	Hobli	SUNFLOWER	RF	0			District Level	80	364.50	
94	Ballari	Kudligi	GUDEKOTE	Hobli	Bengal Gram	IRR	0			Taluk Level	4	952.48	
95	Ballari	Kudligi	HOSAHALLI	Hobli	Bengal Gram	IRR	0			Taluk Level	4	952.48	
96	Ballari	Kudligi	KOTTURU	Hobli	Bengal Gram	IRR	10			Taluk Level	4	952.48	
97	Ballari	Kudligi	GUDEKOTE	Hobli	Bengal Gram	RF	0			Taluk Level	10	561.84	
98	Ballari	Kudligi	HOSAHALLI	Hobli	Bengal Gram	RF	0			Taluk Level	10	561.84	
99	Ballari	Kudligi	KOTTURU	Hobli	Bengal Gram	RF	2088	10	561.84				
100	Ballari	Kudligi	KUDLIGI	Hobli	Bengal Gram	RF	0			Taluk Level	10	561.84	
101	Ballari	Kudligi	KOTTURU	Hobli	Maize (Makka)	IRR	10			Taluk Level	6	3504.08	
102	Ballari	Kudligi	KOTTURU	Hobli	Maize (Makka)	RF	0			District Level	10	1410.68	
103	Ballari	Kudligi	KOTTURU	Hobli	Onion	IRR	15			Taluk Level	6	9580.13	

**Government of Karnataka**  
**Directorate of Economics and Statistics**  
**Hobli Level Average Yield data for Rabi season 2018-19**

S.N	District	Taluk	Insurance Unit (hobli/ GP)	GP/HOBLI	Crop	IRR_RF	Area_Sown_Ha	No_CCE_Co nducted	Average Yield(Kg/Ha)	Name_Of_Higher_Level	No_cce Conducted_Higher	Higher average Yield(Kg/Ha)	Neighbouring Yield
104	Ballari	Kudligi	KOTTURU	Hobli	Sorghum (Jowar/Great Millet)	RF	11			Taluk Level	6	1041.41	
105	Ballari	Kudligi	GUDEKOTE	Hobli	SUNFLOWER	IRR	0			Taluk Level	12	1300.92	
106	Ballari	Kudligi	HOSAHALLI	Hobli	SUNFLOWER	IRR	2			Taluk Level	12	1300.92	
107	Ballari	Kudligi	KOTTURU	Hobli	SUNFLOWER	IRR	80	10	1486.72				
108	Ballari	Kudligi	KUDLIGI	Hobli	SUNFLOWER	IRR	0			Taluk Level	12	1300.92	
109	Ballari	Kudligi	GUDEKOTE	Hobli	SUNFLOWER	RF	0			Taluk Level	8	309.13	
110	Ballari	Kudligi	HOSAHALLI	Hobli	SUNFLOWER	RF	0			Taluk Level	8	309.13	
111	Ballari	Kudligi	KOTTURU	Hobli	SUNFLOWER	RF	435			Taluk Level	8	309.13	
112	Ballari	Kudligi	KUDLIGI	Hobli	SUNFLOWER	RF	0			Taluk Level	8	309.13	
113	Ballari	Kudligi	KOTTURU	Hobli	Wheat	IRR	5			Taluk Level	2	887.85	
114	Ballari	Kurugodu	KURUGODU	Hobli	Bengal Gram	RF	1213			Taluk Level	4	278.15	
115	Ballari	Kurugodu	KURUGODU	Hobli	Maize (Makka)	IRR	0			District Level	73	3443.40	

**Government of Karnataka**  
**Directorate of Economics and Statistics**  
**Hobli Level Average Yield data for Rabi season 2018-19**

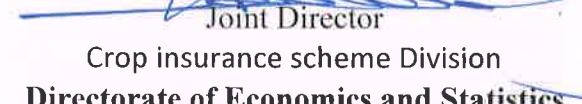
S.N	District	Taluk	Insurance Unit (hobli/ GP)	GP/ HOBLI	Crop	IRR_RF	Area_Sown_Ha	No_CCE_Conducted	Average Yield(Kg/Ha)	Name_Of_Higher_Level	No_cce_Conducted_Higher	Higher average Yield(Kg/Ha)	Neighbouring Yield
116	Ballari	Kurugodu	KURUGODU	Hobli	Maize (Makka)	RF	0			District Level	10	1410.68	
117	Ballari	Kurugodu	KURUGODU	Hobli	Sorghum (Jowar/Great Millet)	RF	222			Taluk Level	2	1152.88	
118	Ballari	Kurugodu	KURUGODU	Hobli	SUNFLOWER	IRR	0			District Level	65	1049.11	
119	Ballari	Kurugodu	KURUGODU	Hobli	SUNFLOWER	RF	0			District Level	80	364.50	
120	Ballari	Sandur	TORANAGALLU	Hobli	Bengal Gram	IRR	127	10	632.04				
121	Ballari	Sandur	TORANAGALLU	Hobli	Maize (Makka)	IRR	9	10	4374.29				
122	Ballari	Sandur	SANDURU	Hobli	Onion	IRR	45			Taluk Level	9	7853.33	
123	Ballari	Sandur	TORANAGALLU	Hobli	SUNFLOWER	IRR	3			Taluk Level	4	958.14	
124	Ballari	Sirguppa	HACHCHOLLI	Hobli	Bengal Gram	IRR	3			Taluk Level	22	752.95	
125	Ballari	Sirguppa	KARURU	Hobli	Bengal Gram	IRR	0			Taluk Level	22	752.95	
126	Ballari	Sirguppa	SIRUGUPPA	Hobli	Bengal Gram	IRR	255	10	766.96				
127	Ballari	Sirguppa	TEKKALAKOTE	Hobli	Bengal Gram	IRR	588	10	754.41				

**Government of Karnataka**  
**Directorate of Economics and Statistics**  
**Hobli Level Average Yield data for Rabi season 2018-19**

S.N	District	Taluk	Insurance Unit (hobli/ GP)	GP/ HOBLI	Crop	IRR _RF	Area_Sown_Ha	No_CCE_Co nducted	Average Yield(Kg/Ha)	Name_Of_Higher_Le vel	No_cce Conducted_Higher	Higher average Yield(Kg/Ha)	Neighbouring Yield
128	Ballari	Sirguppa	TEKKALAKOTE	Hobli	Maize (Makka)	IRR	10			Taluk Level	4	2174.69	
129	Ballari	Sirguppa	TEKKALAKOTE	Hobli	Safflower	RF	2			Taluk Level	2	377.95	
130	Ballari	Sirguppa	HACHCHOLLI	Hobli	Sorghum (Jowar/Great Millet)	IRR	41	10	2424.87				
131	Ballari	Sirguppa	KARURU	Hobli	Sorghum (Jowar/Great Millet)	IRR	1017			Taluk Level	38	2564.07	
132	Ballari	Sirguppa	SIRUGUPPA	Hobli	Sorghum (Jowar/Great Millet)	IRR	340			Taluk Level	38	2564.07	
133	Ballari	Sirguppa	TEKKALAKOTE	Hobli	Sorghum (Jowar/Great Millet)	IRR	300	10	2870.59				
134	Ballari	Sirguppa	HACHCHOLLI	Hobli	Sorghum (Jowar/Great Millet)	RF	1656	10	1002.39				
135	Ballari	Sirguppa	KARURU	Hobli	Sorghum (Jowar/Great Millet)	RF	780	10	1606.11				
136	Ballari	Sirguppa	SIRUGUPPA	Hobli	Sorghum (Jowar/Great Millet)	RF	832	10	663.22				
137	Ballari	Sirguppa	TEKKALAKOTE	Hobli	Sorghum (Jowar/Great Millet)	RF	373	10	418.29				
138	Ballari	Sirguppa	SIRUGUPPA	Hobli	SUNFLOWER	IRR	0			District Level	65	1049.11	
139	Ballari	Sirguppa	TEKKALAKOTE	Hobli	SUNFLOWER	IRR	0			District Level	65	1049.11	

**Government of Karnataka**  
**Directorate of Economics and Statistics**  
**Hobli Level Average Yield data for Rabi season 2018-19**

S.N	District	Taluk	Insurance Unit (hobli/ GP)	GP/ HOBLI	Crop	IRR_RF	Area_Sown_Ha	No_CCE_Conducted	Average Yield(Kg/Ha)	Name_Of_Higher_Level	No_cce_Conducted_Higher	Higher average Yield(Kg/Ha)	Neighbouring Yield
140	Ballari	Sirguppa	HACHCHOLLI	Hobli	SUNFLOWER	RF	512	10	203.43				
141	Ballari	Sirguppa	KARURU	Hobli	SUNFLOWER	RF	574	10	219.68				
142	Ballari	Sirguppa	SIRUGUPPA	Hobli	SUNFLOWER	RF	282	10	357.23				
143	Ballari	Sirguppa	TEKKALAKOTE	Hobli	SUNFLOWER	RF	0			Taluk Level	30	260.11	

  
Joint Director  
Crop insurance scheme Division  
Directorate of Economics and Statistics





**Government of Karnataka**  
**Directorate of Economics and Statistics**  
**Hobli Level Average Yield data for Rabi season 2018-19**

S.N	District	Taluk	Insurance Unit (hobli/ GP)	GP/ HOBLI	Crop	IRR _RF	Area_ Sown _Ha	No_CCE_Co nducted	Average Yield(Kg/Ha)	Name_Of_Higher_Le vel	No_cce Conducted_Higher	Higher average Yield(Kg/Ha)	Neighbouring Yield
1	Belagavi	Athani	ANANTAPURA	Hobli	Bengal Gram	IRR	160	10	698.01				
2	Belagavi	Athani	ATHANI	Hobli	Bengal Gram	IRR	1579			Taluk Level	38	1087.84	
3	Belagavi	Athani	KAGAVADA	Hobli	Bengal Gram	IRR	3730	10	1210.88				
4	Belagavi	Athani	TELASANGA	Hobli	Bengal Gram	IRR	8745	10	1065.10				
5	Belagavi	Athani	ANANTAPURA	Hobli	Bengal Gram	RF	4689	10	507.09				
6	Belagavi	Athani	ATHANI	Hobli	Bengal Gram	RF	220	10	961.32				
7	Belagavi	Athani	KAGAVADA	Hobli	Bengal Gram	RF	1550	10	903.49				
8	Belagavi	Athani	TELASANGA	Hobli	Bengal Gram	RF	10975	10	390.19				
9	Belagavi	Athani	ANANTAPURA	Hobli	Maize (Makka)	RF	0			District Level	4	1507.62	
10	Belagavi	Athani	KAGAVADA	Hobli	Onion	IRR	39	10	10224.00				
11	Belagavi	Athani	TELASANGA	Hobli	Onion	IRR	85	10	14171.20				
12	Belagavi	Athani	ANANTAPURA	Hobli	Sorghum (Jowar/Great Millet)	IRR	0			Taluk Level	10	1483.90	

**Government of Karnataka**  
**Directorate of Economics and Statistics**  
**Hobli Level Average Yield data for Rabi season 2018-19**

S.N	District	Taluk	Insurance Unit (hobli/ GP)	GP/ HOBLI	Crop	IRR_RF	Area_Sown_Ha	No_CCE_Co nducted	Average Yield(Kg/Ha)	Name_Of_Higher_Level	No_cce Conducted Higher	Higher average Yield(Kg/Ha)	Neighbouring Yield
13	Belagavi	Athani	ATHANI	Hobli	Sorghum (Jowar/Great Millet)	IRR	112	10	1483.90				
14	Belagavi	Athani	ANANTAPURA	Hobli	Sorghum (Jowar/Great Millet)	RF	15950	10	560.60				
15	Belagavi	Athani	ATHANI	Hobli	Sorghum (Jowar/Great Millet)	RF	4060			Taluk Level	38	731.08	
16	Belagavi	Athani	KAGAVADA	Hobli	Sorghum (Jowar/Great Millet)	RF	1864	10	1128.50				
17	Belagavi	Athani	TELASANGA	Hobli	Sorghum (Jowar/Great Millet)	RF	7580	10	722.88				
18	Belagavi	Athani	ANANTAPURA	Hobli	Wheat	RF	0			Taluk Level	10	705.00	
19	Belagavi	Athani	TELASANGA	Hobli	Wheat	RF	442	10	705.00				
20	Belagavi	Bailhongal	BAILAHONGALA	Hobli	Bengal Gram	IRR	90			Taluk Level	19	1400.58	
21	Belagavi	Bailhongal	NESARAGI	Hobli	Bengal Gram	IRR	70	10	1489.16				
22	Belagavi	Bailhongal	BAILAHONGALA	Hobli	Horse Gram (kulthi/kultha)	RF	0			District Level	19	436.70	
23	Belagavi	Bailhongal	BAILAHONGALA	Hobli	Maize (Makka)	IRR	460	10	6474.74				
24	Belagavi	Bailhongal	NESARAGI	Hobli	Maize (Makka)	IRR	70	10	4842.60				

38

**Government of Karnataka**  
**Directorate of Economics and Statistics**  
**Hobli Level Average Yield data for Rabi season 2018-19**

S.N	District	Taluk	Insurance Unit (hobli/ GP)	GP/HOBLI	Crop	IRR_RF	Area_Sown_Ha	No_CCE_Co nducted	Average Yield(Kg/Ha)	Name_Of_Higher_Level	No_cce Conducted_Higher	Higher average Yield(Kg/Ha)	Neighbouring Yield
25	Belagavi	Bailhongal	BAILAHONGALA	Hobli	Maize (Makka)	RF	0			District Level	4	1507.62	
26	Belagavi	Bailhongal	NESARAGI	Hobli	Maize (Makka)	RF	0			District Level	4	1507.62	
27	Belagavi	Bailhongal	BAILAHONGALA	Hobli	Safflower	RF	80	10	1724.31				
28	Belagavi	Bailhongal	NESARAGI	Hobli	Safflower	RF	32	10	1976.53				
29	Belagavi	Bailhongal	BAILAHONGALA	Hobli	Sorghum (Jowar/Great Millet)	IRR	92	10	2595.45				
30	Belagavi	Bailhongal	BAILAHONGALA	Hobli	Tomato	NS	135	10	6852.00				
31	Belagavi	Bailhongal	NESARAGI	Hobli	Tomato	NS	93			Taluk Level	19	6597.89	
32	Belagavi	Bailhongal	BAILAHONGALA	Hobli	Wheat	IRR	120	10	2766.33				
33	Belagavi	Bailhongal	NESARAGI	Hobli	Wheat	IRR	90	10	1876.52				
34	Belagavi	Bailhongal	BAILAHONGALA	Hobli	Wheat	RF	715	10	1131.53				
35	Belagavi	Bailhongal	NESARAGI	Hobli	Wheat	RF	420			Taluk Level	19	966.24	
36	Belagavi	Belagavi	BAGEVADI	Hobli	Bengal Gram	RF	824	10	641.53				

**Government of Karnataka**  
**Directorate of Economics and Statistics**  
**Hobli Level Average Yield data for Rabi season 2018-19**

S.N	District	Taluk	Insurance Unit (hobli/ GP)	GP/ HOBLI	Crop	IRR_RF	Area_Sown_Ha	No_CCE_Co nducted	Average Yield(Kg/Ha)	Name_Of_Higher_Level	No_cce Conducted_Higher	Higher average Yield(Kg/Ha)	Neighbouring Yield
37	Belagavi	Belagavi	BELAGAVI	Hobli	Bengal Gram	RF	25	10	276.85				
38	Belagavi	Belagavi	KAKATI	Hobli	Bengal Gram	RF	35			Taluk Level	38	488.41	
39	Belagavi	Belagavi	UCHAGANVA	Hobli	Bengal Gram	RF	90	10	525.44				
40	Belagavi	Belagavi	UCHAGANVA	Hobli	Potato	IRR	268	10	10400.00				
41	Belagavi	Belagavi	BAGEVADI	Hobli	Tomato	NS	90	10	15880.00				
42	Belagavi	Belagavi	BELAGAVI	Hobli	Tomato	NS	0			Taluk Level	10	15880.00	
43	Belagavi	Belagavi	BAGEVADI	Hobli	Wheat	RF	35	10	2775.78				
44	Belagavi	Belagavi	BELAGAVI	Hobli	Wheat	RF	10			Taluk Level	18	2294.63	
45	Belagavi	Belagavi	KAKATI	Hobli	Wheat	RF	0			Taluk Level	18	2294.63	
46	Belagavi	Chikkodi	CHIKKODI	Hobli	Bengal Gram	IRR	154			Taluk Level	28	785.64	
47	Belagavi	Chikkodi	NAGARAMUNNOL I	Hobli	Bengal Gram	IRR	195	10	648.43				
48	Belagavi	Chikkodi	SADALAGA	Hobli	Bengal Gram	IRR	124	10	1139.59				

**Government of Karnataka**  
**Directorate of Economics and Statistics**  
**Hobli Level Average Yield data for Rabi season 2018-19**

S.N	District	Taluk	Insurance Unit (hobli/ GP)	GP/ HOBLI	Crop	IRR_RF	Area_Sown_Ha	No_CCE_Co nducted	Average Yield(Kg/Ha)	Name_Of_Higher_Le vel	No_cce Conducted_Higher	Higher average Yield(Kg/Ha)	Neighbouring Yield
49	Belagavi	Chikkodi	CHIKKODI	Hobli	Bengal Gram	RF	122	10	458.54				
50	Belagavi	Chikkodi	NAGARAMUNNOL I	Hobli	Bengal Gram	RF	545	10	397.80				
51	Belagavi	Chikkodi	SADALAGA	Hobli	Bengal Gram	RF	85			Taluk Level	28	533.18	
52	Belagavi	Chikkodi	CHIKKODI	Hobli	Maize (Makka)	IRR	144	10	5644.72				
53	Belagavi	Chikkodi	NAGARAMUNNOL I	Hobli	Maize (Makka)	IRR	695	10	3652.88				
54	Belagavi	Chikkodi	SADALAGA	Hobli	Maize (Makka)	IRR	91	10	5788.44				
55	Belagavi	Chikkodi	NAGARAMUNNOL I	Hobli	Maize (Makka)	RF	0			District Level	4	1507.62	
56	Belagavi	Chikkodi	NAGARAMUNNOL I	Hobli	Sorghum (Jowar/Great Millet)	IRR	52	10	1611.38				
57	Belagavi	Chikkodi	SADALAGA	Hobli	Sorghum (Jowar/Great Millet)	IRR	875	10	1890.19				
58	Belagavi	Chikkodi	CHIKKODI	Hobli	Wheat	RF	0			District Level	131	881.42	
59	Belagavi	Chikkodi	NAGARAMUNNOL I	Hobli	Wheat	RF	0			District Level	131	881.42	
60	Belagavi	Chikkodi	SADALAGA	Hobli	Wheat	RF	0			District Level	131	881.42	

**Government of Karnataka**  
**Directorate of Economics and Statistics**  
**Hobli Level Average Yield data for Rabi season 2018-19**

S.N	District	Taluk	Insurance Unit (hobli/ GP)	GP/ HOBLI	Crop	IRR _RF	Area_Sown_Ha	No_CCE_Co nducted	Average Yield(Kg/Ha)	Name_Of_Higher_Le vel	No_cce Conducted_Higher	Higher average Yield(Kg/Ha)	Neighbouring Yield
61	Belagavi	Gokak	ARABHANVI	Hobli	Bengal Gram	IRR	596	10	1067.45				
62	Belagavi	Gokak	GOKAKA	Hobli	Bengal Gram	IRR	1846	10	1087.45				
63	Belagavi	Gokak	KOWJALAGI	Hobli	Bengal Gram	IRR	2211			Taluk Level	26	1146.38	
64	Belagavi	Gokak	GOKAKA	Hobli	Bengal Gram	RF	8			Taluk Level	5	852.35	
65	Belagavi	Gokak	KOWJALAGI	Hobli	Bengal Gram	RF	4			Taluk Level	5	852.35	
66	Belagavi	Gokak	KOWJALAGI	Hobli	Linseed	RF	0			District Level	10	365.40	
67	Belagavi	Gokak	GOKAKA	Hobli	Maize (Makka)	RF	0			District Level	4	1507.62	
68	Belagavi	Gokak	KOWJALAGI	Hobli	Maize (Makka)	RF	0			District Level	4	1507.62	
69	Belagavi	Gokak	GOKAKA	Hobli	Safflower	RF	0			District Level	107	804.97	
70	Belagavi	Gokak	KOWJALAGI	Hobli	Safflower	RF	0			District Level	107	804.97	
71	Belagavi	Gokak	ARABHANVI	Hobli	Sorghum (Jowar/Great Millet)	IRR	0			Taluk Level	2	2063.52	
72	Belagavi	Gokak	GOKAKA	Hobli	Sorghum (Jowar/Great Millet)	IRR	0			Taluk Level	2	2063.52	

**Government of Karnataka**  
**Directorate of Economics and Statistics**  
**Hobli Level Average Yield data for Rabi season 2018-19**

S.N	District	Taluk	Insurance Unit (hobli/ GP)	GP/ HOBLI	Crop	IRR_RF	Area_Sown_Ha	No_CCE_Conducted	Average Yield(Kg/Ha)	Name_Of_Higher_Level	No_cce_Conducted_Higher	Higher average Yield(Kg/Ha)	Neighbouring Yield
73	Belagavi	Gokak	KOWJALAGI	Hobli	Sorghum (Jowar/Great Millet)	IRR	2			Taluk Level	2	2063.52	
74	Belagavi	Gokak	GOKAKA	Hobli	Sorghum (Jowar/Great Millet)	RF	1363	10	1101.84				
75	Belagavi	Gokak	KOWJALAGI	Hobli	Sorghum (Jowar/Great Millet)	RF	1569	10	1508.42				
76	Belagavi	Gokak	ARABHANVI	Hobli	SUNFLOWER	IRR	300	10	2420.20				
77	Belagavi	Gokak	GOKAKA	Hobli	SUNFLOWER	IRR	262	10	952.45				
78	Belagavi	Gokak	KOWJALAGI	Hobli	SUNFLOWER	IRR	152	10	757.40				
79	Belagavi	Gokak	GOKAKA	Hobli	SUNFLOWER	RF	0			Taluk Level	7	474.35	
80	Belagavi	Gokak	KOWJALAGI	Hobli	SUNFLOWER	RF	30			Taluk Level	7	474.35	
81	Belagavi	Gokak	GOKAKA	Hobli	Wheat	RF	0			District Level	131	881.42	
82	Belagavi	Gokak	KOWJALAGI	Hobli	Wheat	RF	0			District Level	131	881.42	
83	Belagavi	Hukkeri	HUKKERI	Hobli	Bengal Gram	IRR	123	10	825.70				
84	Belagavi	Hukkeri	YAMAKANAMARD I	Hobli	Bengal Gram	IRR	29			Taluk Level	18	690.46	

**Government of Karnataka**  
**Directorate of Economics and Statistics**  
**Hobli Level Average Yield data for Rabi season 2018-19**

S.N	District	Taluk	Insurance Unit (hobli/ GP)	GP/ HOBLI	Crop	IRR _RF	Area _Sown _Ha	No _CCE _Co nducted	Average Yield(Kg/Ha)	Name _Of _Higher _Le vel	No _cce Conducted _Higher	Higher average Yield(Kg/Ha)	Neighbouring Yield
85	Belagavi	Hukkeri	HUKKERI	Hobli	Bengal Gram	RF	145			Taluk Level	24	839.49	
86	Belagavi	Hukkeri	SANKESHVARA	Hobli	Bengal Gram	RF	1269	10	811.35				
87	Belagavi	Hukkeri	YAMAKANAMARD I	Hobli	Bengal Gram	RF	158			Taluk Level	24	839.49	
88	Belagavi	Hukkeri	HUKKERI	Hobli	Maize (Makka)	IRR	840	10	1901.17				
89	Belagavi	Hukkeri	SANKESHVARA	Hobli	Maize (Makka)	IRR	603	10	5517.18				
90	Belagavi	Hukkeri	YAMAKANAMARD I	Hobli	Maize (Makka)	IRR	122	10	6143.92				
91	Belagavi	Hukkeri	HUKKERI	Hobli	Sorghum (Jowar/Great Millet)	IRR	88	10	909.78				
92	Belagavi	Hukkeri	SANKESHVARA	Hobli	Sorghum (Jowar/Great Millet)	IRR	144	10	2898.10				
93	Belagavi	Hukkeri	HUKKERI	Hobli	Wheat	IRR	328	10	1015.57				
94	Belagavi	Hukkeri	SANKESHVARA	Hobli	Wheat	IRR	315	10	1196.25				
95	Belagavi	Hukkeri	YAMAKANAMARD I	Hobli	Wheat	IRR	21	10	852.49				
96	Belagavi	Kittur	KITTURA	Hobli	Bengal Gram	IRR	0			District Level	238	939.14	



**Government of Karnataka**  
**Directorate of Economics and Statistics**  
**Hobli Level Average Yield data for Rabi season 2018-19**

S.N	District	Taluk	Insurance Unit (hobli/ GP)	GP/ HOBLI	Crop	IRR_RF	Area_Sown_Ha	No_CCE_Co nducted	Average Yield(Kg/Ha)	Name_Of_Higher_Level	No_cce Conducted_Higher	Higher average Yield(Kg/Ha)	Neighbouring Yield
97	Belagavi	Kittur	KITTURA	Hobli	Horse Gram (kulthi/kultha)	RF	38			Taluk Level	9	498.66	
98	Belagavi	Kittur	KITTURA	Hobli	Maize (Makka)	IRR	120	10	3758.50				
99	Belagavi	Kittur	KITTURA	Hobli	Safflower	RF	52	10	1307.67				
100	Belagavi	Kittur	KITTURA	Hobli	Tomato	NS	85	10	11520.00				
101	Belagavi	Kittur	KITTURA	Hobli	Wheat	IRR	85	10	1854.35				
102	Belagavi	Kittur	KITTURA	Hobli	Wheat	RF	0			District Level	131	881.42	
103	Belagavi	Nippani	NIPPANI	Hobli	Bengal Gram	IRR	127	10	888.47				
104	Belagavi	Nippani	NIPPANI	Hobli	Bengal Gram	RF	131			Taluk Level	9	735.22	
105	Belagavi	Nippani	NIPPANI	Hobli	Sorghum (Jowar/Great Millet)	IRR	185	10	2393.68				
106	Belagavi	Nippani	NIPPANI	Hobli	Wheat	RF	0			District Level	131	881.42	
107	Belagavi	Raibag	KUDACHI	Hobli	Bengal Gram	IRR	1754	10	1054.68				
108	Belagavi	Raibag	RAYABAGA	Hobli	Bengal Gram	IRR	1272	10	883.15				

**Government of Karnataka**  
**Directorate of Economics and Statistics**  
**Hobli Level Average Yield data for Rabi season 2018-19**

S.N	District	Taluk	Insurance Unit (hobli/ GP)	GP/ HOBLI	Crop	IRR_RF	Area_Sown_Ha	No_CCE_Co nducted	Average Yield(Kg/Ha)	Name_Of_Higher_Level	No_cce Conducted_Higher	Higher average Yield(Kg/Ha)	Neighbouring Yield
109	Belagavi	Raibag	KUDACHI	Hobli	Bengal Gram	RF	0			District Level	528	765.58	
110	Belagavi	Raibag	RAYABAGA	Hobli	Bengal Gram	RF	0			District Level	528	765.58	
111	Belagavi	Raibag	KUDACHI	Hobli	Maize (Makka)	IRR	2811	10	7197.14				
112	Belagavi	Raibag	RAYABAGA	Hobli	Maize (Makka)	IRR	2927	10	4308.72				
113	Belagavi	Raibag	RAYABAGA	Hobli	Maize (Makka)	RF	6			Taluk Level	4	1507.62	
114	Belagavi	Raibag	KUDACHI	Hobli	Sorghum (Jowar/Great Millet)	IRR	142	10	1165.11				
115	Belagavi	Raibag	RAYABAGA	Hobli	Sorghum (Jowar/Great Millet)	IRR	3			Taluk Level	16	1259.26	
116	Belagavi	Raibag	KUDACHI	Hobli	Sorghum (Jowar/Great Millet)	RF	0			Taluk Level	6	622.79	
117	Belagavi	Raibag	RAYABAGA	Hobli	Sorghum (Jowar/Great Millet)	RF	4			Taluk Level	6	622.79	
118	Belagavi	Raibag	KUDACHI	Hobli	Wheat	RF	0			Taluk Level	4	839.66	
119	Belagavi	Raibag	RAYABAGA	Hobli	Wheat	RF	6			Taluk Level	4	839.66	
120	Belagavi	Ramadurg	K CHANDARAGI	Hobli	Bengal Gram	IRR	1100			Taluk Level	39	776.05	

**Government of Karnataka**  
**Directorate of Economics and Statistics**  
**Hobli Level Average Yield data for Rabi season 2018-19**

S.N	District	Taluk	Insurance Unit (hobli/ GP)	GP/ HOBLI	Crop	IRR_RF	Area_Sown_Ha	No_CCE_Co nducted	Average Yield(Kg/Ha)	Name_Of_Higher_Level	No_cce Conducted_Higher	Higher average Yield(Kg/Ha)	Neighbouring Yield
121	Belagavi	Ramadurg	KATAKOLA	Hobli	Bengal Gram	IRR	1080	10	751.82				
122	Belagavi	Ramadurg	MUDAKAVI	Hobli	Bengal Gram	IRR	1060	10	854.47				
123	Belagavi	Ramadurg	SUREBANA	Hobli	Bengal Gram	IRR	1075	10	587.92				
124	Belagavi	Ramadurg	K CHANDARAGI	Hobli	Bengal Gram	RF	5482	10	694.82				
125	Belagavi	Ramadurg	KATAKOLA	Hobli	Bengal Gram	RF	4155			Taluk Level	37	534.61	
126	Belagavi	Ramadurg	MUDAKAVI	Hobli	Bengal Gram	RF	3238			Taluk Level	37	534.61	
127	Belagavi	Ramadurg	SUREBANA	Hobli	Bengal Gram	RF	3355	10	297.78				
128	Belagavi	Ramadurg	K CHANDARAGI	Hobli	Maize (Makka)	IRR	35	10	3096.38				
129	Belagavi	Ramadurg	KATAKOLA	Hobli	Maize (Makka)	IRR	85	10	3314.09				
130	Belagavi	Ramadurg	MUDAKAVI	Hobli	Maize (Makka)	IRR	65	10	3244.34				
131	Belagavi	Ramadurg	SUREBANA	Hobli	Maize (Makka)	IRR	140	10	4990.07				
132	Belagavi	Ramadurg	K CHANDARAGI	Hobli	Safflower	RF	114	10	287.11				

**Government of Karnataka**  
**Directorate of Economics and Statistics**  
**Hobli Level Average Yield data for Rabi season 2018-19**

S.N	District	Taluk	Insurance Unit (hobli/ GP)	GP/ HOBLI	Crop	IRR_RF	Area_Sown_Ha	No_CCE_Co nducted	Average Yield(Kg/Ha)	Name_Of_Higher_Level	No_cce Conducted_Higher	Higher average Yield(Kg/Ha)	Neighbouring Yield
133	Belagavi	Ramadurg	KATAKOLA	Hobli	Safflower	RF	65	10	354.44				
134	Belagavi	Ramadurg	MUDAKAVI	Hobli	Safflower	RF	45			Taluk Level	37	456.05	
135	Belagavi	Ramadurg	SUREBANA	Hobli	Safflower	RF	51			Taluk Level	37	456.05	
136	Belagavi	Ramadurg	K CHANDARAGI	Hobli	SUNFLOWER	IRR	230	10	932.14				
137	Belagavi	Ramadurg	KATAKOLA	Hobli	SUNFLOWER	IRR	315	10	926.64				
138	Belagavi	Ramadurg	MUDAKAVI	Hobli	SUNFLOWER	IRR	255	10	940.30				
139	Belagavi	Ramadurg	SUREBANA	Hobli	SUNFLOWER	IRR	340	10	945.87				
140	Belagavi	Ramadurg	K CHANDARAGI	Hobli	SUNFLOWER	RF	198	10	394.67				
141	Belagavi	Ramadurg	KATAKOLA	Hobli	SUNFLOWER	RF	235			Taluk Level	32	371.80	
142	Belagavi	Ramadurg	MUDAKAVI	Hobli	SUNFLOWER	RF	192			Taluk Level	32	371.80	
143	Belagavi	Ramadurg	SUREBANA	Hobli	SUNFLOWER	RF	250	10	383.21				
144	Belagavi	Ramadurg	K CHANDARAGI	Hobli	Wheat	RF	210	10	271.35				

**Government of Karnataka**  
**Directorate of Economics and Statistics**  
**Hobli Level Average Yield data for Rabi season 2018-19**

S.N	District	Taluk	Insurance Unit (hobli/ GP)	GP/ HOBLI	Crop	IRR_RF	Area_Sown_Ha	No_CCE_Co nducted	Average Yield(Kg/Ha)	Name_Of_Higher_Level	No_cce Conducted_Higher	Higher average Yield(Kg/Ha)	Neighbouring Yield
145	Belagavi	Ramadurg	KATAKOLA	Hobli	Wheat	RF	160	10	338.99				
146	Belagavi	Ramadurg	MUDAKAVI	Hobli	Wheat	RF	164	10	364.38				
147	Belagavi	Ramadurg	SUREBANA	Hobli	Wheat	RF	146	10	215.36				
148	Belagavi	Savadatti	MUNAVALLI	Hobli	Bengal Gram	IRR	1900	10	567.28				
149	Belagavi	Savadatti	MURAGODA	Hobli	Bengal Gram	IRR	306	10	1022.30				
150	Belagavi	Savadatti	SAVADATTI	Hobli	Bengal Gram	IRR	556	10	845.61				
151	Belagavi	Savadatti	YARAGATTI	Hobli	Bengal Gram	IRR	1014	10	845.38				
152	Belagavi	Savadatti	YARAGATTI	Hobli	Horse Gram (kulthi/kultha)	RF	86	10	380.93				
153	Belagavi	Savadatti	YARAGATTI	Hobli	Linseed	RF	85	10	365.40				
154	Belagavi	Savadatti	MUNAVALLI	Hobli	Maize (Makka)	IRR	322	10	4774.85				
155	Belagavi	Savadatti	MURAGODA	Hobli	Maize (Makka)	IRR	186	10	3685.76				
156	Belagavi	Savadatti	SAVADATTI	Hobli	Maize (Makka)	IRR	72	10	4308.52				

**Government of Karnataka**  
**Directorate of Economics and Statistics**  
**Hobli Level Average Yield data for Rabi season 2018-19**

S.N	District	Taluk	Insurance Unit (hobli/ GP)	GP/ HOBLI	Crop	IRR_RF	Area_Sown_Ha	No_CCE_Co nducted	Average Yield(Kg/Ha)	Name_Of_Higher_Level	No_cce Conducted_Higher	Higher average Yield(Kg/Ha)	Neighbouring Yield
157	Belagavi	Savadatti	YARAGATTI	Hobli	Maize (Makka)	IRR	340	10	3070.01				
158	Belagavi	Savadatti	MURAGODA	Hobli	Maize (Makka)	RF	0			District Level	4	1507.62	
159	Belagavi	Savadatti	YARAGATTI	Hobli	Maize (Makka)	RF	0			District Level	4	1507.62	
160	Belagavi	Savadatti	MUNAVALLI	Hobli	Safflower	RF	106	10	416.69				
161	Belagavi	Savadatti	MURAGODA	Hobli	Safflower	RF	195	10	510.31				
162	Belagavi	Savadatti	SAVADATTI	Hobli	Safflower	RF	75	10	370.96				
163	Belagavi	Savadatti	YARAGATTI	Hobli	Safflower	RF	343	10	619.32				
164	Belagavi	Savadatti	MUNAVALLI	Hobli	Sorghum (Jowar/Great Millet)	IRR	568	10	2434.04				
165	Belagavi	Savadatti	MURAGODA	Hobli	Sorghum (Jowar/Great Millet)	IRR	0			Taluk Level	29	2096.09	
166	Belagavi	Savadatti	SAVADATTI	Hobli	Sorghum (Jowar/Great Millet)	IRR	44			Taluk Level	29	2096.09	
167	Belagavi	Savadatti	YARAGATTI	Hobli	Sorghum (Jowar/Great Millet)	IRR	189	10	1771.88				
168	Belagavi	Savadatti	MUNAVALLI	Hobli	SUNFLOWER	IRR	563	10	1339.49				

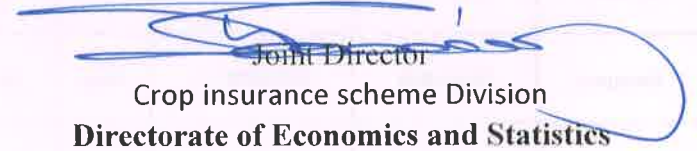
**Government of Karnataka**  
**Directorate of Economics and Statistics**  
**Hobli Level Average Yield data for Rabi season 2018-19**

S.N	District	Taluk	Insurance Unit (hobli/ GP)	GP/ HOBLI	Crop	IRR_RF	Area_Sown_Ha	No_CCE_Co nducted	Average Yield(Kg/Ha)	Name_Of_Higher_Level	No_cce Conducted_Higher	Higher average Yield(Kg/Ha)	Neighbouring Yield
169	Belagavi	Savadatti	SAVADATTI	Hobli	SUNFLOWER	IRR	10	10	969.90				
170	Belagavi	Savadatti	YARAGATTI	Hobli	SUNFLOWER	IRR	38	10	979.77				
171	Belagavi	Savadatti	MUNAVALLI	Hobli	SUNFLOWER	RF	1602	10	521.20				
172	Belagavi	Savadatti	MURAGODA	Hobli	SUNFLOWER	RF	0			Taluk Level	30	558.46	
173	Belagavi	Savadatti	SAVADATTI	Hobli	SUNFLOWER	RF	9	10	581.80				
174	Belagavi	Savadatti	YARAGATTI	Hobli	SUNFLOWER	RF	11	10	572.37				
175	Belagavi	Savadatti	MURAGODA	Hobli	Tomato	NS	11			Taluk Level	9	2824.84	
176	Belagavi	Savadatti	MUNAVALLI	Hobli	Wheat	IRR	1455	10	1233.86				
177	Belagavi	Savadatti	MURAGODA	Hobli	Wheat	IRR	407	10	2292.82				
178	Belagavi	Savadatti	SAVADATTI	Hobli	Wheat	IRR	1471	10	1147.97				
179	Belagavi	Savadatti	YARAGATTI	Hobli	Wheat	IRR	1311	10	1565.41				
180	Belagavi	Savadatti	MUNAVALLI	Hobli	Wheat	RF	1868	10	737.32				

*B.c*

**Government of Karnataka**  
**Directorate of Economics and Statistics**  
**Hobli Level Average Yield data for Rabi season 2018-19**

S.N	District	Taluk	Insurance Unit (hobli/ GP)	GP/ HOBLI	Crop	IRR_RF	Area_Sown_Ha	No_CCE_Co nducted	Average Yield(Kg/Ha)	Name_Of_Higher_Level	No_cce Conducted_Higher	Higher average Yield(Kg/Ha)	Neighbouring Yield
181	Belagavi	Savadatti	MURAGODA	Hobli	Wheat	RF	586	10	960.06				
182	Belagavi	Savadatti	SAVADATTI	Hobli	Wheat	RF	893	10	721.47				
183	Belagavi	Savadatti	YARAGATTI	Hobli	Wheat	RF	98	10	930.64				

  
 Joint Director  
 Crop insurance scheme Division  
 Directorate of Economics and Statistics





**Government of Karnataka**  
**Directorate of Economics and Statistics**

**Hobli Level Average Yield data for Rabi season 2018-19**

S.N	District	Taluk	Insurance Unit (hobli/ GP)	GP/ HOBLI	Crop	IRR_RF	Area_Sown_Ha	No_CCE_Co nducted	Average Yield(Kg/Ha)	Name_Of_Higher_Level	No_cce Conducted_Higher	Higher average Yield(Kg/Ha)	Neighbouring Yield
1	Bidar	Aurad	DABAKA	Hobli	Bengal Gram	IRR	61			Taluk Level	48	437.52	
2	Bidar	Aurad	KAMALANAGARA	Hobli	Bengal Gram	IRR	82	10	681.09				
3	Bidar	Aurad	OWRADABI	Hobli	Bengal Gram	IRR	91	10	366.67				
4	Bidar	Aurad	SANTAPURA	Hobli	Bengal Gram	IRR	121	10	331.25				
5	Bidar	Aurad	TANAKUSANURA	Hobli	Bengal Gram	IRR	103	10	335.92				
6	Bidar	Aurad	CHINTAKI	Hobli	Safflower	RF	58			Taluk Level	36	1416.13	
7	Bidar	Aurad	DABAKA	Hobli	Safflower	RF	186			Taluk Level	36	1416.13	
8	Bidar	Aurad	KAMALANAGARA	Hobli	Safflower	RF	141			Taluk Level	36	1416.13	
9	Bidar	Aurad	OWRADABI	Hobli	Safflower	RF	76			Taluk Level	36	1416.13	
10	Bidar	Aurad	SANTAPURA	Hobli	Safflower	RF	250	10	1120.18				
11	Bidar	Aurad	TANAKUSANURA	Hobli	Safflower	RF	82			Taluk Level	36	1416.13	

**Government of Karnataka**  
**Directorate of Economics and Statistics**  
**Hobli Level Average Yield data for Rabi season 2018-19**

S.N	District	Taluk	Insurance Unit (hobli/ GP)	GP/ HOBLI	Crop	IRR_RF	Area_Sown_Ha	No_CCE_Co nducted	Average Yield(Kg/Ha)	Name_Of_Higher_Level	No_cce Conducted_Higher	Higher average Yield(Kg/Ha)	Neighbouring Yield
12	Bidar	Aurad	DABAKA	Hobli	Sorghum (Jowar/Great Millet)	IRR	2			Taluk Level	45	839.02	
13	Bidar	Aurad	KAMALANAGARA	Hobli	Sorghum (Jowar/Great Millet)	IRR	85	10	1366.88				
14	Bidar	Aurad	OWRADABI	Hobli	Sorghum (Jowar/Great Millet)	IRR	75			Taluk Level	45	839.02	
15	Bidar	Aurad	SANTAPURA	Hobli	Sorghum (Jowar/Great Millet)	IRR	84	10	739.75				
16	Bidar	Aurad	TANAKUSANURA	Hobli	Sorghum (Jowar/Great Millet)	IRR	73	10	698.85				
17	Bidar	Aurad	SANTAPURA	Hobli	SUNFLOWER	RF	0			State Level	682	303.81	
18	Bidar	Aurad	DABAKA	Hobli	Wheat	IRR	8					864.87	Y
19	Bidar	Aurad	KAMALANAGARA	Hobli	Wheat	IRR	8			Taluk Level	8	864.87	
20	Bidar	Aurad	SANTAPURA	Hobli	Wheat	IRR	6			Taluk Level	8	864.87	
21	Bidar	Aurad	DABAKA	Hobli	Wheat	RF	0			Taluk Level	8	766.78	
22	Bidar	Aurad	KAMALANAGARA	Hobli	Wheat	RF	10			Taluk Level	8	766.78	

**Government of Karnataka  
Directorate of Economics and Statistics**

**Hobli Level Average Yield data for Rabi season 2018-19**

S.N	District	Taluk	Insurance Unit (hobli/ GP)	GP/ HOBLI	Crop	IRR_RF	Area_Sown_Ha	No_CCE_Conducted	Average Yield(Kg/Ha)	Name_Of_Higher_Level	No_cce_Conducted_Higher	Higher average Yield(Kg/Ha)	Neighbouring Yield
23	Bidar	Aurad	SANTAPURA	Hobli	Wheat	RF	9					858.67	Y
24	Bidar	Aurad	TANAKUSANURA	Hobli	Wheat	RF	5					766.78	Y
25	Bidar	Basavakalyan	BASAVAKALYANA	Hobli	Bengal Gram	IRR	10	10	660.77				
26	Bidar	Basavakalyan	HULASURA	Hobli	Bengal Gram	IRR	15	10	576.18				
27	Bidar	Basavakalyan	KOHINURA	Hobli	Bengal Gram	IRR	259	10	718.15				
28	Bidar	Basavakalyan	MANTALA	Hobli	Bengal Gram	IRR	1073	10	611.29				
29	Bidar	Basavakalyan	MUDABI	Hobli	Bengal Gram	IRR	15	10	751.21				
30	Bidar	Basavakalyan	RAJESHVARA	Hobli	Bengal Gram	IRR	375	10	980.41				
31	Bidar	Basavakalyan	BASAVAKALYANA	Hobli	Safflower	RF	115			Taluk Level	34	548.70	
32	Bidar	Basavakalyan	HULASURA	Hobli	Safflower	RF	485	10	787.65				
33	Bidar	Basavakalyan	KOHINURA	Hobli	Safflower	RF	470	10	342.37				

**Government of Karnataka  
Directorate of Economics and Statistics**

**Hobli Level Average Yield data for Rabi season 2018-19**

S.N	District	Taluk	Insurance Unit (hobli/ GP)	GP/ HOBLI	Crop	IRR _RF	Area_Sown_Ha	No_CCE_Co nducted	Average Yield(Kg/Ha)	Name_Of_Higher_Le vel	No_cce Conducted_Higher	Higher average Yield(Kg/Ha)	Neighbouring Yield
34	Bidar	Basavakalyan	MANTALA	Hobli	Safflower	RF	2			Taluk Level	34	548.70	
35	Bidar	Basavakalyan	MUDABI	Hobli	Safflower	RF	35			Taluk Level	34	548.70	
36	Bidar	Basavakalyan	RAJESHVARA	Hobli	Safflower	RF	15			Taluk Level	34	548.70	
37	Bidar	Basavakalyan	BASAVAKALYANA	Hobli	SUNFLOWER	IRR	0			State Level	651	984.78	
38	Bidar	Basavakalyan	HULASURA	Hobli	SUNFLOWER	IRR	0			State Level	651	984.78	
39	Bidar	Basavakalyan	KOHINURA	Hobli	SUNFLOWER	IRR	0			State Level	651	984.78	
40	Bidar	Basavakalyan	BASAVAKALYANA	Hobli	SUNFLOWER	RF	0			State Level	682	303.81	
41	Bidar	Basavakalyan	HULASURA	Hobli	SUNFLOWER	RF	0			State Level	682	303.81	
42	Bidar	Basavakalyan	KOHINURA	Hobli	SUNFLOWER	RF	0			State Level	682	303.81	
43	Bidar	Basavakalyan	MANTALA	Hobli	SUNFLOWER	RF	0			State Level	682	303.81	
44	Bidar	Basavakalyan	MUDABI	Hobli	SUNFLOWER	RF	0			State Level	682	303.81	
45	Bidar	Basavakalyan	RAJESHVARA	Hobli	SUNFLOWER	RF	0			State Level	682	303.81	

**Government of Karnataka**  
**Directorate of Economics and Statistics**

**Hobli Level Average Yield data for Rabi season 2018-19**

S.N	District	Taluk	Insurance Unit (hobli/ GP)	GP/ HOBLI	Crop	IRR_RF	Area_Sown_Ha	No_CCE_Conducted	Average Yield(Kg/Ha)	Name_Of_Higher_Level	No_cce_Conducted_Higher	Higher average Yield(Kg/Ha)	Neighbouring Yield
46	Bidar	Basavakalyan	BASAVAKALYANA	Hobli	Wheat	IRR	166	10	1257.00				
47	Bidar	Basavakalyan	HULASURA	Hobli	Wheat	IRR	326	10	919.00				
48	Bidar	Basavakalyan	KOHINURA	Hobli	Wheat	IRR	63	10	1021.80				
49	Bidar	Basavakalyan	MANTALA	Hobli	Wheat	IRR	143			Taluk Level	56	1071.98	
50	Bidar	Basavakalyan	MUDABI	Hobli	Wheat	IRR	152	10	911.21				
51	Bidar	Basavakalyan	RAJESHVARA	Hobli	Wheat	IRR	130			Taluk Level	56	1071.98	
52	Bidar	Basavakalyan	BASAVAKALYANA	Hobli	Wheat	RF	2			Taluk Level	6	844.94	
53	Bidar	Basavakalyan	HULASURA	Hobli	Wheat	RF	2					768.37	Y
54	Bidar	Basavakalyan	KOHINURA	Hobli	Wheat	RF	2			Taluk Level	6	844.94	
55	Bidar	Basavakalyan	MANTALA	Hobli	Wheat	RF	2			Taluk Level	6	844.94	
56	Bidar	Bhalki	BHALKI	Hobli	Bengal Gram	IRR	822			Taluk Level	55	435.36	
57	Bidar	Bhalki	HALABARGA	Hobli	Bengal Gram	IRR	1037			Taluk Level	55	435.36	

**Government of Karnataka  
Directorate of Economics and Statistics**

**Hobli Level Average Yield data for Rabi season 2018-19**

S.N	District	Taluk	Insurance Unit (hobli/ GP)	GP/ HOBLI	Crop	IRR_RF	Area_Sown_Ha	No_CCE_Co nducted	Average Yield(Kg/Ha)	Name_Of_Higher_Level	No_cce Conducted_Higher	Higher average Yield(Kg/Ha)	Neighbouring Yield
58	Bidar	Bhalki	KHATAKA CHINCHULI	Hobli	Bengal Gram	IRR	374	10	269.20				
59	Bidar	Bhalki	LAKHANAGANVA	Hobli	Bengal Gram	IRR	890	10	572.45				
60	Bidar	Bhalki	NITTURABH	Hobli	Bengal Gram	IRR	977	10	273.46				
61	Bidar	Bhalki	SAYAGANVA	Hobli	Bengal Gram	IRR	832			Taluk Level	55	435.36	
62	Bidar	Bhalki	BHALKI	Hobli	Safflower	RF	28			Taluk Level	40	646.74	
63	Bidar	Bhalki	HALABARGA	Hobli	Safflower	RF	18			Taluk Level	40	646.74	
64	Bidar	Bhalki	KHATAKA CHINCHULI	Hobli	Safflower	RF	23			Taluk Level	40	646.74	
65	Bidar	Bhalki	LAKHANAGANVA	Hobli	Safflower	RF	192			Taluk Level	40	646.74	
66	Bidar	Bhalki	NITTURABH	Hobli	Safflower	RF	10			Taluk Level	40	646.74	
67	Bidar	Bhalki	SAYAGANVA	Hobli	Safflower	RF	190	10	465.81				
68	Bidar	Bhalki	BHALKI	Hobli	Sorghum (Jowar/Great Millet)	IRR	6			Taluk Level	55	660.00	
69	Bidar	Bhalki	HALABARGA	Hobli	Sorghum (Jowar/Great Millet)	IRR	235	10	534.13				

**Government of Karnataka**  
**Directorate of Economics and Statistics**

**Hobli Level Average Yield data for Rabi season 2018-19**

S.N	District	Taluk	Insurance Unit (hobli/ GP)	GP/ HOBLI	Crop	IRR_RF	Area_Sown_Ha	No_CCE_Conducted	Average Yield(Kg/Ha)	Name_Of_Higher_Level	No_cce_Conducted_Higher	Higher average Yield(Kg/Ha)	Neighbouring Yield
70	Bidar	Bhalki	KHATAKA CHINCHULI	Hobli	Sorghum (Jowar/Great Millet)	IRR	229	10	548.44				
71	Bidar	Bhalki	LAKHANAGANVA	Hobli	Sorghum (Jowar/Great Millet)	IRR	252	10	783.22				
72	Bidar	Bhalki	NITTURABH	Hobli	Sorghum (Jowar/Great Millet)	IRR	258	10	593.38				
73	Bidar	Bhalki	SAYAGANVA	Hobli	Sorghum (Jowar/Great Millet)	IRR	255	10	988.66				
74	Bidar	Bhalki	BHALKI	Hobli	Wheat	IRR	36	10	981.30				
75	Bidar	Bhalki	HALABARGA	Hobli	Wheat	IRR	17	10	1009.34				
76	Bidar	Bhalki	KHATAKA CHINCHULI	Hobli	Wheat	IRR	8			Taluk Level	58	864.59	
77	Bidar	Bhalki	LAKHANAGANVA	Hobli	Wheat	IRR	43	10	802.80				
78	Bidar	Bhalki	NITTURABH	Hobli	Wheat	IRR	14	10	788.16				
79	Bidar	Bhalki	SAYAGANVA	Hobli	Wheat	IRR	15	10	1121.49				
80	Bidar	Bhalki	BHALKI	Hobli	Wheat	RF	2					590.14	Y
81	Bidar	Bhalki	HALABARGA	Hobli	Wheat	RF	4					514.89	Y

**Government of Karnataka  
Directorate of Economics and Statistics**

**Hobli Level Average Yield data for Rabi season 2018-19**

S.N	District	Taluk	Insurance Unit (hobli/ GP)	GP/ HOBLI	Crop	IRR_RF	Area_Sown_Ha	No_CCE_Co nducted	Average Yield(Kg/Ha)	Name_Of_Higher_Level	No_cce Conducted_Higher	Higher average Yield(Kg/Ha)	Neighbouring Yield
82	Bidar	Bhalki	LAKHANAGANVA	Hobli	Wheat	RF	1					723.48	Y
83	Bidar	Bhalki	NITTURABH	Hobli	Wheat	RF	0					784.21	Y
84	Bidar	Bhalki	SAYAGANVA	Hobli	Wheat	RF	6					669.35	Y
85	Bidar	Bidar	BAGADALA	Hobli	Bengal Gram	IRR	197	10	391.72				
86	Bidar	Bidar	BEEDARA UTTARA	Hobli	Bengal Gram	IRR	221	10	355.39				
87	Bidar	Bidar	BEEDARADAKSHI NA	Hobli	Bengal Gram	IRR	6			Taluk Level	44	467.87	
88	Bidar	Bidar	JANAVADA	Hobli	Bengal Gram	IRR	349	10	633.18				
89	Bidar	Bidar	KAMATANA	Hobli	Bengal Gram	IRR	10			Taluk Level	44	467.87	
90	Bidar	Bidar	BAGADALA	Hobli	Safflower	RF	11			Taluk Level	32	908.92	
91	Bidar	Bidar	BEEDARA UTTARA	Hobli	Safflower	RF	229			Taluk Level	32	908.92	
92	Bidar	Bidar	JANAVADA	Hobli	Safflower	RF	11			Taluk Level	32	908.92	
93	Bidar	Bidar	KAMATANA	Hobli	Safflower	RF	6			Taluk Level	32	908.92	



**Government of Karnataka**  
**Directorate of Economics and Statistics**

**Hobli Level Average Yield data for Rabi season 2018-19**

S.N	District	Taluk	Insurance Unit (hobli/ GP)	GP/ HOBLI	Crop	IRR_RF	Area_Sown_Ha	No_CCE_Conducted	Average Yield(Kg/Ha)	Name_Of_Higher_Level	No_cce_Conducted_Higher	Higher average Yield(Kg/Ha)	Neighbouring Yield
94	Bidar	Bidar	MANNALLI	Hobli	Safflower	RF	242			Taluk Level	32	908.92	
95	Bidar	Bidar	BAGADALA	Hobli	Sorghum (Jowar/Great Millet)	IRR	4	10	761.95				
96	Bidar	Bidar	JANAVADA	Hobli	Sorghum (Jowar/Great Millet)	IRR	5	10	778.64				
97	Bidar	Bidar	BAGADALA	Hobli	Wheat	IRR	6			Taluk Level	21	1419.73	
98	Bidar	Bidar	JANAVADA	Hobli	Wheat	IRR	0			Taluk Level	21	1419.73	
99	Bidar	Bidar	KAMATANA	Hobli	Wheat	IRR	6			Taluk Level	21	1419.73	
100	Bidar	Bidar	MANNALLI	Hobli	Wheat	IRR	7			Taluk Level	21	1419.73	
101	Bidar	Chitaguppa	CHITAGUPPA	Hobli	Safflower	RF	157			Taluk Level	8	1008.25	
102	Bidar	Chitaguppa	CHITAGUPPA	Hobli	Sorghum (Jowar/Great Millet)	IRR	147	10	1042.77				
103	Bidar	Chitaguppa	CHITAGUPPA	Hobli	Wheat	IRR	170			Taluk Level	8	882.00	
104	Bidar	Humnabad	BEMALAKHEDA	Hobli	Bengal Gram	IRR	303	10	826.23				
105	Bidar	Humnabad	DUBALAGUNDI	Hobli	Bengal Gram	IRR	340	10	419.25				

**Government of Karnataka**  
**Directorate of Economics and Statistics**

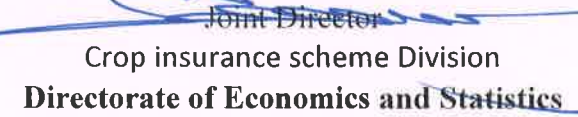
**Hobli Level Average Yield data for Rabi season 2018-19**

S.N	District	Taluk	Insurance Unit (hobli/ GP)	GP/ HOBLI	Crop	IRR _RF	Area_Sown_Ha	No_CCE_Co nducted	Average Yield(Kg/Ha)	Name_Of_Higher_Le vel	No_cce Conducted_Higher	Higher average Yield(Kg/Ha)	Neighbouring Yield
106	Bidar	Humnabad	HALLILIKHEDABI	Hobli	Bengal Gram	IRR	327	10	825.39				
107	Bidar	Humnabad	HUMANABADA	Hobli	Bengal Gram	IRR	562	10	727.92				
108	Bidar	Humnabad	BEMALAKHEDA	Hobli	Safflower	RF	125	10	1420.19				
109	Bidar	Humnabad	DUBALAGUNDI	Hobli	Safflower	RF	180	10	1261.08				
110	Bidar	Humnabad	HALLILIKHEDABI	Hobli	Safflower	RF	154			Taluk Level	47	1360.60	
111	Bidar	Humnabad	HUMANABADA	Hobli	Safflower	RF	209			Taluk Level	47	1360.60	
112	Bidar	Humnabad	NIRNA	Hobli	Safflower	RF	132	10	1302.03				
113	Bidar	Humnabad	BEMALAKHEDA	Hobli	Sorghum (Jowar/Great Millet)	IRR	56			Taluk Level	28	1156.88	
114	Bidar	Humnabad	DUBALAGUNDI	Hobli	Sorghum (Jowar/Great Millet)	IRR	111	10	1055.61				
115	Bidar	Humnabad	HALLILIKHEDABI	Hobli	Sorghum (Jowar/Great Millet)	IRR	82	10	1262.87				
116	Bidar	Humnabad	BEMALAKHEDA	Hobli	Wheat	IRR	162			Taluk Level	44	1042.35	
117	Bidar	Humnabad	DUBALAGUNDI	Hobli	Wheat	IRR	176	10	1011.30				

**Government of Karnataka**  
**Directorate of Economics and Statistics**

**Hobli Level Average Yield data for Rabi season 2018-19**

S.N	District	Taluk	Insurance Unit (hobli/ GP)	GP/ HOBLI	Crop	IRR_RF	Area_Sown_Ha	No_CCE_Conducted	Average Yield(Kg/Ha)	Name_Of_Higher_Level	No_cce_Conducted_Higher	Higher average Yield(Kg/Ha)	Neighbouring Yield
118	Bidar	Humnabad	HALLILIKHEDABI	Hobli	Wheat	IRR	10			Taluk Level	44	1042.35	
119	Bidar	Humnabad	HUMANABADA	Hobli	Wheat	IRR	198			Taluk Level	44	1042.35	
120	Bidar	Humnabad	NIRNA	Hobli	Wheat	IRR	159	10	900.31				

  
Joint Director  
Crop insurance scheme Division  
Directorate of Economics and Statistics



**Government of Karnataka**  
**Directorate of Economics and Statistics**  
**Hobli Level Average Yield data for Rabi season 2018-19**

S.N	District	Taluk	Insurance Unit (hobli/ GP)	GP/ HOBLI	Crop	IRR_Rf	Area_Sown_Ha	No_CCE_Co nducted	Average Yield(Kg/Ha)	Name_Of_Higher_Level	No_cce Conducted_Higher	Higher average Yield(Kg/Ha)	Neighbouring Yield
1	ChamarajNagar	ChamarajNagar	CHANDAKAVADI	Hobli	Bengal Gram	RF	115			Taluk Level	46	628.26	
2	ChamarajNagar	ChamarajNagar	HARADANAHALLI	Hobli	Bengal Gram	RF	31	10	707.56				
3	ChamarajNagar	ChamarajNagar	HARAVE	Hobli	Bengal Gram	RF	28			Taluk Level	46	628.26	
4	ChamarajNagar	ChamarajNagar	KASABA	Hobli	Bengal Gram	RF	83	10	562.33				
5	ChamarajNagar	ChamarajNagar	SANTEMARAHALLI	Hobli	Bengal Gram	RF	360	10	691.91				
6	ChamarajNagar	ChamarajNagar	HARAVE	Hobli	Green Gram (Moong Bean/ Moong)	RF	0			State Level	90	239.96	
7	ChamarajNagar	ChamarajNagar	CHANDAKAVADI	Hobli	Maize (Makka)	RF	7			Taluk Level	11	2015.98	
8	ChamarajNagar	ChamarajNagar	KASABA	Hobli	Maize (Makka)	RF	6			Taluk Level	11	2015.98	
9	ChamarajNagar	ChamarajNagar	HARAVE	Hobli	Onion	IRR	38			Taluk Level	9	8946.27	
10	ChamarajNagar	ChamarajNagar	HARADANAHALLI	Hobli	Tomato	NS	122	10	16558.96				
11	ChamarajNagar	Gundlupet	BEGURU	Hobli	Bengal Gram	RF	406			Taluk Level	35	585.63	
12	ChamarajNagar	Gundlupet	HANGALA	Hobli	Bengal Gram	RF	983			Taluk Level	35	585.63	

**Government of Karnataka**  
**Directorate of Economics and Statistics**  
**Hobli Level Average Yield data for Rabi season 2018-19**


S.N	District	Taluk	Insurance Unit (hobli/ GP)	GP/ HOBLI	Crop	IRR _RF	Area _Sown _Ha	No _CCE _Co nducted	Average Yield(Kg/Ha)	Name _Of _Higher _Le vel	No _cce Conducted _Higher	Higher average Yield(Kg/Ha)	Neighbouring Yield
13	ChamarajNagar	Gundlupet	KASABA	Hobli	Bengal Gram	RF	1015	10	613.00				
14	ChamarajNagar	Gundlupet	TERAKANAMBI	Hobli	Bengal Gram	RF	833	10	570.53				
15	ChamarajNagar	Gundlupet	TERAKANAMBI	Hobli	Maize (Makka)	IRR	17			Taluk Level	6	3059.01	
16	ChamarajNagar	Gundlupet	HANGALA	Hobli	Maize (Makka)	RF	135			Taluk Level	23	1767.49	
17	ChamarajNagar	Gundlupet	KASABA	Hobli	Maize (Makka)	RF	98			Taluk Level	23	1767.49	
18	ChamarajNagar	Gundlupet	TERAKANAMBI	Hobli	Maize (Makka)	RF	457			Taluk Level	23	1767.49	
19	ChamarajNagar	Gundlupet	BEGURU	Hobli	Onion	IRR	120			Taluk Level	35	10767.67	
20	ChamarajNagar	Gundlupet	HANGALA	Hobli	Onion	IRR	113	10	14535.33				
21	ChamarajNagar	Gundlupet	KASABA	Hobli	Onion	IRR	132			Taluk Level	35	10767.67	
22	ChamarajNagar	Gundlupet	TERAKANAMBI	Hobli	Onion	IRR	294			Taluk Level	35	10767.67	
23	ChamarajNagar	Gundlupet	BEGURU	Hobli	Tomato	NS	369			Taluk Level	37	12937.16	
24	ChamarajNagar	Gundlupet	HANGALA	Hobli	Tomato	NS	109	10	13986.00				

**Government of Karnataka**  
**Directorate of Economics and Statistics**  
**Hobli Level Average Yield data for Rabi season 2018-19**

S.N	District	Taluk	Insurance Unit (hobli/ GP)	GP/ HOBLI	Crop	IRR_RF	Area_Sown_Ha	No_CCE_Conducted	Average Yield(Kg/Ha)	Name_Of_Higher_Level	No_cce_Conducted_Higher	Higher average Yield(Kg/Ha)	Neighbouring Yield
25	ChamarajNagar	Gundlupet	KASABA	Hobli	Tomato	NS	102			Taluk Level	37	12937.16	
26	ChamarajNagar	Gundlupet	TERAKANAMBI	Hobli	Tomato	NS	123	10	13432.00				
27	ChamarajNagar	Hanur	HANURU	Hobli	Bengal Gram	RF	0			District Level	81	609.84	
28	ChamarajNagar	Hanur	HANURU	Hobli	Maize (Makka)	IRR	690	10	5486.29				
29	ChamarajNagar	Hanur	LOKKANAHALLI	Hobli	Maize (Makka)	IRR	913	10	5249.14				
30	ChamarajNagar	Hanur	RAMAPURA	Hobli	Maize (Makka)	IRR	746	10	5384.66				
31	ChamarajNagar	Hanur	HANURU	Hobli	Maize (Makka)	RF	0			District Level	34	1847.89	
32	ChamarajNagar	Hanur	LOKKANAHALLI	Hobli	Maize (Makka)	RF	0			District Level	34	1847.89	
33	ChamarajNagar	Hanur	RAMAPURA	Hobli	Maize (Makka)	RF	0			District Level	34	1847.89	
34	ChamarajNagar	Hanur	HANURU	Hobli	RAGI	RF	0			State Level	440	1155.48	
35	ChamarajNagar	Hanur	RAMAPURA	Hobli	RAGI	RF	0			State Level	440	1155.48	
36	ChamarajNagar	Kollegala	KASABA	Hobli	Maize (Makka)	IRR	78	10	4824.67				

**Government of Karnataka**  
**Directorate of Economics and Statistics**  
**Hobli Level Average Yield data for Rabi season 2018-19**

S.N	District	Taluk	Insurance Unit (hobli/ GP)	GP/ HOBLI	Crop	IRR_RF	Area_Sown_Ha	No_CCE_Co nducted	Average Yield(Kg/Ha)	Name_Of_Higher_Level	No_cce Conducted_Higher	Higher average Yield(Kg/Ha)	Neighbouring Yield
37	ChamarajNagar	Kollegala	PALYA	Hobli	Maize (Makka)	IRR	267	10	5846.99				
38	ChamarajNagar	Kollegala	KASABA	Hobli	Maize (Makka)	RF	0			District Level	34	1847.89	
39	ChamarajNagar	Kollegala	PALYA	Hobli	Maize (Makka)	RF	0			District Level	34	1847.89	
40	ChamarajNagar	Kollegala	KASABA	Hobli	PADDY	IRR	190			Taluk Level	9	5442.82	
41	ChamarajNagar	Kollegala	KASABA	Hobli	RAGI	IRR	0			State Level	526	1748.39	
42	ChamarajNagar	Kollegala	PALYA	Hobli	RAGI	IRR	0			State Level	526	1748.39	
43	ChamarajNagar	Kollegala	KASABA	Hobli	RAGI	RF	0			State Level	440	1155.48	
44	ChamarajNagar	Kollegala	PALYA	Hobli	RAGI	RF	0			State Level	440	1155.48	
45	ChamarajNagar	Yalandur	KASABA	Hobli	Horse Gram (kulthi/kultha)	RF	282	10	702.20				
46	ChamarajNagar	Yalandur	AGARA	Hobli	Maize (Makka)	IRR	33	10	5573.97				

  
**Joint Director**  
Crop insurance scheme Division  
**Directorate of Economics and Statistics**



**Government of Karnataka**  
**Directorate of Economics and Statistics**  
**Hobli Level Average Yield data for Rabi season 2018-19**

S.N	District	Taluk	Insurance Unit (hobli/ GP)	GP/ HOBLI	Crop	IRR_RF	Area_Sown_Ha	No_CCE_Conducted	Average Yield(Kg/Ha)	Name_Of_Higher_Level	No_cce_Conducted_Higher	Higher average Yield(Kg/Ha)	Neighbouring Yield
1	Chikkaballapur	Bagepalli	CHELURU	Hobli	Horse Gram (kulthi/kultha)	RF	0			District Level	14	333.36	
2	Chikkaballapur	Bagepalli	GULURU	Hobli	Horse Gram (kulthi/kultha)	RF	0			District Level	14	333.36	
3	Chikkaballapur	Bagepalli	KASABA	Hobli	Horse Gram (kulthi/kultha)	RF	0			District Level	14	333.36	
4	Chikkaballapur	Bagepalli	MITTEMARI	Hobli	Horse Gram (kulthi/kultha)	RF	0			District Level	14	333.36	
5	Chikkaballapur	Bagepalli	PATAPALYA	Hobli	Horse Gram (kulthi/kultha)	RF	0			District Level	14	333.36	
6	Chikkaballapur	Chikballapur	KASABA	Hobli	Potato	IRR	296	10	16244.00				
7	Chikkaballapur	Chikballapur	MANDIKALLU	Hobli	Potato	IRR	219	10	14486.00				
8	Chikkaballapur	Chikballapur	NANDI	Hobli	Potato	IRR	247	10	11296.00				
9	Chikkaballapur	Chinthamani	AMBAJIDURGA	Hobli	Horse Gram (kulthi/kultha)	RF	10					302.73	Y
10	Chikkaballapur	Chinthamani	CHILAKALANERPU	Hobli	Horse Gram (kulthi/kultha)	RF	14					307.46	Y
11	Chikkaballapur	Chinthamani	KAIVARA	Hobli	Horse Gram (kulthi/kultha)	RF	9					214.43	Y

**Government of Karnataka**  
**Directorate of Economics and Statistics**  
**Hobli Level Average Yield data for Rabi season 2018-19**

S.N	District	Taluk	Insurance Unit (hobli/ GP)	GP/ HOBLI	Crop	IRR_RF	Area_Sown_Ha	No_CCE_Co nducted	Average Yield(Kg/Ha)	Name_Of_Higher_Level	No_cce Conducted_Higher	Higher average Yield(Kg/Ha)	Neighbouring Yield
12	Chikkaballapur	Chinthamani	KASABA	Hobli	Horse Gram (kulthi/kultha)	RF	13					214.43	Y
13	Chikkaballapur	Chinthamani	MUNGANAHALLI	Hobli	Horse Gram (kulthi/kultha)	RF	15					586.53	Y
14	Chikkaballapur	Chinthamani	MURAGAMALLA	Hobli	Horse Gram (kulthi/kultha)	RF	16			Taluk Level	14	333.36	
15	Chikkaballapur	Gauribidanur	D PALYA	Hobli	Maize (Makka)	IRR	9					3598.07	Y
16	Chikkaballapur	Gauribidanur	KASABA	Hobli	Maize (Makka)	IRR	7					4393.50	Y
17	Chikkaballapur	Gauribidanur	TONDEBAVI	Hobli	Maize (Makka)	IRR	11					6049.93	Y
18	Chikkaballapur	Gauribidanur	HOSURU	Hobli	Maize (Makka)	RF	0			State Level	222	1784.01	
19	Chikkaballapur	Gauribidanur	D PALYA	Hobli	SUNFLOWER	IRR	0			State Level	651	984.78	
20	Chikkaballapur	Gauribidanur	HOSURU	Hobli	SUNFLOWER	IRR	0			State Level	651	984.78	
21	Chikkaballapur	Gauribidanur	KASABA	Hobli	SUNFLOWER	IRR	0			State Level	651	984.78	
22	Chikkaballapur	Gauribidanur	MANCHENAHALLI	Hobli	SUNFLOWER	IRR	0			State Level	651	984.78	
23	Chikkaballapur	Gauribidanur	NAGARAGERE	Hobli	SUNFLOWER	IRR	0			State Level	651	984.78	

**Government of Karnataka**  
**Directorate of Economics and Statistics**  
**Hobli Level Average Yield data for Rabi season 2018-19**

S.N	District	Taluk	Insurance Unit (hobli/ GP)	GP/ HOBLI	Crop	IRR_RF	Area_Sown_Ha	No_CCE_Conducted	Average Yield(Kg/Ha)	Name_Of_Higher_Level	No_cce_Conducted_Higher	Higher average Yield(Kg/Ha)	Neighbouring Yield
24	Chikkaballapur	Gauribidanur	TONDEBAVI	Hobli	SUNFLOWER	IRR	0			State Level	651	984.78	
25	Chikkaballapur	Gudibande	SOMENAHALLI	Hobli	Maize (Makka)	IRR	7			Taluk Level	4	1702.38	
26	Chikkaballapur	Sidlaghatta	JANGAMAKOTE	Hobli	Horse Gram (kulthi/kultha)	RF	17			District Level	14	333.36	
27	Chikkaballapur	Sidlaghatta	KASABA	Hobli	Horse Gram (kulthi/kultha)	RF	4					214.43	Y
28	Chikkaballapur	Sidlaghatta	BASHETTIHALLI	Hobli	Potato	IRR	210					20261.14	Y

  
Joint Director  
Crop insurance scheme Division  
**Directorate of Economics and Statistics**





**Government of Karnataka**  
**Directorate of Economics and Statistics**  
**Hobli Level Average Yield data for Rabi season 2018-19**

S.N	District	Taluk	Insurance Unit (hobli/ GP)	GP/ HOBLI	Crop	IRR_RF	Area_Sown_Ha	No_CCE_Conducted	Average Yield(Kg/Ha)	Name_Of_Higher_Level	No_cce_Conducted_Higher	Higher average Yield(Kg/Ha)	Neighbouring Yield
1	Chikkamagaluru	Chikkamagaluru	LAKYA	Hobli	Bengal Gram	RF	260			Taluk Level	8	1009.33	
2	Chikkamagaluru	Chikkamagaluru	AMBALE	Hobli	Horse Gram (kulthi/kultha)	RF	25	10	713.93				
3	Chikkamagaluru	Chikkamagaluru	LAKYA	Hobli	Horse Gram (kulthi/kultha)	RF	610	10	893.91				
4	Chikkamagaluru	Chikkamagaluru	LAKYA	Hobli	Sorghum (Jowar/Great Millet)	RF	1175			Taluk Level	8	770.05	
5	Chikkamagaluru	Chikkamagaluru	AMBALE	Hobli	Tomato	NS	32			Taluk Level	6	17496.67	
6	Chikkamagaluru	Kadur	BEERURU	Hobli	Sorghum (Jowar/Great Millet)	RF	850	10	1090.40				
7	Chikkamagaluru	Kadur	Chowlahiriyur	Hobli	Sorghum (Jowar/Great Millet)	RF	610	10	1095.68				
8	Chikkamagaluru	Kadur	HIRENALLURU	Hobli	Sorghum (Jowar/Great Millet)	RF	1250	10	929.34				
9	Chikkamagaluru	Kadur	KASABA	Hobli	Sorghum (Jowar/Great Millet)	RF	955			Taluk Level	69	838.86	
10	Chikkamagaluru	Kadur	SAKHARAYAPATTANA	Hobli	Sorghum (Jowar/Great Millet)	RF	630	10	938.15				
11	Chikkamagaluru	Kadur	SINGATAGERE	Hobli	Sorghum (Jowar/Great Millet)	RF	80	10	466.43				
12	Chikkamagaluru	Kadur	YAGATI	Hobli	Sorghum (Jowar/Great Millet)	RF	275	10	539.48				




**Government of Karnataka**  
**Directorate of Economics and Statistics**  
**Hobli Level Average Yield data for Rabi season 2018-19**

S.N	District	Taluk	Insurance Unit (hobli/ GP)	GP/ HOBLI	Crop	IRR_RF	Area_Sown_Ha	No_CCE_Co nducted	Average Yield(Kg/Ha)	Name_Of_Higher_Level	No_cce Conducted_Higher	Higher average Yield(Kg/Ha)	Neighbouring Yield
13	Chikkamagaluru	Kadur	BEERURU	Hobli	SUNFLOWER	RF				State Level	682	303.81	
14	Chikkamagaluru	Kadur	BEERURU	Hobli	Tomato	NS	86	10	12034.00				
15	Chikkamagaluru	Kadur	KASABA	Hobli	Tomato	NS	68	10	13372.00				
16	Chikkamagaluru	Tarikere	AJJAMPURA	Hobli	Bengal Gram	RF	3700			Taluk Level	33	1067.58	
17	Chikkamagaluru	Tarikere	AMRUTAPURA	Hobli	Bengal Gram	RF	30			Taluk Level	33	1067.58	
18	Chikkamagaluru	Tarikere	LAKKAVALLI	Hobli	Bengal Gram	RF	0			Taluk Level	33	1067.58	
19	Chikkamagaluru	Tarikere	LINGADAHALLI	Hobli	Bengal Gram	RF	1160	10	1134.38				
20	Chikkamagaluru	Tarikere	SHIVANI	Hobli	Bengal Gram	RF	2650	10	1205.05				
21	Chikkamagaluru	Tarikere	AJJAMPURA	Hobli	Horse Gram (kulthi/kultha)	RF	675	10	829.98				
22	Chikkamagaluru	Tarikere	AMRUTAPURA	Hobli	Horse Gram (kulthi/kultha)	RF	550	10	993.64				
23	Chikkamagaluru	Tarikere	KASABA	Hobli	Horse Gram (kulthi/kultha)	RF	250	10	899.22				
24	Chikkamagaluru	Tarikere	LINGADAHALLI	Hobli	Horse Gram (kulthi/kultha)	RF	370	10	742.94				

**Government of Karnataka**  
**Directorate of Economics and Statistics**  
**Hobli Level Average Yield data for Rabi season 2018-19**

S.N	District	Taluk	Insurance Unit (hobli/ GP)	GP/ HOBLI	Crop	IRR_RF	Area_Sown_Ha	No_CCE_Conducted	Average Yield(Kg/Ha)	Name_Of_Higher_Level	No_cce_Conducted_Higher	Higher average Yield(Kg/Ha)	Neighbouring Yield
25	Chikkamagaluru	Tarikere	SHIVANI	Hobli	Horse Gram (kulthi/kultha)	RF	585	10	741.68				
26	Chikkamagaluru	Tarikere	AJJAMPURA	Hobli	Sorghum (Jowar/Great Millet)	RF	2550	10	920.72				
27	Chikkamagaluru	Tarikere	AMRUTAPURA	Hobli	Sorghum (Jowar/Great Millet)	RF	50	10	959.27				
28	Chikkamagaluru	Tarikere	LINGADAHALLI	Hobli	Sorghum (Jowar/Great Millet)	RF	950			Taluk Level	37	1065.63	
29	Chikkamagaluru	Tarikere	SHIVANI	Hobli	Sorghum (Jowar/Great Millet)	RF	1950			Taluk Level	37	1065.63	

  
Joint Director  
Crop insurance scheme Division  
Directorate of Economics and Statistics







**Government of Karnataka**  
**Directorate of Economics and Statistics**  
**Hobli Level Average Yield data for Rabi season 2018-19**

S.N	District	Taluk	Insurance Unit (hobli/ GP)	GP/HOBLI	Crop	IRR_RF	Area Sown_Ha	No_CCE_Conducted	Average Yield(Kg/Ha)	Name_Of_Higher_Level	No_cce_Conducted_Higher	Higher average Yield(Kg/Ha)	Neighbouring Yield
1	Chitradurga	Challakere	NAYAKANAHATTI	Hobli	Horse Gram (kulthi/kultha)	RF	0			District Level	76	677.64	
2	Chitradurga	Challakere	PARASHURA0PURA	Hobli	Horse Gram (kulthi/kultha)	RF	0			District Level	76	677.64	
3	Chitradurga	Challakere	TALAKU	Hobli	Horse Gram (kulthi/kultha)	RF	0			District Level	76	677.64	
4	Chitradurga	Challakere	KASABA	Hobli	Maize (Makka)	IRR	340	10	2981.59				
5	Chitradurga	Challakere	NAYAKANAHATTI	Hobli	Maize (Makka)	IRR	97	10	2680.77				
6	Chitradurga	Challakere	PARASHURA0PURA	Hobli	Maize (Makka)	IRR	112	10	2518.55				
7	Chitradurga	Challakere	TALAKU	Hobli	Maize (Makka)	IRR	366	10	2825.05				
8	Chitradurga	Challakere	KASABA	Hobli	Onion	IRR	718	10	10177.96				
9	Chitradurga	Challakere	TALAKU	Hobli	Onion	IRR	236	10	13972.00				
10	Chitradurga	Challakere	KASABA	Hobli	PADDY	IRR	13			Taluk Level	2	3854.48	
11	Chitradurga	Challakere	PARASHURA0PURA	Hobli	PADDY	IRR	9					3313.85	Y
12	Chitradurga	Challakere	TALAKU	Hobli	PADDY	IRR	12			Taluk Level	2	3854.48	

**Government of Karnataka**  
**Directorate of Economics and Statistics**  
**Hobli Level Average Yield data for Rabi season 2018-19**

S.N	District	Taluk	Insurance Unit (hobli/ GP)	GP/ HOBLI	Crop	IRR _RF	Area_Sown_Ha	No_CCE_Co nducted	Average Yield(Kg/Ha)	Name_Of_Higher_Level	No_cce Conducted_Higher	Higher average Yield(Kg/Ha)	Neighbouring Yield
13	Chitradurga	Challakere	KASABA	Hobli	RAGI	IRR	432	10	1614.20				
14	Chitradurga	Challakere	NAYAKANAHATTI	Hobli	RAGI	IRR	330	10	663.60				
15	Chitradurga	Challakere	PARASHURA0PU RA	Hobli	RAGI	IRR	311	10	1737.26				
16	Chitradurga	Challakere	TALAKU	Hobli	RAGI	IRR	330	10	2014.13				
17	Chitradurga	Challakere	KASABA	Hobli	SUNFLOWER	IRR	5			Taluk Level	22	1571.82	
18	Chitradurga	Challakere	NAYAKANAHATTI	Hobli	SUNFLOWER	IRR	1			Taluk Level	22	1571.82	
19	Chitradurga	Challakere	PARASHURA0PU RA	Hobli	SUNFLOWER	IRR	13			Taluk Level	22	1571.82	
20	Chitradurga	Challakere	TALAKU	Hobli	SUNFLOWER	IRR	8	10	1191.13				
21	Chitradurga	Challakere	KASABA	Hobli	SUNFLOWER	RF	24			Taluk Level	6	496.32	
22	Chitradurga	Challakere	PARASHURA0PU RA	Hobli	SUNFLOWER	RF	0					380.30	Y
23	Chitradurga	Challakere	TALAKU	Hobli	SUNFLOWER	RF	0			Taluk Level	6	496.32	
24	Chitradurga	Challakere	KASABA	Hobli	Wheat	IRR	62	10	616.51				

**Government of Karnataka**  
**Directorate of Economics and Statistics**  
**Hobli Level Average Yield data for Rabi season 2018-19**

S.N	District	Taluk	Insurance Unit (hobli/ GP)	GP/ HOBLI	Crop	IRR RF	Area_Sown_Ha	No_CCE_Co nducted	Average Yield(Kg/Ha)	Name_Of_Higher_Level	No_cce Conducted_Higher	Higher average Yield(Kg/Ha)	Neighbouring Yield
25	Chitradurga	Chitradurga	HIREGUNTANUR U	Hobli	Horse Gram (kulthi/kultha)	RF	0			District Level	76	677.64	
26	Chitradurga	Chitradurga	KASABA	Hobli	Horse Gram (kulthi/kultha)	RF	2			District Level	76	677.64	
27	Chitradurga	Chitradurga	BHARAMASAGAR A	Hobli	Maize (Makka)	IRR	2					1891.54	Y
28	Chitradurga	Chitradurga	KASABA	Hobli	Maize (Makka)	IRR	24					2777.17	Y
29	Chitradurga	Chitradurga	TURUVANURU	Hobli	Maize (Makka)	IRR	8			Taluk Level	14	2467.26	
30	Chitradurga	Chitradurga	KASABA	Hobli	Onion	IRR	150	10	11631.52				
31	Chitradurga	Chitradurga	TURUVANURU	Hobli	Onion	IRR	33			Taluk Level	19	13125.01	
32	Chitradurga	Chitradurga	KASABA	Hobli	RAGI	IRR	31	10	1308.73				
33	Chitradurga	Chitradurga	TURUVANURU	Hobli	RAGI	IRR	10			Taluk Level	18	1147.31	
34	Chitradurga	Chitradurga	KASABA	Hobli	Safflower	RF	14			Taluk Level	8	359.92	
35	Chitradurga	Chitradurga	BHARAMASAGAR A	Hobli	Sorghum (Jowar/Great Millet)	RF	117	10	464.67				
36	Chitradurga	Chitradurga	HIREGUNTANUR U	Hobli	Sorghum (Jowar/Great Millet)	RF	40	10	426.83				

A

**Government of Karnataka**  
**Directorate of Economics and Statistics**  
**Hobli Level Average Yield data for Rabi season 2018-19**

S.N	District	Taluk	Insurance Unit (hobli/ GP)	GP/ HOBLI	Crop	IRR_RF	Area_Sown_Ha	No_CCE_Conducted	Average Yield(Kg/Ha)	Name_Of_Higher_Level	No_cce_Conducted_Higher	Higher average Yield(Kg/Ha)	Neighbouring Yield
37	Chitradurga	Chitradurga	KASABA	Hobli	Sorghum (Jowar/Great Millet)	RF	150	10	707.57				
38	Chitradurga	Chitradurga	TURUVANURU	Hobli	Sorghum (Jowar/Great Millet)	RF	153	10	267.54				
39	Chitradurga	Chitradurga	KASABA	Hobli	SUNFLOWER	IRR	3					987.54	Y
40	Chitradurga	Chitradurga	TURUVANURU	Hobli	SUNFLOWER	IRR	5			Taluk Level	2	254.24	
41	Chitradurga	Chitradurga	BHARAMASAGAR A	Hobli	SUNFLOWER	RF	4			Taluk Level	4	135.69	
42	Chitradurga	Chitradurga	KASABA	Hobli	SUNFLOWER	RF	10					327.09	Y
43	Chitradurga	Chitradurga	TURUVANURU	Hobli	SUNFLOWER	RF	7					352.06	Y
44	Chitradurga	Chitradurga	KASABA	Hobli	Wheat	IRR	74	10	945.01				
45	Chitradurga	Chitradurga	TURUVANURU	Hobli	Wheat	IRR	26			Taluk Level	19	968.76	
46	Chitradurga	Hiiriyur	AIMANGALA	Hobli	Horse Gram (kulthi/kultha)	RF	82			Taluk Level	18	437.17	
47	Chitradurga	Hiiriyur	DHARMAPURA	Hobli	Horse Gram (kulthi/kultha)	RF	1			Taluk Level	18	437.17	
48	Chitradurga	Hiiriyur	J G HALLI	Hobli	Horse Gram (kulthi/kultha)	RF	1319	10	275.61				

**Government of Karnataka**  
**Directorate of Economics and Statistics**  
**Hobli Level Average Yield data for Rabi season 2018-19**

S.N	District	Taluk	Insurance Unit (hobli/ GP)	GP/HOBLI	Crop	IRR_RF	Area_Sown_Ha	No_CCE_Co nducted	Average Yield(Kg/Ha)	Name_Of_Higher_Level	No_cce Conducted_Higher	Higher average Yield(Kg/Ha)	Neighbouring Yield
49	Chitradurga	Hiiriyur	KASABA	Hobli	Horse Gram (kulthi/kultha)	RF	25			Taluk Level	18	437.17	
50	Chitradurga	Hiiriyur	AIMANGALA	Hobli	Maize (Makka)	IRR	16			Taluk Level	8	3063.99	
51	Chitradurga	Hiiriyur	AIMANGALA	Hobli	Maize (Makka)	RF	3			Taluk Level	2	0.00	
52	Chitradurga	Hiiriyur	DHARMAPURA	Hobli	Maize (Makka)	RF	0			Taluk Level	2	0.00	
53	Chitradurga	Hiiriyur	J G HALLI	Hobli	Maize (Makka)	RF	0			Taluk Level	2	0.00	
54	Chitradurga	Hiiriyur	KASABA	Hobli	Maize (Makka)	RF	2			Taluk Level	2	0.00	
55	Chitradurga	Hiiriyur	AIMANGALA	Hobli	Onion	IRR	2	10	7958.00				
56	Chitradurga	Hiiriyur	J G HALLI	Hobli	Onion	IRR	145			Taluk Level	10	7958.00	
57	Chitradurga	Hiiriyur	DHARMAPURA	Hobli	PADDY	IRR	2					3043.53	Y
58	Chitradurga	Hiiriyur	AIMANGALA	Hobli	RAGI	IRR	17			Taluk Level	16	1317.64	
59	Chitradurga	Hiiriyur	KASABA	Hobli	RAGI	IRR	7			Taluk Level	16	1317.64	
60	Chitradurga	Hiiriyur	AIMANGALA	Hobli	Safflower	RF	1050	10	543.73				

**Government of Karnataka**  
**Directorate of Economics and Statistics**  
**Hobli Level Average Yield data for Rabi season 2018-19**

S.N	District	Taluk	Insurance Unit (hobli/ GP)	GP/ HOBLI	Crop	IRR _RF	Area Sown _Ha	No_CCE_Co nducted	Average Yield(Kg/Ha)	Name_Of_Higher_Le vel	No_cce Conducted_Higher	Higher average Yield(Kg/Ha)	Neighbouring Yield
61	Chitradurga	Hiiriyur	DHARMAPURA	Hobli	Safflower	RF	0			Taluk Level	24	618.47	
62	Chitradurga	Hiiriyur	J G HALLI	Hobli	Safflower	RF	2			Taluk Level	24	618.47	
63	Chitradurga	Hiiriyur	KASABA	Hobli	Safflower	RF	2	10	640.79				
64	Chitradurga	Hiiriyur	DHARMAPURA	Hobli	SUNFLOWER	IRR	1					2244.11	Y
65	Chitradurga	Hiiriyur	AIMANGALA	Hobli	SUNFLOWER	RF	2			Taluk Level	10	310.70	
66	Chitradurga	Hiiriyur	DHARMAPURA	Hobli	SUNFLOWER	RF	1			Taluk Level	10	310.70	
67	Chitradurga	Hiiriyur	J G HALLI	Hobli	SUNFLOWER	RF	4			Taluk Level	10	310.70	
68	Chitradurga	Hiiriyur	KASABA	Hobli	SUNFLOWER	RF	0					310.70	Y
69	Chitradurga	Hiiriyur	AIMANGALA	Hobli	Wheat	IRR	44					737.92	Y
70	Chitradurga	Holalkere	BEEDURGA	Hobli	Horse Gram (kulthi/kultha)	RF	0			Taluk Level	20	777.63	
71	Chitradurga	Holalkere	KASABA	Hobli	Horse Gram (kulthi/kultha)	RF	27	10	884.21				
72	Chitradurga	Holalkere	RAMAGIRI	Hobli	Horse Gram (kulthi/kultha)	RF	46			Taluk Level	20	777.63	



**Government of Karnataka**  
**Directorate of Economics and Statistics**  
**Hobli Level Average Yield data for Rabi season 2018-19**

S.N	District	Taluk	Insurance Unit (hobli/ GP)	GP/ HOBLI	Crop	IRR_RF	Area_Sown_Ha	No_CCE_Co nducted	Average Yield(Kg/Ha)	Name_Of_Higher_Level	No_cce Conducted_Higher	Higher average Yield(Kg/Ha)	Neighbouring Yield
73	Chitradurga	Holalkere	TALYA	Hobli	Horse Gram (kulthi/kultha)	RF	2			Taluk Level	20	777.63	
74	Chitradurga	Holalkere	BEEDURGA	Hobli	Sorghum (Jowar/Great Millet)	RF	0			Taluk Level	20	928.38	
75	Chitradurga	Holalkere	KASABA	Hobli	Sorghum (Jowar/Great Millet)	RF	2			Taluk Level	20	928.38	
76	Chitradurga	Holalkere	RAMAGIRI	Hobli	Sorghum (Jowar/Great Millet)	RF	117	10	1071.13				
77	Chitradurga	Holalkere	TALYA	Hobli	Sorghum (Jowar/Great Millet)	RF	63	10	785.63				
78	Chitradurga	Holalkere	BEEDURGA	Hobli	SUNFLOWER	RF	0			Taluk Level	2	1851.80	
79	Chitradurga	Holalkere	KASABA	Hobli	SUNFLOWER	RF	5			Taluk Level	2	1851.80	
80	Chitradurga	Holalkere	RAMAGIRI	Hobli	SUNFLOWER	RF	1			Taluk Level	2	1851.80	
81	Chitradurga	Hosadurga	KASABA	Hobli	Bengal Gram	RF	1502	10	786.34				
82	Chitradurga	Hosadurga	MADADAKERE	Hobli	Bengal Gram	RF	7	10	501.97				
83	Chitradurga	Hosadurga	SHREERAMPURA	Hobli	Bengal Gram	RF	48	10	334.47				
84	Chitradurga	Hosadurga	KASABA	Hobli	Horse Gram (kulthi/kultha)	RF	480	10	832.39				


**Government of Karnataka**  
**Directorate of Economics and Statistics**  
**Hobli Level Average Yield data for Rabi season 2018-19**

S.N	District	Taluk	Insurance Unit (hobli/ GP)	GP/ HOBLI	Crop	IRR_RF	Area_Sown_Ha	No_CCE_Co nducted	Average Yield(Kg/Ha)	Name_Of_Higher_Level	No_cce Conducted_Higher	Higher average Yield(Kg/Ha)	Neighbouring Yield
85	Chitradurga	Hosadurga	MADADAKERE	Hobli	Horse Gram (kulthi/kultha)	RF	232	10	832.50				
86	Chitradurga	Hosadurga	MATTODU	Hobli	Horse Gram (kulthi/kultha)	RF	287	10	752.02				
87	Chitradurga	Hosadurga	SHREERAMPURA	Hobli	Horse Gram (kulthi/kultha)	RF	493			Taluk Level	38	738.93	
88	Chitradurga	Hosadurga	KASABA	Hobli	Sorghum (Jowar/Great Millet)	RF	192	10	553.85				
89	Chitradurga	Hosadurga	MADADAKERE	Hobli	Sorghum (Jowar/Great Millet)	RF	10			Taluk Level	32	401.62	
90	Chitradurga	Hosadurga	MATTODU	Hobli	Sorghum (Jowar/Great Millet)	RF	5			Taluk Level	32	401.62	
91	Chitradurga	Hosadurga	SHREERAMPURA	Hobli	Sorghum (Jowar/Great Millet)	RF	100	10	290.42				
92	Chitradurga	Molakalmur	DEVASAMUDRA	Hobli	Bengal Gram	RF	368	10	414.31				
93	Chitradurga	Molakalmur	KASABA	Hobli	RAGI	IRR	239	10	1573.66				
94	Chitradurga	Molakalmur	DEVASAMUDRA	Hobli	Sorghum (Jowar/Great Millet)	RF	474	10	224.42				
95	Chitradurga	Molakalmur	DEVASAMUDRA	Hobli	SUNFLOWER	IRR	14			Taluk Level	4	1293.01	



**Government of Karnataka**  
**Directorate of Economics and Statistics**  
**Hobli Level Average Yield data for Rabi season 2018-19**

S.N	District	Taluk	Insurance Unit (hobli/ GP)	GP/ HOBLI	Crop	IRR _RF	Area_ Sown _Ha	No_CCE_Co nducted	Average Yield(Kg/Ha)	Name_Of_ Higher_Le vel	No_cce Conducted_ Higher	Higher average Yield(Kg/Ha)	Neighbouring Yield
96	Chitradurga	Molakalmur	DEVASAMUDRA	Hobli	SUNFLOWER	RF	77					262.62	Y

  
Joint Director  
Crop insurance scheme Division  
Directorate of Economics and Statistics

S/c



**Government of Karnataka**  
**Directorate of Economics and Statistics**  
**Hobli Level Average Yield data for Rabi season 2018-19**

S.N	District	Taluk	Insurance Unit (hobli/ GP)	GP/ HOBLI	Crop	IRR_RF	Area_Sown_Ha	No_CCE_Conducted	Average Yield(Kg/Ha)	Name_Of_Higher_Level	No_cce Conducted_Higher	Higher average Yield(Kg/Ha)	Neighbouring Yield
1	DakshinaKannada	Mangalore	GURUPURA	Hobli	Black Gram (urd bean)	RF	0			Taluk Level	6	352.15	
2	DakshinaKannada	Mangalore	MANGALURU B	Hobli	Black Gram (urd bean)	RF	0			Taluk Level	6	352.15	
3	DakshinaKannada	Mangalore	MULKI	Hobli	Black Gram (urd bean)	RF	17			Taluk Level	6	352.15	
4	DakshinaKannada	Mangalore	SURATKAL	Hobli	Black Gram (urd bean)	RF	2			Taluk Level	6	352.15	
5	DakshinaKannada	Mudabidre	MUDABIDRI	Hobli	Black Gram (urd bean)	RF	0			District Level	6	352.15	

  
Joint Director  
Crop insurance scheme Division  
Directorate of Economics and Statistics





**Government of Karnataka**  
**Directorate of Economics and Statistics**

**Hobli Level Average Yield data for Rabi season 2018-19**

S.N	District	Taluk	Insurance Unit (hobli/ GP)	GP/ . HOBLI	Crop	IRR _RF	Area_Sown_Ha	No_CCE_Co nducted	Average Yield(Kg/Ha)	Name_Of_Higher_Le vel	No_cce Conducted_Higher	Higher average Yield(Kg/Ha)	Neighbouring Yield
1	Davangere	Channagiri	KASABA	Hobli	Sorghum (Jowar/Great Millet)	RF	5	10	977.92				
2	Davangere	Channagiri	SANTEBENNURU-1	Hobli	Sorghum (Jowar/Great Millet)	RF	5			Taluk Level	25	1338.82	
3	Davangere	Channagiri	SANTEBENNURU-2	Hobli	Sorghum (Jowar/Great Millet)	RF	5	10	1573.55				
4	Davangere	Channagiri	SANTEBENNURU-2	Hobli	SUNFLOWER	RF	0			District Level	10	639.71	
5	Davangere	Davanagere	MAYAKONDA	Hobli	Maize (Makka)	IRR	0			District Level	47	2616.57	
6	Davangere	Davanagere	KASABA	Hobli	RAGI	IRR	79	10	1721.53				
7	Davangere	Davanagere	KASABA	Hobli	Sorghum (Jowar/Great Millet)	RF	14			Taluk Level	5	587.88	
8	Davangere	Davanagere	ANAGODU	Hobli	SUNFLOWER	IRR	1					891.73	Y
9	Davangere	Davanagere	ANAGODU	Hobli	Tomato	NS	119	10	16689.80				
10	Davangere	Davanagere	MAYAKONDA	Hobli	Tomato	NS	133	10	16833.32				
11	Davangere	Harihar	KASABA	Hobli	Sorghum (Jowar/Great Millet)	IRR	19	10	2979.58				

**Government of Karnataka**  
**Directorate of Economics and Statistics**  
**Hobli Level Average Yield data for Rabi season 2018-19**

S.N	District	Taluk	Insurance Unit (hobli/ GP)	GP/ HOBLI	Crop	IRR_RF	Area_Sown_Ha	No_CCE_Co nducted	Average Yield(Kg/Ha)	Name_Of_Higher_Level	No_cce Conducted_Higher	Higher average Yield(Kg/Ha)	Neighbouring Yield
12	Davangere	Harihar	KASABA	Hobli	Sorghum (Jowar/Great Millet)	RF	19	10	350.09				
13	Davangere	Harihar	KASABA	Hobli	SUNFLOWER	IRR	13	10	1572.10				
14	Davangere	Harihar	KASABA	Hobli	SUNFLOWER	RF	36	10	639.71				
15	Davangere	Honnali	BELAGUTTI	Hobli	Bengal Gram	RF	100	10	1075.68				
16	Davangere	Honnali	KASABA	Hobli	Bengal Gram	RF	58	10	873.49				
17	Davangere	Honnali	BELAGUTTI	Hobli	Horse Gram (kulthi/kultha)	RF	75	10	701.95				
18	Davangere	Honnali	GOVINAKOVI-1	Hobli	Horse Gram (kulthi/kultha)	RF	33	10	577.51				
19	Davangere	Honnali	GOVINAKOVI-2	Hobli	Horse Gram (kulthi/kultha)	RF	18	10	768.93				
20	Davangere	Honnali	KASABA	Hobli	Horse Gram (kulthi/kultha)	RF	53	10	678.61				
21	Davangere	Honnali	SASVEHALLI-2	Hobli	Horse Gram (kulthi/kultha)	RF	0			Taluk Level	40	681.75	
22	Davangere	Honnali	BELAGUTTI	Hobli	Sorghum (Jowar/Great Millet)	RF	810	10	1746.22				
23	Davangere	Honnali	GOVINAKOVI-1	Hobli	Sorghum (Jowar/Great Millet)	RF	309	10	2146.47				


**Government of Karnataka**  
**Directorate of Economics and Statistics**

**Hobli Level Average Yield data for Rabi season 2018-19**

S.N	District	Taluk	Insurance Unit (hobli/ GP)	GP/ HOBLI	Crop	IRR _RF	Area Sown _Ha	No_CCE_Co nducted	Average Yield(Kg/Ha)	Name_Of_Higher_Le vel	No_cce Conducted_Higher	Higher average Yield(Kg/Ha)	Neighbouring Yield
24	Davangere	Honnali	GOVINAKOVI-2	Hobli	Sorghum (Jowar/Great Millet)	RF	241	10	1180.16				
25	Davangere	Honnali	KASABA	Hobli	Sorghum (Jowar/Great Millet)	RF	450	10	1171.71				
26	Davangere	Honnali	BELAGUTTI	Hobli	SUNFLOWER	IRR	3			Taluk Level	14	1618.60	
27	Davangere	Honnali	KASABA	Hobli	SUNFLOWER	IRR	25	10	1710.38				
28	Davangere	Jagalur	BILICHODU	Hobli	Onion	IRR	24	10	8562.22				
29	Davangere	Jagalur	KASABA	Hobli	Onion	IRR	212	10	9852.00				
30	Davangere	Jagalur	SOKKE	Hobli	Onion	IRR	335	10	8484.00				
31	Davangere	Jagalur	BILICHODU	Hobli	RAGI	IRR	249	10	1304.30				
32	Davangere	Jagalur	KASABA	Hobli	RAGI	IRR	632	10	1072.75				
33	Davangere	Jagalur	SOKKE	Hobli	RAGI	IRR	868	10	965.80				
34	Davangere	Jagalur	KASABA	Hobli	Sorghum (Jowar/Great Millet)	IRR	0			Taluk Level	2	1045.52	
35	Davangere	Jagalur	SOKKE	Hobli	Sorghum (Jowar/Great Millet)	IRR	2			Taluk Level	2	1045.52	

**Government of Karnataka**  
**Directorate of Economics and Statistics**  
**Hobli Level Average Yield data for Rabi season 2018-19**

S.N	District	Taluk	Insurance Unit (hobli/ GP)	GP/ HOBLI	Crop	IRR_RF	Area_Sown_Ha	No_CCE_Co nducted	Average Yield(Kg/Ha)	Name_Of_Higher_Level	No_cce Conducted_Higher	Higher average Yield(Kg/Ha)	Neighbouring Yield
36	Davangere	Jagalur	KASABA	Hobli	Sorghum (Jowar/Great Millet)	RF	82	10	237.88				
37	Davangere	Jagalur	SOKKE	Hobli	Sorghum (Jowar/Great Millet)	RF	291	10	667.08				
38	Davangere	Jagalur	BILICHODU	Hobli	SUNFLOWER	IRR	0			District Level	26	1544.80	
39	Davangere	Jagalur	KASABA	Hobli	SUNFLOWER	IRR	0			District Level	26	1544.80	
40	Davangere	Jagalur	BILICHODU	Hobli	SUNFLOWER	RF	0			District Level	10	639.71	
41	Davangere	Jagalur	KASABA	Hobli	SUNFLOWER	RF	0			District Level	10	639.71	
42	Davangere	Jagalur	SOKKE	Hobli	SUNFLOWER	RF	0			District Level	10	639.71	
43	Davangere	Jagalur	BILICHODU	Hobli	Tomato	NS	114	10	11548.00				

  
Joint Director  
Crop insurance scheme Division  
Directorate of Economics and Statistics

A



**Government of Karnataka  
Directorate of Economics and Statistics**

**Hobli Level Average Yield data for Rabi season 2018-19**

S.N	District	Taluk	Insurance Unit (hobli/ GP)	GP/ HOBLI	Crop	IRR _RF	Area Sown _Ha	No_CCE_Co nducted	Average Yield(Kg/Ha)	Name_Of_Higher_Le vel	No_cce Conducted_Higher	Higher average Yield(Kg/Ha)	Neighbouring Yield
1	Dharwad	Dharwad	AMMINABAVI	Hobli	Bengal Gram	IRR	447	10	501.40				
2	Dharwad	Dharwad	AMMINABAVI	Hobli	Maize (Makka)	IRR	127	10	3746.54				
3	Dharwad	Dharwad	DHARAVADA	Hobli	Maize (Makka)	IRR	221	10	4457.54				
4	Dharwad	Dharwad	GARAGA	Hobli	Maize (Makka)	IRR	174	10	3971.33				
5	Dharwad	Dharwad	AMMINABAVI	Hobli	Safflower	RF	650	10	656.69				
6	Dharwad	Dharwad	GARAGA	Hobli	Safflower	RF	42	10	448.72				
7	Dharwad	Dharwad	AMMINABAVI	Hobli	Wheat	IRR	94			Taluk Level	19	1050.98	
8	Dharwad	Dharwad	GARAGA	Hobli	Wheat	IRR	92	10	1054.51				
9	Dharwad	Dharwad	AMMINABAVI	Hobli	Wheat	RF	1159	10	382.25				
10	Dharwad	Dharwad	DHARAVADA	Hobli	Wheat	RF	163	10	901.16				
11	Dharwad	Dharwad	GARAGA	Hobli	Wheat	RF	374	10	999.17				
12	Dharwad	Hubballi	SHIRAGUPPI	Hobli	Bengal Gram	IRR	2346	10	673.89				

*(Signature)*

**Government of Karnataka**  
**Directorate of Economics and Statistics**  
**Hobli Level Average Yield data for Rabi season 2018-19**

S.N	District	Taluk	Insurance Unit (hobli/ GP)	GP/ HOBLI	Crop	IRR_RF	Area_Sown_Ha	No_CCE_Conducted	Average Yield(Kg/Ha)	Name_Of_Higher_Level	No_cce_Conducted_Higher	Higher average Yield(Kg/Ha)	Neighbouring Yield
13	Dharwad	Hubballi	CHABBI	Hobli	Bengal Gram	RF	498	10	473.53				
14	Dharwad	Hubballi	HUBBALLI	Hobli	Bengal Gram	RF	2911	10	215.59				
15	Dharwad	Hubballi	SHIRAGUPPI	Hobli	Bengal Gram	RF	4673	10	74.02				
16	Dharwad	Hubballi	CHABBI	Hobli	Horse Gram (kulthi/kultha)	RF	51			Taluk Level	12	457.42	
17	Dharwad	Hubballi	HUBBALLI	Hobli	Horse Gram (kulthi/kultha)	RF	69			Taluk Level	12	457.42	
18	Dharwad	Hubballi	CHABBI	Hobli	Maize (Makka)	IRR	385	10	1634.93				
19	Dharwad	Hubballi	HUBBALLI	Hobli	Maize (Makka)	IRR	33	10	3013.57				
20	Dharwad	Hubballi	SHIRAGUPPI	Hobli	Maize (Makka)	IRR	15			Taluk Level	22	2203.45	
21	Dharwad	Hubballi	CHABBI	Hobli	Maize (Makka)	RF	50			State Level	222	1784.01	
22	Dharwad	Hubballi	HUBBALLI	Hobli	Maize (Makka)	RF	43			State Level	222	1784.01	
23	Dharwad	Hubballi	CHABBI	Hobli	Safflower	RF	105	10	610.43				
24	Dharwad	Hubballi	HUBBALLI	Hobli	Safflower	RF	175	10	442.74				

**Government of Karnataka**  
**Directorate of Economics and Statistics**  
**Hobli Level Average Yield data for Rabi season 2018-19**

S.N	District	Taluk	Insurance Unit (hobli/ GP)	GP/HOBLI	Crop	IRR_RF	Area_Sown_Ha	No_CCE_Conducted	Average Yield(Kg/Ha)	Name_Of_Higher_Level	No_cce_Conducted_Higher	Higher average Yield(Kg/Ha)	Neighbouring Yield
25	Dharwad	Hubballi	SHIRAGUPPI	Hobli	Safflower	RF	141			Taluk Level	28	463.70	
26	Dharwad	Hubballi	HUBBALLI	Hobli	Sorghum (Jowar/Great Millet)	IRR	6	10	1399.52				
27	Dharwad	Hubballi	SHIRAGUPPI	Hobli	Sorghum (Jowar/Great Millet)	IRR	346	10	690.59				
28	Dharwad	Hubballi	SHIRAGUPPI	Hobli	SUNFLOWER	RF	0			District Level	18	250.92	
29	Dharwad	Hubballi	SHIRAGUPPI	Hobli	Wheat	IRR	519	10	518.30				
30	Dharwad	Hubballi	CHABBI	Hobli	Wheat	RF	308	10	357.52				
31	Dharwad	Hubballi	HUBBALLI	Hobli	Wheat	RF	595	10	175.85				
32	Dharwad	Hubballi	SHIRAGUPPI	Hobli	Wheat	RF	2451	10	115.13				
33	Dharwad	Kalgatigi	DHUMMAVADA	Hobli	Bengal Gram	RF	263	10	473.94				
34	Dharwad	Kalgatigi	KALAGHATAGI	Hobli	Bengal Gram	RF	10					500.70	Y
35	Dharwad	Kalgatigi	DHUMMAVADA	Hobli	Green Gram (Moong Bean/ Moong)	RF	470	10	168.16				
36	Dharwad	Kalgatigi	KALAGHATAGI	Hobli	Green Gram (Moong Bean/ Moong)	RF	613			Taluk Level	22	197.60	

**Government of Karnataka**  
**Directorate of Economics and Statistics**  
**Hobli Level Average Yield data for Rabi season 2018-19**

S.N	District	Taluk	Insurance Unit (hobli/ GP)	GP/ HOBLI	Crop	IRR_RF	Area_Sown_Ha	No_CCE_Co nducted	Average Yield(Kg/Ha)	Name_Of_Higher_Level	No_cce Conducted_Higher	Higher average Yield(Kg/Ha)	Neighbouring Yield
37	Dharwad	Kalgatigi	TABAKADAHONNI HALLI	Hobli	Green Gram (Moong Bean/ Moong)	RF	809			Taluk Level	22	197.60	
38	Dharwad	Kalgatigi	DHUMMAVADA	Hobli	Horse Gram (kulthi/kultha)	RF	168	10	407.49				
39	Dharwad	Kalgatigi	KALAGHATAGI	Hobli	Horse Gram (kulthi/kultha)	RF	26	10	1254.42				
40	Dharwad	Kalgatigi	TABAKADAHONNI HALLI	Hobli	Horse Gram (kulthi/kultha)	RF	412	10	314.08				
41	Dharwad	Kalgatigi	DHUMMAVADA	Hobli	Maize (Makka)	IRR	465			Taluk Level	23	4197.53	
42	Dharwad	Kalgatigi	KALAGHATAGI	Hobli	Maize (Makka)	IRR	140			Taluk Level	23	4197.53	
43	Dharwad	Kalgatigi	TABAKADAHONNI HALLI	Hobli	Maize (Makka)	IRR	382			Taluk Level	23	4197.53	
44	Dharwad	Kalgatigi	DHUMMAVADA	Hobli	Maize (Makka)	RF	0			State Level	222	1784.01	
45	Dharwad	Kalgatigi	KALAGHATAGI	Hobli	Maize (Makka)	RF	0			State Level	222	1784.01	
46	Dharwad	Kalgatigi	TABAKADAHONNI HALLI	Hobli	Maize (Makka)	RF	0			State Level	222	1784.01	
47	Dharwad	Kalgatigi	DHUMMAVADA	Hobli	Sorghum (Jowar/Great Millet)	IRR	0			District Level	40	780.01	

**Government of Karnataka**  
**Directorate of Economics and Statistics**  
**Hobli Level Average Yield data for Rabi season 2018-19**

S.N	District	Taluk	Insurance Unit (hobli/ GP)	GP/ HOBLI	Crop	IRR_RF	Area_Sown_Ha	No_CCE_Co nducted	Average Yield(Kg/Ha)	Name_Of_Higher_Level	No_cce Conducted_Higher	Higher average Yield(Kg/Ha)	Neighbouring Yield
48	Dharwad	Kalgatigi	TABAKADAHONNI HALLI	Hobli	Sorghum (Jowar/Great Millet)	IRR	0			District Level	40	780.01	
49	Dharwad	Kundgol	KUNDAGOLA(H)	Hobli	COTTON(Non Irrigated)	RF			82.03				
50	Dharwad	Kundgol	SANSHI(H)	Hobli	COTTON(Non Irrigated)	RF			77.01				
51	Dharwad	Kundgol	KUNDAGOLA	Hobli	Horse Gram (kulthi/kultha)	RF	231	10	492.11				
52	Dharwad	Kundgol	SANSHI	Hobli	Horse Gram (kulthi/kultha)	RF	206	10	337.42				
53	Dharwad	Kundgol	SANSHI	Hobli	Maize (Makka)	RF	0			State Level	222	1784.01	
54	Dharwad	Kundgol	KUNDAGOLA	Hobli	Safflower	RF	638	10	560.25				
55	Dharwad	Kundgol	SANSHI	Hobli	Safflower	RF	1331	10	303.63				
56	Dharwad	Kundgol	SANSHI	Hobli	SUNFLOWER	RF	0			District Level	18	250.92	
57	Dharwad	Kundgol	KUNDAGOLA	Hobli	Wheat	RF	3116	10	86.48				
58	Dharwad	Kundgol	SANSHI	Hobli	Wheat	RF	4795	10	194.53				
59	Dharwad	Navalgund	ANNIGERI	Hobli	Bengal Gram	IRR	2007			Taluk Level	18	376.12	

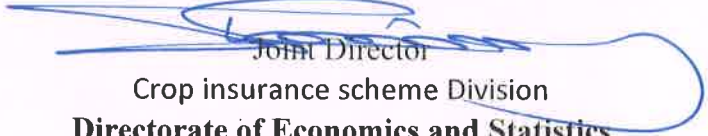
**Government of Karnataka**  
**Directorate of Economics and Statistics**  
**Hobli Level Average Yield data for Rabi season 2018-19**

S.N	District	Taluk	Insurance Unit (hobli/ GP)	GP/ HOBLI	Crop	IRR _RF	Area_Sown_Ha	No_CCE_Co nducted	Average Yield(Kg/Ha)	Name_Of_Higher_Level	No_cce Conducted_Higher	Higher average Yield(Kg/Ha)	Neighbouring Yield
60	Dharwad	Navalgund	MORABA	Hobli	Bengal Gram	IRR	11026	10	495.84				
61	Dharwad	Navalgund	ANNIGERI(H)	Hobli	COTTON(Non Irrigated)	RF			50.91				
62	Dharwad	Navalgund	MORABA	Hobli	Maize (Makka)	IRR	54					3668.25	Y
63	Dharwad	Navalgund	ANNIGERI	Hobli	Safflower	RF	123	10	220.42				
64	Dharwad	Navalgund	MORABA	Hobli	Safflower	RF	106	10	240.11				
65	Dharwad	Navalgund	ANNIGERI	Hobli	Sorghum (Jowar/Great Millet)	IRR	811	10	554.86				
66	Dharwad	Navalgund	MORABA	Hobli	Sorghum (Jowar/Great Millet)	IRR	3016	10	475.07				
67	Dharwad	Navalgund	ANNIGERI	Hobli	SUNFLOWER	IRR	134	10	546.42				
68	Dharwad	Navalgund	MORABA	Hobli	SUNFLOWER	IRR	181			Taluk Level	19	468.13	
69	Dharwad	Navalgund	ANNIGERI	Hobli	SUNFLOWER	RF	156	10	234.83				
70	Dharwad	Navalgund	MORABA	Hobli	SUNFLOWER	RF	94			Taluk Level	18	250.92	
71	Dharwad	Navalgund	ANNIGERI	Hobli	Wheat	IRR	1077	10	423.67				

Government of Karnataka  
Directorate of Economics and Statistics

Hobli Level Average Yield data for Rabi season 2018-19

S.N	District	Taluk	Insurance Unit (hobli/ GP)	GP/ HOBLI	Crop	IRR_RF	Area_Sown_Ha	No_CCE_Conducted	Average Yield(Kg/Ha)	Name_Of_Higher_Level	No_cce_Conducted_Higher	Higher average Yield(Kg/Ha)	Neighbouring Yield
72	Dharwad	Navalgund	MORABA	Hobli	Wheat	IRR	4489	10	711.83				
73	Dharwad	Navalgund	ANNIGERI	Hobli	Wheat	RF	4644	10	160.54				
74	Dharwad	Navalgund	MORABA	Hobli	Wheat	RF	5350	10	405.49				

  
Joint Director  
Crop insurance scheme Division  
Directorate of Economics and Statistics







**Government of Karnataka**  
**Directorate of Economics and Statistics**  
**Hobli Level Average Yield data for Rabi season 2018-19**

S.N	District	Taluk	Insurance Unit (hobli/ GP)	GP/ HOBLI	Crop	IRR_RF	Area_Sown_Ha	No_CCE_Co nducted	Average Yield(Kg/Ha)	Name_Of_Higher_Level	No_cce Conducted_Higher	Higher average Yield(Kg/Ha)	Neighbouring Yield
1	Gadag	Gadag	BETAGERI(H)	Hobli	COTTON(Non Irrigated)	RF			45.70				
2	Gadag	Gadag	GADAGA(H)	Hobli	COTTON(Non Irrigated)	RF			98.31				
3	Gadag	Gadag	GADAGA	Hobli	Horse Gram (kulthi/kultha)	RF	9					478.94	Y
4	Gadag	Gadag	BETAGERI	Hobli	Linseed	RF	10					349.85	Y
5	Gadag	Gadag	BETAGERI	Hobli	Safflower	RF	164	10	292.80				
6	Gadag	Gadag	GADAGA	Hobli	Safflower	RF	111	10	372.10				
7	Gadag	Gadag	BETAGERI	Hobli	SUNFLOWER	IRR	0					453.50	Y
8	Gadag	Gadag	GADAGA	Hobli	SUNFLOWER	IRR	2					585.55	Y
9	Gadag	Gadag	BETAGERI	Hobli	SUNFLOWER	RF	56	10	191.88				
10	Gadag	Gadag	GADAGA	Hobli	SUNFLOWER	RF	242	10	357.43				
11	Gadag	Gadag	BETAGERI	Hobli	Wheat	IRR	23	10	429.04				
12	Gadag	Gadag	GADAGA	Hobli	Wheat	IRR	60	10	488.47				

**Government of Karnataka**  
**Directorate of Economics and Statistics**  
**Hobli Level Average Yield data for Rabi season 2018-19**

S.N	District	Taluk	Insurance Unit (hobli/ GP)	GP/ HOBLI	Crop	IRR _RF	Area_Sown_Ha	No_CCE_Co nducted	Average Yield(Kg/Ha)	Name_Of_Higher_Le vel	No_cce Conducted_Higher	Higher average Yield(Kg/Ha)	Neighbouring Yield
13	Gadag	Gadag	BETAGERI	Hobli	Wheat	RF	1123	10	214.46				
14	Gadag	Gadag	GADAGA	Hobli	Wheat	RF	419	10	375.00				
15	Gadag	Gajendragad	NAREGALLA(H)	Hobli	COTTON(Non Irrigated)	RF						49.38	
16	Gadag	Gajendragad	NAREGALLA	Hobli	Horse Gram (kulthi/kultha)	RF	315	10	221.87				
17	Gadag	Gajendragad	NAREGALLA	Hobli	Safflower	RF	567					282.45	Y
18	Gadag	Gajendragad	NAREGALLA	Hobli	Sorghum (Jowar/Great Millet)	IRR	62	10	485.98				
19	Gadag	Gajendragad	NAREGALLA	Hobli	SUNFLOWER	IRR	6					436.07	Y
20	Gadag	Gajendragad	NAREGALLA	Hobli	SUNFLOWER	RF	208	10	39.19				
21	Gadag	Gajendragad	NAREGALLA	Hobli	Wheat	IRR	94	10	493.14				
22	Gadag	Gajendragad	NAREGALLA	Hobli	Wheat	RF	702					242.47	Y
23	Gadag	Lakshmeshwar	LAKSHMESHVAR A	Hobli	Bengal Gram	IRR	102	10	562.45				
24	Gadag	Lakshmeshwar	LAKSHMESHVAR A(H)	Hobli	COTTON(Non Irrigated)	RF						65.54	

**Government of Karnataka**  
**Directorate of Economics and Statistics**  
**Hobli Level Average Yield data for Rabi season 2018-19**

S.N	District	Taluk	Insurance Unit (hobli/ GP)	GP/ HOBLI	Crop	IRR_RF	Area_Sown_Ha	No_CCE_Co nducted	Average Yield(Kg/Ha)	Name_Of_Higher_Level	No_cce Conducted_Higher	Higher average Yield(Kg/Ha)	Neighbouring Yield
25	Gadag	Lakshmeshwar	LAKSHMESHVAR A	Hobli	Horse Gram (kulthi/kultha)	RF	7					502.82	Y
26	Gadag	Lakshmeshwar	LAKSHMESHVAR A	Hobli	Maize (Makka)	IRR	29					2240.64	Y
27	Gadag	Lakshmeshwar	LAKSHMESHVAR A	Hobli	Safflower	RF	32					586.70	Y
28	Gadag	Lakshmeshwar	LAKSHMESHVAR A	Hobli	Sorghum (Jowar/Great Millet)	IRR	21	10	940.96				
29	Gadag	Lakshmeshwar	LAKSHMESHVAR A	Hobli	SUNFLOWER	IRR	7					529.73	Y
30	Gadag	Lakshmeshwar	LAKSHMESHVAR A	Hobli	SUNFLOWER	RF	3					315.42	Y
31	Gadag	Lakshmeshwar	LAKSHMESHVAR A	Hobli	Wheat	IRR	288	10	1092.83				
32	Gadag	Lakshmeshwar	LAKSHMESHVAR A	Hobli	Wheat	RF	232	10	277.74				
33	Gadag	Mundargi	DAMBALA	Hobli	Bengal Gram	IRR	354	10	430.81				
34	Gadag	Mundargi	MUNDARAGI	Hobli	Bengal Gram	IRR	153	10	258.46				
35	Gadag	Mundargi	DAMBALA(H)	Hobli	COTTON(Irrigated)	IRR						228.18	
36	Gadag	Mundargi	MUNDARAGI(H)	Hobli	COTTON(Irrigated)	IRR						228.18	

**Government of Karnataka**  
**Directorate of Economics and Statistics**  
**Hobli Level Average Yield data for Rabi season 2018-19**

S.N	District	Taluk	Insurance Unit (hobli/ GP)	GP/ HOBLI	Crop	IRR _RF	Area_ Sown _Ha	No_CCE_Co nducted	Average Yield(Kg/Ha)	Name_Of_Higher_Le vel	No_cce Conducted_Higher	Higher average Yield(Kg/Ha)	Neighbouring Yield
37	Gadag	Mundargi	DAMBALA(H)	Hobli	COTTON(Non Irrigated)	RF						83.20	
38	Gadag	Mundargi	MUNDARAGI(H)	Hobli	COTTON(Non Irrigated)	RF						83.20	
39	Gadag	Mundargi	DAMBALA	Hobli	Horse Gram (kulthi/kultha)	RF	19					474.31	Y
40	Gadag	Mundargi	MUNDARAGI	Hobli	Horse Gram (kulthi/kultha)	RF	93	10	280.07				
41	Gadag	Mundargi	DAMBALA	Hobli	Maize (Makka)	IRR	927	10	1401.37				
42	Gadag	Mundargi	MUNDARAGI	Hobli	Maize (Makka)	IRR	760	10	2218.43				
43	Gadag	Mundargi	DAMBALA	Hobli	Maize (Makka)	RF	14					557.71	Y
44	Gadag	Mundargi	MUNDARAGI	Hobli	Maize (Makka)	RF	9					557.71	Y
45	Gadag	Mundargi	MUNDARAGI	Hobli	Onion	IRR	28	10	11623.33				
46	Gadag	Mundargi	DAMBALA	Hobli	Safflower	RF	465	10	165.00				
47	Gadag	Mundargi	DAMBALA	Hobli	Sorghum (Jowar/Great Millet)	IRR	189	10	296.14				
48	Gadag	Mundargi	MUNDARAGI	Hobli	Sorghum (Jowar/Great Millet)	IRR	260	10	1430.52				

**Government of Karnataka**  
**Directorate of Economics and Statistics**  
**Hobli Level Average Yield data for Rabi season 2018-19**

S.N	District	Taluk	Insurance Unit (hobli/ GP)	GP/ HOBLI	Crop	IRR_RF	Area_Sown_Ha	No_CCE_Co nducted	Average Yield(Kg/Ha)	Name_Of_Higher_Level	No_cce_Conducted_Higher	Higher average Yield(Kg/Ha)	Neighbouring Yield
49	Gadag	Mundargi	DAMBALA	Hobli	SUNFLOWER	IRR	155	10	621.92				
50	Gadag	Mundargi	MUNDARAGI	Hobli	SUNFLOWER	IRR	354	10	781.17				
51	Gadag	Mundargi	DAMBALA	Hobli	SUNFLOWER	RF	1054	10	153.87				
52	Gadag	Mundargi	MUNDARAGI	Hobli	SUNFLOWER	RF	413	10	120.64				
53	Gadag	Mundargi	DAMBALA	Hobli	Wheat	IRR	289	10	340.18				
54	Gadag	Mundargi	MUNDARAGI	Hobli	Wheat	IRR	4					967.85	Y
55	Gadag	Mundargi	DAMBALA	Hobli	Wheat	RF	1368	10	99.03				
56	Gadag	Mundargi	MUNDARAGI	Hobli	Wheat	RF	2					584.63	Y
57	Gadag	Naragund	KONNURA	Hobli	Bengal Gram	RF	718	10	68.62				
58	Gadag	Naragund	NARAGUNDA	Hobli	Bengal Gram	RF	581	10	116.42				
59	Gadag	Naragund	KONNURA	Hobli	Linseed	RF	0			State Level	50	233.26	
60	Gadag	Naragund	KONNURA	Hobli	Maize (Makka)	IRR	26	10	3929.88				

**Government of Karnataka**  
**Directorate of Economics and Statistics**  
**Hobli Level Average Yield data for Rabi season 2018-19**

S.N	District	Taluk	Insurance Unit (hobli/ GP)	GP/ HOBLI	Crop	IRR_RF	Area_Sown_Ha	No_CCE_Co nducted	Average Yield(Kg/Ha)	Name_Of_Higher_Level	No_cce Conducted_Higher	Higher average Yield(Kg/Ha)	Neighbouring Yield
61	Gadag	Naragund	NARAGUNDA	Hobli	Maize (Makka)	IRR	16					3990.21	Y
62	Gadag	Naragund	NARAGUNDA	Hobli	Safflower	RF	2					300.57	Y
63	Gadag	Naragund	KONNURA	Hobli	Sorghum (Jowar/Great Millet)	RF	758	10	243.86				
64	Gadag	Naragund	NARAGUNDA	Hobli	Sorghum (Jowar/Great Millet)	RF	485	10	541.85				
65	Gadag	Naragund	KONNURA	Hobli	SUNFLOWER	IRR	427	10	205.36				
66	Gadag	Naragund	NARAGUNDA	Hobli	SUNFLOWER	IRR	1270	10	662.03				
67	Gadag	Naragund	KONNURA	Hobli	SUNFLOWER	RF	0					157.08	Y
68	Gadag	Naragund	NARAGUNDA	Hobli	SUNFLOWER	RF	0					408.32	Y
69	Gadag	Naragund	KONNURA	Hobli	Wheat	IRR	2311	10	895.63				
70	Gadag	Naragund	NARAGUNDA	Hobli	Wheat	IRR	4136	10	486.76				
71	Gadag	Naragund	KONNURA	Hobli	Wheat	RF	130	10	51.33				
72	Gadag	Naragund	NARAGUNDA	Hobli	Wheat	RF	493	10	57.98				

**Government of Karnataka**  
**Directorate of Economics and Statistics**  
**Hobli Level Average Yield data for Rabi season 2018-19**

S.N	District	Taluk	Insurance Unit (hobli/ GP)	GP/ HOBLI	Crop	IRR_RF	Area_Sown_Ha	No_CCE_Conducted	Average Yield(Kg/Ha)	Name_Of_Higher_Level	No_cce_Conducted_Higher	Higher average Yield(Kg/Ha)	Neighbouring Yield
73	Gadag	Ron	HOLEALURA	Hobli	Bengal Gram	IRR	318	10	238.56				
74	Gadag	Ron	RONA	Hobli	Bengal Gram	IRR	56	10	283.76				
75	Gadag	Ron	HOLEALURA(H)	Hobli	COTTON(Non Irrigated)	RF			27.59				
76	Gadag	Ron	RONA(H)	Hobli	COTTON(Non Irrigated)	RF			92.92				
77	Gadag	Ron	RONA	Hobli	Horse Gram (kulthi/kultha)	RF	57			Taluk Level	8	439.66	
78	Gadag	Ron	HOLEALURA	Hobli	Safflower	RF	86	10	140.57				
79	Gadag	Ron	RONA	Hobli	Safflower	RF	135	10	299.75				
80	Gadag	Ron	HOLEALURA	Hobli	Sorghum (Jowar/Great Millet)	IRR	276	10	706.18				
81	Gadag	Ron	HOLEALURA	Hobli	SUNFLOWER	IRR	59	10	275.98				
82	Gadag	Ron	RONA	Hobli	SUNFLOWER	IRR	0					417.50	Y
83	Gadag	Ron	HOLEALURA	Hobli	SUNFLOWER	RF	1129	10	79.32				
84	Gadag	Ron	RONA	Hobli	SUNFLOWER	RF	1128					132.61	Y




**Government of Karnataka**  
**Directorate of Economics and Statistics**  
**Hobli Level Average Yield data for Rabi season 2018-19**

S.N	District	Taluk	Insurance Unit (hobli/ GP)	GP/ HOBLI	Crop	IRR_RF	Area_Sown_Ha	No_CCE_Co nducted	Average Yield(Kg/Ha)	Name_Of_Higher_Level	No_cce Conducted_Higher	Higher average Yield(Kg/Ha)	Neighbouring Yield
85	Gadag	Ron	HOLEALURA	Hobli	Wheat	IRR	261	10	506.38				
86	Gadag	Ron	RONA	Hobli	Wheat	IRR	270	10	717.60				
87	Gadag	Ron	HOLEALURA	Hobli	Wheat	RF	1203	10	116.30				
88	Gadag	Ron	RONA	Hobli	Wheat	RF	671					205.04	Y
89	Gadag	Shirahatti	SHIRAHATTI	Hobli	Bengal Gram	IRR	170	10	377.21				
90	Gadag	Shirahatti	SHIRAHATTI(H)	Hobli	COTTON(Non Irrigated)	RF						65.54	
91	Gadag	Shirahatti	SHIRAHATTI	Hobli	Horse Gram (kulthi/kultha)	RF	66	10	504.04				
92	Gadag	Shirahatti	SHIRAHATTI	Hobli	Maize (Makka)	IRR	5					2449.34	Y
93	Gadag	Shirahatti	SHIRAHATTI	Hobli	Maize (Makka)	RF	6					517.47	Y
94	Gadag	Shirahatti	SHIRAHATTI	Hobli	Sorghum (Jowar/Great Millet)	IRR	14	10	653.63				
95	Gadag	Shirahatti	SHIRAHATTI	Hobli	SUNFLOWER	IRR	3					759.87	Y
96	Gadag	Shirahatti	SHIRAHATTI	Hobli	SUNFLOWER	RF	291	10	200.25				



**Government of Karnataka**  
**Directorate of Economics and Statistics**  
**Hobli Level Average Yield data for Rabi season 2018-19**

S.N	District	Taluk	Insurance Unit (hobli/ GP)	GP/ HOBLI	Crop	IRR _RF	Area_Sown_Ha	No_CCE_Co nducted	Average Yield(Kg/Ha)	Name_Of_Higher_Level	No_cce Conducted_Higher	Higher average Yield(Kg/Ha)	Neighbouring Yield
97	Gadag	Shirahatti	SHIRAHATTI	Hobli	Wheat	IRR	241	10	538.00				
98	Gadag	Shirahatti	SHIRAHATTI	Hobli	Wheat	RF	7					280.07	Y

  
 Joint Director  
 Crop insurance scheme Division  
 Directorate of Economics and Statistics





**Government of Karnataka**  
**Directorate of Economics and Statistics**  
**Hobli Level Average Yield data for Rabi season 2018-19**

S.N	District	Taluk	Insurance Unit (hobli/ GP)	GP/ HOBLI	Crop	IRR_RF	Area_Sown_Ha	No_CCE_Conducted	Average Yield(Kg/Ha)	Name_Of_Higher_Level	No_cce_Conducted_Higher	Higher average Yield(Kg/Ha)	Neighbouring Yield
1	Hasan	Arkalgud	DODDAMAGGE	Hobli	Bengal Gram	RF	2			Taluk Level	8	1305.49	
2	Hasan	Arkalgud	KONANURU	Hobli	Bengal Gram	RF	5			Taluk Level	8	1305.49	
3	Hasan	Arkalgud	MALLIPATTANA	Hobli	Bengal Gram	RF	25			Taluk Level	8	1305.49	
4	Hasan	Arkalgud	RAMANATHAPUR A	Hobli	Bengal Gram	RF	80			Taluk Level	8	1305.49	
5	Hasan	Arkalgud	DODDAMAGGE	Hobli	Horse Gram (kulthi/kultha)	RF	10			Taluk Level	25	569.60	
6	Hasan	Arkalgud	KASABA	Hobli	Horse Gram (kulthi/kultha)	RF	5			Taluk Level	25	569.60	
7	Hasan	Arkalgud	KONANURU	Hobli	Horse Gram (kulthi/kultha)	RF	30			Taluk Level	25	569.60	
8	Hasan	Arkalgud	MALLIPATTANA	Hobli	Horse Gram (kulthi/kultha)	RF	5			Taluk Level	25	569.60	
9	Hasan	Arkalgud	RAMANATHAPUR A	Hobli	Horse Gram (kulthi/kultha)	RF	25			Taluk Level	25	569.60	
10	Hasan	Arkalgud	KONANURU	Hobli	Maize (Makka)	RF	24			Taluk Level	7	3250.34	
11	Hasan	Arkalgud	RAMANATHAPUR A	Hobli	Maize (Makka)	RF	50			Taluk Level	7	3250.34	
12	Hasan	Arkalgud	DODDAMAGGE	Hobli	PADDY	IRR				State Level	962	4060.21	

**Government of Karnataka**  
**Directorate of Economics and Statistics**  
**Hobli Level Average Yield data for Rabi season 2018-19**

S.N	District	Taluk	Insurance Unit (hobli/ GP)	GP/ HOBLI	Crop	IRR_RF	Area_Sown_Ha	No_CCE_Co nducted	Average Yield(Kg/Ha)	Name_Of_Higher_Level	No_cce Conducted_Higher	Higher average Yield(Kg/Ha)	Neighbouring Yield
13	Hasan	Arkalgud	KASABA	Hobli	PADDY	IRR				State Level	962	4060.21	
14	Hasan	Arkalgud	KONANURU	Hobli	PADDY	IRR				State Level	962	4060.21	
15	Hasan	Arkalgud	MALLIPATTANA	Hobli	PADDY	IRR				State Level	962	4060.21	
16	Hasan	Arkalgud	RAMANATHAPUR A	Hobli	PADDY	IRR				State Level	962	4060.21	
17	Hasan	Arkalgud	DODDAMAGGE	Hobli	RAGI	RF	91			Taluk Level	26	986.28	
18	Hasan	Arkalgud	KASABA	Hobli	RAGI	RF	10			Taluk Level	26	986.28	
19	Hasan	Arkalgud	KONANURU	Hobli	RAGI	RF	48			Taluk Level	26	986.28	
20	Hasan	Arkalgud	MALLIPATTANA	Hobli	RAGI	RF	20			Taluk Level	26	986.28	
21	Hasan	Arkalgud	RAMANATHAPUR A	Hobli	RAGI	RF	98			Taluk Level	26	986.28	
22	Hasan	Arsikere	BANAVARA	Hobli	Horse Gram (kulthi/kultha)	RF	150	10	325.43				
23	Hasan	Arsikere	GANDASI	Hobli	Horse Gram (kulthi/kultha)	RF	50	10	281.91				
24	Hasan	Arsikere	JAVAGAL	Hobli	Horse Gram (kulthi/kultha)	RF	50	10	243.63				

**Government of Karnataka**  
**Directorate of Economics and Statistics**  
**Hobli Level Average Yield data for Rabi season 2018-19**

S.N	District	Taluk	Insurance Unit (hobli/ GP)	GP/ HOBLI	Crop	IRR_RF	Area_Sown_Ha	No_CCE_Conducted	Average Yield(Kg/Ha)	Name_Of_Higher_Level	No_cce_Conducted_Higher	Higher average Yield(Kg/Ha)	Neighbouring Yield
25	Hasan	Arsikere	KANAKATTE	Hobli	Horse Gram (kulthi/kultha)	RF	308	10	134.33				
26	Hasan	Arsikere	KASABA	Hobli	Horse Gram (kulthi/kultha)	RF	20	10	116.17				
27	Hasan	Arsikere	GANDASI	Hobli	Maize (Makka)	IRR	52					3014.63	Y
28	Hasan	Arsikere	BANAVARA	Hobli	Maize (Makka)	RF	2			Taluk Level	22	653.78	
29	Hasan	Arsikere	GANDASI	Hobli	Maize (Makka)	RF	198	10	875.28				
30	Hasan	Arsikere	JAVAGAL	Hobli	Maize (Makka)	RF	5	10	523.44				
31	Hasan	Arsikere	BANAVARA	Hobli	RAGI	RF	1100	10	245.10				
32	Hasan	Arsikere	GANDASI	Hobli	RAGI	RF	350	10	493.56				
33	Hasan	Arsikere	JAVAGAL	Hobli	RAGI	RF	1850			Taluk Level	44	348.71	
34	Hasan	Arsikere	KANAKATTE	Hobli	RAGI	RF	1200			Taluk Level	44	348.71	
35	Hasan	Arsikere	KASABA	Hobli	RAGI	RF	1120			Taluk Level	44	348.71	
36	Hasan	Arsikere	BANAVARA	Hobli	Sorghum (Jowar/Great Millet)	RF	150			Taluk Level	36	397.98	

**Government of Karnataka**  
**Directorate of Economics and Statistics**  
**Hobli Level Average Yield data for Rabi season 2018-19**

S.N	District	Taluk	Insurance Unit (hobli/ GP)	GP/ HOBLI	Crop	IRR _RF	Area _Sown _Ha	No _CCE _Co nducted	Average Yield(Kg/Ha)	Name _Of _Higher _Le vel	No _cce Conducted _Higher	Higher average Yield(Kg/Ha)	Neighbouring Yield
37	Hasan	Arsikere	GANDASI	Hobli	Sorghum (Jowar/Great Millet)	RF	60			Taluk Level	36	397.98	
38	Hasan	Arsikere	JAVAGAL	Hobli	Sorghum (Jowar/Great Millet)	RF	95			Taluk Level	36	397.98	
39	Hasan	Arsikere	KANAKATTE	Hobli	Sorghum (Jowar/Great Millet)	RF	50			Taluk Level	36	397.98	
40	Hasan	Arsikere	KASABA	Hobli	Sorghum (Jowar/Great Millet)	RF	155			Taluk Level	36	397.98	
41	Hasan	Belur	HALEBEEDU	Hobli	Bengal Gram	RF	230			Taluk Level	9	677.32	
42	Hasan	Belur	BIKKODU	Hobli	Horse Gram (kulthi/kultha)	RF	0			Taluk Level	10	185.42	
43	Hasan	Belur	HALEBEEDU	Hobli	Horse Gram (kulthi/kultha)	RF	60			Taluk Level	10	185.42	
44	Hasan	Belur	KASABA	Hobli	Horse Gram (kulthi/kultha)	RF	40			Taluk Level	10	185.42	
45	Hasan	Belur	MADEEHALLI	Hobli	Horse Gram (kulthi/kultha)	RF	0			Taluk Level	10	185.42	
46	Hasan	Belur	HALEBEEDU	Hobli	Maize (Makka)	IRR	24			Taluk Level	15	3672.80	
47	Hasan	Belur	KASABA	Hobli	Maize (Makka)	IRR	17			Taluk Level	15	3672.80	
48	Hasan	Belur	MADEEHALLI	Hobli	Maize (Makka)	IRR	24			Taluk Level	15	3672.80	

**Government of Karnataka**  
**Directorate of Economics and Statistics**  
**Hobli Level Average Yield data for Rabi season 2018-19**

S.N	District	Taluk	Insurance Unit (hobli/ GP)	GP/ HOBLI	Crop	IRR_RF	Area_Sown_Ha	No_CCE_Co nducted	Average Yield(Kg/Ha)	Name_Of_Higher_Level	No_cce Conducted_Higher	Higher average Yield(Kg/Ha)	Neighbouring Yield
49	Hasan	Belur	HALEBEEDU	Hobli	Maize (Makka)	RF	1			Taluk Level	10	2662.14	
50	Hasan	Belur	KASABA	Hobli	Maize (Makka)	RF	2			Taluk Level	10	2662.14	
51	Hasan	Chanrayapatna	BAGURU	Hobli	Bengal Gram	RF	4			Taluk Level	6	945.85	
52	Hasan	Chanrayapatna	DANDIGANAHALLI	Hobli	Bengal Gram	RF	6			Taluk Level	6	945.85	
53	Hasan	Chanrayapatna	NUGGEHALLI	Hobli	Bengal Gram	RF	2			Taluk Level	6	945.85	
54	Hasan	Chanrayapatna	BAGURU	Hobli	Horse Gram (kulthi/kultha)	RF	0			Taluk Level	23	432.55	
55	Hasan	Chanrayapatna	DANDIGANAHALLI	Hobli	Horse Gram (kulthi/kultha)	RF	6			Taluk Level	23	432.55	
56	Hasan	Chanrayapatna	HIREESAVE	Hobli	Horse Gram (kulthi/kultha)	RF	0			Taluk Level	23	432.55	
57	Hasan	Chanrayapatna	KASABA	Hobli	Horse Gram (kulthi/kultha)	RF	4			Taluk Level	23	432.55	
58	Hasan	Chanrayapatna	NUGGEHALLI	Hobli	Horse Gram (kulthi/kultha)	RF	2			Taluk Level	23	432.55	
59	Hasan	Chanrayapatna	SHRAVANABELA GOLA	Hobli	Horse Gram (kulthi/kultha)	RF	10	10	359.95				
60	Hasan	Chanrayapatna	BAGURU	Hobli	RAGI	RF	0					561.15	Y

**Government of Karnataka**  
**Directorate of Economics and Statistics**  
**Hobli Level Average Yield data for Rabi season 2018-19**

S.N	District	Taluk	Insurance Unit (hobli/ GP)	GP/ HOBLI	Crop	IRR_RF	Area_Sown_Ha	No_CCE_Conducted	Average Yield(Kg/Ha)	Name_Of_Higher_Level	No_cce_Conducted_Higher	Higher average Yield(Kg/Ha)	Neighbouring Yield
61	Hasan	Chanrayapatna	DANDIGANAHALLI	Hobli	RAGI	RF	4					834.83	Y
62	Hasan	Chanrayapatna	HIREESAVE	Hobli	RAGI	RF	0			Taluk Level	4	730.12	
63	Hasan	Chanrayapatna	KASABA	Hobli	RAGI	RF	0					730.12	Y
64	Hasan	Chanrayapatna	NUGGEHALLI	Hobli	RAGI	RF	0			Taluk Level	4	730.12	
65	Hasan	Chanrayapatna	SHRAVANABELA GOLA	Hobli	RAGI	RF	0			Taluk Level	4	730.12	
66	Hasan	Chanrayapatna	NUGGEHALLI	Hobli	Sorghum (Jowar/Great Millet)	RF	0			District Level	36	397.98	
67	Hasan	Hassan	DUDDA	Hobli	Horse Gram (kulthi/kultha)	RF	5			Taluk Level	12	325.33	
68	Hasan	Hassan	KASABA	Hobli	Horse Gram (kulthi/kultha)	RF	5			Taluk Level	12	325.33	
69	Hasan	Hassan	KATTAYA	Hobli	Horse Gram (kulthi/kultha)	RF	5			Taluk Level	12	325.33	
70	Hasan	Hassan	SALAGAME	Hobli	Horse Gram (kulthi/kultha)	RF	5			Taluk Level	12	325.33	
71	Hasan	Hassan	SHANTIGRAMA	Hobli	Horse Gram (kulthi/kultha)	RF	5			Taluk Level	12	325.33	
72	Hasan	Hassan	DUDDA	Hobli	Maize (Makka)	IRR	140			Taluk Level	36	3422.15	



**Government of Karnataka**  
**Directorate of Economics and Statistics**  
**Hobli Level Average Yield data for Rabi season 2018-19**

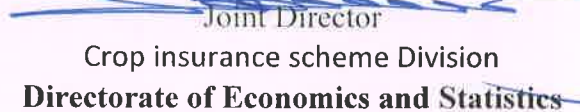
S.N	District	Taluk	Insurance Unit (hobli/ GP)	GP/ HOBLI	Crop	IRR_RF	Area_Sown_Ha	No_CCE_Co nducted	Average Yield(Kg/Ha)	Name_Of_Higher_Level	No_cce Conducted_Higher	Higher average Yield(Kg/Ha)	Neighbouring Yield
73	Hasan	Hassan	KASABA	Hobli	Maize (Makka)	IRR	120			Taluk Level	36	3422.15	
74	Hasan	Hassan	KATTAYA	Hobli	Maize (Makka)	IRR	95			Taluk Level	36	3422.15	
75	Hasan	Hassan	SALAGAME	Hobli	Maize (Makka)	IRR	126			Taluk Level	36	3422.15	
76	Hasan	Hassan	SHANTIGRAMA	Hobli	Maize (Makka)	IRR	124			Taluk Level	36	3422.15	
77	Hasan	Hassan	DUDDA	Hobli	Maize (Makka)	RF	10			Taluk Level	43	1975.09	
78	Hasan	Hassan	KASABA	Hobli	Maize (Makka)	RF	10			Taluk Level	43	1975.09	
79	Hasan	Hassan	KATTAYA	Hobli	Maize (Makka)	RF	7	10	1569.47				
80	Hasan	Hassan	SALAGAME	Hobli	Maize (Makka)	RF	8			Taluk Level	43	1975.09	
81	Hasan	Hassan	SHANTIGRAMA	Hobli	Maize (Makka)	RF	10	10	2170.83				
82	Hasan	Hassan	DUDDA	Hobli	RAGI	IRR	133	10	1558.10				
83	Hasan	Hassan	KASABA	Hobli	RAGI	IRR	101			Taluk Level	30	1234.69	
84	Hasan	Hassan	SALAGAME	Hobli	RAGI	IRR	114			Taluk Level	30	1234.69	

**Government of Karnataka**  
**Directorate of Economics and Statistics**  
**Hobli Level Average Yield data for Rabi season 2018-19**

S.N	District	Taluk	Insurance Unit (hobli/ GP)	GP/ HOBLI	Crop	IRR_RF	Area_Sown_Ha	No_CCE_Conducted	Average Yield(Kg/Ha)	Name_Of_Higher_Level	No_cce Conducted Higher	Higher average Yield(Kg/Ha)	Neighbouring Yield
85	Hasan	Hassan	SHANTIGRAMA	Hobli	RAGI	IRR	122			Taluk Level	30	1234.69	
86	Hasan	Holenarasipura	KASABA	Hobli	Bengal Gram	RF	65			Taluk Level	2	1327.08	
87	Hasan	Holenarasipura	HALEKOTE	Hobli	Horse Gram (kulthi/kultha)	RF	125			Taluk Level	11	375.54	
88	Hasan	Holenarasipura	HALLIMASURU	Hobli	Horse Gram (kulthi/kultha)	RF	280			Taluk Level	11	375.54	
89	Hasan	Holenarasipura	KASABA	Hobli	Horse Gram (kulthi/kultha)	RF	160			Taluk Level	11	375.54	
90	Hasan	Holenarasipura	HALEKOTE	Hobli	Maize (Makka)	RF	15					2107.77	Y
91	Hasan	Holenarasipura	HALLIMASURU	Hobli	Maize (Makka)	RF	45					2176.06	Y
92	Hasan	Holenarasipura	KASABA	Hobli	Maize (Makka)	RF	35			Taluk Level	10	1956.81	
93	Hasan	Holenarasipura	HALEKOTE	Hobli	PADDY	IRR				State Level	962	4060.21	
94	Hasan	Holenarasipura	HALLIMASURU	Hobli	PADDY	IRR				State Level	962	4060.21	
95	Hasan	Holenarasipura	KASABA	Hobli	PADDY	IRR				State Level	962	4060.21	
96	Hasan	Holenarasipura	HALEKOTE	Hobli	RAGI	RF	50					1130.96	Y

**Government of Karnataka**  
**Directorate of Economics and Statistics**  
**Hobli Level Average Yield data for Rabi season 2018-19**

S.N	District	Taluk	Insurance Unit (hobli/ GP)	GP/ HOBLI	Crop	IRR_RF	Area_Sown_Ha	No_CCE_Co nducted	Average Yield(Kg/Ha)	Name_Of_Higher_Level	No_cce Conducted_Higher	Higher average Yield(Kg/Ha)	Neighbouring Yield
97	Hasan	Holenarasipura	HALLIMAISURU	Hobli	RAGI	RF	80			Taluk Level	12	1148.14	
98	Hasan	Holenarasipura	KASABA	Hobli	RAGI	RF	65			Taluk Level	12	1148.14	

  
Joint Director  
Crop insurance scheme Division  
Directorate of Economics and Statistics



**Government of Karnataka**  
**Directorate of Economics and Statistics**  
**Hobli Level Average Yield data for Rabi season 2018-19**

S.N	District	Taluk	Insurance Unit (hobli/ GP)	GP/ HOBLI	Crop	IRR_RF	Area_Sown_Ha	No_CCE_Co nducted	Average Yield(Kg/Ha)	Name_Of_Higher_Level	No_cce Conducted_Higher	Higher average Yield(Kg/Ha)	Neighbouring Yield
1	Haveri	Byadagi	BYADAGI	Hobli	Bengal Gram	RF	39	10	717.48				
2	Haveri	Byadagi	BYADAGI	Hobli	Horse Gram (kulthi/kultha)	RF	312	10	686.94				
3	Haveri	Byadagi	KAGINELLI	Hobli	Horse Gram (kulthi/kultha)	RF	1089	10	471.12				
4	Haveri	Byadagi	BYADAGI	Hobli	Maize (Makka)	IRR	151	10	2439.24				
5	Haveri	Byadagi	KAGINELLI	Hobli	Maize (Makka)	IRR	778	10	2222.02				
6	Haveri	Byadagi	BYADAGI	Hobli	Safflower	RF	0			District Level	30	770.07	
7	Haveri	Byadagi	BYADAGI	Hobli	SUNFLOWER	IRR	21	10	740.33				
8	Haveri	Byadagi	KAGINELLI	Hobli	SUNFLOWER	IRR	31	10	749.43				
9	Haveri	Byadagi	BYADAGI	Hobli	SUNFLOWER	RF	2					374.40	Y
10	Haveri	Byadagi	BYADAGI	Hobli	Tomato	NS	280	10	3272.00				
11	Haveri	Byadagi	KAGINELLI	Hobli	Tomato	NS	201	10	3460.00				
12	Haveri	Hangal	HANAGALLA	Hobli	Black Gram (urd bean)	RF	16	10	159.07				

**Government of Karnataka**  
**Directorate of Economics and Statistics**  
**Hobli Level Average Yield data for Rabi season 2018-19**

S.N	District	Taluk	Insurance Unit (hobli/ GP)	GP/ HOBLI	Crop	IRR_RF	Area_Sown_Ha	No_CCE_Co nducted	Average Yield(Kg/Ha)	Name_Of_Higher_Level	No_cce Conducted_Higher	Higher average Yield(Kg/Ha)	Neighbouring Yield
13	Haveri	Hangal	AKKIALURA	Hobli	Green Gram (Moong Bean/ Moong)	RF	264	10	469.10				
14	Haveri	Hangal	BAMMANALLI	Hobli	Green Gram (Moong Bean/ Moong)	RF	338			Taluk Level	28	334.30	
15	Haveri	Hangal	HANAGALLA	Hobli	Green Gram (Moong Bean/ Moong)	RF	233	10	184.60				
16	Haveri	Hangal	AKKIALURA	Hobli	Horse Gram (kulthi/kultha)	RF	337	10	613.02				
17	Haveri	Hangal	BAMMANALLI	Hobli	Sorghum (Jowar/Great Millet)	IRR	178	10	1074.86				
18	Haveri	Hangal	BAMMANALLI	Hobli	Sorghum (Jowar/Great Millet)	RF	1547	10	1514.85				
19	Haveri	Hangal	AKKIALURA	Hobli	SUNFLOWER	IRR	9			District Level	83	1204.98	
20	Haveri	Haveri	GUTTALA	Hobli	Bengal Gram	IRR		10	317.09				
21	Haveri	Haveri	GUTTALA	Hobli	Bengal Gram	RF	1192	10	254.63				
22	Haveri	Haveri	HVERI	Hobli	Bengal Gram	RF	10			Taluk Level	26	210.53	
23	Haveri	Haveri	KARAJAGI	Hobli	Bengal Gram	RF	143	10	201.04				
24	Haveri	Haveri	GUTTALA	Hobli	Horse Gram (kulthi/kultha)	RF	0			District Level	66	591.68	

**Government of Karnataka**  
**Directorate of Economics and Statistics**  
**Hobli Level Average Yield data for Rabi season 2018-19**

S.N	District	Taluk	Insurance Unit (hobli/ GP)	GP/ HOBLI	Crop	IRR _RF	Area Sown _Ha	No_CCE_Co nducted	Average Yield(Kg/Ha)	Name_Of_Higher_Le vel	No_cce Conducted_Higher	Higher average Yield(Kg/Ha)	Neighbouring Yield
25	Haveri	Haveri	GUTTALA	Hobli	Safflower	RF	0			District Level	30	770.07	
26	Haveri	Haveri	HAVERI	Hobli	Safflower	RF	1			District Level	30	770.07	
27	Haveri	Haveri	GUTTALA	Hobli	Sorghum (Jowar/Great Millet)	IRR	150	10	746.54				
28	Haveri	Haveri	KARAJAGI	Hobli	Sorghum (Jowar/Great Millet)	IRR	148	10	1058.36				
29	Haveri	Haveri	GUTTALA	Hobli	SUNFLOWER	IRR	1					832.86	Y
30	Haveri	Haveri	HAVERI	Hobli	SUNFLOWER	IRR	1			Taluk Level	3	316.22	
31	Haveri	Haveri	KARAJAGI	Hobli	SUNFLOWER	IRR	3					688.97	Y
32	Haveri	Haveri	GUTTALA	Hobli	SUNFLOWER	RF	0			District Level	24	602.53	
33	Haveri	Haveri	KARAJAGI	Hobli	Wheat	RF	2					228.87	Y
34	Haveri	Hirekerur	HIREKERURA	Hobli	Bengal Gram	RF	6			Taluk Level	14	461.62	
35	Haveri	Hirekerur	RATTEEHALLI	Hobli	Bengal Gram	RF	200	10	518.96				
36	Haveri	Hirekerur	HANSABHAVI	Hobli	Horse Gram (kulthi/kultha)	RF	2382	10	558.15				

**Government of Karnataka**  
**Directorate of Economics and Statistics**  
**Hobli Level Average Yield data for Rabi season 2018-19**

S.N	District	Taluk	Insurance Unit (hobli/ GP)	GP/ HOBLI	Crop	IRR_RF	Area_Sown_Ha	No_CCE_Co nducted	Average Yield(Kg/Ha)	Name_Of Higher_Level	No_cce Conducted_Higher	Higher average Yield(Kg/Ha)	Neighbouring Yield
37	Haveri	Hirekerur	HIREKERURA	Hobli	Horse Gram (kulthi/kultha)	RF	1215	10	549.32				
38	Haveri	Hirekerur	RATTEEHALLI	Hobli	Horse Gram (kulthi/kultha)	RF	294	10	579.39				
39	Haveri	Hirekerur	HANSABHAVI	Hobli	Maize (Makka)	IRR	145	10	1227.09				
40	Haveri	Hirekerur	HIREKERURA	Hobli	Maize (Makka)	IRR	223	10	2822.66				
41	Haveri	Hirekerur	RATTEEHALLI	Hobli	Maize (Makka)	IRR	343	10	3660.85				
42	Haveri	Hirekerur	RATTEEHALLI	Hobli	Sorghum (Jowar/Great Millet)	IRR	121	10	2279.96				
43	Haveri	Hirekerur	HANSABHAVI	Hobli	SUNFLOWER	IRR	239	10	1591.83				
44	Haveri	Hirekerur	HIREKERURA	Hobli	SUNFLOWER	IRR	778	10	1364.54				
45	Haveri	Hirekerur	RATTEEHALLI	Hobli	SUNFLOWER	IRR	814	10	1194.16				
46	Haveri	Hirekerur	HIREKERURA	Hobli	SUNFLOWER	RF	0			Taluk Level	10	773.71	
47	Haveri	Hirekerur	RATTEEHALLI	Hobli	SUNFLOWER	RF	47	10	773.71				
48	Haveri	Hirekerur	HANSABHAVI	Hobli	Tomato	NS	152	10	2480.40				



**Government of Karnataka**  
**Directorate of Economics and Statistics**  
**Hobli Level Average Yield data for Rabi season 2018-19**

S.N	District	Taluk	Insurance Unit (hobli/ GP)	GP/ HOBLI	Crop	IRR_RF	Area_Sown_Ha	No_CCE_Co nducted	Average Yield(Kg/Ha)	Name_Of_Higher_Level	No_cce Conducted_Higher	Higher average Yield(Kg/Ha)	Neighbouring Yield
49	Haveri	Hirekerur	HIREKERURA	Hobli	Tomato	NS	344			Taluk Level	10	2480.40	
50	Haveri	Ranebennur	RANEBENNURA	Hobli	Bengal Gram	IRR		10	469.67				
51	Haveri	Ranebennur	KUPPELURA	Hobli	Bengal Gram	RF	556	10	716.30				
52	Haveri	Ranebennur	MEDLERI	Hobli	Bengal Gram	RF	159	10	400.82				
53	Haveri	Ranebennur	RANEBENNURA	Hobli	Bengal Gram	RF	252	10	636.24				
54	Haveri	Ranebennur	KUPPELURA(H)	Hobli	COTTON(Non Irrigated)	RF						560.45	
55	Haveri	Ranebennur	KUPPELURA	Hobli	Horse Gram (kulthi/kultha)	RF	0			Taluk Level	6	745.25	
56	Haveri	Ranebennur	RANEBENNURA	Hobli	Horse Gram (kulthi/kultha)	RF	25			Taluk Level	6	745.25	
57	Haveri	Ranebennur	KUPPELURA	Hobli	Maize (Makka)	IRR	453	10	5191.35				
58	Haveri	Ranebennur	MEDLERI	Hobli	Maize (Makka)	IRR	748	10	4017.37				
59	Haveri	Ranebennur	RANEBENNURA	Hobli	Maize (Makka)	IRR	310	10	3991.66				
60	Haveri	Ranebennur	KUPPELURA	Hobli	Onion	IRR	79	10	1300.00				

**Government of Karnataka**  
**Directorate of Economics and Statistics**  
**Hobli Level Average Yield data for Rabi season 2018-19**


S.N	District	Taluk	Insurance Unit (hobli/ GP)	GP/ HOBLI	Crop	IRR_RF	Area_Sown_Ha	No_CCE_Co nducted	Average Yield(Kg/Ha)	Name_Of_Higher_Level	No_cce Conducted_Higher	Higher average Yield(Kg/Ha)	Neighbouring Yield
61	Haveri	Ranebennur	RANEBENNURA	Hobli	Safflower	RF	0			District Level	30	770.07	
62	Haveri	Ranebennur	KUPPELURA	Hobli	Sorghum (Jowar/Great Millet)	IRR	483	10	2269.87				
63	Haveri	Ranebennur	MEDLERI	Hobli	Sorghum (Jowar/Great Millet)	IRR	513	10	3071.25				
64	Haveri	Ranebennur	RANEBENNURA	Hobli	Sorghum (Jowar/Great Millet)	IRR	196	10	2939.37				
65	Haveri	Ranebennur	KUPPELURA	Hobli	SUNFLOWER	IRR	155	10	1459.02				
66	Haveri	Ranebennur	MEDLERI	Hobli	SUNFLOWER	IRR	101	10	1429.73				
67	Haveri	Ranebennur	RANEBENNURA	Hobli	SUNFLOWER	IRR	193	10	1377.44				
68	Haveri	Ranebennur	KUPPELURA	Hobli	SUNFLOWER	RF	351	10	522.61				
69	Haveri	Ranebennur	MEDLERI	Hobli	SUNFLOWER	RF	7			Taluk Level	12	491.85	
70	Haveri	Ranebennur	RANEBENNURA	Hobli	SUNFLOWER	RF	3			Taluk Level	12	491.85	
71	Haveri	Ranebennur	RANEBENNURA	Hobli	Tomato	NS	181	10	4686.00				
72	Haveri	Savanur	HATTIMATTURA	Hobli	Horse Gram (kulthi/kultha)	RF	0			District Level	66	591.68	

**Government of Karnataka**  
**Directorate of Economics and Statistics**  
**Hobli Level Average Yield data for Rabi season 2018-19**

S.N	District	Taluk	Insurance Unit (hobli/ GP)	GP/ HOBLI	Crop	IRR_RF	Area_Sown_Ha	No_CCE_Co nducted	Average Yield(Kg/Ha)	Name_Of_Higher_Level	No_cce_Conducted_Higher	Higher average Yield(Kg/Ha)	Neighbouring Yield
73	Haveri	Savanur	SAVANURA	Hobli	Horse Gram (kulthi/kultha)	RF	0			District Level	66	591.68	
74	Haveri	Savanur	SAVANURA	Hobli	Maize (Makka)	IRR	77	10	1111.01				
75	Haveri	Savanur	HATTIMATTURA	Hobli	Safflower	RF	83					653.49	Y
76	Haveri	Savanur	SAVANURA	Hobli	Safflower	RF	41			Taluk Level	12	799.64	
77	Haveri	Savanur	HATTIMATTURA	Hobli	Sorghum (Jowar/Great Millet)	IRR	29	10	570.54				
78	Haveri	Savanur	SAVANURA	Hobli	Sorghum (Jowar/Great Millet)	IRR	19			Taluk Level	16	455.12	
79	Haveri	Savanur	HATTIMATTURA	Hobli	SUNFLOWER	RF	0			District Level	24	602.53	
80	Haveri	Savanur	SAVANURA	Hobli	SUNFLOWER	RF	0			District Level	24	602.53	
81	Haveri	Savanur	HATTIMATTURA	Hobli	Wheat	RF	24					233.41	Y
82	Haveri	Savanur	SAVANURA	Hobli	Wheat	RF	89			Taluk Level	10	170.75	
83	Haveri	Shiggaon	DUNDASHI	Hobli	Bengal Gram	RF	57	10	293.47				
84	Haveri	Shiggaon	SHIGGANVA	Hobli	Bengal Gram	RF	345	10	307.49				

**Government of Karnataka**  
**Directorate of Economics and Statistics**  
**Hobli Level Average Yield data for Rabi season 2018-19**

S.N	District	Taluk	Insurance Unit (hobli/ GP)	GP/ HOBLI	Crop	IRR_RF	Area_Sown_Ha	No_CCE_Co nducted	Average Yield(Kg/Ha)	Name_Of_Higher_Level	No_cce Conducted_Higher	Higher average Yield(Kg/Ha)	Neighbouring Yield
85	Haveri	Shiggaon	BANKAPURA	Hobli	Green Gram (Moong Bean/ Moong)	RF	326	10	190.96				
86	Haveri	Shiggaon	DUNDASHI	Hobli	Green Gram (Moong Bean/ Moong)	RF	589	10	106.33				
87	Haveri	Shiggaon	BANKAPURA	Hobli	Maize (Makka)	IRR	299	10	1072.65				
88	Haveri	Shiggaon	DUNDASHI	Hobli	Maize (Makka)	IRR	254	10	2800.94				
89	Haveri	Shiggaon	SHIGGANVA	Hobli	Maize (Makka)	IRR	124	10	2608.63				
90	Haveri	Shiggaon	BANKAPURA	Hobli	Safflower	RF	36	10	665.05				
91	Haveri	Shiggaon	SHIGGANVA	Hobli	Safflower	RF	95			Taluk Level	18	750.36	
92	Haveri	Shiggaon	BANKAPURA	Hobli	Sorghum (Jowar/Great Millet)	IRR	19	10	839.17				
93	Haveri	Shiggaon	SHIGGANVA	Hobli	Sorghum (Jowar/Great Millet)	IRR	5	10	1573.78				
94	Haveri	Shiggaon	SHIGGANVA	Hobli	Wheat	RF	522	10	389.57				

  
**Joint Director**  
**Crop insurance scheme Division**  
**Directorate of Economics and Statistics**

**Government of Karnataka  
Directorate of Economics and Statistics**

**Hobli Level Average Yield data for Rabi season 2018-19**

S.N	District	Taluk	Insurance Unit (hobli/ GP)	GP/ HOBLI	Crop	IRR_RF	Area_Sown_Ha	No_CCE_Co nducted	Average Yield(Kg/Ha)	Name_Of_Higher_Level	No_cce Conducted_Higher	Higher average Yield(Kg/Ha)	Neighbouring Yield
1	Kalaburgi	Afzalpur	AFAJALAPURA	Hobli	Safflower	RF	0			Taluk Level	10	851.17	
2	Kalaburgi	Afzalpur	ATANURA	Hobli	Safflower	RF	0			Taluk Level	10	851.17	
3	Kalaburgi	Afzalpur	KARAJAGI	Hobli	Safflower	RF	30	10	851.17				
4	Kalaburgi	Aland	ALANDA	Hobli	Safflower	RF	22	10	551.35				
5	Kalaburgi	Aland	KHAJURI	Hobli	Safflower	RF	23	10	1653.57				
6	Kalaburgi	Aland	MADANAHIPPARGA	Hobli	Safflower	RF	19			Taluk Level	47	1493.97	
7	Kalaburgi	Aland	NARONA	Hobli	Safflower	RF	24	10	1551.79				
8	Kalaburgi	Aland	NIMBARGA	Hobli	Safflower	RF	21	10	2083.46				
9	Kalaburgi	Chincholi	AINAPURA	Hobli	Safflower	RF	0			District Level	169	987.32	
10	Kalaburgi	Chincholi	CHINCHOLI	Hobli	Safflower	RF	5			District Level	169	987.32	
11	Kalaburgi	Chincholi	KODLI	Hobli	Safflower	RF	3			District Level	169	987.32	
12	Kalaburgi	Chincholi	SULEPETA	Hobli	Safflower	RF	5			District Level	169	987.32	

**Government of Karnataka**  
**Directorate of Economics and Statistics**

**Hobli Level Average Yield data for Rabi season 2018-19**

S.N	District	Taluk	Insurance Unit (hobli/ GP)	GP/ HOBLI	Crop	IRR_RF	Area_Sown_Ha	No_CCE_Conducted	Average Yield(Kg/Ha)	Name_Of_Higher_Level	No_cce_Conducted_Higher	Higher average Yield(Kg/Ha)	Neighbouring Yield
13	Kalaburgi	Chittapur	NALAVARA	Hobli	PADDY	IRR	31	10	2309.34				
14	Kalaburgi	Chittapur	CHITTAPURA	Hobli	Safflower	RF	8	10	1300.76				
15	Kalaburgi	Chittapur	NALAVARA	Hobli	Safflower	RF	0			Taluk Level	12	1216.30	
16	Kalaburgi	Chittapur	SHAHABADA	Hobli	Safflower	RF	1			Taluk Level	12	1216.30	
17	Kalaburgi	Jevargi	NELOGI	Hobli	Maize (Makka)	IRR	11			State Level	2044	3523.50	
18	Kalaburgi	Jevargi	ANDOLA	Hobli	Safflower	RF	2	10	421.77				
19	Kalaburgi	Jevargi	JEVARGI	Hobli	Safflower	RF	0			Taluk Level	10	421.77	
20	Kalaburgi	Jevargi	NELOGI	Hobli	Safflower	RF	0			Taluk Level	10	421.77	
21	Kalaburgi	Kalaburgi	AVARADA B	Hobli	Safflower	RF	90			Taluk Level	19	758.76	
22	Kalaburgi	Kalaburgi	FARAHATABADA	Hobli	Safflower	RF	3	10	575.42				
23	Kalaburgi	Kalaburgi	GULABARGA	Hobli	Safflower	RF	4			Taluk Level	19	758.76	
24	Kalaburgi	Kalaburgi	PATTANA	Hobli	Safflower	RF	28			Taluk Level	19	758.76	

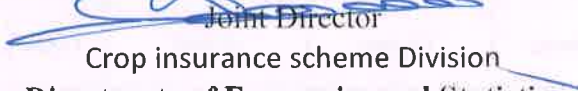
**Government of Karnataka**  
**Directorate of Economics and Statistics**  
**Hobli Level Average Yield data for Rabi season 2018-19**

S.N	District	Taluk	Insurance Unit (hobli/ GP)	GP/ HOBLI	Crop	IRR_RF	Area_Sown_Ha	No_CCE_Conducted	Average Yield(Kg/Ha)	Name_Of_Higher_Level	No_cce_Conducted_Higher	Higher average Yield(Kg/Ha)	Neighbouring Yield
25	Kalaburgi	Kalaburgi North	KAMALAPURA	Hobli	Safflower	RF	12	10	631.39				
26	Kalaburgi	Kalaburgi North	MAHAGANVA	Hobli	Safflower	RF	110	10	598.36				
27	Kalaburgi	Kalagi	GUNDAGURTI	Hobli	Safflower	RF	8			Taluk Level	11	1168.54	
28	Kalaburgi	Kalagi	KALAGI	Hobli	Safflower	RF	10	10	1240.93				
29	Kalaburgi	Sedam	ADAKI	Hobli	PADDY	IRR	0			District Level	10	2309.34	
30	Kalaburgi	Sedam	KODLA	Hobli	PADDY	IRR	0			District Level	10	2309.34	
31	Kalaburgi	Sedam	MUDOLA	Hobli	PADDY	IRR	0			District Level	10	2309.34	
32	Kalaburgi	Sedam	ADAKI	Hobli	Safflower	RF	14	10	872.76				
33	Kalaburgi	Sedam	KODLA	Hobli	Safflower	RF	11	10	710.85				
34	Kalaburgi	Sedam	MUDOLA	Hobli	Safflower	RF	10	10	782.57				
35	Kalaburgi	Sedam	SEDAM	Hobli	Safflower	RF	2	10	608.66				
36	Kalaburgi	Yedrami	YADRAMI	Hobli	Maize (Makka)	IRR	11			State Level	2044	3523.50	



**Government of Karnataka**  
**Directorate of Economics and Statistics**  
**Hobli Level Average Yield data for Rabi season 2018-19**

S.N	District	Taluk	Insurance Unit (hobli/ GP)	GP/ HOBLI	Crop	IRR_RF	Area_Sown_Ha	No_CCE_Co nducted	Average Yield(Kg/Ha)	Name_Of_Higher_Level	No_cce Conducted_Higher	Higher average Yield(Kg/Ha)	Neighbouring Yield
37	Kalaburgi	Yedrami	IJERI	Hobli	PADDY	IRR	0			District Level	10	2309.34	
38	Kalaburgi	Yedrami	IJERI	Hobli	Safflower	RF	0			District Level	169	987.32	
39	Kalaburgi	Yedrami	YADRAMI	Hobli	Safflower	RF	0			District Level	169	987.32	

  
 Joint Director  
 Crop insurance scheme Division  
 Directorate of Economics and Statistics

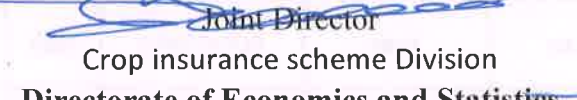


**Government of Karnataka**  
**Directorate of Economics and Statistics**  
**Hobli Level Average Yield data for Rabi season 2018-19**

S.N	District	Taluk	Insurance Unit (hobli/ GP)	GP/ HOBLI	Crop	IRR_IRF	Area_Sown_Ha	No_CCE_Co nducted	Average Yield(Kg/Ha)	Name_Of_Higher_Level	No_cce Conducted_Higher	Higher average Yield(Kg/Ha)	Neighbouring Yield
1	Kolar	Bangarpet	BETAMANGALA	Hobli	Potato	IRR	108	10	13021.44				
2	Kolar	Bangarpet	BUDIKOTE	Hobli	Potato	IRR	108	10	15928.00				
3	Kolar	Bangarpet	KAMASAMUDRA	Hobli	Potato	IRR	165	10	21336.00				
4	Kolar	Bangarpet	KASABA	Hobli	Potato	IRR	350	10	13881.24				
5	Kolar	Bangarpet	KYASAMBALLI	Hobli	Potato	IRR	350	10	15090.00				
6	Kolar	Kolar	HOLURU	Hobli	Potato	IRR	24	10	19060.00				
7	Kolar	Kolar	HUTTURU	Hobli	Potato	IRR	106			Taluk Level	54	21255.85	
8	Kolar	Kolar	KASABA	Hobli	Potato	IRR	90			Taluk Level	54	21255.85	
9	Kolar	Kolar	NARASAPURA	Hobli	Potato	IRR	9	10	29980.00				
10	Kolar	Kolar	SUGATURU	Hobli	Potato	IRR	5	10	20852.80				
11	Kolar	Kolar	VEMAGALLU	Hobli	Potato	IRR	8	10	19616.00				
12	Kolar	Mallur	KASABA	Hobli	Potato	IRR	228			Taluk Level	36	12331.20	

**Government of Karnataka**  
**Directorate of Economics and Statistics**  
**Hobli Level Average Yield data for Rabi season 2018-19**

S.N	District	Taluk	Insurance Unit (hobli/ GP)	GP/ HOBLI	Crop	IRR_RF	Area_Sown_Ha	No_CCE_Co nducted	Average Yield(Kg/Ha)	Name_Of Higher_Level	No_cce Conducted_Higher	Higher average Yield(Kg/Ha)	Neighbouring Yield
13	Kolar	Mallur	LAKKURU	Hobli	Potato	IRR	135	10	11328.00				
14	Kolar	Mallur	MASTI	Hobli	Potato	IRR	248	10	14352.32				
15	Kolar	Mallur	TEKAL	Hobli	Potato	IRR	215	10	9772.00				
16	Kolar	Mulbagal	AVANI	Hobli	Potato	IRR	225	10	15538.00				
17	Kolar	Mulbagal	BAIRAKURU	Hobli	Potato	IRR	118	10	8430.00				
18	Kolar	Mulbagal	DUGGASANDRA	Hobli	Potato	IRR	35			Taluk Level	49	9784.49	
19	Kolar	Mulbagal	KASABA	Hobli	Potato	IRR	440	10	5924.00				
20	Kolar	Mulbagal	TAYALURU	Hobli	Potato	IRR	164	10	8456.00				

  
**Joint Director**  
**Crop insurance scheme Division**  
**Directorate of Economics and Statistics**

**Government of Karnataka**  
**Directorate of Economics and Statistics**  
**Hobli Level Average Yield data for Rabi season 2018-19**

S.N	District	Taluk	Insurance Unit (hobli/ GP)	GP/ HOBLI	Crop	IRR_RF	Area_Sown_Ha	No_CCE_Conducted	Average Yield(Kg/Ha)	Name_Of_Higher_Level	No_cce_Conducted_Higher	Higher average Yield(Kg/Ha)	Neighbouring Yield
1	Koppal	Gangavathi	HULIHAIIDARA	Hobli	Horse Gram (kulthi/kultha)	RF	65			Taluk Level	22	423.55	
2	Koppal	Gangavathi	KANAKAGIRI	Hobli	Horse Gram (kulthi/kultha)	RF	115			Taluk Level	22	423.55	
3	Koppal	Gangavathi	NAVALI	Hobli	Horse Gram (kulthi/kultha)	RF	3			Taluk Level	22	423.55	
4	Koppal	Gangavathi	VENKATAGIRI	Hobli	Horse Gram (kulthi/kultha)	RF	0			Taluk Level	22	423.55	
5	Koppal	Gangavathi	HULIHAIIDARA	Hobli	Maize (Makka)	IRR	105			Taluk Level	33	4735.68	
6	Koppal	Gangavathi	KANAKAGIRI	Hobli	Maize (Makka)	IRR	82			Taluk Level	33	4735.68	
7	Koppal	Gangavathi	NAVALI	Hobli	Maize (Makka)	IRR	78	10	5639.74				
8	Koppal	Gangavathi	VENKATAGIRI	Hobli	Maize (Makka)	IRR	31			Taluk Level	33	4735.68	
9	Koppal	Gangavathi	HULIHAIIDARA	Hobli	Maize (Makka)	RF	27					1087.18	Y
10	Koppal	Gangavathi	KANAKAGIRI	Hobli	Maize (Makka)	RF	0					1087.18	Y
11	Koppal	Gangavathi	VENKATAGIRI	Hobli	Maize (Makka)	RF	0			Taluk Level	7	1087.18	

(8/)

**Government of Karnataka**  
**Directorate of Economics and Statistics**  
**Hobli Level Average Yield data for Rabi season 2018-19**

S.N	District	Taluk	Insurance Unit (hobli/ GP)	GP/ HOBLI	Crop	IRR_RF	Area_Sown_Ha	No_CCE_Co nducted	Average Yield(Kg/Ha)	Name_Of_Higher_Level	No_cce Conducted_Higher	Higher average Yield(Kg/Ha)	Neighbouring Yield
12	Koppal	Gangavathi	KANAKAGIRI	Hobli	Safflower	RF	5					91.89	Y
13	Koppal	Gangavathi	NAVALI	Hobli	Safflower	RF	135					91.89	Y
14	Koppal	Gangavathi	VENKATAGIRI	Hobli	Safflower	RF	0			Taluk Level	9	91.89	
15	Koppal	Gangavathi	KANAKAGIRI	Hobli	Sorghum (Jowar/Great Millet)	RF	0			Taluk Level	10	774.45	
16	Koppal	Gangavathi	NAVALI	Hobli	Sorghum (Jowar/Great Millet)	RF	2438	10	774.45				
17	Koppal	Gangavathi	VENKATAGIRI	Hobli	Sorghum (Jowar/Great Millet)	RF	0			Taluk Level	10	774.45	
18	Koppal	Gangavathi	KANAKAGIRI	Hobli	SUNFLOWER	IRR	11					277.22	Y
19	Koppal	Gangavathi	NAVALI	Hobli	SUNFLOWER	IRR	5					417.11	Y
20	Koppal	Gangavathi	HULIHAIIDARA	Hobli	SUNFLOWER	RF	0					241.53	Y
21	Koppal	Gangavathi	KANAKAGIRI	Hobli	SUNFLOWER	RF	7					195.75	Y
22	Koppal	Gangavathi	NAVALI	Hobli	SUNFLOWER	RF	675	10	177.44				

**Government of Karnataka**  
**Directorate of Economics and Statistics**  
**Hobli Level Average Yield data for Rabi season 2018-19**

S.N	District	Taluk	Insurance Unit (hobli/ GP)	GP/ HOBLI	Crop	IRR_RF	Area_Sown_Ha	No_CCE_Conducted	Average Yield(Kg/Ha)	Name_Of_Higher_Level	No_cce_Conducted_Higher	Higher average Yield(Kg/Ha)	Neighbouring Yield
23	Koppal	Gangavathi	SIDDAPURA	Hobli	SUNFLOWER	RF	0					228.23	Y
24	Koppal	Gangavathi	VENKATAGIRI	Hobli	SUNFLOWER	RF	0			Taluk Level	12	194.70	
25	Koppal	Gangavathi	NAVALI	Hobli	Wheat	RF	5			District Level	51	552.42	
26	Koppal	Karatagi	KARATAGI	Hobli	Sorghum (Jowar/Great Millet)	RF	105	10	416.27				
27	Koppal	Karatagi	KARATAGI	Hobli	SUNFLOWER	RF	105					319.63	Y
28	Koppal	Koppal	ALAVANDI	Hobli	Horse Gram (kulthi/kultha)	RF	215	10	491.74				
29	Koppal	Koppal	IRAKALLAGADA	Hobli	Horse Gram (kulthi/kultha)	RF	2	10	496.41				
30	Koppal	Koppal	KOPPALA	Hobli	Horse Gram (kulthi/kultha)	RF	225	10	502.53				
31	Koppal	Koppal	ALAVANDI	Hobli	Linseed	RF	9			Taluk Level	2	259.32	
32	Koppal	Koppal	KOPPALA	Hobli	Linseed	RF	0			Taluk Level	2	259.32	
33	Koppal	Koppal	ALAVANDI	Hobli	Maize (Makka)	IRR	1690	10	2087.90				

**Government of Karnataka**  
**Directorate of Economics and Statistics**  
**Hobli Level Average Yield data for Rabi season 2018-19**

S.N	District	Taluk	Insurance Unit (hobli/ GP)	GP/ HOBLI	Crop	IRR _RF	Area_Sown_Ha	No_CCE_Co nducted	Average Yield(Kg/Ha)	Name_Of_Higher_Le vel	No_cce Conducted_Higher	Higher average Yield(Kg/Ha)	Neighbouring Yield
34	Koppal	Koppal	IRAKALLAGADA	Hobli	Maize (Makka)	IRR	10			Taluk Level	29	1418.32	
35	Koppal	Koppal	KOPPALA	Hobli	Maize (Makka)	IRR	1240	10	1138.21				
36	Koppal	Koppal	ALAVANDI	Hobli	Maize (Makka)	RF	161					647.10	Y
37	Koppal	Koppal	KOPPALA	Hobli	Maize (Makka)	RF	6					826.10	Y
38	Koppal	Koppal	ALAVANDI	Hobli	Safflower	RF	120					293.24	Y
39	Koppal	Koppal	KOPPALA	Hobli	Safflower	RF	4			Taluk Level	9	369.02	
40	Koppal	Koppal	ALAVANDI	Hobli	SUNFLOWER	IRR	210	10	467.34				
41	Koppal	Koppal	KOPPALA	Hobli	SUNFLOWER	IRR	7	10	742.45				
42	Koppal	Koppal	ALAVANDI	Hobli	SUNFLOWER	RF	820	10	181.68				
43	Koppal	Koppal	KOPPALA	Hobli	SUNFLOWER	RF	820	10	278.71				
44	Koppal	Koppal	ALAVANDI	Hobli	Wheat	IRR	90			Taluk Level	8	2297.33	

**Government of Karnataka**  
**Directorate of Economics and Statistics**  
**Hobli Level Average Yield data for Rabi season 2018-19**

S.N	District	Taluk	Insurance Unit (hobli/ GP)	GP/ HOBLI	Crop	IRR_RF	Area_Sown_Ha	No_CCE_Conducted	Average Yield(Kg/Ha)	Name_Of_Higher_Level	No_cce_Conducted_Higher	Higher average Yield(Kg/Ha)	Neighbouring Yield
45	Koppal	Koppal	ALAVANDI	Hobli	Wheat	RF	810			Taluk Level	9	1274.45	
46	Koppal	Koppal	KOPPALA	Hobli	Wheat	RF	2			Taluk Level	9	1274.45	
47	Koppal	Kushtagi	TAVARAGERA	Hobli	Bengal Gram	IRR	5	10	436.79				
48	Koppal	Kushtagi	HANAMANALA	Hobli	Horse Gram (kulthi/kultha)	RF	782	10	491.43				
49	Koppal	Kushtagi	HANAMASAGARA	Hobli	Horse Gram (kulthi/kultha)	RF	449	10	339.94				
50	Koppal	Kushtagi	KUSHTAGI	Hobli	Horse Gram (kulthi/kultha)	RF	193			Taluk Level	39	349.82	
51	Koppal	Kushtagi	TAVARAGERA	Hobli	Horse Gram (kulthi/kultha)	RF	556	10	301.97				
52	Koppal	Kushtagi	HANAMASAGARA	Hobli	Linseed	RF	0			District Level	12	290.86	
53	Koppal	Kushtagi	KUSHTAGI	Hobli	Linseed	RF	0			District Level	12	290.86	
54	Koppal	Kushtagi	TAVARAGERA	Hobli	Linseed	RF	0			District Level	12	290.86	
55	Koppal	Kushtagi	HANAMANALA	Hobli	Maize (Makka)	IRR	132	10	1095.02				

(2)



**Government of Karnataka**  
**Directorate of Economics and Statistics**  
**Hobli Level Average Yield data for Rabi season 2018-19**

S.N	District	Taluk	Insurance Unit (hobli/ GP)	GP/ HOBLI	Crop	IRR_RF	Area_Sown_Ha	No_CCE_Co nducted	Average Yield(Kg/Ha)	Name_Of Higher_Level	No_cce Conducted_Higher	Higher average Yield(Kg/Ha)	Neighbouring Yield
56	Koppal	Kushtagi	HANAMASAGARA	Hobli	Maize (Makka)	IRR	305	10	2367.49				
57	Koppal	Kushtagi	KUSHTAGI	Hobli	Maize (Makka)	IRR	25	10	2927.88				
58	Koppal	Kushtagi	TAVARAGERA	Hobli	Maize (Makka)	IRR	137			Taluk Level	39	1893.95	
59	Koppal	Kushtagi	HANAMASAGARA	Hobli	Safflower	RF	75					298.84	Y
60	Koppal	Kushtagi	KUSHTAGI	Hobli	Safflower	RF	61					332.89	Y
61	Koppal	Kushtagi	TAVARAGERA	Hobli	Safflower	RF	0					320.69	Y
62	Koppal	Kushtagi	HANAMANALA	Hobli	Sorghum (Jowar/Great Millet)	IRR	3			Taluk Level	38	745.55	
63	Koppal	Kushtagi	HANAMASAGARA	Hobli	Sorghum (Jowar/Great Millet)	IRR	11	10	1037.08				
64	Koppal	Kushtagi	KUSHTAGI	Hobli	Sorghum (Jowar/Great Millet)	IRR	26	10	676.85				
65	Koppal	Kushtagi	TAVARAGERA	Hobli	Sorghum (Jowar/Great Millet)	IRR	14	10	477.64				
66	Koppal	Kushtagi	HANAMANALA	Hobli	Sorghum (Jowar/Great Millet)	RF	96	10	28.07				



**Government of Karnataka**  
**Directorate of Economics and Statistics**  
**Hobli Level Average Yield data for Rabi season 2018-19**

S.N	District	Taluk	Insurance Unit (hobli/ GP)	GP/ HOBLI	Crop	IRR_RF	Area_Sown_Ha	No_CCE_Co nducted	Average Yield(Kg/Ha)	Name_Of_Higher_Level	No_cce Conducted_Higher	Higher average Yield(Kg/Ha)	Neighbouring Yield
67	Koppal	Kushtagi	HANAMASAGARA	Hobli	Sorghum (Jowar/Great Millet)	RF	3683	10	490.90				
68	Koppal	Kushtagi	KUSHTAGI	Hobli	Sorghum (Jowar/Great Millet)	RF	4184	10	453.94				
69	Koppal	Kushtagi	TAVARAGERA	Hobli	Sorghum (Jowar/Great Millet)	RF	3341	10	251.96				
70	Koppal	Kushtagi	HANAMANALA	Hobli	SUNFLOWER	IRR	212			Taluk Level	31	481.17	
71	Koppal	Kushtagi	HANAMASAGARA	Hobli	SUNFLOWER	IRR	169	10	569.95				
72	Koppal	Kushtagi	KUSHTAGI	Hobli	SUNFLOWER	IRR	108			Taluk Level	31	481.17	
73	Koppal	Kushtagi	TAVARAGERA	Hobli	SUNFLOWER	IRR	27			Taluk Level	31	481.17	
74	Koppal	Kushtagi	HANAMANALA	Hobli	SUNFLOWER	RF	123	10	196.36				
75	Koppal	Kushtagi	HANAMASAGARA	Hobli	SUNFLOWER	RF	150	10	388.96				
76	Koppal	Kushtagi	KUSHTAGI	Hobli	SUNFLOWER	RF	39	10	170.60				
77	Koppal	Kushtagi	TAVARAGERA	Hobli	SUNFLOWER	RF	13			Taluk Level	32	248.85	
78	Koppal	Kushtagi	TAVARAGERA	Hobli	Wheat	IRR	0			District Level	28	1003.97	

**Government of Karnataka**  
**Directorate of Economics and Statistics**  
**Hobli Level Average Yield data for Rabi season 2018-19**


S.N	District	Taluk	Insurance Unit (hobli/ GP)	GP/ HOBLI	Crop	IRR RF	Area_Sown_Ha	No_CCE_Co nducted	Average Yield(Kg/Ha)	Name_Of_Higher_Level	No_cce Conducted_Higher	Higher average Yield(Kg/Ha)	Neighbouring Yield
79	Koppal	Kushtagi	HANAMASAGARA	Hobli	Wheat	RF	131			Taluk Level	14	757.96	
80	Koppal	Kushtagi	KUSHTAGI	Hobli	Wheat	RF	35			Taluk Level	14	757.96	
81	Koppal	Kushtagi	TAVARAGERA	Hobli	Wheat	RF	0			Taluk Level	14	757.96	
82	Koppal	Yelburga	YALABURGA	Hobli	Bengal Gram	IRR	38					359.36	Y
83	Koppal	Yelburga	HIREVANKALAKU NTA	Hobli	Horse Gram (kulthi/kultha)	RF	13	10	281.49				
84	Koppal	Yelburga	KUKANURA	Hobli	Horse Gram (kulthi/kultha)	RF	350	10	736.00				
85	Koppal	Yelburga	MANGALURU	Hobli	Horse Gram (kulthi/kultha)	RF	480	10	413.98				
86	Koppal	Yelburga	YALABURGA	Hobli	Horse Gram (kulthi/kultha)	RF	1500	10	304.06				
87	Koppal	Yelburga	KUKANURA	Hobli	Linseed	RF	5			Taluk Level	10	297.17	
88	Koppal	Yelburga	MANGALURU	Hobli	Linseed	RF	13			Taluk Level	10	297.17	
89	Koppal	Yelburga	YALABURGA	Hobli	Linseed	RF	4			Taluk Level	10	297.17	
90	Koppal	Yelburga	HIREVANKALAKU NTA	Hobli	Maize (Makka)	IRR	411	10	2739.56				

**Government of Karnataka**  
**Directorate of Economics and Statistics**  
**Hobli Level Average Yield data for Rabi season 2018-19**

S.N	District	Taluk	Insurance Unit (hobli/ GP)	GP/ HOBLI	Crop	IRR_RF	Area_Sown_Ha	No_CCE_Co nducted	Average Yield(Kg/Ha)	Name_Of_Higher_Level	No_cce Conducted_Higher	Higher average Yield(Kg/Ha)	Neighbouring Yield
91	Koppal	Yelburga	KUKANURA	Hobli	Maize (Makka)	IRR	160	10	1536.58				
92	Koppal	Yelburga	MANGALURU	Hobli	Maize (Makka)	IRR	70	10	2639.72				
93	Koppal	Yelburga	YALABURGA	Hobli	Maize (Makka)	IRR	200			Taluk Level	37	2140.06	
94	Koppal	Yelburga	KUKANURA	Hobli	Safflower	RF	26	10	353.28				
95	Koppal	Yelburga	MANGALURU	Hobli	Safflower	RF	41	10	316.15				
96	Koppal	Yelburga	YALABURGA	Hobli	Safflower	RF	35			Taluk Level	28	341.94	
97	Koppal	Yelburga	KUKANURA	Hobli	SUNFLOWER	IRR	48	10	494.79				
98	Koppal	Yelburga	MANGALURU	Hobli	SUNFLOWER	IRR	28	10	592.56				
99	Koppal	Yelburga	YALABURGA	Hobli	SUNFLOWER	IRR	16			Taluk Level	24	507.69	
100	Koppal	Yelburga	KUKANURA	Hobli	SUNFLOWER	RF	7068	10	168.20				
101	Koppal	Yelburga	MANGALURU	Hobli	SUNFLOWER	RF	4444	10	188.08				
102	Koppal	Yelburga	YALABURGA	Hobli	SUNFLOWER	RF	21			Taluk Level	26	161.30	

**Government of Karnataka**  
**Directorate of Economics and Statistics**  
**Hobli Level Average Yield data for Rabi season 2018-19**

S.N	District	Taluk	Insurance Unit (hobli/ GP)	GP/ HOBLI	Crop	IRR_RF	Area_Sown_Ha	No_CCE_Co nducted	Average Yield(Kg/Ha)	Name_Of_Higher_Level	No_cce Conducted_Higher	Higher average Yield(Kg/Ha)	Neighbouring Yield
103	Koppal	Yelburga	MANGALURU	Hobli	Wheat	IRR	8	10	543.45				
104	Koppal	Yelburga	YALABURGA	Hobli	Wheat	IRR	5	10	429.81				
105	Koppal	Yelburga	KUKANURA	Hobli	Wheat	RF	1600	10	211.45				
106	Koppal	Yelburga	MANGALURU	Hobli	Wheat	RF	550	10	205.62				
107	Koppal	Yelburga	YALABURGA	Hobli	Wheat	RF	1025			Taluk Level	28	217.57	

  
Joint Director  
Crop insurance scheme Division  
Directorate of Economics and Statistics



**Government of Karnataka**  
**Directorate of Economics and Statistics**  
**Hobli Level Average Yield data for Rabi season 2018-19**

S.N	District	Taluk	Insurance Unit (hobli/ GP)	GP/ HOBLI	Crop	IRR_RF	Area_Sown_Ha	No_CCE_Co nducted	Average Yield(Kg/Ha)	Name_Of_Higher_Level	No_cce Conducted_Higher	Higher average Yield(Kg/Ha)	Neighbouring Yield
1	Mandya	K.R.Pet	AKKIHEBBAL	Hobli	Horse Gram (kulthi/kultha)	RF	260	10	484.36				
2	Mandya	K.R.Pet	BUKINAKERE	Hobli	Horse Gram (kulthi/kultha)	RF	710	10	433.28				
3	Mandya	K.R.Pet	KASABA	Hobli	Horse Gram (kulthi/kultha)	RF	392	10	335.90				
4	Mandya	K.R.Pet	KIKKERI	Hobli	Horse Gram (kulthi/kultha)	RF	140	10	387.24				
5	Mandya	K.R.Pet	SANTEBACHAHAL LI	Hobli	Horse Gram (kulthi/kultha)	RF	132	10	432.65				
6	Mandya	K.R.Pet	SHEELANERE	Hobli	Horse Gram (kulthi/kultha)	RF	695	10	298.94				
7	Mandya	K.R.Pet	AKKIHEBBAL	Hobli	RAGI	IRR	13	10	1594.29				
8	Mandya	K.R.Pet	BUKINAKERE	Hobli	RAGI	IRR	13			Taluk Level	46	1676.28	
9	Mandya	K.R.Pet	KIKKERI	Hobli	RAGI	IRR	54			Taluk Level	46	1676.28	
10	Mandya	K.R.Pet	SANTEBACHAHAL LI	Hobli	RAGI	IRR	44	10	1404.28				
11	Mandya	K.R.Pet	SHEELANERE	Hobli	RAGI	IRR	34	10	2032.23				
12	Mandya	Maddur	ATAGURU HOBALI	Hobli	PADDY	IRR	0			District Level	8	4799.25	

**Government of Karnataka**  
**Directorate of Economics and Statistics**  
**Hobli Level Average Yield data for Rabi season 2018-19**

S.N	District	Taluk	Insurance Unit (hobli/ GP)	GP/ HOBLI	Crop	IRR _RF	Area_Sown_Ha	No_CCE_Co nducted	Average Yield(Kg/Ha)	Name_Of_Higher_Le vel	No_cce Conducted_Higher	Higher average Yield(Kg/Ha)	Neighbouring Yield
13	Mandya	Maddur	ATAGURU HOBALI	Hobli	RAGI	IRR	287	10	1662.24				
14	Mandya	Maddur	CH A KERE - AIAINE VALAYA	Hobli	RAGI	IRR	98			Taluk Level	31	1708.74	
15	Mandya	Maddur	CH A KERE- AIAIAINE VALAYA	Hobli	RAGI	IRR	12			Taluk Level	31	1708.74	
16	Mandya	Maddur	CH A KERE AINE VALAYA	Hobli	RAGI	IRR	69			Taluk Level	31	1708.74	
17	Mandya	Maddur	KASABA-1NE VALAYA	Hobli	RAGI	IRR	102			Taluk Level	31	1708.74	
18	Mandya	Maddur	KASABA-AIAI NE VALAYA	Hobli	RAGI	IRR	265			Taluk Level	31	1708.74	
19	Mandya	Maddur	KOPPA -AIAIAINE VALAYA	Hobli	RAGI	IRR	70			Taluk Level	31	1708.74	
20	Mandya	Maddur	KOPPA HOBALI	Hobli	RAGI	IRR	108			Taluk Level	31	1708.74	
21	Mandya	Maddur	KOPPA-AIAINE VALAYA	Hobli	RAGI	IRR	96			Taluk Level	31	1708.74	
22	Mandya	Maddur	KOPPA-AINE VALAYA	Hobli	RAGI	IRR	32			Taluk Level	31	1708.74	
23	Mandya	Malavalli	B G PURA HOBALI AIAI	Hobli	Horse Gram (kulthi/kultha)	RF	1653	10	337.41				
24	Mandya	Malavalli	B G PURA HOBALI AI	Hobli	Horse Gram (kulthi/kultha)	RF	522	10	337.41				



**Government of Karnataka**  
**Directorate of Economics and Statistics**  
**Hobli Level Average Yield data for Rabi season 2018-19**

S.N	District	Taluk	Insurance Unit (hobli/ GP)	GP/ HOBLI	Crop	IRR _RF	Area_Sown _Ha	No_CCE_Co nducted	Average Yield(Kg/Ha)	Name_Of_Higher_Le vel	No_cce Conducted_Higher	Higher average Yield(Kg/Ha)	Neighbouring Yield
25	Mandya	Malavalli	HALAGURU HOBALI	Hobli	Horse Gram (kulthi/kultha)	RF	1468	10	361.38				
26	Mandya	Malavalli	KASABA - AIAI	Hobli	Horse Gram (kulthi/kultha)	RF	417	10	399.85				
27	Mandya	Malavalli	KASABA - AI	Hobli	Horse Gram (kulthi/kultha)	RF	535	10	399.85				
28	Mandya	Malavalli	KASABA- AIAIAI	Hobli	Horse Gram (kulthi/kultha)	RF	102	10	399.85				
29	Mandya	Malavalli	KIRUGAVALU HOBALI AIAIAI	Hobli	Horse Gram (kulthi/kultha)	RF	504	10	507.82				
30	Mandya	Malavalli	KIRUGAVALU HOBALI AIAI	Hobli	Horse Gram (kulthi/kultha)	RF	144	10	507.82				
31	Mandya	Malavalli	KIRUGAVALU HOBALI AI	Hobli	Horse Gram (kulthi/kultha)	RF	70	10	507.82				
32	Mandya	Malavalli	KASABA - AIAI	Hobli	PADDY	IRR	4			Taluk Level	8	4799.25	
33	Mandya	Malavalli	KASABA - AI	Hobli	PADDY	IRR	62			Taluk Level	8	4799.25	
34	Mandya	Malavalli	KASABA- AIAIAI	Hobli	PADDY	IRR	4			Taluk Level	8	4799.25	
35	Mandya	Malavalli	B G PURA HOBALI AIAI	Hobli	RAGI	IRR	24	10	995.84				

A

**Government of Karnataka**  
**Directorate of Economics and Statistics**  
**Hobli Level Average Yield data for Rabi season 2018-19**

S.N	District	Taluk	Insurance Unit (hobli/ GP)	GP/ HOBLI	Crop	IRR _RF	Area_Sown_Ha	No_CCE_Co nducted	Average Yield(Kg/Ha)	Name_Of Higher_Level	No_cce Conducted_Higher	Higher average Yield(Kg/Ha)	Neighbouring Yield
36	Mandya	Malavalli	B G PURA HOBALI AI	Hobli	RAGI	IRR	41	10	995.84				
37	Mandya	Malavalli	HALAGURU HOBALI	Hobli	RAGI	IRR	27	10	1874.79				
38	Mandya	Malavalli	KASABA - AIAI	Hobli	RAGI	IRR	70	10	2130.85				
39	Mandya	Malavalli	KASABA - AI	Hobli	RAGI	IRR	113	10	2130.85				
40	Mandya	Malavalli	KASABA- AIAIAI	Hobli	RAGI	IRR	15	10	2130.85				
41	Mandya	Malavalli	KIRUGAVALU HOBALI AIAIAI	Hobli	RAGI	IRR	76	10	1935.95				
42	Mandya	Malavalli	KIRUGAVALU HOBALI AIAI	Hobli	RAGI	IRR	57	10	1935.95				
43	Mandya	Malavalli	KIRUGAVALU HOBALI AI	Hobli	RAGI	IRR	50	10	1935.95				
44	Mandya	Mandya	BASARALU - 1	Hobli	RAGI	IRR	1333			Taluk Level	39	2510.94	
45	Mandya	Mandya	BASARALU - 2	Hobli	RAGI	IRR	851			Taluk Level	39	2510.94	
46	Mandya	Mandya	DUDDA - 1	Hobli	RAGI	IRR	1256			Taluk Level	39	2510.94	
47	Mandya	Mandya	DUDDA - 2	Hobli	RAGI	IRR	92			Taluk Level	39	2510.94	

*ok*



**Government of Karnataka**  
**Directorate of Economics and Statistics**  
**Hobli Level Average Yield data for Rabi season 2018-19**

S.N	District	Taluk	Insurance Unit (hobli/ GP)	GP/ HOBLI	Crop	IRR _RF	Area_Sown_Ha	No_CCE_Co nducted	Average Yield(Kg/Ha)	Name_Of_Higher_Level	No_cce Conducted_Higher	Higher average Yield(Kg/Ha)	Neighbouring Yield
48	Mandya	Mandya	KASABA - 1	Hobli	RAGI	IRR	29	10	2799.51				
49	Mandya	Mandya	KASABA - 2	Hobli	RAGI	IRR	21	10	2799.51				
50	Mandya	Mandya	KERAGODU - 2	Hobli	RAGI	IRR	115			Taluk Level	39	2510.94	
51	Mandya	Mandya	KERAGODU - 1	Hobli	RAGI	IRR	34			Taluk Level	39	2510.94	
52	Mandya	Mandya	KOTTATTI - 1	Hobli	RAGI	IRR	516			Taluk Level	39	2510.94	
53	Mandya	Mandya	KOTTATTI - 2	Hobli	RAGI	IRR	18			Taluk Level	39	2510.94	
54	Mandya	Mandya	BASARALU - 1	Hobli	RAGI	RF	545	10	1199.88				
55	Mandya	Mandya	BASARALU - 2	Hobli	RAGI	RF	121	10	1199.88				
56	Mandya	Mandya	DUDDA - 1	Hobli	RAGI	RF	2			Taluk Level	25	1208.01	
57	Mandya	Mandya	DUDDA - 2	Hobli	RAGI	RF	0			Taluk Level	25	1208.01	
58	Mandya	Mandya	KERAGODU - 2	Hobli	RAGI	RF	0			Taluk Level	25	1208.01	
59	Mandya	Mandya	KERAGODU - 1	Hobli	RAGI	RF	1			Taluk Level	25	1208.01	

**Government of Karnataka**  
**Directorate of Economics and Statistics**  
**Hobli Level Average Yield data for Rabi season 2018-19**

S.N	District	Taluk	Insurance Unit (hobli/ GP)	GP/ HOBLI	Crop	IRR_RF	Area_Sown_Ha	No_CCE_Co nducted	Average Yield(Kg/Ha)	Name_Of_Higher_Level	No_cce Conducted_Higher	Higher average Yield(Kg/Ha)	Neighbouring Yield
60	Mandya	Mandya	KOTTATTI - 1	Hobli	RAGI	RF	9			Taluk Level	25	1208.01	
61	Mandya	Mandya	KOTTATTI - 2	Hobli	RAGI	RF	7			Taluk Level	25	1208.01	
62	Mandya	Nagmangala	HONAKERE	Hobli	RAGI	IRR	20	10	2143.30				
63	Mandya	Pandavapura	CHINAKURALI	Hobli	PADDY	IRR	0			District Level	8	4799.25	
64	Mandya	Pandavapura	KASABA1	Hobli	PADDY	IRR	0			District Level	8	4799.25	
65	Mandya	Pandavapura	KASABA2	Hobli	PADDY	IRR	0			District Level	8	4799.25	
66	Mandya	Pandavapura	CHINAKURALI	Hobli	RAGI	IRR	321	10	2289.20				
67	Mandya	Pandavapura	KASABA1	Hobli	RAGI	IRR	75	10	2092.85				
68	Mandya	Pandavapura	KASABA2	Hobli	RAGI	IRR	85	10	2092.85				
69	Mandya	Pandavapura	MELUKOTE	Hobli	RAGI	IRR	296	10	2629.77				
70	Mandya	Pandavapura	CHINAKURALI	Hobli	RAGI	RF	0			District Level	32	1197.17	
71	Mandya	Pandavapura	KASABA1	Hobli	RAGI	RF	0			District Level	32	1197.17	

**Government of Karnataka**  
**Directorate of Economics and Statistics**  
**Hobli Level Average Yield data for Rabi season 2018-19**

S.N	District	Taluk	Insurance Unit (hobli/ GP)	GP/ HOBLI	Crop	IRR_RF	Area_Sown_Ha	No_CCE_Co nducted	Average Yield(Kg/Ha)	Name_Of_Higher_Level	No_cce Conducted_Higher	Higher average Yield(Kg/Ha)	Neighbouring Yield
72	Mandya	Pandavapura	KASABA2	Hobli	RAGI	RF	0			District Level	32	1197.17	
73	Mandya	Pandavapura	MELUKOTE	Hobli	RAGI	RF	0			District Level	32	1197.17	
74	Mandya	Pandavapura	CHINAKURALI	Hobli	Tomato	NS	41			Taluk Level	29	14700.34	
75	Mandya	Pandavapura	KASABA1	Hobli	Tomato	NS	26	10	11309.00				
76	Mandya	Pandavapura	KASABA2	Hobli	Tomato	NS	8	10	11309.00				
77	Mandya	Pandavapura	MELUKOTE	Hobli	Tomato	NS	33	10	17014.00				
78	Mandya	Srirangapatna	ARAKERE	Hobli	RAGI	IRR	87	10	2197.81				
79	Mandya	Srirangapatna	KASABA	Hobli	RAGI	IRR	32	10	2674.65				
80	Mandya	Srirangapatna	ARAKERE	Hobli	RAGI	RF	4			Taluk Level	7	1158.44	

  
Joint Director  
Crop insurance scheme Division  
Directorate of Economics and Statistics



**Government of Karnataka**  
**Directorate of Economics and Statistics**

**Hobli Level Average Yield data for Rabi season 2018-19**

S.N	District	Taluk	Insurance Unit (hobli/ GP)	GP/ HOBLI	Crop	IRR_RF	Area_Sown_Ha	No_CCE_Co nducted	Average Yield(Kg/Ha)	Name_Of_Higher_Level	No_cce Conducted_Higher	Higher average Yield(Kg/Ha)	Neighbouring Yield
1	Mysuru	Heggadadevankote	KASABA(H)	Hobli	Cowpea/Alasande( Non Irrigated)	RF						332.58	
2	Mysuru	Heggadadevankote	ANTARASANTE	Hobli	Maize (Makka)	RF	0			District Level	44	2686.41	
3	Mysuru	Heggadadevankote	ANTARASANTE	Hobli	RAGI	RF	3			Taluk Level	40	1284.45	
4	Mysuru	Heggadadevankote	HAMPAPURA	Hobli	RAGI	RF	30	10	1242.06				
5	Mysuru	Heggadadevankote	KANDALIKE	Hobli	RAGI	RF	25	10	1363.86				
6	Mysuru	Heggadadevankote	KASABA	Hobli	RAGI	RF	25	10	1128.67				
7	Mysuru	Heggadadevankote	SARAGURU	Hobli	RAGI	RF	25	10	1403.20				
8	Mysuru	Hunsur	BILIKERE(H)	Hobli	Avare/Field bean(Non Irrigated)	RF			532.36				
9	Mysuru	Hunsur	GAVADAGERE(H)	Hobli	Avare/Field bean(Non Irrigated)	RF			601.98				
10	Mysuru	Hunsur	HANAGODU(H)	Hobli	Avare/Field bean(Non Irrigated)	RF			569.81				
11	Mysuru	Hunsur	KASABA(H)	Hobli	Avare/Field bean(Non Irrigated)	RF			358.29				
12	Mysuru	Hunsur	BILIKERE	Hobli	Horse Gram (kulthi/kultha)	RF	2829	10	205.48				

**Government of Karnataka**  
**Directorate of Economics and Statistics**  
**Hobli Level Average Yield data for Rabi season 2018-19**

S.N	District	Taluk	Insurance Unit (hobli/ GP)	GP/ HOBLI	Crop	IRR _RF	Area _Sown _Ha	No _CCE _Co nducted	Average Yield(Kg/Ha)	Name _Of _Higher _Le vel	No _cce Conducted Higher	Higher average Yield(Kg/Ha)	Neighbouring Yield
13	Mysuru	Hunsur	GAVADAGERE	Hobli	Horse Gram (kulthi/kultha)	RF	819	10	705.10				
14	Mysuru	Hunsur	HANAGODU	Hobli	Horse Gram (kulthi/kultha)	RF	350			Taluk Level	39	506.61	
15	Mysuru	Hunsur	KASABA	Hobli	Horse Gram (kulthi/kultha)	RF	1100	10	602.93				
16	Mysuru	Hunsur	BILIKERE	Hobli	Maize (Makka)	IRR	155			Taluk Level	31	3679.55	
17	Mysuru	Hunsur	GAVADAGERE	Hobli	Maize (Makka)	IRR	50			Taluk Level	31	3679.55	
18	Mysuru	Hunsur	HANAGODU	Hobli	Maize (Makka)	IRR	80			Taluk Level	31	3679.55	
19	Mysuru	Hunsur	KASABA	Hobli	Maize (Makka)	IRR	675			Taluk Level	31	3679.55	
20	Mysuru	Hunsur	BILIKERE	Hobli	Maize (Makka)	RF	3			Taluk Level	15	1967.36	
21	Mysuru	Hunsur	HANAGODU	Hobli	Maize (Makka)	RF	140			Taluk Level	15	1967.36	
22	Mysuru	Hunsur	KASABA	Hobli	Maize (Makka)	RF	5			Taluk Level	15	1967.36	
23	Mysuru	Hunsur	BILIKERE	Hobli	RAGI	IRR	500			Taluk Level	28	1668.36	
24	Mysuru	Hunsur	GAVADAGERE	Hobli	RAGI	IRR	600			Taluk Level	28	1668.36	

**Government of Karnataka**  
**Directorate of Economics and Statistics**  
**Hobli Level Average Yield data for Rabi season 2018-19**

S.N	District	Taluk	Insurance Unit (hobli/ GP)	GP/ HOBLI	Crop	IRR_Rf	Area_Sown_Ha	No_CCE_Co nducted	Average Yield(Kg/Ha)	Name_Of_Higher_Level	No_cce Conducted_Higher	Higher average Yield(Kg/Ha)	Neighbouring Yield
25	Mysuru	Hunsur	HANAGODU	Hobli	RAGI	IRR	570			Taluk Level	28	1668.36	
26	Mysuru	Hunsur	KASABA	Hobli	RAGI	IRR	670			Taluk Level	28	1668.36	
27	Mysuru	Hunsur	BILIKERE	Hobli	RAGI	RF	350			Taluk Level	24	1085.33	
28	Mysuru	Hunsur	GAVADAGERE	Hobli	RAGI	RF	405			Taluk Level	24	1085.33	
29	Mysuru	Hunsur	HANAGODU	Hobli	RAGI	RF	105	10	682.44				
30	Mysuru	Hunsur	KASABA	Hobli	RAGI	RF	5			Taluk Level	24	1085.33	
31	Mysuru	K.R.Nagar	CHUNCHANAKAT TE(H)	Hobli	Avare/Field bean(Non Irrigated)	RF			969.99				
32	Mysuru	K.R.Nagar	HEBBALU(H)	Hobli	Avare/Field bean(Non Irrigated)	RF						1393.34	
33	Mysuru	K.R.Nagar	CHUNCHANAKAT TE(H)	Hobli	Cowpea/Alasande( Non Irrigated)	RF			428.01				
34	Mysuru	K.R.Nagar	HOSAGRAHARA(H)	Hobli	Cowpea/Alasande( Non Irrigated)	RF						291.72	
35	Mysuru	K.R.Nagar	MIRLE(H)	Hobli	Cowpea/Alasande( Non Irrigated)	RF			191.61				
36	Mysuru	K.R.Nagar	SALIGRAMA(H)	Hobli	Cowpea/Alasande( Non Irrigated)	RF						291.72	

**Government of Karnataka**  
**Directorate of Economics and Statistics**

**Hobli Level Average Yield data for Rabi season 2018-19**

S.N	District	Taluk	Insurance Unit (hobli/ GP)	GP/ HOBLI	Crop	IRR_RF	Area_Sown_Ha	No_CCE_Conducted	Average Yield(Kg/Ha)	Name_Of_Higher_Level	No_cce_Conducted_Higher	Higher average Yield(Kg/Ha)	Neighbouring Yield
37	Mysuru	K.R.Nagar	CHUNCHANAKATE	Hobli	RAGI	RF	142			Taluk Level	56	1337.43	
38	Mysuru	K.R.Nagar	HEBBALU	Hobli	RAGI	RF	87	10	2102.73				
39	Mysuru	K.R.Nagar	HOSAGRAHARA	Hobli	RAGI	RF	74			Taluk Level	56	1337.43	
40	Mysuru	K.R.Nagar	KASABA	Hobli	RAGI	RF	62	10	929.40				
41	Mysuru	K.R.Nagar	MIRLE	Hobli	RAGI	RF	123	10	1504.73				
42	Mysuru	K.R.Nagar	SALIGRAMA	Hobli	RAGI	RF	116	10	1085.73				
43	Mysuru	Mysuru	ILAVALA	Hobli	RAGI	IRR	80			Taluk Level	17	1392.73	
44	Mysuru	Mysuru	KASABA	Hobli	RAGI	IRR	0			Taluk Level	17	1392.73	
45	Mysuru	Mysuru	VARUNA	Hobli	RAGI	IRR	53	10	1106.69				
46	Mysuru	Mysuru	KASABA	Hobli	RAGI	RF	0			District Level	216	1501.47	
47	Mysuru	Mysuru	ILAVALA	Hobli	Tomato	NS	21	10	14694.40				
48	Mysuru	Mysuru	JAYAPURA	Hobli	Tomato	NS	49	10	8706.00				



**Government of Karnataka**  
**Directorate of Economics and Statistics**

**Hobli Level Average Yield data for Rabi season 2018-19**

S.N	District	Taluk	Insurance Unit (hobli/ GP)	GP/ HOBLI	Crop	IRR_RF	Area_Sown_Ha	No_CCE_Co nducted	Average Yield(Kg/Ha)	Name_Of_Higher_Level	No_cce Conducted_Higher	Higher average Yield(Kg/Ha)	Neighbouring Yield
49	Mysuru	Mysuru	VARUNA	Hobli	Tomato	NS	28			Taluk Level	29	14038.01	
50	Mysuru	Nanjangud	DODDAKOWLAND E	Hobli	Bengal Gram	RF	183	10	797.11				
51	Mysuru	Nanjangud	BILIGERE	Hobli	Maize (Makka)	RF	0			District Level	44	2686.41	
52	Mysuru	Nanjangud	DODDAKOWLAND E	Hobli	Sorghum (Jowar/Great Millet)	RF	150					160.37	Y
53	Mysuru	Periyapatana	BETTADAPURA	Hobli	Bengal Gram	RF	91	10	796.24				
54	Mysuru	Periyapatana	RAVANDURU	Hobli	Bengal Gram	RF	98	10	594.49				
55	Mysuru	Periyapatana	BETTADAPURA	Hobli	Maize (Makka)	IRR	42	10	3810.31				
56	Mysuru	Periyapatana	HARANAHALLI	Hobli	Maize (Makka)	IRR	110	10	3685.76				
57	Mysuru	Periyapatana	KASABA	Hobli	Maize (Makka)	IRR	30	10	4433.07				
58	Mysuru	Periyapatana	RAVANDURU	Hobli	Maize (Makka)	IRR	25	10	3834.62				
59	Mysuru	Periyapatana	BETTADAPURA	Hobli	Maize (Makka)	RF	601			Taluk Level	29	3058.33	
60	Mysuru	Periyapatana	HARANAHALLI	Hobli	Maize (Makka)	RF	800			Taluk Level	29	3058.33	

**Government of Karnataka**  
**Directorate of Economics and Statistics**

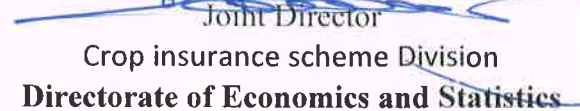
**Hobli Level Average Yield data for Rabi season 2018-19**

S.N	District	Taluk	Insurance Unit (hobli/ GP)	GP/ HOBLI	Crop	IRR_RF	Area_Sown_Ha	No_CCE_Co nducted	Average Yield(Kg/Ha)	Name_Of_Higher_Level	No_cce Conducted_Higher	Higher average Yield(Kg/Ha)	Neighbouring Yield
61	Mysuru	Periyapatana	KASABA	Hobli	Maize (Makka)	RF	560			Taluk Level	29	3058.33	
62	Mysuru	Periyapatana	RAVANDURU	Hobli	Maize (Makka)	RF	410	10	2210.89				
63	Mysuru	Periyapatana	BETTADAPURA	Hobli	RAGI	IRR	106			Taluk Level	34	2270.30	
64	Mysuru	Periyapatana	HARANAHALLI	Hobli	RAGI	IRR	145	10	2387.82				
65	Mysuru	Periyapatana	KASABA	Hobli	RAGI	IRR	35			Taluk Level	34	2270.30	
66	Mysuru	Periyapatana	RAVANDURU	Hobli	RAGI	IRR	32	10	2276.53				
67	Mysuru	T-Narsipur	BANNURU	Hobli	Maize (Makka)	IRR	6	10	3544.86				
68	Mysuru	T-Narsipur	KASABA	Hobli	Maize (Makka)	IRR	5	10	1692.92				
69	Mysuru	T-Narsipur	SOSALE	Hobli	Maize (Makka)	IRR	8	10	3090.89				
70	Mysuru	T-Narsipur	TALAKADU	Hobli	Maize (Makka)	IRR	8	10	3372.88				
71	Mysuru	T-Narsipur	TALAKADU	Hobli	Maize (Makka)	RF	0			District Level	44	2686.41	
72	Mysuru	T-Narsipur	BANNURU	Hobli	RAGI	IRR	32	10	1844.02				

Government of Karnataka  
Directorate of Economics and Statistics

Hobli Level Average Yield data for Rabi season 2018-19

S.N	District	Taluk	Insurance Unit (hobli/ GP)	GP/ HOBLI	Crop	IRR_RF	Area_Sown_Ha	No_CCE_Co nducted	Average Yield(Kg/Ha)	Name_Of_Higher_Level	No_cce Conducted_Higher	Higher average Yield(Kg/Ha)	Neighbouring Yield
73	Mysuru	T-Narsipur	KASABA	Hobli	RAGI	IRR	26	10	1755.26				
74	Mysuru	T-Narsipur	SOSALE	Hobli	RAGI	IRR	115			Taluk Level	39	1709.39	
75	Mysuru	T-Narsipur	TALAKADU	Hobli	RAGI	IRR	7	10	1639.53				

  
Joint Director  
Crop insurance scheme Division  
Directorate of Economics and Statistics



**Government of Karnataka**  
**Directorate of Economics and Statistics**  
**Hobli Level Average Yield data for Rabi season 2018-19**

S.N	District	Taluk	Insurance Unit (hobli/ GP)	GP/ HOBLI	Crop	IRR _RF	Area_Sown_Ha	No_CCE_Co nducted	Average Yield(Kg/Ha)	Name_Of_Higher_Level	No_cce Conducted_Higher	Higher average Yield(Kg/Ha)	Neighbouring Yield
1	Raichur	Devdurga	ARAKERA	Hobli	Safflower	RF	0			District Level	8	225.81	
2	Raichur	Devdurga	GABBURU	Hobli	Safflower	RF	0			District Level	8	225.81	
3	Raichur	Devdurga	JALAHALLI	Hobli	Safflower	RF	0			District Level	8	225.81	
4	Raichur	Devdurga	ARAKERA	Hobli	Sorghum (Jowar/Great Millet)	IRR	15			Taluk Level	27	1239.81	
5	Raichur	Devdurga	DEVADURGA	Hobli	Sorghum (Jowar/Great Millet)	IRR	1536			Taluk Level	27	1239.81	
6	Raichur	Devdurga	GABBURU	Hobli	Sorghum (Jowar/Great Millet)	IRR	13			Taluk Level	27	1239.81	
7	Raichur	Devdurga	JALAHALLI	Hobli	Sorghum (Jowar/Great Millet)	IRR	10			Taluk Level	27	1239.81	
8	Raichur	Devdurga	ARAKERA	Hobli	SUNFLOWER	IRR	0			District Level	21	716.28	
9	Raichur	Devdurga	DEVADURGA	Hobli	SUNFLOWER	IRR	0			District Level	21	716.28	
10	Raichur	Devdurga	GABBURU	Hobli	SUNFLOWER	IRR	0			District Level	21	716.28	
11	Raichur	Devdurga	JALAHALLI	Hobli	SUNFLOWER	IRR	0			District Level	21	716.28	
12	Raichur	Devdurga	ARAKERA	Hobli	SUNFLOWER	RF	0			District Level	57	302.72	

**Government of Karnataka**  
**Directorate of Economics and Statistics**  
**Hobli Level Average Yield data for Rabi season 2018-19**

S.N	District	Taluk	Insurance Unit (hobli/ GP)	GP/ HOBLI	Crop	IRR_RF	Area_Sown_Ha	No_CCE_Co nducted	Average Yield(Kg/Ha)	Name_Of_Higher_Level	No_cce Conducted_Higher	Higher average Yield(Kg/Ha)	Neighbouring Yield
13	Raichur	Devdurga	DEVADURGA	Hobli	SUNFLOWER	RF	0			District Level	57	302.72	
14	Raichur	Devdurga	GABBURU	Hobli	SUNFLOWER	RF	0			District Level	57	302.72	
15	Raichur	Devdurga	JALAHALLI	Hobli	SUNFLOWER	RF	0			District Level	57	302.72	
16	Raichur	Lingasugur	GURUGUNTA	Hobli	Bengal Gram	IRR	20	10	506.48				
17	Raichur	Lingasugur	LINGASUGURU	Hobli	Bengal Gram	IRR	20			Taluk Level	23	641.94	
18	Raichur	Lingasugur	MUDAGAL	Hobli	Bengal Gram	IRR	3			Taluk Level	23	641.94	
19	Raichur	Lingasugur	GURUGUNTA	Hobli	Horse Gram (kulthi/kultha)	RF	10			Taluk Level	24	496.23	
20	Raichur	Lingasugur	LINGASUGURU	Hobli	Horse Gram (kulthi/kultha)	RF	3	10	733.97				
21	Raichur	Lingasugur	MUDAGAL	Hobli	Horse Gram (kulthi/kultha)	RF	10			Taluk Level	24	496.23	
22	Raichur	Lingasugur	MUDAGAL	Hobli	Linseed	RF	0			State Level	50	233.26	
23	Raichur	Lingasugur	GURUGUNTA	Hobli	Safflower	RF	0			District Level	8	225.81	
24	Raichur	Lingasugur	LINGASUGURU	Hobli	Safflower	RF	0			District Level	8	225.81	

**Government of Karnataka**  
**Directorate of Economics and Statistics**  
**Hobli Level Average Yield data for Rabi season 2018-19**

S.N	District	Taluk	Insurance Unit (hobli/ GP)	GP/ HOBLI	Crop	IRR_RF	Area_Sown_Ha	No_CCE_Conducted	Average Yield(Kg/Ha)	Name_Of_Higher_Level	No_cce_Conducted_Higher	Higher average Yield(Kg/Ha)	Neighbouring Yield
25	Raichur	Lingasugur	MUDAGAL	Hobli	Safflower	RF	0			District Level	8	225.81	
26	Raichur	Lingasugur	LINGASUGURU	Hobli	Sorghum (Jowar/Great Millet)	IRR	3					1797.41	Y
27	Raichur	Lingasugur	MUDAGAL	Hobli	Sorghum (Jowar/Great Millet)	IRR	2					1170.95	Y
28	Raichur	Lingasugur	GURUGUNTA	Hobli	SUNFLOWER	IRR	0			District Level	21	716.28	
29	Raichur	Lingasugur	LINGASUGURU	Hobli	SUNFLOWER	IRR	0			District Level	21	716.28	
30	Raichur	Lingasugur	MUDAGAL	Hobli	SUNFLOWER	IRR	10			District Level	21	716.28	
31	Raichur	Lingasugur	GURUGUNTA	Hobli	SUNFLOWER	RF	0					295.33	Y
32	Raichur	Lingasugur	LINGASUGURU	Hobli	SUNFLOWER	RF	15					311.99	Y
33	Raichur	Lingasugur	MUDAGAL	Hobli	SUNFLOWER	RF	5					243.25	Y
34	Raichur	Lingasugur	GURUGUNTA	Hobli	Wheat	RF	20					916.16	Y
35	Raichur	Lingasugur	LINGASUGURU	Hobli	Wheat	RF	5					613.64	Y
36	Raichūr	Lingasugur	MUDAGAL	Hobli	Wheat	RF	0					553.43	Y



**Government of Karnataka**  
**Directorate of Economics and Statistics**  
**Hobli Level Average Yield data for Rabi season 2018-19**

S.N	District	Taluk	Insurance Unit (hobli/ GP)	GP/ HOBLI	Crop	IRR _RF	Area_Sown_Ha	No_CCE_Co nducted	Average Yield(Kg/Ha)	Name_Of_Higher_Level	No_cce Conducted_Higher	Higher average Yield(Kg/Ha)	Neighbouring Yield
37	Raichur	Manvi	HALAPURA	Hobli	Bengal Gram	IRR	250			Taluk Level	40	483.97	
38	Raichur	Manvi	HIREKOTNIKALA	Hobli	Bengal Gram	IRR	135	10	636.83				
39	Raichur	Manvi	KALLURU	Hobli	Bengal Gram	IRR	30			Taluk Level	40	483.97	
40	Raichur	Manvi	KURDI	Hobli	Bengal Gram	IRR	5			Taluk Level	40	483.97	
41	Raichur	Manvi	MANAVI	Hobli	Bengal Gram	IRR	162			Taluk Level	40	483.97	
42	Raichur	Manvi	SIRAVARA	Hobli	Bengal Gram	IRR	230	10	420.51				
43	Raichur	Manvi	HIREKOTNIKALA	Hobli	Safflower	RF	2					225.81	Y
44	Raichur	Manvi	KALLURU	Hobli	Safflower	RF	2					225.81	Y
45	Raichur	Manvi	KURDI	Hobli	Safflower	RF	0					260.43	Y
46	Raichur	Manvi	MANAVI	Hobli	Safflower	RF	0					225.81	Y
47	Raichur	Manvi	PAMANAKALLUR A	Hobli	Safflower	RF	0			Taluk Level	8	225.81	
48	Raichur	Manvi	HALAPURA	Hobli	Sorghum (Jowar/Great Millet)	IRR	3020			Taluk Level	49	1950.66	



**Government of Karnataka**  
**Directorate of Economics and Statistics**  
**Hobli Level Average Yield data for Rabi season 2018-19**

S.N	District	Taluk	Insurance Unit (hobli/ GP)	GP/ HOBLI	Crop	IRR_RF	Area_Sown_Ha	No_CCE_Conducted	Average Yield(Kg/Ha)	Name_Of_Higher_Level	No_cce_Conducted_Higher	Higher average Yield(Kg/Ha)	Neighbouring Yield
49	Raichur	Manvi	HIREKOTNIKALA	Hobli	Sorghum (Jowar/Great Millet)	IRR	1628			Taluk Level	49	1950.66	
50	Raichur	Manvi	KALLURU	Hobli	Sorghum (Jowar/Great Millet)	IRR	1850	10	1689.70				
51	Raichur	Manvi	KAVITALA	Hobli	Sorghum (Jowar/Great Millet)	IRR	5			Taluk Level	49	1950.66	
52	Raichur	Manvi	KURDI	Hobli	Sorghum (Jowar/Great Millet)	IRR	725			Taluk Level	49	1950.66	
53	Raichur	Manvi	MALLATA	Hobli	Sorghum (Jowar/Great Millet)	IRR	0			Taluk Level	49	1950.66	
54	Raichur	Manvi	MANAVI	Hobli	Sorghum (Jowar/Great Millet)	IRR	2385			Taluk Level	49	1950.66	
55	Raichur	Manvi	SIRAVARA	Hobli	Sorghum (Jowar/Great Millet)	IRR	2807			Taluk Level	49	1950.66	
56	Raichur	Manvi	HALAPURA	Hobli	SUNFLOWER	IRR	0			Taluk Level	4	233.37	
57	Raichur	Manvi	HIREKOTNIKALA	Hobli	SUNFLOWER	IRR	2			Taluk Level	4	233.37	
58	Raichur	Manvi	KALLURU	Hobli	SUNFLOWER	IRR	10					233.37	Y
59	Raichur	Manvi	KAVITALA	Hobli	SUNFLOWER	IRR	0			Taluk Level	4	233.37	
60	Raichur	Manvi	KURDI	Hobli	SUNFLOWER	IRR	0			Taluk Level	4	233.37	

**Government of Karnataka**  
**Directorate of Economics and Statistics**  
**Hobli Level Average Yield data for Rabi season 2018-19**

S.N	District	Taluk	Insurance Unit (hobli/ GP)	GP/ HOBLI	Crop	IRR _RF	Area_Sown_Ha	No_CCE_Co nducted	Average Yield(Kg/Ha)	Name_Of_Higher_Level	No_cce Conducted_Higher	Higher average Yield(Kg/Ha)	Neighbouring Yield
61	Raichur	Manvi	MALLATA	Hobli	SUNFLOWER	IRR	0			Taluk Level	4	233.37	
62	Raichur	Manvi	MANAVI	Hobli	SUNFLOWER	IRR	0			Taluk Level	4	233.37	
63	Raichur	Manvi	PAMANAKALLUR A	Hobli	SUNFLOWER	IRR	0			Taluk Level	4	233.37	
64	Raichur	Manvi	SIRAVARA	Hobli	SUNFLOWER	IRR	2					233.37	Y
65	Raichur	Manvi	HALAPURA	Hobli	SUNFLOWER	RF	0					373.16	Y
66	Raichur	Manvi	HIREKOTNIKALA	Hobli	SUNFLOWER	RF	0			Taluk Level	12	181.48	
67	Raichur	Manvi	KALLURU	Hobli	SUNFLOWER	RF	0					120.47	Y
68	Raichur	Manvi	KAVITALA	Hobli	SUNFLOWER	RF	0					209.26	Y
69	Raichur	Manvi	KURDI	Hobli	SUNFLOWER	RF	15					106.59	Y
70	Raichur	Manvi	MALLATA	Hobli	SUNFLOWER	RF	0					202.02	Y
71	Raichur	Manvi	MANAVI	Hobli	SUNFLOWER	RF	0					188.67	Y
72	Raichur	Manvi	PAMANAKALLUR A	Hobli	SUNFLOWER	RF	5					295.33	Y

**Government of Karnataka**  
**Directorate of Economics and Statistics**  
**Hobli Level Average Yield data for Rabi season 2018-19**

S.N	District	Taluk	Insurance Unit (hobli/ GP)	GP/ HOBLI	Crop	IRR _RF	Area_ Sown _Ha	No_CCE_Co nducted	Average Yield(Kg/Ha)	Name_Of_ Higher_Le vel	No_cce Conducted_ Higher	Higher average Yield(Kg/Ha)	Neighbouring Yield
73	Raichur	Manvi	SIRAVARA	Hobli	SUNFLOWER	RF	5					202.02	Y
74	Raichur	Maski	MASKI	Hobli	Bengal Gram	IRR	3					484.40	Y
75	Raichur	Maski	MASKI	Hobli	Horse Gram (kulthi/kultha)	RF	15			Taluk Level	7	237.80	
76	Raichur	Maski	MASKI	Hobli	Safflower	RF	0			District Level	8	225.81	
77	Raichur	Maski	MASKI	Hobli	Sorghum (Jowar/Great Millet)	IRR	20					1963.94	Y
78	Raichur	Maski	MASKI	Hobli	SUNFLOWER	IRR	10					721.66	Y
79	Raichur	Maski	MASKI	Hobli	SUNFLOWER	RF	15					323.70	Y
80	Raichur	Maski	MASKI	Hobli	Wheat	RF	0			District Level	12	989.64	
81	Raichur	Raichur	RAYACHURU	Hobli	Horse Gram (kulthi/kultha)	RF	0			District Level	31	437.88	
82	Raichur	Raichur	GILLESUGURU	Hobli	Maize (Makka)	IRR	175	10	4194.93				
83	Raichur	Raichur	CHANDRABANDA	Hobli	SUNFLOWER	RF	0			Taluk Level	8	43.77	
84	Raichur	Raichur	DEVASUGURU	Hobli	SUNFLOWER	RF	0			Taluk Level	8	43.77	

**Government of Karnataka**  
**Directorate of Economics and Statistics**  
**Hobli Level Average Yield data for Rabi season 2018-19**

S.N	District	Taluk	Insurance Unit (hobli/ GP)	GP/ HOBLI	Crop	IRR_RF	Area_Sown_Ha	No_CCE_Co nducted	Average Yield(Kg/Ha)	Name_Of_Higher_Level	No_cce Conducted_Higher	Higher average Yield(Kg/Ha)	Neighbouring Yield
85	Raichur	Raichur	GILLESUGURU	Hobli	SUNFLOWER	RF	5					106.59	Y
86	Raichur	Raichur	KALAMALA	Hobli	SUNFLOWER	RF	0					75.42	Y
87	Raichur	Raichur	RAYACHURU	Hobli	SUNFLOWER	RF	0					28.06	Y
88	Raichur	Raichur	YARAGERA	Hobli	SUNFLOWER	RF	65					106.59	Y
89	Raichur	Sindhanur	BADARLI	Hobli	Bengal Gram	IRR	1543			Taluk Level	45	861.97	
90	Raichur	Sindhanur	BALAGANURA	Hobli	Bengal Gram	IRR	2317			Taluk Level	45	861.97	
91	Raichur	Sindhanur	JAVALAGERA	Hobli	Bengal Gram	IRR	500	10	841.76				
92	Raichur	Sindhanur	SALGUNDA	Hobli	Bengal Gram	IRR	10			Taluk Level	45	861.97	
93	Raichur	Sindhanur	SINDHANURA	Hobli	Bengal Gram	IRR	3350	10	767.17				
94	Raichur	Sindhanur	TURVIHALA	Hobli	Bengal Gram	IRR	460			Taluk Level	45	861.97	
95	Raichur	Sindhanur	GOREBALA	Hobli	Maize (Makka)	IRR	0			District Level	10	4194.93	
96	Raichur	Sindhanur	TURVIHALA	Hobli	Maize (Makka)	IRR	0			District Level	10	4194.93	

**Government of Karnataka**  
**Directorate of Economics and Statistics**  
**Hobli Level Average Yield data for Rabi season 2018-19**

S.N	District	Taluk	Insurance Unit (hobli/ GP)	GP/ HOBLI	Crop	IRR _RF	Area_Sown_Ha	No_CCE_Co nducted	Average Yield(Kg/Ha)	Name_Of_Higher_Level	No_cce Conducted_Higher	Higher average Yield(Kg/Ha)	Neighbouring Yield
97	Raichur	Sindhanur	BADARLI	Hobli	Sorghum (Jowar/Great Millet)	IRR	500	10	3873.00				
98	Raichur	Sindhanur	BALAGANURA	Hobli	Sorghum (Jowar/Great Millet)	IRR	1690			Taluk Level	99	3736.55	
99	Raichur	Sindhanur	GOREBALA	Hobli	Sorghum (Jowar/Great Millet)	IRR	300	10	4902.92				
100	Raichur	Sindhanur	GUDADURA	Hobli	Sorghum (Jowar/Great Millet)	IRR	5			Taluk Level	99	3736.55	
101	Raichur	Sindhanur	GUNJALLI	Hobli	Sorghum (Jowar/Great Millet)	IRR	15			Taluk Level	99	3736.55	
102	Raichur	Sindhanur	HEDAGINALA	Hobli	Sorghum (Jowar/Great Millet)	IRR	300	10	4378.33				
103	Raichur	Sindhanur	HUDA	Hobli	Sorghum (Jowar/Great Millet)	IRR	500	10	3925.27				
104	Raichur	Sindhanur	JAVALAGERA	Hobli	Sorghum (Jowar/Great Millet)	IRR	8	10	3091.43				
105	Raichur	Sindhanur	KUNNATAGI	Hobli	Sorghum (Jowar/Great Millet)	IRR	1220			Taluk Level	99	3736.55	
106	Raichur	Sindhanur	SALGUNDA	Hobli	Sorghum (Jowar/Great Millet)	IRR	750	10	3949.12				
107	Raichur	Sindhanur	SINDHANURA	Hobli	Sorghum (Jowar/Great Millet)	IRR	3309	10	3658.39				
108	Raichur	Sindhanur	TURVIHALA	Hobli	Sorghum (Jowar/Great Millet)	IRR	20			Taluk Level	99	3736.55	

**Government of Karnataka**  
**Directorate of Economics and Statistics**  
**Hobli Level Average Yield data for Rabi season 2018-19**


S.N	District	Taluk	Insurance Unit (hobli/ GP)	GP/ HOBLI	Crop	IRR_RF	Area_Sown_Ha	No_CCE_Conducted	Average Yield(Kg/Ha)	Name_Of_Higher_Level	No_cce_Conducted_Higher	Higher average Yield(Kg/Ha)	Neighbouring Yield
109	Raichur	Sindhanur	VALKANDINNI	Hobli	Sorghum (Jowar/Great Millet)	IRR	1530			Taluk Level	99	3736.55	
110	Raichur	Sindhanur	BADARLI	Hobli	SUNFLOWER	IRR	0			Taluk Level	13	902.53	
111	Raichur	Sindhanur	BALAGANURA	Hobli	SUNFLOWER	IRR	0			Taluk Level	13	902.53	
112	Raichur	Sindhanur	GOREBALA	Hobli	SUNFLOWER	IRR	5			Taluk Level	13	902.53	
113	Raichur	Sindhanur	GUDADURA	Hobli	SUNFLOWER	IRR	5			Taluk Level	13	902.53	
114	Raichur	Sindhanur	GUNJALLI	Hobli	SUNFLOWER	IRR	0			Taluk Level	13	902.53	
115	Raichur	Sindhanur	HEDAGINALA	Hobli	SUNFLOWER	IRR	5			Taluk Level	13	902.53	
116	Raichur	Sindhanur	HUDA	Hobli	SUNFLOWER	IRR	5			Taluk Level	13	902.53	
117	Raichur	Sindhanur	JAVALAGERA	Hobli	SUNFLOWER	IRR	0			Taluk Level	13	902.53	
118	Raichur	Sindhanur	SALGUNDA	Hobli	SUNFLOWER	IRR	0			Taluk Level	13	902.53	
119	Raichur	Sindhanur	SINDHANURA	Hobli	SUNFLOWER	IRR	0			Taluk Level	13	902.53	
120	Raichur	Sindhanur	TURVIHALA	Hobli	SUNFLOWER	IRR	15					461.09	Y

**Government of Karnataka**  
**Directorate of Economics and Statistics**  
**Hobli Level Average Yield data for Rabi season 2018-19**

S.N	District	Taluk	Insurance Unit (hobli/ GP)	GP/ HOBLI	Crop	IRR_RF	Area_Sown_Ha	No_CCE_Conducted	Average Yield(Kg/Ha)	Name_Of_Higher_Level	No_cce_Conducted_Higher	Higher average Yield(Kg/Ha)	Neighbouring Yield
121	Raichur	Sindhanur	VALKANDINNI	Hobli	SUNFLOWER	IRR	0					265.62	Y
122	Raichur	Sindhanur	BADARLI	Hobli	SUNFLOWER	RF	0			Taluk Level	26	403.64	
123	Raichur	Sindhanur	BALAGANURA	Hobli	SUNFLOWER	RF	0			Taluk Level	26	403.64	
124	Raichur	Sindhanur	GOREBALA	Hobli	SUNFLOWER	RF	124	10	653.52				
125	Raichur	Sindhanur	GUDADURA	Hobli	SUNFLOWER	RF	10			Taluk Level	26	403.64	
126	Raichur	Sindhanur	GUNJALLI	Hobli	SUNFLOWER	RF	15			Taluk Level	26	403.64	
127	Raichur	Sindhanur	HEDAGINALA	Hobli	SUNFLOWER	RF	10			Taluk Level	26	403.64	
128	Raichur	Sindhanur	HUDA	Hobli	SUNFLOWER	RF	0			Taluk Level	26	403.64	
129	Raichur	Sindhanur	JALIHALA	Hobli	SUNFLOWER	RF	0			Taluk Level	26	403.64	
130	Raichur	Sindhanur	JAVALAGERA	Hobli	SUNFLOWER	RF	0			Taluk Level	26	403.64	
131	Raichur	Sindhanur	KUNNATAGI	Hobli	SUNFLOWER	RF	0			Taluk Level	26	403.64	
132	Raichur	Sindhanur	SALGUNDA	Hobli	SUNFLOWER	RF	5			Taluk Level	26	403.64	

**Government of Karnataka**  
**Directorate of Economics and Statistics**  
**Hobli Level Average Yield data for Rabi season 2018-19**

S.N	District	Taluk	Insurance Unit (hobli/ GP)	GP/HOBLI	Crop	IRR_RF	Area_Sown_Ha	No_CCE_Co nducted	Average Yield(Kg/Ha)	Name_Of_Higher_Level	No_cce Conducted_Higher	Higher average Yield(Kg/Ha)	Neighbouring Yield
133	Raichur	Sindhanur	SINDHANURA	Hobli	SUNFLOWER	RF	0			Taluk Level	26	403.64	
134	Raichur	Sindhanur	TURVIHALA	Hobli	SUNFLOWER	RF	5			Taluk Level	26	403.64	
135	Raichur	Sindhanur	VALKANDINNI	Hobli	SUNFLOWER	RF	0			Taluk Level	26	403.64	
136	Raichur	Sindhanur	TURVIHALA	Hobli	Wheat	RF	0			District Level	12	989.64	


  
 Joint Director  
 Crop insurance scheme Division  
 Directorate of Economics and Statistics





**Government of Karnataka**  
**Directorate of Economics and Statistics**  
**Hobli Level Average Yield data for Rabi season 2018-19**

S.N	District	Taluk	Insurance Unit (hobli/ GP)	GP/HOBLI	Crop	IRR_RF	Area_Sown_Ha	No_CCE_Co nducted	Average Yield(Kg/Ha)	Name_Of_Higher_Level	No_cce Conducted_Higher	Higher average Yield(Kg/Ha)	Neighbouring Yield
1	Ramanagara	Channapatna	KASABA	Hobli	Horse Gram (kulthi/kultha)	RF	70			Taluk Level	26	456.27	
2	Ramanagara	Channapatna	MALURU	Hobli	Horse Gram (kulthi/kultha)	RF	420			Taluk Level	26	456.27	
3	Ramanagara	Channapatna	VIRUPAKSHIPUR A	Hobli	Horse Gram (kulthi/kultha)	RF	472	10	647.08				
4	Ramanagara	Ramanagara	BIDADI	Hobli	Horse Gram (kulthi/kultha)	RF	70	10	165.87				
5	Ramanagara	Ramanagara	KAILANCHA	Hobli	Horse Gram (kulthi/kultha)	RF	72	10	423.82				
6	Ramanagara	Ramanagara	KASABA	Hobli	Horse Gram (kulthi/kultha)	RF	49			Taluk Level	35	382.48	
7	Ramanagara	Ramanagara	KUTAGALA	Hobli	Horse Gram (kulthi/kultha)	RF	59			Taluk Level	35	382.48	
8	Ramanagara	Ramanagara	BIDADI	Hobli	Maize (Makka)	IRR	30			State Level	2044	3523.50	

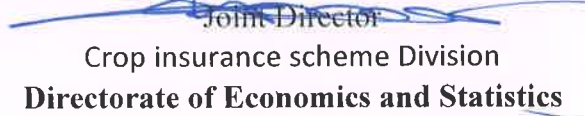
  
Joint Director  
Crop insurance scheme Division  
Directorate of Economics and Statistics





**Government of Karnataka**  
**Directorate of Economics and Statistics**  
**Hobli Level Average Yield data for Rabi season 2018-19**

S.N	District	Taluk	Insurance Unit (hobli/ GP)	GP/ HOBLI	Crop	IRR _RF	Area_Sown _Ha	No_CCE_Co nducted	Average Yield(Kg/Ha)	Name_Of_Higher_Le vel	No_cce Conducted_Higher	Higher average Yield(Kg/Ha)	Neighbouring Yield
1	Shivamogga	Shikaripura	HOSURU	Hobli	Maize (Makka)	IRR	299	10	5845.50				
2	Shivamogga	Shikaripura	UDUGANI	Hobli	Maize (Makka)	IRR	27	10	4147.87				
3	Shivamogga	Sorab	JADE	Hobli	Green Gram (Moong Bean/ Moong)	RF	101	10	177.08				

  
Joint Director  
Crop insurance scheme Division  
Directorate of Economics and Statistics



**Government of Karnataka**  
**Directorate of Economics and Statistics**

**Hobli Level Average Yield data for Rabi season 2018-19**

S.N	District	Taluk	Insurance Unit (hobli/ GP)	GP/ HOBLI	Crop	IRR_RF	Area_Sown_Ha	No_CCE_Co nducted	Average Yield(Kg/Ha)	Name_Of_Higher_Le vel	No_cce Conducted_Higher	Higher average Yield(Kg/Ha)	Neighbouring Yield
1	Tumakuru	Gubbi	C S PURA	Hobli	Horse Gram (kulthi/kultha)	RF	1			Taluk Level	38	320.13	
2	Tumakuru	Gubbi	CHELURU	Hobli	Horse Gram (kulthi/kultha)	RF	58	10	237.02				
3	Tumakuru	Gubbi	HAGALAVADI	Hobli	Horse Gram (kulthi/kultha)	RF	45			Taluk Level	38	320.13	
4	Tumakuru	Gubbi	KADABA	Hobli	Horse Gram (kulthi/kultha)	RF	31			Taluk Level	38	320.13	
5	Tumakuru	Gubbi	KASABA	Hobli	Horse Gram (kulthi/kultha)	RF	8			Taluk Level	38	320.13	
6	Tumakuru	Gubbi	NITTURU	Hobli	Horse Gram (kulthi/kultha)	RF	2			Taluk Level	38	320.13	
7	Tumakuru	Kunigal	HULIYURU DURGA	Hobli	Horse Gram (kulthi/kultha)	RF	605			Taluk Level	36	681.22	
8	Tumakuru	Kunigal	HUTRIDURGA	Hobli	Horse Gram (kulthi/kultha)	RF	150	10	688.46				
9	Tumakuru	Kunigal	KASABA	Hobli	Horse Gram (kulthi/kultha)	RF	220			Taluk Level	36	681.22	
10	Tumakuru	Kunigal	KOTTAGERE	Hobli	Horse Gram (kulthi/kultha)	RF	180			Taluk Level	36	681.22	
11	Tumakuru	Kunigal	YADIYURU	Hobli	Horse Gram (kulthi/kultha)	RF	650			Taluk Level	36	681.22	

②

**Government of Karnataka**  
**Directorate of Economics and Statistics**  
**Hobli Level Average Yield data for Rabi season 2018-19**

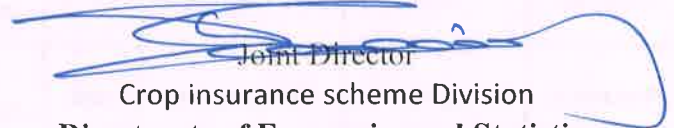
S.N	District	Taluk	Insurance Unit (hobli/ GP)	GP/ HOBLI	Crop	IRR_RF	Area_Sown_Ha	No_CCE_Conducted	Average Yield(Kg/Ha)	Name_Of_Higher_Level	No_cce_Conducted_Higher	Higher average Yield(Kg/Ha)	Neighbouring Yield
12	Tumakuru	Kunigal	AMRUTTURU	Hobli	PADDY	IRR	0			State Level	962	4060.21	
13	Tumakuru	Madhugiri	AI D HALLI	Hobli	Maize (Makka)	IRR	1			State Level	2044	3523.50	
14	Tumakuru	Madhugiri	KODIGENAHALLI	Hobli	Maize (Makka)	IRR	1			State Level	2044	3523.50	
15	Tumakuru	Madhugiri	PURAVARA	Hobli	Maize (Makka)	IRR	0			State Level	2044	3523.50	
16	Tumakuru	Pavagada	KASABA	Hobli	Bengal Gram	RF	110					539.68	Y
17	Tumakuru	Pavagada	NAGALAMADIKE	Hobli	Bengal Gram	RF	104			Taluk Level	2	539.68	
18	Tumakuru	Pavagada	NIDAGAL HOBALI	Hobli	Bengal Gram	RF	0			Taluk Level	2	539.68	
19	Tumakuru	Pavagada	Y N HOSAKOTE	Hobli	Bengal Gram	RF	0			Taluk Level	2	539.68	
20	Tumakuru	Sira	BUKKAPATTANA	Hobli	Horse Gram (kulthi/kultha)	RF	646	10	283.55				
21	Tumakuru	Sira	GOWDAGERE	Hobli	Horse Gram (kulthi/kultha)	RF	476			Taluk Level	32	344.04	
22	Tumakuru	Sira	HULIKUNTE	Hobli	Horse Gram (kulthi/kultha)	RF	119			Taluk Level	32	344.04	

**Government of Karnataka**  
**Directorate of Economics and Statistics**  
**Hobli Level Average Yield data for Rabi season 2018-19**

S.N	District	Taluk	Insurance Unit (hobli/ GP)	GP/ HOBLI	Crop	IRR_RF	Area_Sown_Ha	No_CCE_Conducted	Average Yield(Kg/Ha)	Name_Of_Higher_Level	No_cce_Conducted_Higher	Higher average Yield(Kg/Ha)	Neighbouring Yield
23	Tumakuru	Sira	KALLAMBELLA	Hobli	Horse Gram (kulthi/kultha)	RF	485			Taluk Level	32	344.04	
24	Tumakuru	Sira	KASABA	Hobli	Horse Gram (kulthi/kultha)	RF	298			Taluk Level	32	344.04	
25	Tumakuru	Sira	BUKKAPATTANA	Hobli	Sorghum (Jowar/Great Millet)	RF	16			Taluk Level	6	45.47	
26	Tumakuru	Sira	GOWDAGERE	Hobli	Sorghum (Jowar/Great Millet)	RF	0			Taluk Level	6	45.47	
27	Tumakuru	Sira	HULIKUNTE	Hobli	Sorghum (Jowar/Great Millet)	RF	0			Taluk Level	6	45.47	
28	Tumakuru	Sira	KALLAMBELLA	Hobli	Sorghum (Jowar/Great Millet)	RF	0			Taluk Level	6	45.47	
29	Tumakuru	Sira	KASABA	Hobli	Sorghum (Jowar/Great Millet)	RF	2					45.47	Y
30	Tumakuru	Tumakuru	GULURU	Hobli	Horse Gram (kulthi/kultha)	RF	0			Taluk Level	2	195.51	
31	Tumakuru	Tumakuru	KASABA	Hobli	Horse Gram (kulthi/kultha)	RF	2			Taluk Level	2	195.51	
32	Tumakuru	Turuvekere	DABBEGHATTA	Hobli	Horse Gram (kulthi/kultha)	RF	120			Taluk Level	22	473.70	
33	Tumakuru	Turuvekere	DANDINASHIVAR A	Hobli	Horse Gram (kulthi/kultha)	RF	9			Taluk Level	22	473.70	

**Government of Karnataka**  
**Directorate of Economics and Statistics**  
**Hobli Level Average Yield data for Rabi season 2018-19**

S.N	District	Taluk	Insurance Unit (hobli/ GP)	GP/ HOBLI	Crop	IRR _RF	Area Sown _Ha	No_CCE_Co nducted	Average Yield(Kg/Ha)	Name_Of Higher_Le vel	No_cce Conducted_ Higher	Higher average Yield(Kg/Ha)	Neighbouring Yield
34	Tumakuru	Turuvekere	KASABA	Hobli	Horse Gram (kulthi/kultha)	RF	44			Taluk Level	22	473.70	
35	Tumakuru	Turuvekere	MAYASANDRA	Hobli	Horse Gram (kulthi/kultha)	RF	50			Taluk Level	22	473.70	

  
Joint Director  
Crop insurance scheme Division  
Directorate of Economics and Statistics



**Government of Karnataka**  
**Directorate of Economics and Statistics**  
**Hobli Level Average Yield data for Rabi season 2018-19**

S.N	District	Taluk	Insurance Unit (hobli/ GP)	GP/ HOBLI	Crop	IRR_RF	Area_Sown_Ha	No_CCE_Conducted	Average Yield(Kg/Ha)	Name Of Higher_Level	No_cce Conducted_Higher	Higher average Yield(Kg/Ha)	Neighbouring Yield
1	Udupi	Brahmavara	BRAHMAVARA	Hobli	Black Gram (urd bean)	RF	233	10	694.82				
2	Udupi	Brahmavara	KOTA	Hobli	Black Gram (urd bean)	RF	965	10	624.03				
3	Udupi	Brahmavara	KOTA	Hobli	GROUNDNUT	RF	423	10	2095.24				
4	Udupi	Byandur	BAINDURU	Hobli	Black Gram (urd bean)	RF	110	10	431.21				
5	Udupi	Byandur	BAINDURU	Hobli	GROUNDNUT	RF	1150	10	2259.18				
6	Udupi	Kundapura	KUNDAPURA	Hobli	Black Gram (urd bean)	RF	435	10	510.58				
7	Udupi	Kundapura	VANDSE	Hobli	Black Gram (urd bean)	RF	265	10	506.62				
8	Udupi	Kundapura	KUNDAPURA	Hobli	GROUNDNUT	RF	179	10	2022.78				
9	Udupi	Udupi	KAPU	Hobli	Black Gram (urd bean)	RF	163	10	690.51				
10	Udupi	Udupi	UDUPI	Hobli	Black Gram (urd bean)	RF	103	10	694.22				

*John Director*

Crop insurance scheme Division  
**Directorate of Economics and Statistics**

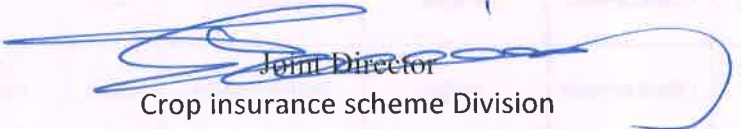


**Government of Karnataka**  
**Directorate of Economics and Statistics**  
**Hobli Level Average Yield data for Rabi season 2018-19**

S.N	District	Taluk	Insurance Unit (hobli/ GP)	GP/ HOBLI	Crop	IRR_RF	Area_Sown_Ha	No_CCE_Conducted	Average Yield(Kg/Ha)	Name_Of_Higher_Level	No_cce_Conducted_Higher	Higher average Yield(Kg/Ha)	Neighbouring Yield
1	UttarKannada	Ankola	ANKOLA	Hobli	GROUNDNUT	RF	43	10	2593.87				
2	UttarKannada	Ankola	BALALE	Hobli	GROUNDNUT	RF	33	10	2832.46				
3	UttarKannada	Ankola	BASAGODA	Hobli	GROUNDNUT	RF	30	10	2325.73				
4	UttarKannada	Ankola	BELEKERI	Hobli	GROUNDNUT	RF	28	10	2732.87				
5	UttarKannada	Bhatkal	Mavalli	Hobli	GROUNDNUT	RF	243	10	2417.88				
6	UttarKannada	Bhatkal	SUSAGADI	Hobli	PADDY	IRR	224	10	4367.29				
7	UttarKannada	Haliyal	MURKAVADA	Hobli	Green Gram (Moong Bean/ Moong)	RF	90	10	314.52				
8	UttarKannada	Haliyal	MURKAVADA	Hobli	Horse Gram (kulthi/kultha)	RF	320	10	645.82				
9	UttarKannada	Honnavar	HONNAVARA	Hobli	GROUNDNUT	RF	127	10	1700.79				
10	UttarKannada	Honnavar	MANKI	Hobli	GROUNDNUT	RF	33	10	2552.28				
11	UttarKannada	Honnavar	HONNAVARA	Hobli	PADDY	IRR	326	10	3067.33				
12	UttarKannada	Honnavar	MANKI	Hobli	PADDY	IRR	155	10	3108.72				

**Government of Karnataka**  
**Directorate of Economics and Statistics**  
**Hobli Level Average Yield data for Rabi season 2018-19**

S.N	District	Taluk	Insurance Unit (hobli/ GP)	GP/ HOBLI	Crop	IRR_RF	Area_Sown_Ha	No_CCE_Co nducted	Average Yield(Kg/Ha)	Name_Of_Higher_Level	No_cce Conducted_Higher	Higher average Yield(Kg/Ha)	Neighbouring Yield
13	UttarKannada	Kumta	GOKARNA	Hobli	GROUNDNUT	RF	195	10	2661.73				
14	UttarKannada	Kumta	KUJALLI	Hobli	GROUNDNUT	RF	122	10	1222.51				
15	UttarKannada	Kumta	KUMATA	Hobli	GROUNDNUT	RF	40	10	2223.94				
16	UttarKannada	Kumta	KUJALLI	Hobli	PADDY	IRR	263	10	3479.09				
17	UttarKannada	Kumta	MIRJANA	Hobli	PADDY	IRR	91	10	3549.47				

  
Joint Director  
Crop insurance scheme Division  
Directorate of Economics and Statistics

**Government of Karnataka**  
**Directorate of Economics and Statistics**  
**Hobli Level Average Yield data for Rabi season 2018-19**

S.N	District	Taluk	Insurance Unit (hobli/ GP)	GP/ HOBLI	Crop	IRR_RF	Area_Sown_Ha	No_CCE_Conducted	Average Yield(Kg/Ha)	Name_Of_Higher_Level	No_cce_Conducted_Higher	Higher average Yield(Kg/Ha)	Neighbouring Yield
1	Vijayapura	Babaleshwar	BABALESHVARA	Hobli	Bengal Gram	IRR	2950	10	1067.23				
2	Vijayapura	Babaleshwar	MAMADAPURA	Hobli	Bengal Gram	IRR	1850	10	939.76				
3	Vijayapura	Babaleshwar	BABALESHVARA	Hobli	Maize (Makka)	IRR	39	10	3785.40				
4	Vijayapura	Babaleshwar	MAMADAPURA	Hobli	Maize (Makka)	IRR	12			Taluk Level	14	4733.14	
5	Vijayapura	Babaleshwar	MAMADAPURA	Hobli	Onion	IRR	213	10	9940.00				
6	Vijayapura	Babaleshwar	BABALESHVARA	Hobli	Safflower	RF	108			Taluk Level	4	383.98	
7	Vijayapura	Babaleshwar	MAMADAPURA	Hobli	Sorghum (Jowar/Great Millet)	IRR	0					1181.77	Y
8	Vijayapura	Babaleshwar	BABALESHVARA	Hobli	SUNFLOWER	IRR	8					633.13	Y
9	Vijayapura	Babaleshwar	MAMADAPURA	Hobli	SUNFLOWER	IRR	0					891.14	Y
10	Vijayapura	Babaleshwar	BABALESHVARA	Hobli	SUNFLOWER	RF	19	10	454.53				
11	Vijayapura	Babaleshwar	BABALESHVARA	Hobli	Wheat	IRR	1230	10	1651.33				
12	Vijayapura	Babaleshwar	MAMADAPURA	Hobli	Wheat	IRR	960	10	1726.16				

**Government of Karnataka**  
**Directorate of Economics and Statistics**  
**Hobli Level Average Yield data for Rabi season 2018-19**

S.N	District	Taluk	Insurance Unit (hobli/ GP)	GP/ HOBLI	Crop	IRR_RF	Area_Sown_Ha	No_CCE_Co nducted	Average Yield(Kg/Ha)	Name_Of_Higher_Level	No_cce Conducted_Higher	Higher average Yield(Kg/Ha)	Neighbouring Yield
13	Vijayapura	Babaleshwar	BABALESHVARA	Hobli	Wheat	RF	3125	10	386.24				
14	Vijayapura	Basvana Bagewadi	BA BAGEVADI	Hobli	Bengal Gram	IRR	83	10	486.66				
15	Vijayapura	Basvana Bagewadi	HO HIPPARAGI	Hobli	Bengal Gram	IRR	368	10	358.35				
16	Vijayapura	Basvana Bagewadi	MANAGULI	Hobli	Bengal Gram	IRR	50	10	1506.68				
17	Vijayapura	Basvana Bagewadi	HO HIPPARAGI	Hobli	Maize (Makka)	IRR	6					3349.63	Y
18	Vijayapura	Basvana Bagewadi	BA BAGEVADI	Hobli	Onion	IRR	57			Taluk Level	19	14943.16	
19	Vijayapura	Basvana Bagewadi	HO HIPPARAGI	Hobli	Onion	IRR	41	10	14500.00				
20	Vijayapura	Basvana Bagewadi	BA BAGEVADI	Hobli	Safflower	RF	106	10	494.82				
21	Vijayapura	Basvana Bagewadi	HO HIPPARAGI	Hobli	Safflower	RF	65	10	458.61				
22	Vijayapura	Basvana Bagewadi	MANAGULI	Hobli	Safflower	RF	180	10	442.10				
23	Vijayapura	Basvana Bagewadi	BA BAGEVADI	Hobli	Sorghum (Jowar/Great Millet)	IRR	119	10	1375.68				
24	Vijayapura	Basvana Bagewadi	HO HIPPARAGI	Hobli	Sorghum (Jowar/Great Millet)	IRR	117	10	1150.07				

**Government of Karnataka**  
**Directorate of Economics and Statistics**  
**Hobli Level Average Yield data for Rabi season 2018-19**

S.N	District	Taluk	Insurance Unit (hobli/ GP)	GP/ HOBLI	Crop	IRR_RF	Area_Sown_Ha	No_CCE_Co nducted	Average Yield(Kg/Ha)	Name_Of_Higher_Level	No_cce Conducted_Higher	Higher average Yield(Kg/Ha)	Neighbouring Yield
25	Vijayapura	Basvana Bagewadi	MANAGULI	Hobli	Sorghum (Jowar/Great Millet)	IRR	50	10	999.66				
26	Vijayapura	Basvana Bagewadi	BA BAGEVADI	Hobli	SUNFLOWER	IRR	0					537.79	Y
27	Vijayapura	Basvana Bagewadi	HO HIPPARAGI	Hobli	SUNFLOWER	IRR	0					471.80	Y
28	Vijayapura	Basvana Bagewadi	BA BAGEVADI	Hobli	SUNFLOWER	RF	10			Taluk Level	12	392.81	
29	Vijayapura	Basvana Bagewadi	HO HIPPARAGI	Hobli	SUNFLOWER	RF	0			Taluk Level	12	392.81	
30	Vijayapura	Basvana Bagewadi	MANAGULI	Hobli	SUNFLOWER	RF	620	10	391.24				
31	Vijayapura	Basvana Bagewadi	BA BAGEVADI	Hobli	Wheat	IRR	128	10	810.13				
32	Vijayapura	Basvana Bagewadi	HO HIPPARAGI	Hobli	Wheat	IRR	756	10	760.12				
33	Vijayapura	Basvana Bagewadi	BA BAGEVADI	Hobli	Wheat	RF	12			Taluk Level	26	320.08	
34	Vijayapura	Basvana Bagewadi	HO HIPPARAGI	Hobli	Wheat	RF	15			Taluk Level	26	320.08	
35	Vijayapura	Basvana Bagewadi	MANAGULI	Hobli	Wheat	RF	157	10	373.89				
36	Vijayapura	Bijapur	BIJAPURA	Hobli	Bengal Gram	IRR	1350	10	442.54				

**Government of Karnataka**  
**Directorate of Economics and Statistics**  
**Hobli Level Average Yield data for Rabi season 2018-19**

S.N	District	Taluk	Insurance Unit (hobli/ GP)	GP/ HOBLI	Crop	IRR_RF	Area_Sown_Ha	No_CCE_Conducted	Average Yield(Kg/Ha)	Name_Of_Higher_Level	No_cce_Conducted_Higher	Higher average Yield(Kg/Ha)	Neighbouring Yield
37	Vijayapura	Bijapur	NAGATANA	Hobli	Bengal Gram	IRR	2995	10	551.39				
38	Vijayapura	Bijapur	BIJAPURA	Hobli	Maize (Makka)	IRR	20					2472.93	Y
39	Vijayapura	Bijapur	NAGATANA	Hobli	Maize (Makka)	IRR	9					1188.08	Y
40	Vijayapura	Bijapur	BIJAPURA	Hobli	Safflower	RF	232	10	346.18				
41	Vijayapura	Bijapur	NAGATANA	Hobli	Safflower	RF	0					346.18	Y
42	Vijayapura	Bijapur	BIJAPURA	Hobli	Sorghum (Jowar/Great Millet)	IRR	119	10	818.90				
43	Vijayapura	Bijapur	NAGATANA	Hobli	Sorghum (Jowar/Great Millet)	IRR	725	10	1284.89				
44	Vijayapura	Bijapur	BIJAPURA	Hobli	SUNFLOWER	IRR	6			Taluk Level	2	576.78	
45	Vijayapura	Bijapur	NAGATANA	Hobli	SUNFLOWER	IRR	0			Taluk Level	2	576.78	
46	Vijayapura	Bijapur	BIJAPURA	Hobli	SUNFLOWER	RF	18			Taluk Level	18	203.89	
47	Vijayapura	Bijapur	NAGATANA	Hobli	SUNFLOWER	RF	5	10	237.03				
48	Vijayapura	Bijapur	BIJAPURA	Hobli	Wheat	IRR	780			Taluk Level	16	1057.78	

28



**Government of Karnataka**  
**Directorate of Economics and Statistics**  
**Hobli Level Average Yield data for Rabi season 2018-19**

S.N	District	Taluk	Insurance Unit (hobli/ GP)	GP/ HOBLI	Crop	IRR _RF	Area_Sown_Ha	No_CCE_Co nducted	Average Yield(Kg/Ha)	Name_Of_Higher_Level	No_cce Conducted_Higher	Higher average Yield(Kg/Ha)	Neighbouring Yield
49	Vijayapura	Bijapur	NAGATANA	Hobli	Wheat	IRR	13			Taluk Level	16	1057.78	
50	Vijayapura	Bijapur	BIJAPURA	Hobli	Wheat	RF	2795	10	464.19				
51	Vijayapura	Bijapur	NAGATANA	Hobli	Wheat	RF	15			Taluk Level	18	349.42	
52	Vijayapura	Chadachan	CHADACHANA	Hobli	Bengal Gram	IRR	3127	10	577.24				
53	Vijayapura	Chadachan	CHADACHANA	Hobli	Maize (Makka)	IRR	18					1190.48	Y
54	Vijayapura	Chadachan	CHADACHANA	Hobli	Onion	IRR	39	10	12466.00				
55	Vijayapura	Chadachan	CHADACHANA	Hobli	Safflower	RF	0			District Level	60	427.91	
56	Vijayapura	Chadachan	CHADACHANA	Hobli	Sorghum (Jowar/Great Millet)	IRR	1053	10	650.48				
57	Vijayapura	Chadachan	CHADACHANA	Hobli	SUNFLOWER	IRR	13					602.39	Y
58	Vijayapura	Chadachan	CHADACHANA	Hobli	SUNFLOWER	RF	15					244.73	Y
59	Vijayapura	Chadachan	CHADACHANA	Hobli	Wheat	IRR	1025	10	1026.94				
60	Vijayapura	Chadachan	CHADACHANA	Hobli	Wheat	RF	15					162.39	Y

**Government of Karnataka**  
**Directorate of Economics and Statistics**  
**Hobli Level Average Yield data for Rabi season 2018-19**

S.N	District	Taluk	Insurance Unit (hobli/ GP)	GP/ HOBLI	Crop	IRR _RF	Area_Sown_Ha	No_CCE_Co nducted	Average Yield(Kg/Ha)	Name_Of_Higher_Level	No_cce Conducted_Higher	Higher average Yield(Kg/Ha)	Neighbouring Yield
61	Vijayapura	Indi	BALLOLLI	Hobli	Bengal Gram	IRR	4655	10	767.81				
62	Vijayapura	Indi	INDI	Hobli	Bengal Gram	IRR	6127	10	384.65				
63	Vijayapura	Indi	BALLOLLI	Hobli	Maize (Makka)	IRR	6					1072.09	Y
64	Vijayapura	Indi	INDI	Hobli	Maize (Makka)	IRR	16					2665.62	Y
65	Vijayapura	Indi	BALLOLLI	Hobli	Onion	IRR	0			District Level	89	13261.22	
66	Vijayapura	Indi	BALLOLLI	Hobli	Safflower	RF	0			District Level	60	427.91	
67	Vijayapura	Indi	INDI	Hobli	Safflower	RF	0			District Level	60	427.91	
68	Vijayapura	Indi	BALLOLLI	Hobli	Sorghum (Jowar/Great Millet)	IRR	1136	10	818.07				
69	Vijayapura	Indi	INDI	Hobli	Sorghum (Jowar/Great Millet)	IRR	1241	10	636.48				
70	Vijayapura	Indi	BALLOLLI	Hobli	SUNFLOWER	IRR	0			District Level	22	507.94	
71	Vijayapura	Indi	INDI	Hobli	SUNFLOWER	IRR	0					698.21	Y
72	Vijayapura	Indi	BALLOLLI	Hobli	SUNFLOWER	RF	6					244.73	Y

**Government of Karnataka**  
**Directorate of Economics and Statistics**  
**Hobli Level Average Yield data for Rabi season 2018-19**

S.N	District	Taluk	Insurance Unit (hobli/ GP)	GP/ HOBLI	Crop	IRR_RF	Area_Sown_Ha	No_CCE_Conducted	Average Yield(Kg/Ha)	Name_Of_Higher_Level	No_cce_Conducted_Higher	Higher average Yield(Kg/Ha)	Neighbouring Yield
73	Vijayapura	Indi	INDI	Hobli	SUNFLOWER	RF	0					388.88	Y
74	Vijayapura	Indi	BALLOLLI	Hobli	Wheat	IRR	735	10	1461.05				
75	Vijayapura	Indi	INDI	Hobli	Wheat	IRR	1245	10	990.65				
76	Vijayapura	Indi	BALLOLLI	Hobli	Wheat	RF	16			Taluk Level	4	35.65	
77	Vijayapura	Indi	INDI	Hobli	Wheat	RF	0					515.52	Y
78	Vijayapura	Muddebihal	DAVALAGI	Hobli	Bengal Gram	IRR	1104			Taluk Level	25	606.62	
79	Vijayapura	Muddebihal	MUDDEBIHALA	Hobli	Bengal Gram	IRR	572	10	693.75				
80	Vijayapura	Muddebihal	NALATAVADA	Hobli	Bengal Gram	IRR	941			Taluk Level	25	606.62	
81	Vijayapura	Muddebihal	DAVALAGI	Hobli	Maize (Makka)	IRR	7			Taluk Level	20	1597.49	
82	Vijayapura	Muddebihal	MUDDEBIHALA	Hobli	Maize (Makka)	IRR	21			Taluk Level	20	1597.49	
83	Vijayapura	Muddebihal	NALATAVADA	Hobli	Maize (Makka)	IRR	19			Taluk Level	20	1597.49	
84	Vijayapura	Muddebihal	DAVALAGI	Hobli	Onion	IRR	119	10	11520.00				

**Government of Karnataka**  
**Directorate of Economics and Statistics**  
**Hobli Level Average Yield data for Rabi season 2018-19**

S.N	District	Taluk	Insurance Unit (hobli/ GP)	GP/ HOBLI	Crop	IRR_RF	Area_Sown_Ha	No_CCE_Co nducted	Average Yield(Kg/Ha)	Name_Of_Higher_Level	No_cce Conducted_Higher	Higher average Yield(Kg/Ha)	Neighbouring Yield
85	Vijayapura	Muddebihal	MUDDEBIHALA	Hobli	Onion	IRR	41	10	12860.00				
86	Vijayapura	Muddebihal	DAVALAGI	Hobli	Safflower	RF	45			Taluk Level	6	535.69	
87	Vijayapura	Muddebihal	MUDDEBIHALA	Hobli	Safflower	RF	1			Taluk Level	6	535.69	
88	Vijayapura	Muddebihal	NALATAVADA	Hobli	Safflower	RF	64			Taluk Level	6	535.69	
89	Vijayapura	Muddebihal	DAVALAGI	Hobli	Sorghum (Jowar/Great Millet)	IRR	21			Taluk Level	26	1227.43	
90	Vijayapura	Muddebihal	MUDDEBIHALA	Hobli	Sorghum (Jowar/Great Millet)	IRR	120	10	1381.84				
91	Vijayapura	Muddebihal	NALATAVADA	Hobli	Sorghum (Jowar/Great Millet)	IRR	18			Taluk Level	26	1227.43	
92	Vijayapura	Muddebihal	DAVALAGI	Hobli	SUNFLOWER	IRR	17					442.45	Y
93	Vijayapura	Muddebihal	MUDDEBIHALA	Hobli	SUNFLOWER	IRR	9			Taluk Level	10	442.45	
94	Vijayapura	Muddebihal	NALATAVADA	Hobli	SUNFLOWER	IRR	5			Taluk Level	10	442.45	
95	Vijayapura	Muddebihal	DAVALAGI	Hobli	SUNFLOWER	RF	20					224.20	Y
96	Vijayapura	Muddebihal	MUDDEBIHALA	Hobli	SUNFLOWER	RF	0			Taluk Level	12	157.68	

**Government of Karnataka**  
**Directorate of Economics and Statistics**  
**Hobli Level Average Yield data for Rabi season 2018-19**

S.N	District	Taluk	Insurance Unit (hobli/ GP)	GP/ HOBLI	Crop	IRR_RF	Area_Sown_Ha	No_CCE_Co nducted	Average Yield(Kg/Ha)	Name_Of_Higher_Level	No_cce Conducted_Higher	Higher average Yield(Kg/Ha)	Neighbouring Yield
97	Vijayapura	Muddebihal	NALATAVADA	Hobli	SUNFLOWER	RF	16					192.90	Y
98	Vijayapura	Muddebihal	DAVALAGI	Hobli	Wheat	IRR	1275	10	917.10				
99	Vijayapura	Muddebihal	MUDEDEBIHALA	Hobli	Wheat	IRR	7	10	1020.90				
100	Vijayapura	Muddebihal	NALATAVADA	Hobli	Wheat	IRR	12			Taluk Level	28	1029.81	
101	Vijayapura	Muddebihal	DAVALAGI	Hobli	Wheat	RF	772	10	111.69				
102	Vijayapura	Muddebihal	MUDEDEBIHALA	Hobli	Wheat	RF	17	10	172.69				
103	Vijayapura	Muddebihal	NALATAVADA	Hobli	Wheat	RF	277	10	190.11				
104	Vijayapura	NidaGundi	KOLHARA	Hobli	Bengal Gram	IRR	1364	10	900.18				
105	Vijayapura	NidaGundi	NIDAGUNDI	Hobli	Bengal Gram	IRR	2388	10	623.53				
106	Vijayapura	NidaGundi	KOLHARA	Hobli	Maize (Makka)	IRR	50	10	3796.36				
107	Vijayapura	NidaGundi	KOLHARA	Hobli	Onion	IRR	491	10	13804.00				
108	Vijayapura	NidaGundi	NIDAGUNDI	Hobli	Onion	IRR	234	10	10962.88				

*(Handwritten mark)*

**Government of Karnataka**  
**Directorate of Economics and Statistics**  
**Hobli Level Average Yield data for Rabi season 2018-19**

S.N	District	Taluk	Insurance Unit (hobli/ GP)	GP/ HOBLI	Crop	IRR_RF	Area_Sown_Ha	No_CCE_Co nducted	Average Yield(Kg/Ha)	Name_Of_Higher_Level	No_cce Conducted_Higher	Higher average Yield(Kg/Ha)	Neighbouring Yield
109	Vijayapura	NidaGundi	KOLHARA	Hobli	Safflower	RF	31					466.24	Y
110	Vijayapura	NidaGundi	NIDAGUNDI	Hobli	Safflower	RF	26			Taluk Level	6	355.71	
111	Vijayapura	NidaGundi	KOLHARA	Hobli	Sorghum (Jowar/Great Millet)	IRR	501	10	1280.85				
112	Vijayapura	NidaGundi	NIDAGUNDI	Hobli	Sorghum (Jowar/Great Millet)	IRR	1262	10	1077.34				
113	Vijayapura	NidaGundi	KOLHARA	Hobli	SUNFLOWER	IRR	0					1209.59	Y
114	Vijayapura	NidaGundi	KOLHARA	Hobli	SUNFLOWER	RF	12					370.34	Y
115	Vijayapura	NidaGundi	NIDAGUNDI	Hobli	SUNFLOWER	RF	14			Taluk Level	8	301.34	
116	Vijayapura	NidaGundi	KOLHARA	Hobli	Wheat	IRR	1815	10	1052.95				
117	Vijayapura	NidaGundi	NIDAGUNDI	Hobli	Wheat	IRR	1145	10	644.54				
118	Vijayapura	NidaGundi	KOLHARA	Hobli	Wheat	RF	176	10	560.83				
119	Vijayapura	NidaGundi	NIDAGUNDI	Hobli	Wheat	RF	646			Taluk Level	19	433.25	
120	Vijayapura	Sindagi	ALAMELA	Hobli	Bengal Gram	IRR	11235	10	453.28				

**Government of Karnataka**  
**Directorate of Economics and Statistics**  
**Hobli Level Average Yield data for Rabi season 2018-19**

S.N	District	Taluk	Insurance Unit (hobli/ GP)	GP/ HOBLI	Crop	IRR_IRF	Area_Sown_Ha	No_CCE_Conducted	Average Yield(Kg/Ha)	Name_Of_Higher_Level	No_cce_Conducted_Higher	Higher average Yield(Kg/Ha)	Neighbouring Yield
121	Vijayapura	Sindagi	DEVARA HIPPARAGI	Hobli	Bengal Gram	IRR	1526	10	787.39				
122	Vijayapura	Sindagi	SINDAGI	Hobli	Bengal Gram	IRR	9652	10	464.60				
123	Vijayapura	Sindagi	ALAMELA	Hobli	Maize (Makka)	IRR	125	10	1295.35				
124	Vijayapura	Sindagi	DEVARA HIPPARAGI	Hobli	Maize (Makka)	IRR	10			Taluk Level	28	1421.61	
125	Vijayapura	Sindagi	SINDAGI	Hobli	Maize (Makka)	IRR	756	10	1594.27				
126	Vijayapura	Sindagi	SINDAGI	Hobli	Onion	IRR	48	10	18080.00				
127	Vijayapura	Sindagi	ALAMELA	Hobli	Safflower	RF	74			District Level	60	427.91	
128	Vijayapura	Sindagi	DEVARA HIPPARAGI	Hobli	Safflower	RF	249			District Level	60	427.91	
129	Vijayapura	Sindagi	SINDAGI	Hobli	Safflower	RF	401			District Level	60	427.91	
130	Vijayapura	Sindagi	ALAMELA	Hobli	Sorghum (Jowar/Great Millet)	IRR	1560			Taluk Level	26	1116.30	
131	Vijayapura	Sindagi	DEVARA HIPPARAGI	Hobli	Sorghum (Jowar/Great Millet)	IRR	265			Taluk Level	26	1116.30	
132	Vijayapura	Sindagi	SINDAGI	Hobli	Sorghum (Jowar/Great Millet)	IRR	1875	10	499.52				

**Government of Karnataka**  
**Directorate of Economics and Statistics**  
**Hobli Level Average Yield data for Rabi season 2018-19**

S.N	District	Taluk	Insurance Unit (hobli/ GP)	GP/ HOBLI	Crop	IRR_RF	Area Sown_Ha	No_CCE_Conducted	Average Yield(Kg/Ha)	Name_Of_Higher_Level	No_cce_Conducted_Higher	Higher average Yield(Kg/Ha)	Neighbouring Yield
133	Vijayapura	Sindagi	ALAMELA	Hobli	SUNFLOWER	IRR	0			District Level	22	507.94	
134	Vijayapura	Sindagi	DEVARA HIPPARAGI	Hobli	SUNFLOWER	IRR	0			District Level	22	507.94	
135	Vijayapura	Sindagi	SINDAGI	Hobli	SUNFLOWER	IRR	0			District Level	22	507.94	
136	Vijayapura	Sindagi	ALAMELA	Hobli	SUNFLOWER	RF	0			District Level	76	285.63	
137	Vijayapura	Sindagi	DEVARA HIPPARAGI	Hobli	SUNFLOWER	RF	0			District Level	76	285.63	
138	Vijayapura	Sindagi	SINDAGI	Hobli	SUNFLOWER	RF	0			District Level	76	285.63	
139	Vijayapura	Sindagi	ALAMELA	Hobli	Wheat	IRR	5426	10	954.82				
140	Vijayapura	Sindagi	DEVARA HIPPARAGI	Hobli	Wheat	IRR	560	10	1214.94				
141	Vijayapura	Sindagi	SINDAGI	Hobli	Wheat	IRR	6215	10	1320.71				
142	Vijayapura	Sindagi	ALAMELA	Hobli	Wheat	RF	400	10	706.67				
143	Vijayapura	Sindagi	DEVARA HIPPARAGI	Hobli	Wheat	RF	14					396.06	Y
144	Vijayapura	Sindagi	SINDAGI	Hobli	Wheat	RF	0			Taluk Level	14	617.93	

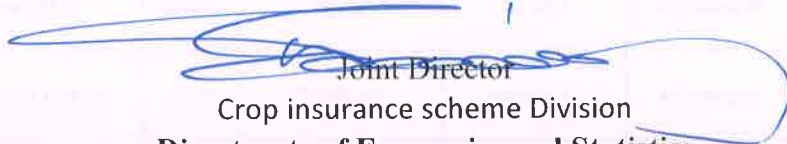


**Government of Karnataka**  
**Directorate of Economics and Statistics**  
**Hobli Level Average Yield data for Rabi season 2018-19**

S.N	District	Taluk	Insurance Unit (hobli/ GP)	GP/ HOBLI	Crop	IRR _RF	Area_Sown_Ha	No_CCE_Co nducted	Average Yield(Kg/Ha)	Name_Of Higher_Level	No_cce Conducted_Higher	Higher average Yield(Kg/Ha)	Neighbouring Yield
145	Vijayapura	Talikote	TALIKOTI	Hobli	Bengal Gram	IRR	0					600.24	Y
146	Vijayapura	Talikote	TALIKOTI	Hobli	Safflower	RF	110					440.40	Y
147	Vijayapura	Talikote	TALIKOTI	Hobli	SUNFLOWER	RF	0			District Level	76	285.63	
148	Vijayapura	Talikote	TALIKOTI	Hobli	Wheat	IRR	0					1016.24	Y
149	Vijayapura	Talikote	TALIKOTI	Hobli	Wheat	RF	74	10	172.69				
150	Vijayapura	TIKOTA	TIKOTA	Hobli	Bengal Gram	IRR	3650	10	264.54				
151	Vijayapura	TIKOTA	TIKOTA	Hobli	Maize (Makka)	IRR	10					396.57	Y
152	Vijayapura	TIKOTA	TIKOTA	Hobli	Safflower	RF	10			Taluk Level	2	623.13	
153	Vijayapura	TIKOTA	TIKOTA	Hobli	Sorghum (Jowar/Great Millet)	IRR	45	10	736.26				
154	Vijayapura	TIKOTA	TIKOTA	Hobli	SUNFLOWER	IRR	10			Taluk Level	4	547.37	
155	Vijayapura	TIKOTA	TIKOTA	Hobli	SUNFLOWER	RF	735	10	293.05				
156	Vijayapura	TIKOTA	TIKOTA	Hobli	Wheat	IRR	1150	10	666.82				

**Government of Karnataka**  
**Directorate of Economics and Statistics**  
**Hobli Level Average Yield data for Rabi season 2018-19**

S.N	District	Taluk	Insurance Unit (hobli/ GP)	GP/ HOBLI	Crop	IRR_RF	Area_Sown_Ha	No_CCE_Conducted	Average Yield(Kg/Ha)	Name_Of_Higher_Level	No_cce_Conducted_Higher	Higher average Yield(Kg/Ha)	Neighbouring Yield
157	Vijayapura	TIKOTA	TIKOTA	Hobli	Wheat	RF	2255	10	177.44				

  
 Joint Director  
 Crop insurance scheme Division  
 Directorate of Economics and Statistics

R

**Government of Karnataka  
Directorate of Economics and Statistics**

**Hobli Level Average Yield data for Rabi season 2018-19**

S.N	District	Taluk	Insurance Unit (hobli/ GP)	GP/ HOBLI	Crop	IRR_RF	Area_Sown_Ha	No_CCE_Conducted	Average Yield(Kg/Ha)	Name_Of_Higher_Level	No_cce_Conducted_Higher	Higher average Yield(Kg/Ha)	Neighbouring Yield
1	YADGIRI	Gurmitkal	GURUMITAKALA	Hobli	Bengal Gram	RF	315	10	621.89				
2	YADGIRI	Gurmitkal	KONKALA	Hobli	Bengal Gram	RF	217	10	541.19				
3	YADGIRI	Gurmitkal	GURUMITAKALA	Hobli	PADDY	IRR	0			District Level	42	4221.49	
4	YADGIRI	Gurmitkal	KONKALA	Hobli	PADDY	IRR	0			District Level	42	4221.49	
5	YADGIRI	Gurmitkal	GURUMITAKALA	Hobli	Safflower	RF	16			Taluk Level	6	714.64	
6	YADGIRI	Gurmitkal	KONKALA	Hobli	Safflower	RF	3			Taluk Level	6	714.64	
7	YADGIRI	Gurmitkal	GURUMITAKALA	Hobli	Sorghum (Jowar/Great Millet)	IRR	2			Taluk Level	4	1036.35	
8	YADGIRI	Gurmitkal	KONKALA	Hobli	SUNFLOWER	RF	0			State Level	682	303.81	
9	YADGIRI	Hunisigi	HUNASIGI	Hobli	Bengal Gram	IRR	80			Taluk Level	14	828.43	
10	YADGIRI	Hunisigi	KODEKAL	Hobli	Bengal Gram	IRR	107			Taluk Level	14	828.43	
11	YADGIRI	Hunisigi	HUNASIGI	Hobli	Bengal Gram	RF	1053	10	406.75				
12	YADGIRI	Hunisigi	KODEKAL	Hobli	Bengal Gram	RF	714			Taluk Level	19	406.58	

**Government of Karnataka**  
**Directorate of Economics and Statistics**

**Hobli Level Average Yield data for Rabi season 2018-19**

S.N	District	Taluk	Insurance Unit (hobli/ GP)	GP/ HOBLI	Crop	IRR_RF	Area_Sown_Ha	No_CCE_Co nducted	Average Yield(Kg/Ha)	Name_Of_Higher_Level	No_cce Conducted_Higher	Higher average Yield(Kg/Ha)	Neighbouring Yield
13	YADGIRI	Hunisigi	HUNASIGI	Hobli	Safflower	RF	5			District Level	8	584.42	
14	YADGIRI	Hunisigi	KODEKAL	Hobli	Safflower	RF	24			District Level	8	584.42	
15	YADGIRI	Hunisigi	HUNASIGI	Hobli	Sorghum (Jowar/Great Millet)	IRR	78	10	1509.58				
16	YADGIRI	Hunisigi	KODEKAL	Hobli	Sorghum (Jowar/Great Millet)	IRR	60	10	2342.32				
17	YADGIRI	Hunisigi	HUNASIGI	Hobli	SUNFLOWER	IRR	0			State Level	651	984.78	
18	YADGIRI	Hunisigi	KODEKAL	Hobli	SUNFLOWER	IRR	1			State Level	651	984.78	
19	YADGIRI	Hunisigi	HUNASIGI	Hobli	SUNFLOWER	RF	3			State Level	682	303.81	
20	YADGIRI	Hunisigi	KODEKAL	Hobli	SUNFLOWER	RF	3			State Level	682	303.81	
21	YADGIRI	Hunisigi	HUNASIGI	Hobli	Wheat	IRR	15			Taluk Level	4	1573.20	
22	YADGIRI	Hunisigi	KODEKAL	Hobli	Wheat	IRR	4			Taluk Level	4	1573.20	
23	YADGIRI	Hunisigi	HUNASIGI	Hobli	Wheat	RF	12			Taluk Level	2	475.28	
24	YADGIRI	Hunisigi	KODEKAL	Hobli	Wheat	RF	17			Taluk Level	2	475.28	

**Government of Karnataka**  
**Directorate of Economics and Statistics**  
**Hobli Level Average Yield data for Rabi season 2018-19**

S.N	District	Taluk	Insurance Unit (hobli/ GP)	GP/ HOBLI	Crop	IRR_RF	Area_Sown_Ha	No_CCE_Conducted	Average Yield(Kg/Ha)	Name_Of_Higher_Level	No_cce_Conducted_Higher	Higher average Yield(Kg/Ha)	Neighbouring Yield
25	YADGIRI	Shahapur	DORANALLI	Hobli	Bengal Gram	IRR	0			District Level	14	828.43	
26	YADGIRI	Shahapur	GOGI	Hobli	Bengal Gram	IRR	0			District Level	14	828.43	
27	YADGIRI	Shahapur	SHAHAPURA	Hobli	Bengal Gram	IRR	2			District Level	14	828.43	
28	YADGIRI	Shahapur	DORANALLI	Hobli	Bengal Gram	RF	26			Taluk Level	8	498.87	
29	YADGIRI	Shahapur	GOGI	Hobli	Bengal Gram	RF	494			Taluk Level	8	498.87	
30	YADGIRI	Shahapur	SHAHAPURA	Hobli	Bengal Gram	RF	192			Taluk Level	8	498.87	
31	YADGIRI	Shahapur	DORANALLI	Hobli	PADDY	IRR	88	10	3388.25				
32	YADGIRI	Shahapur	GOGI	Hobli	PADDY	IRR	22			Taluk Level	22	3890.89	
33	YADGIRI	Shahapur	SHAHAPURA	Hobli	PADDY	IRR	64	10	4367.29				
34	YADGIRI	Shahapur	DORANALLI	Hobli	Safflower	RF	0			District Level	8	584.42	
35	YADGIRI	Shahapur	GOGI	Hobli	Safflower	RF	0			District Level	8	584.42	
36	YADGIRI	Shahapur	SHAHAPURA	Hobli	Safflower	RF	0			District Level	8	584.42	

**Government of Karnataka**  
**Directorate of Economics and Statistics**  
**Hobli Level Average Yield data for Rabi season 2018-19**

S.N	District	Taluk	Insurance Unit (hobli/ GP)	GP/ HOBLI	Crop	IRR _RF	Area_Sown_Ha	No_CCE_Co nducted	Average Yield(Kg/Ha)	Name_Of_Higher_Le vel	No_cce Conducted_Higher	Higher average Yield(Kg/Ha)	Neighbouring Yield
37	YADGIRI	Shahapur	DORANALLI	Hobli	Sorghum (Jowar/Great Millet)	IRR	425	10	1765.46				
38	YADGIRI	Shahapur	GOGI	Hobli	Sorghum (Jowar/Great Millet)	IRR	166	10	1643.48				
39	YADGIRI	Shahapur	SHAHAPURA	Hobli	Sorghum (Jowar/Great Millet)	IRR	220	10	1770.04				
40	YADGIRI	Shahapur	DORANALLI	Hobli	SUNFLOWER	IRR	0			State Level	651	984.78	
41	YADGIRI	Shahapur	GOGI	Hobli	SUNFLOWER	IRR	0			State Level	651	984.78	
42	YADGIRI	Shahapur	SHAHAPURA	Hobli	SUNFLOWER	IRR	0			State Level	651	984.78	
43	YADGIRI	Shahapur	DORANALLI	Hobli	SUNFLOWER	RF	0			State Level	682	303.81	
44	YADGIRI	Shahapur	GOGI	Hobli	SUNFLOWER	RF	0			State Level	682	303.81	
45	YADGIRI	Shahapur	SHAHAPURA	Hobli	SUNFLOWER	RF	0			State Level	682	303.81	
46	YADGIRI	Shahapur	DORANALLI	Hobli	Wheat	IRR	0			District Level	4	1573.20	
47	YADGIRI	Shahapur	GOGI	Hobli	Wheat	IRR	0			District Level	4	1573.20	
48	YADGIRI	Shahapur	SHAHAPURA	Hobli	Wheat	IRR	0			District Level	4	1573.20	

(a)

**Government of Karnataka**  
**Directorate of Economics and Statistics**  
**Hobli Level Average Yield data for Rabi season 2018-19**

S.N	District	Taluk	Insurance Unit (hobli/ GP)	GP/ HOBLI	Crop	IRR_RF	Area_Sown_Ha	No_CCE_Conducted	Average Yield(Kg/Ha)	Name_Of_Higher_Level	No_cce_Conducted_Higher	Higher average Yield(Kg/Ha)	Neighbouring Yield
49	YADGIRI	Shahapur	DORANALLI	Hobli	Wheat	RF	0			District Level	2	475.28	
50	YADGIRI	Shahapur	GOGI	Hobli	Wheat	RF	3			District Level	2	475.28	
51	YADGIRI	Shahapur	SHAHAPURA	Hobli	Wheat	RF	0			District Level	2	475.28	
52	YADGIRI	Shorapur	KAKKERA	Hobli	Bengal Gram	IRR	207			District Level	14	828.43	
53	YADGIRI	Shorapur	KEMBHAVI	Hobli	Bengal Gram	IRR	40			District Level	14	828.43	
54	YADGIRI	Shorapur	SHORAPURA	Hobli	Bengal Gram	IRR	25			District Level	14	828.43	
55	YADGIRI	Shorapur	KAKKERA	Hobli	Bengal Gram	RF	601			Taluk Level	12	398.75	
56	YADGIRI	Shorapur	KEMBHAVI	Hobli	Bengal Gram	RF	627	10	388.41				
57	YADGIRI	Shorapur	SHORAPURA	Hobli	Bengal Gram	RF	807			Taluk Level	12	398.75	
58	YADGIRI	Shorapur	KAKKERA	Hobli	Safflower	RF	21			District Level	8	584.42	
59	YADGIRI	Shorapur	KEMBHAVI	Hobli	Safflower	RF	3			District Level	8	584.42	
60	YADGIRI	Shorapur	SHORAPURA	Hobli	Safflower	RF	22			District Level	8	584.42	

**Government of Karnataka**  
**Directorate of Economics and Statistics**  
**Hobli Level Average Yield data for Rabi season 2018-19**

S.N	District	Taluk	Insurance Unit (hobli/ GP)	GP/ HOBLI	Crop	IRR_RF	Area_Sown_Ha	No_CCE_Co nducted	Average Yield(Kg/Ha)	Name_Of Higher_Level	No_cce Conducted_Higher	Higher average Yield(Kg/Ha)	Neighbouring Yield
61	YADGIRI	Shorapur	KAKKERA	Hobli	Sorghum (Jowar/Great Millet)	IRR	68	10	1565.52				
62	YADGIRI	Shorapur	KEMBHAVI	Hobli	Sorghum (Jowar/Great Millet)	IRR	20			Taluk Level	24	1617.19	
63	YADGIRI	Shorapur	SHORAPURA	Hobli	Sorghum (Jowar/Great Millet)	IRR	168	10	1578.37				
64	YADGIRI	Shorapur	KAKKERA	Hobli	SUNFLOWER	IRR	0			State Level	651	984.78	
65	YADGIRI	Shorapur	KEMBHAVI	Hobli	SUNFLOWER	IRR	0			State Level	651	984.78	
66	YADGIRI	Shorapur	SHORAPURA	Hobli	SUNFLOWER	IRR	0			State Level	651	984.78	
67	YADGIRI	Shorapur	KAKKERA	Hobli	SUNFLOWER	RF	1			State Level	682	303.81	
68	YADGIRI	Shorapur	KEMBHAVI	Hobli	SUNFLOWER	RF	4			State Level	682	303.81	
69	YADGIRI	Shorapur	SHORAPURA	Hobli	SUNFLOWER	RF	3			State Level	682	303.81	
70	YADGIRI	Shorapur	SHORAPURA	Hobli	Wheat	IRR	0			District Level	4	1573.20	
71	YADGIRI	Shorapur	KAKKERA	Hobli	Wheat	RF	112			District Level	2	475.28	
72	YADGIRI	Shorapur	KEMBHAVI	Hobli	Wheat	RF	1			District Level	2	475.28	



**Government of Karnataka**  
**Directorate of Economics and Statistics**  
**Hobli Level Average Yield data for Rabi season 2018-19**


S.N	District	Taluk	Insurance Unit (hobli/ GP)	GP/ HOBLI	Crop	IRR_RF	Area_Sown_Ha	No_CCE_Co nducted	Average Yield(Kg/Ha)	Name_Of_Higher_Level	No_cce Conducted_Higher	Higher average Yield(Kg/Ha)	Neighbouring Yield
73	YADGIRI	Shorapur	SHORAPURA	Hobli	Wheat	RF	23			District Level	2	475.28	
74	YADGIRI	Vadagera	HAIYYALA B	Hobli	Bengal Gram	IRR	0			District Level	14	828.43	
75	YADGIRI	Vadagera	VADAGERA	Hobli	Bengal Gram	IRR	0			District Level	14	828.43	
76	YADGIRI	Vadagera	HAIYYALA B	Hobli	Bengal Gram	RF	10			Taluk Level	6	406.39	
77	YADGIRI	Vadagera	VADAGERA	Hobli	Bengal Gram	RF	372			Taluk Level	6	406.39	
78	YADGIRI	Vadagera	HAIYYALA B	Hobli	PADDY	IRR	24	10	5431.46				
79	YADGIRI	Vadagera	VADAGERA	Hobli	PADDY	IRR	166	10	3738.84				
80	YADGIRI	Vadagera	HAIYYALA B	Hobli	Safflower	RF	1			Taluk Level	2	193.74	
81	YADGIRI	Vadagera	VADAGERA	Hobli	Safflower	RF	0			Taluk Level	2	193.74	
82	YADGIRI	Vadagera	HAIYYALA B	Hobli	Sorghum (Jowar/Great Millet)	IRR	311			Taluk Level	18	1559.61	
83	YADGIRI	Vadagera	VADAGERA	Hobli	Sorghum (Jowar/Great Millet)	IRR	397	10	1647.15				
84	YADGIRI	Vadagera	HAIYYALA B	Hobli	SUNFLOWER	IRR	0			State Level	651	984.78	

**Government of Karnataka**  
**Directorate of Economics and Statistics**  
**Hobli Level Average Yield data for Rabi season 2018-19**

S.N	District	Taluk	Insurance Unit (hobli/ GP)	GP/ HOBLI	Crop	IRR_RF	Area_Sown_Ha	No_CCE_Conducted	Average Yield(Kg/Ha)	Name_Of_Higher_Level	No_cce_Conducted_Higher	Higher average Yield(Kg/Ha)	Neighbouring Yield
85	YADGIRI	Vadagera	VADAGERA	Hobli	SUNFLOWER	IRR	0			State Level	651	984.78	
86	YADGIRI	Vadagera	HAIYYALA B	Hobli	SUNFLOWER	RF	0			State Level	682	303.81	
87	YADGIRI	Vadagera	VADAGERA	Hobli	SUNFLOWER	RF	0			State Level	682	303.81	
88	YADGIRI	Vadagera	HAIYYALA B	Hobli	Wheat	IRR	0			District Level	4	1573.20	
89	YADGIRI	Vadagera	HAIYYALA B	Hobli	Wheat	RF	0			District Level	2	475.28	
90	YADGIRI	Vadagera	VADAGERA	Hobli	Wheat	RF	0			District Level	2	475.28	
91	YADGIRI	Yadgir	BALICHAKRA	Hobli	Bengal Gram	RF	258	10	492.64				
92	YADGIRI	Yadgir	HATTIKUNI	Hobli	Bengal Gram	RF	7	10	486.38				
93	YADGIRI	Yadgir	SAIDAPORA	Hobli	Bengal Gram	RF	375	10	499.76				
94	YADGIRI	Yadgir	YADAGIRI	Hobli	Bengal Gram	RF	135	10	692.88				
95	YADGIRI	Yadgir	BALICHAKRA	Hobli	PADDY	IRR	0			District Level	42	4221.49	
96	YADGIRI	Yadgir	HATTIKUNI	Hobli	PADDY	IRR	0			District Level	42	4221.49	

**Government of Karnataka**  
**Directorate of Economics and Statistics**  
**Hobli Level Average Yield data for Rabi season 2018-19**

S.N	District	Taluk	Insurance Unit (hobli/ GP)	GP/ HOBLI	Crop	IRR_RF	Area_Sown_Ha	No_CCE_Conducted	Average Yield(Kg/Ha)	Name_Of_Higher_Level	No_cce Conducted_Higher	Higher average Yield(Kg/Ha)	Neighbouring Yield
97	YADGIRI	Yadgir	SAIDAPORA	Hobli	PADDY	IRR	0			District Level	42	4221.49	
98	YADGIRI	Yadgir	YADAGIRI	Hobli	PADDY	IRR	0			District Level	42	4221.49	
99	YADGIRI	Yadgir	BALICHAKRA	Hobli	Safflower	RF	9			District Level	8	584.42	
100	YADGIRI	Yadgir	HATTIKUNI	Hobli	Safflower	RF	5			District Level	8	584.42	
101	YADGIRI	Yadgir	SAIDAPORA	Hobli	Safflower	RF	3			District Level	8	584.42	
102	YADGIRI	Yadgir	YADAGIRI	Hobli	Safflower	RF	0			District Level	8	584.42	
103	YADGIRI	Yadgir	SAIDAPORA	Hobli	SUNFLOWER	RF	0			State Level	682	303.81	
104	YADGIRI	Yadgir	YADAGIRI	Hobli	SUNFLOWER	RF	0			State Level	682	303.81	

  
**Joint Director**  
**Crop insurance scheme Division**  
**Directorate of Economics and Statistics**

B

Year	Month	Day	Event	Location	Notes
1912	Jan	1	...	...	...
1912	Jan	2	...	...	...
1912	Jan	3	...	...	...
1912	Jan	4	...	...	...
1912	Jan	5	...	...	...
1912	Jan	6	...	...	...
1912	Jan	7	...	...	...
1912	Jan	8	...	...	...
1912	Jan	9	...	...	...
1912	Jan	10	...	...	...
1912	Jan	11	...	...	...
1912	Jan	12	...	...	...
1912	Jan	13	...	...	...
1912	Jan	14	...	...	...
1912	Jan	15	...	...	...
1912	Jan	16	...	...	...
1912	Jan	17	...	...	...
1912	Jan	18	...	...	...
1912	Jan	19	...	...	...
1912	Jan	20	...	...	...
1912	Jan	21	...	...	...
1912	Jan	22	...	...	...
1912	Jan	23	...	...	...
1912	Jan	24	...	...	...
1912	Jan	25	...	...	...
1912	Jan	26	...	...	...
1912	Jan	27	...	...	...
1912	Jan	28	...	...	...
1912	Jan	29	...	...	...
1912	Jan	30	...	...	...
1912	Jan	31	...	...	...

  
 Director of the Bureau of Fisheries  
 Washington, D.C.

