

Government of Karnataka
Directorate of Economics and Statistics

GP Level Average Yield data for Rabi season 2018-19

S.N	District	Taluk	Insurance Unit (Hobli/ GP)	GP / HOBLI	Crop	IRR RF	Area Sown Ha	No_CCE_Co nducted	Average Yield(Kg/Ha)	Name_Of_Higher_Level	No_cce Conducted_Higher	Higher average Yield(Kg/Ha)	Neighbouring Yield
1	Bagalkot	Badami	ADAGALL	GP	Sorghum (Jowar/Great Millet)	RF	198	4	979.62				
2	Bagalkot	Badami	ALUR-SK	GP	Sorghum (Jowar/Great Millet)	RF	268	4	919.66				
3	Bagalkot	Badami	ANAVAL	GP	Sorghum (Jowar/Great Millet)	RF	878	4	1568.71				
4	Bagalkot	Badami	Badami (ULB)	GP	Sorghum (Jowar/Great Millet)	RF	412	4	739.25				
5	Bagalkot	Badami	BELOOR	GP	Sorghum (Jowar/Great Millet)	RF	490	4	572.04				
6	Bagalkot	Badami	CHOLACHAGUDD	GP	Sorghum (Jowar/Great Millet)	RF	221			Hobli Level	44	510.37	
7	Bagalkot	Badami	FHAKEERABOODI HAL	GP	Sorghum (Jowar/Great Millet)	RF	1316	4	565.44				
8	Bagalkot	Badami	Guledgudda (ULB)	GP	Sorghum (Jowar/Great Millet)	RF	109	4	484.03				
9	Bagalkot	Badami	HALADUR	GP	Sorghum (Jowar/Great Millet)	RF	401	4	57.42				
10	Bagalkot	Badami	HALAKURKI	GP	Sorghum (Jowar/Great Millet)	RF	951	4	276.08				
11	Bagalkot	Badami	HALIGERI	GP	Sorghum (Jowar/Great Millet)	RF	0			Hobli Level	44	401.75	
12	Bagalkot	Badami	HANAPUR-SP	GP	Sorghum (Jowar/Great Millet)	RF	399	4	98.13				

Government of Karnataka

Directorate of Economics and Statistics

GP Level Average Yield data for Rabi season 2018-19

S.N	District	Taluk	Insurance Unit (Hobli/ GP)	GP / HOBLI	Crop	IRR RF	Area Sown Ha	No_CCE_Co nducted	Average Yield(Kg/Ha)	Name_Of_Higher_Level	No_cce Conducted_Higher	Higher average Yield(Kg/Ha)	Neighbouring Yield
13	Bagalkot	Badami	HANGARAGI	GP	Sorghum (Jowar/Great Millet)	RF	679	4	70.41				
14	Bagalkot	Badami	HANSURA	GP	Sorghum (Jowar/Great Millet)	RF	598	4	101.21				
15	Bagalkot	Badami	HEBBALLI	GP	Sorghum (Jowar/Great Millet)	RF	356	4	319.90				
16	Bagalkot	Badami	HOOLAGERI	GP	Sorghum (Jowar/Great Millet)	RF	1602	4	726.05				
17	Bagalkot	Badami	HOSUR	GP	Sorghum (Jowar/Great Millet)	RF	234	4	139.49				
18	Bagalkot	Badami	HULLIKERI-INAM	GP	Sorghum (Jowar/Great Millet)	RF	2312	4	148.79				
19	Bagalkot	Badami	JALIHAL	GP	Sorghum (Jowar/Great Millet)	RF	189	4	908.66				
20	Bagalkot	Badami	JUMMANAKATTI	GP	Sorghum (Jowar/Great Millet)	RF	426	4	1540.11				
21	Bagalkot	Badami	KAINAKATTI	GP	Sorghum (Jowar/Great Millet)	RF	532	4	79.21				
22	Bagalkot	Badami	KAKANUR	GP	Sorghum (Jowar/Great Millet)	RF	202	4	294.82				
23	Bagalkot	Badami	KATAGERI	GP	Sorghum (Jowar/Great Millet)	RF	1411	4	0.00				
24	Bagalkot	Badami	KATARAKI	GP	Sorghum (Jowar/Great Millet)	RF	478	4	679.85				

47

Government of Karnataka
Directorate of Economics and Statistics

GP Level Average Yield data for Rabi season 2018-19

S.N	District	Taluk	Insurance Unit (Hobli/ GP)	GP / HOBLI	Crop	IRR_Rf	Area_Sown_Ha	No_CCE_Co nducted	Average Yield(Kg/Ha)	Name_Of_Higher_Level	No_cce Conducted_Higher	Higher average Yield(Kg/Ha)	Neighbouring Yield
25	Bagalkot	Badami	KELAVADI	GP	Sorghum (Jowar/Great Millet)	RF	501	4	69.09				
26	Bagalkot	Badami	KENDURU	GP	Sorghum (Jowar/Great Millet)	RF	220	4	182.66				
27	Bagalkot	Badami	Kerur (ULB)	GP	Sorghum (Jowar/Great Millet)	RF	548	4	853.66				
28	Bagalkot	Badami	KITTALI	GP	Sorghum (Jowar/Great Millet)	RF	232	4	292.62				
29	Bagalkot	Badami	KOTIKALL	GP	Sorghum (Jowar/Great Millet)	RF	521	4	265.34				
30	Bagalkot	Badami	KULAGERI CROSS	GP	Sorghum (Jowar/Great Millet)	RF	215	4	272.82				
31	Bagalkot	Badami	LAYADAGUNDI	GP	Sorghum (Jowar/Great Millet)	RF	436	4	970.27				
32	Bagalkot	Badami	MAMATAGERI	GP	Sorghum (Jowar/Great Millet)	RF	365	4	369.63				
33	Bagalkot	Badami	MANGALAGUDDA	GP	Sorghum (Jowar/Great Millet)	RF	489	4	338.83				
34	Bagalkot	Badami	MANGALUR	GP	Sorghum (Jowar/Great Millet)	RF	0			Hobli Level	44	510.37	
35	Bagalkot	Badami	MUSTIGERI	GP	Sorghum (Jowar/Great Millet)	RF	199	4	312.87				

Government of Karnataka

Directorate of Economics and Statistics

GP Level Average Yield data for Rabi season 2018-19

S.N	District	Taluk	Insurance Unit (Hobli/ GP)	GP / HOBLI	Crop	IRR RF	Area Sown Ha	No_CCE_Conducted	Average Yield(Kg/Ha)	Name_Of_Higher_Level	No_cce_Conducted_Higher	Higher average Yield(Kg/Ha)	Neighbouring Yield
36	Bagalkot	Badami	MUTTALAGERI	GP	Sorghum (Jowar/Great Millet)	RF	245	4	910.87				
37	Bagalkot	Badami	NANDIKESHWAR	GP	Sorghum (Jowar/Great Millet)	RF	412	4	419.22				
38	Bagalkot	Badami	NARASAPUR	GP	Sorghum (Jowar/Great Millet)	RF	165	4	264.02				
39	Bagalkot	Badami	NEELAGUND	GP	Sorghum (Jowar/Great Millet)	RF	256	4	272.82				
40	Bagalkot	Badami	NEERABOODIHAL	GP	Sorghum (Jowar/Great Millet)	RF	1321	1	853.66				
41	Bagalkot	Badami	NEERALAKERI	GP	Sorghum (Jowar/Great Millet)	RF	625	4	189.22				
42	Bagalkot	Badami	PARVATI	GP	Sorghum (Jowar/Great Millet)	RF	0			Hobli Level	44	360.76	
43	Bagalkot	Badami	PATTADAKALL	GP	Sorghum (Jowar/Great Millet)	RF	331	4	268.42				
44	Bagalkot	Badami	SULIKERI	GP	Sorghum (Jowar/Great Millet)	RF	851	4	393.83				
45	Bagalkot	Badami	ADAGALL	GP	SUNFLOWER	RF	0			Hobli Level	20	183.88	
46	Bagalkot	Badami	ALUR-SK	GP	SUNFLOWER	RF	127	4	285.35				
47	Bagalkot	Badami	ANAVAL	GP	SUNFLOWER	RF	180			Hobli Level	20	119.82	

97

Government of Karnataka
Directorate of Economics and Statistics

GP Level Average Yield data for Rabi season 2018-19

S.N	District	Taluk	Insurance Unit (Hobli/ GP)	GP / HOBLI	Crop	IRR_RF	Area_Sown_Ha	No_CCE_Co nducted	Average Yield(Kg/Ha)	Name_Of_Higher_Level	No_cce Conducted_Higher	Higher average Yield(Kg/Ha)	Neighbouring Yield
48	Bagalkot	Badami	Badami (ULB)	GP	SUNFLOWER	RF	4	4	192.76				
49	Bagalkot	Badami	BELOOR	GP	SUNFLOWER	RF	74	4	99.33				
50	Bagalkot	Badami	CHOLACHAGUDD	GP	SUNFLOWER	RF	33			Hobli Level	20	183.88	
51	Bagalkot	Badami	FHAKEERABOODI HAL	GP	SUNFLOWER	RF	151	4	75.00				
52	Bagalkot	Badami	HALADUR	GP	SUNFLOWER	RF	92			Hobli Level	14	140.11	
53	Bagalkot	Badami	HALAKURKI	GP	SUNFLOWER	RF	135			Hobli Level	40	162.53	
54	Bagalkot	Badami	HALIGERI	GP	SUNFLOWER	RF	0			Hobli Level	38	207.97	
55	Bagalkot	Badami	HANAPUR-SP	GP	SUNFLOWER	RF	10			Hobli Level	14	140.11	
56	Bagalkot	Badami	HANGARAGI	GP	SUNFLOWER	RF	64	4	63.97				
57	Bagalkot	Badami	HANSURA	GP	SUNFLOWER	RF	0			Hobli Level	20	183.88	
58	Bagalkot	Badami	HEBALLI	GP	SUNFLOWER	RF	50	4	184.59				
59	Bagalkot	Badami	HOOLAGERI	GP	SUNFLOWER	RF	232			Hobli Level	20	119.82	

Government of Karnataka
Directorate of Economics and Statistics
GP Level Average Yield data for Rabi season 2018-19

S.N	District	Taluk	Insurance Unit (Hobli/ GP)	GP / HOBLI	Crop	IRR_Rf	Area_Sown_Ha	No_CCE_Conducted	Average Yield(Kg/Ha)	Name_Of_Higher_Level	No_cce_Conducted_Higher	Higher average Yield(Kg/Ha)	Neighbouring Yield
60	Bagalkot	Badami	HOSUR	GP	SUNFLOWER	RF	192	4	306.63				
61	Bagalkot	Badami	HULLIKERI-INAM	GP	SUNFLOWER	RF	240	4	112.52				
62	Bagalkot	Badami	JALIHAL	GP	SUNFLOWER	RF	86			Hobli Level	20	183.88	
63	Bagalkot	Badami	JUMMANAKATTI	GP	SUNFLOWER	RF	114			Hobli Level	14	140.11	
64	Bagalkot	Badami	KAINAKATTI	GP	SUNFLOWER	RF	301	4	39.56				
65	Bagalkot	Badami	KAKANUR	GP	SUNFLOWER	RF	21	4	294.61				
66	Bagalkot	Badami	KATAGERI	GP	SUNFLOWER	RF	247			Hobli Level	14	140.11	
67	Bagalkot	Badami	KATARAKI	GP	SUNFLOWER	RF	44	4	164.13				
68	Bagalkot	Badami	KELAVADI	GP	SUNFLOWER	RF	67			Hobli Level	14	140.11	
69	Bagalkot	Badami	KENDURU	GP	SUNFLOWER	RF	0			Hobli Level	20	183.88	
70	Bagalkot	Badami	Kerur (ULB)	GP	SUNFLOWER	RF	142	4	339.05				
71	Bagalkot	Badami	KITTALI	GP	SUNFLOWER	RF	117			Hobli Level	38	207.97	

(Handwritten signature)

Government of Karnataka
Directorate of Economics and Statistics

GP Level Average Yield data for Rabi season 2018-19

S.N	District	Taluk	Insurance Unit (Hobli/ GP)	GP / HOBLI	Crop	IRR_RF	Area_Sown_Ha	No_CCE_Co nducted	Average Yield(Kg/Ha)	Name_Of_Higher_Level	No_cce Conducted_Higher	Higher average Yield(Kg/Ha)	Neighbouring Yield
72	Bagalkot	Badami	KOTIKALL	GP	SUNFLOWER	RF	24			Hobli Level	14	140.11	
73	Bagalkot	Badami	KULAGERI CROSS	GP	SUNFLOWER	RF	2	4	202.02				
74	Bagalkot	Badami	LAYADAGUNDI	GP	SUNFLOWER	RF	36	4	311.86				
75	Bagalkot	Badami	MAMATAGERI	GP	SUNFLOWER	RF	18	4	159.09				
76	Bagalkot	Badami	MANGALAGUDDA	GP	SUNFLOWER	RF	5	4	58.92				
77	Bagalkot	Badami	MANGALUR	GP	SUNFLOWER	RF	0			Hobli Level	20	183.88	
78	Bagalkot	Badami	MUSTIGERI	GP	SUNFLOWER	RF	6	4	138.89				
79	Bagalkot	Badami	MUTTALAGERI	GP	SUNFLOWER	RF	8	4	365.31				
80	Bagalkot	Badami	NAGARAL-S.P	GP	SUNFLOWER	RF	0			Hobli Level	14	140.11	
81	Bagalkot	Badami	NANDIKESHWAR	GP	SUNFLOWER	RF	0			Hobli Level	20	183.88	
82	Bagalkot	Badami	NARASAPUR	GP	SUNFLOWER	RF	6	4	191.91				
83	Bagalkot	Badami	NEELAGUND	GP	SUNFLOWER	RF	8	4	79.38				

Government of Karnataka
Directorate of Economics and Statistics
GP Level Average Yield data for Rabi season 2018-19

S.N	District	Taluk	Insurance Unit (Hobli/ GP)	GP / HOBLI	Crop	IRR_RF	Area_Sown_Ha	No_CCE_Co nducted	Average Yield(Kg/Ha)	Name_Of_Higher_Level	No_cce Conducted_Higher	Higher average Yield(Kg/Ha)	Neighbouring Yield
84	Bagalkot	Badami	NEERABOODIHAL	GP	SUNFLOWER	RF	200			Hobli Level	20	119.82	
85	Bagalkot	Badami	NEERALAKERI	GP	SUNFLOWER	RF	0			Hobli Level	38	207.97	
86	Bagalkot	Badami	PARVATI	GP	SUNFLOWER	RF	0			Hobli Level	14	140.11	
87	Bagalkot	Badami	PATTADAKALL	GP	SUNFLOWER	RF	2	4	156.56				
88	Bagalkot	Badami	SULIKERI	GP	SUNFLOWER	RF	37			Hobli Level	20	119.82	
89	Bagalkot	Bagalkot	Bagalkote (ULB)	GP	Bengal Gram	RF	239	4	401.90				
90	Bagalkot	Bagalkot	BENAKATTI	GP	Bengal Gram	RF	430	4	64.73				
91	Bagalkot	Bagalkot	BENNUR	GP	Bengal Gram	RF	256			Hobli Level	24	95.09	
92	Bagalkot	Bagalkot	BEVINAMATTI-S.H	GP	Bengal Gram	RF	35	4	121.38				
93	Bagalkot	Bagalkot	BEVOOR	GP	Bengal Gram	RF	1901	4	70.13				
94	Bagalkot	Bagalkot	BHAGAVATHI	GP	Bengal Gram	RF	770	4	231.97				
95	Bagalkot	Bagalkot	BILKERUR	GP	Bengal Gram	RF	692	4	61.50				

9

**Government of Karnataka
Directorate of Economics and Statistics**

GP Level Average Yield data for Rabi season 2018-19

S.N	District	Taluk	Insurance Unit (Hobli/ GP)	GP / HOBLI	Crop	IRR_Rf	Area_Sown_Ha	No_CCE_Co nducted	Average Yield(Kg/Ha)	Name_Of_Higher_Level	No_cce Conducted_Higher	Higher average Yield(Kg/Ha)	Neighbouring Yield
96	Bagalkot	Bagalkot	CHIKKAMYAGERI	GP	Bengal Gram	RF	693	4	75.52				
97	Bagalkot	Bagalkot	CHIKKASHELLIKE RI	GP	Bengal Gram	RF	928	4	610.75				
98	Bagalkot	Bagalkot	DEVANAL	GP	Bengal Gram	RF	12			Hobli Level	32	196.24	
99	Bagalkot	Bagalkot	GADDANAKERI	GP	Bengal Gram	RF	122	4	17.42				
100	Bagalkot	Bagalkot	HALLUR	GP	Bengal Gram	RF	909	4	93.33				
101	Bagalkot	Bagalkot	HIREGULABAL	GP	Bengal Gram	RF	290			Hobli Level	24	95.09	
102	Bagalkot	Bagalkot	HOSUR	GP	Bengal Gram	RF	100	4	108.43				
103	Bagalkot	Bagalkot	KADAMPUR	GP	Bengal Gram	RF	20	4	142.96				
104	Bagalkot	Bagalkot	KADLIMATTI	GP	Bengal Gram	RF	402	4	62.04				
105	Bagalkot	Bagalkot	KALADAGI	GP	Bengal Gram	RF	424	4	138.10				
106	Bagalkot	Bagalkot	KHAJJIDONI	GP	Bengal Gram	RF	350	4	137.56				
107	Bagalkot	Bagalkot	MUGALOLLI	GP	Bengal Gram	RF	352	4	145.11				

Government of Karnataka
Directorate of Economics and Statistics
GP Level Average Yield data for Rabi season 2018-19

S.N	District	Taluk	Insurance Unit (Hobli/ GP)	GP / HOBLI	Crop	IRR RF	Area Sown Ha	No_CCE_Co nducted	Average Yield(Kg/Ha)	Name_Of_Higher_Level	No_cce Conducted_Higher	Higher average Yield(Kg/Ha)	Neighbouring Yield
108	Bagalkot	Bagalkot	MURANAL	GP	Bengal Gram	RF	10			Hobli Level	32	196.24	
109	Bagalkot	Bagalkot	NAYANEGALI	GP	Bengal Gram	RF	692	4	85.24				
110	Bagalkot	Bagalkot	NEERALAKERI	GP	Bengal Gram	RF	236	4	66.09				
111	Bagalkot	Bagalkot	RAMPUR	GP	Bengal Gram	RF	218			Hobli Level	24	95.09	
112	Bagalkot	Bagalkot	SEEMIKERI	GP	Bengal Gram	RF	522	4	229.95				
113	Bagalkot	Bagalkot	SHEEGIKERI	GP	Bengal Gram	RF	40	4	157.79				
114	Bagalkot	Bagalkot	SHIRUR	GP	Bengal Gram	RF	2060	4	190.43				
115	Bagalkot	Bagalkot	SUTAGUNDAR	GP	Bengal Gram	RF	935	4	113.29				
116	Bagalkot	Bagalkot	TIMMAPUR	GP	Bengal Gram	RF	748	4	138.72				
117	Bagalkot	Bagalkot	TULASIGERI	GP	Bengal Gram	RF	361	4	224.42				
118	Bagalkot	Bagalkot	YADAHALLI	GP	Bengal Gram	RF	202	4	68.79				
119	Bagalkot	Bagalkot	Bagalkote (ULB)	GP	Sorghum (Jowar/Great Millet)	RF	182	4	750.25				

Government of Karnataka
Directorate of Economics and Statistics

GP Level Average Yield data for Rabi season 2018-19

S.N	District	Taluk	Insurance Unit (Hobli/ GP)	GP / HOBLI	Crop	IRR_Rf	Area_Sown_Ha	No_CCE_Co nducted	Average Yield(Kg/Ha)	Name_Of_Higher_Level	No_cce Conducted_Higher	Higher average Yield(Kg/Ha)	Neighbouring Yield
120	Bagalkot	Bagalkot	BENAKATTI	GP	Sorghum (Jowar/Great Millet)	RF	669	4	122.77				
121	Bagalkot	Bagalkot	BENNUR	GP	Sorghum (Jowar/Great Millet)	RF	217			Hobli Level	24	386.27	
122	Bagalkot	Bagalkot	BEVINAMATTI-S.H	GP	Sorghum (Jowar/Great Millet)	RF	15	4	242.90				
123	Bagalkot	Bagalkot	BEVOOR	GP	Sorghum (Jowar/Great Millet)	RF	1586	4	113.53				
124	Bagalkot	Bagalkot	BHAGAVATHI	GP	Sorghum (Jowar/Great Millet)	RF	950	4	410.99				
125	Bagalkot	Bagalkot	BILKERUR	GP	Sorghum (Jowar/Great Millet)	RF	718	4	475.23				
126	Bagalkot	Bagalkot	CHIKKAMYAGERI	GP	Sorghum (Jowar/Great Millet)	RF	773	4	387.23				
127	Bagalkot	Bagalkot	CHIKKASHELLIKE RI	GP	Sorghum (Jowar/Great Millet)	RF	946	4	986.77				
128	Bagalkot	Bagalkot	DEVANAL	GP	Sorghum (Jowar/Great Millet)	RF	315	4	209.02				
129	Bagalkot	Bagalkot	GADDANAKERI	GP	Sorghum (Jowar/Great Millet)	RF	446	4	508.68				
130	Bagalkot	Bagalkot	HALLUR	GP	Sorghum (Jowar/Great Millet)	RF	1292	4	378.43				

(Handwritten mark)

Government of Karnataka
Directorate of Economics and Statistics
GP Level Average Yield data for Rabi season 2018-19

S.N	District	Taluk	Insurance Unit (Hobli/ GP)	GP / HOBLI	Crop	IRR RF	Area Sown Ha	No_CCE_Co nducted	Average Yield(Kg/Ha)	Name_Of_Higher_Level	No_cce Conducted_Higher	Higher average Yield(Kg/Ha)	Neighbouring Yield
131	Bagalkot	Bagalkot	HIREGULABAL	GP	Sorghum (Jowar/Great Millet)	RF	270			Hobli Level	24	386.27	
132	Bagalkot	Bagalkot	HOSUR	GP	Sorghum (Jowar/Great Millet)	RF	547	4	235.42				
133	Bagalkot	Bagalkot	KADAMPUR	GP	Sorghum (Jowar/Great Millet)	RF	171	4	435.63				
134	Bagalkot	Bagalkot	KADLIMATTI	GP	Sorghum (Jowar/Great Millet)	RF	405	4	481.83				
135	Bagalkot	Bagalkot	KALADAGI	GP	Sorghum (Jowar/Great Millet)	RF	285	4	242.02				
136	Bagalkot	Bagalkot	KHAJJIDONI	GP	Sorghum (Jowar/Great Millet)	RF	332	4	90.65				
137	Bagalkot	Bagalkot	MUGALOLLI	GP	Sorghum (Jowar/Great Millet)	RF	234	4	841.34				
138	Bagalkot	Bagalkot	MURANAL	GP	Sorghum (Jowar/Great Millet)	RF	258	4	71.51				
139	Bagalkot	Bagalkot	NAYANEGALI	GP	Sorghum (Jowar/Great Millet)	RF	481	4	270.62				
140	Bagalkot	Bagalkot	NEERALAKERI	GP	Sorghum (Jowar/Great Millet)	RF	299	4	206.81				
141	Bagalkot	Bagalkot	RAMPUR	GP	Sorghum (Jowar/Great Millet)	RF	238			Hobli Level	24	386.27	
142	Bagalkot	Bagalkot	SEEMIKERI	GP	Sorghum (Jowar/Great Millet)	RF	399	4	130.91				

Government of Karnataka
Directorate of Economics and Statistics
GP Level Average Yield data for Rabi season 2018-19

S.N	District	Taluk	Insurance Unit (Hobli/ GP)	GP / HOBLI	Crop	IRR_RF	Area_Sown_Ha	No_CCE_Co nducted	Average Yield(Kg/Ha)	Name_Of_Higher_Level	No_cce Conducted_Higher	Higher average Yield(Kg/Ha)	Neighbouring Yield
143	Bagalkot	Bagalkot	SHEEGIKERI	GP	Sorghum (Jowar/Great Millet)	RF	17	4	169.85				
144	Bagalkot	Bagalkot	SHIRUR	GP	Sorghum (Jowar/Great Millet)	RF	1553	4	468.58				
145	Bagalkot	Bagalkot	SUTAGUNDAR	GP	Sorghum (Jowar/Great Millet)	RF	711	4	363.03				
146	Bagalkot	Bagalkot	TIMMAPUR	GP	Sorghum (Jowar/Great Millet)	RF	296	4	154.45				
147	Bagalkot	Bagalkot	TULASIGERI	GP	Sorghum (Jowar/Great Millet)	RF	379	4	226.62				
148	Bagalkot	Bagalkot	YADAHALLI	GP	Sorghum (Jowar/Great Millet)	RF	20	4	242.46				
149	Bagalkot	Bilagi	ANAGAWADI	GP	Bengal Gram	RF	75	4	388.68				
150	Bagalkot	Bilagi	ARAKERI	GP	Bengal Gram	RF	58	4	326.37				
151	Bagalkot	Bilagi	BADAGANDI	GP	Bengal Gram	RF	143	4	1033.50				
152	Bagalkot	Bilagi	BADAGI	GP	Bengal Gram	RF	0			Hobli Level	16	826.62	
153	Bagalkot	Bilagi	Bilagi (ULB)	GP	Bengal Gram	RF	74			Hobli Level	16	826.62	
154	Bagalkot	Bilagi	BUDIHAL-SH	GP	Bengal Gram	RF	48			Hobli Level	33	463.77	

Government of Karnataka

Directorate of Economics and Statistics

GP Level Average Yield data for Rabi season 2018-19

S.N	District	Taluk	Insurance Unit (Hobli/ GP)	GP / HOBLI	Crop	IRR_RF	Area_Sown_Ha	No_CCE_Co nducted	Average Yield(Kg/Ha)	Name_Of_Higher_Level	No_cce Conducted_Higher	Higher average Yield(Kg/Ha)	Neighbouring Yield
155	Bagalkot	Bilagi	CHIKKALAGUNDI	GP	Bengal Gram	RF	32	4	1122.08				
156	Bagalkot	Bilagi	GALAGALI	GP	Bengal Gram	RF	0			Hobli Level	16	826.62	
157	Bagalkot	Bilagi	GIRISAGAR	GP	Bengal Gram	RF	39	4	361.98				
158	Bagalkot	Bilagi	HERAKALL	GP	Bengal Gram	RF	23			Hobli Level	33	463.77	
159	Bagalkot	Bilagi	HONNIHAL	GP	Bengal Gram	RF	49			Hobli Level	33	463.77	
160	Bagalkot	Bilagi	JANAMATTI	GP	Bengal Gram	RF	22	4	296.70				
161	Bagalkot	Bilagi	KATARAKI	GP	Bengal Gram	RF	0			Hobli Level	33	463.77	
162	Bagalkot	Bilagi	KOLUR	GP	Bengal Gram	RF	0			Hobli Level	16	826.62	
163	Bagalkot	Bilagi	KORTI	GP	Bengal Gram	RF	0			Hobli Level	16	826.62	
164	Bagalkot	Bilagi	KUNDARAGI	GP	Bengal Gram	RF	32	4	353.35				
165	Bagalkot	Bilagi	NAGARALA	GP	Bengal Gram	RF	126	4	848.25				
166	Bagalkot	Bilagi	SIDDAPUR	GP	Bengal Gram	RF	135	4	156.98				

2

Government of Karnataka
Directorate of Economics and Statistics

GP Level Average Yield data for Rabi season 2018-19

S.N	District	Taluk	Insurance Unit (Hobli/ GP)	GP / HOBLI	Crop	IRR_RF	Area_Sown_Ha	No_CCE_Co nducted	Average Yield(Kg/Ha)	Name_Of_Higher_Level	No_cce Conducted_Higher	Higher average Yield(Kg/Ha)	Neighbouring Yield
167	Bagalkot	Bilagi	SONN	GP	Bengal Gram	RF	0			Hobli Level	16	826.62	
168	Bagalkot	Bilagi	SUNAG	GP	Bengal Gram	RF	5	4	703.13				
169	Bagalkot	Bilagi	TEGGI	GP	Bengal Gram	RF	139	4	1267.73				
170	Bagalkot	Bilagi	ANAGAWADI	GP	Sorghum (Jowar/Great Millet)	RF	210	4	645.53				
171	Bagalkot	Bilagi	ARAKERI	GP	Sorghum (Jowar/Great Millet)	RF	330	4	730.45				
172	Bagalkot	Bilagi	BADAGANDI	GP	Sorghum (Jowar/Great Millet)	RF	775	4	820.92				
173	Bagalkot	Bilagi	BADAGI	GP	Sorghum (Jowar/Great Millet)	RF	0			Hobli Level	18	1090.54	
174	Bagalkot	Bilagi	Bilagi (ULB)	GP	Sorghum (Jowar/Great Millet)	RF	245	4	910.86				
175	Bagalkot	Bilagi	BUDIHAL-SH	GP	Sorghum (Jowar/Great Millet)	RF	145	4	853.66				
176	Bagalkot	Bilagi	CHIKKALAGUNDI	GP	Sorghum (Jowar/Great Millet)	RF	0			Hobli Level	36	768.91	
177	Bagalkot	Bilagi	GIRISAGAR	GP	Sorghum (Jowar/Great Millet)	RF	460	4	326.50				
178	Bagalkot	Bilagi	HERAKALL	GP	Sorghum (Jowar/Great Millet)	RF	340	4	369.67				

Government of Karnataka
Directorate of Economics and Statistics
GP Level Average Yield data for Rabi season 2018-19

S.N	District	Taluk	Insurance Unit (Hobli/ GP)	GP / HOBLI	Crop	IRR_Rf	Area_Sown_Ha	No_CCE_Co nducted	Average Yield(Kg/Ha)	Name_Of_Higher_Level	No_cce Conducted_Higher	Higher average Yield(Kg/Ha)	Neighbouring Yield
179	Bagalkot	Bilagi	HONNIHAL	GP	Sorghum (Jowar/Great Millet)	RF	101	4	1179.28				
180	Bagalkot	Bilagi	JANAMATTI	GP	Sorghum (Jowar/Great Millet)	RF	25	4	415.83				
181	Bagalkot	Bilagi	KANDAGALL	GP	Sorghum (Jowar/Great Millet)	RF	0			Hobli Level	36	768.91	
182	Bagalkot	Bilagi	KATARAKI	GP	Sorghum (Jowar/Great Millet)	RF	0			Hobli Level	36	768.91	
183	Bagalkot	Bilagi	KOLUR	GP	Sorghum (Jowar/Great Millet)	RF	0			Hobli Level	18	1090.54	
184	Bagalkot	Bilagi	KORTI	GP	Sorghum (Jowar/Great Millet)	RF	2			Hobli Level	18	1090.54	
185	Bagalkot	Bilagi	KUNDARAGI	GP	Sorghum (Jowar/Great Millet)	RF	90	4	1557.71				
186	Bagalkot	Bilagi	NAGARALA	GP	Sorghum (Jowar/Great Millet)	RF	429	4	1353.93				
187	Bagalkot	Bilagi	SIDDAPUR	GP	Sorghum (Jowar/Great Millet)	RF	689			Hobli Level	18	1090.54	
188	Bagalkot	Bilagi	SONN	GP	Sorghum (Jowar/Great Millet)	RF	0			Hobli Level	18	1090.54	
189	Bagalkot	Bilagi	SUNAG	GP	Sorghum (Jowar/Great Millet)	RF	24	4	841.60				

Government of Karnataka
Directorate of Economics and Statistics
GP Level Average Yield data for Rabi season 2018-19

S.N	District	Taluk	Insurance Unit (Hobli/ GP)	GP / HOBLI	Crop	IRR_Rf	Area_Sown_Ha	No_CCE_Co nducted	Average Yield(Kg/Ha)	Name_Of_Higher_Level	No_cce Conducted_Higher	Higher average Yield(Kg/Ha)	Neighbouring Yield
190	Bagalkot	Bilagi	TEGGI	GP	Sorghum (Jowar/Great Millet)	RF	185	4	1381.70				
191	Bagalkot	Hungund	AMARAVATI	GP	Bengal Gram	RF	2010	4	380.32				
192	Bagalkot	Hungund	Aminagada(ULB)	GP	Bengal Gram	RF	442			Hobli Level	40	288.27	
193	Bagalkot	Hungund	BALAKUNDI	GP	Bengal Gram	RF	3540	4	70.13				
194	Bagalkot	Hungund	BELAGALL	GP	Bengal Gram	RF	1675	4	333.05				
195	Bagalkot	Hungund	BINJAWADAGI	GP	Bengal Gram	RF	1502	4	515.11				
196	Bagalkot	Hungund	BISALADINNI	GP	Bengal Gram	RF	1498	4	461.31				
197	Bagalkot	Hungund	BUDIHAL-S.K	GP	Bengal Gram	RF	1300	4	592.87				
198	Bagalkot	Hungund	CHIKANAL	GP	Bengal Gram	RF	619	4	574.73				
199	Bagalkot	Hungund	CHIKKA KODAGALI	GP	Bengal Gram	RF	200	4	194.81				
200	Bagalkot	Hungund	CHITTARAGI	GP	Bengal Gram	RF	2440	4	388.41				
201	Bagalkot	Hungund	DHANNUR	GP	Bengal Gram	RF	2550	4	405.41				

②

Government of Karnataka

Directorate of Economics and Statistics

GP Level Average Yield data for Rabi season 2018-19

S.N	District	Taluk	Insurance Unit (Hobli/ GP)	GP / HOBLI	Crop	IRR_Rf	Area_Sown_Ha	No_CCE_Co nducted	Average Yield(Kg/Ha)	Name_Of_Higher_Level	No_cce Conducted_Higher	Higher average Yield(Kg/Ha)	Neighbouring Yield
202	Bagalkot	Hungund	GANJIHAL	GP	Bengal Gram	RF	3799	4	292.08				
203	Bagalkot	Hungund	GORABAL	GP	Bengal Gram	RF	1630	4	157.52				
204	Bagalkot	Hungund	GUDUR-S.C	GP	Bengal Gram	RF	80	4	71.21				
205	Bagalkot	Hungund	HAVARAGI	GP	Bengal Gram	RF	1200	4	68.39				
206	Bagalkot	Hungund	HIRE BADAWADAGI	GP	Bengal Gram	RF	1120	4	312.89				
207	Bagalkot	Hungund	HIRE KODAGALI	GP	Bengal Gram	RF	2100	4	90.90				
208	Bagalkot	Hungund	HIRE OTAGERI	GP	Bengal Gram	RF	4000	4	113.29				
209	Bagalkot	Hungund	HIREMAGI	GP	Bengal Gram	RF	260	4	209.67				
210	Bagalkot	Hungund	HIREMALAGAVI	GP	Bengal Gram	RF	1008	4	506.01				
211	Bagalkot	Hungund	HIRE SINGANAGU TTI	GP	Bengal Gram	RF	3700	4	221.78				
212	Bagalkot	Hungund	Hungund (ULB)	GP	Bengal Gram	RF	1845	4	524.14				
213	Bagalkot	Hungund	HUVINAHALLI	GP	Bengal Gram	RF	150	4	420.78				

21

Government of Karnataka
Directorate of Economics and Statistics

GP Level Average Yield data for Rabi season 2018-19

S.N	District	Taluk	Insurance Unit (Hobli/ GP)	GP / HOBLI	Crop	IRR_RF	Area_Sown_Ha	No_CCE_Co nducted	Average Yield(Kg/Ha)	Name_Of_Higher_Level	No_cce Conducted_Higher	Higher average Yield(Kg/Ha)	Neighbouring Yield
214	Bagalkot	Hungund	IHOLE	GP	Bengal Gram	RF	567	4	156.71				
215	Bagalkot	Hungund	Ilkal (ULB)	GP	Bengal Gram	RF	110	4	454.23				
216	Bagalkot	Hungund	JAMBALADINNI	GP	Bengal Gram	RF	1275	4	269.73				
217	Bagalkot	Hungund	Kamatagi(ULB)	GP	Bengal Gram	RF	0			Hobli Level	40	288.27	
218	Bagalkot	Hungund	KANDAGALL	GP	Bengal Gram	RF	2680	4	312.89				
219	Bagalkot	Hungund	KARADI	GP	Bengal Gram	RF	1204	4	343.10				
220	Bagalkot	Hungund	KELUR	GP	Bengal Gram	RF	731	4	178.56				
221	Bagalkot	Hungund	KUDALASANGAM	GP	Bengal Gram	RF	1994	4	486.59				
222	Bagalkot	Hungund	MAROL	GP	Bengal Gram	RF	2280	4	288.07				
223	Bagalkot	Hungund	MUGANUR	GP	Bengal Gram	RF	2600	4	593.41				
224	Bagalkot	Hungund	MURADI	GP	Bengal Gram	RF	29			Hobli Level	40	288.27	
225	Bagalkot	Hungund	NAGUR	GP	Bengal Gram	RF	645	4	355.24				

(Signature)

Government of Karnataka

Directorate of Economics and Statistics

GP Level Average Yield data for Rabi season 2018-19

S.N	District	Taluk	Insurance Unit (Hobli/ GP)	GP / HOBLI	Crop	IRR_RF	Area_Sown_Ha	No_CCE_Co nducted	Average Yield(Kg/Ha)	Name_Of_Higher_Level	No_cce Conducted_Higher	Higher average Yield(Kg/Ha)	Neighbouring Yield
226	Bagalkot	Hungund	NANDAWADAGI	GP	Bengal Gram	RF	2320	4	14.39				
227	Bagalkot	Hungund	RAKKASAGI	GP	Bengal Gram	RF	899	4	300.30				
228	Bagalkot	Hungund	SULIBHAVI	GP	Bengal Gram	RF	668	4	76.07				
229	Bagalkot	Hungund	VADAGERI	GP	Bengal Gram	RF	420	4	335.65				
230	Bagalkot	Hungund	AMARAVATI	GP	Sorghum (Jowar/Great Millet)	RF	600	4	506.04				
231	Bagalkot	Hungund	Aminagada(ULB)	GP	Sorghum (Jowar/Great Millet)	RF	810			Hobli Level	36	503.99	
232	Bagalkot	Hungund	BALAKUNDI	GP	Sorghum (Jowar/Great Millet)	RF	811	4	41.80				
233	Bagalkot	Hungund	BELAGALL	GP	Sorghum (Jowar/Great Millet)	RF	500	4	341.46				
234	Bagalkot	Hungund	BINJAWADAGI	GP	Sorghum (Jowar/Great Millet)	RF	830	4	642.45				
235	Bagalkot	Hungund	BISALADINNI	GP	Sorghum (Jowar/Great Millet)	RF	290	4	290.42				
236	Bagalkot	Hungund	BUDIHAL-S.K	GP	Sorghum (Jowar/Great Millet)	RF	803	4	528.04				
237	Bagalkot	Hungund	CHIKANAL	GP	Sorghum (Jowar/Great Millet)	RF	400			Hobli Level	36	503.99	

Government of Karnataka
Directorate of Economics and Statistics

GP Level Average Yield data for Rabi season 2018-19

S.N	District	Taluk	Insurance Unit (Hobli/ GP)	GP / HOBLI	Crop	IRR_RF	Area_Sown_Ha	No_CCE_Co nducted	Average Yield(Kg/Ha)	Name_Of_Higher_Level	No_cce Conducted_Higher	Higher average Yield(Kg/Ha)	Neighbouring Yield
238	Bagalkot	Hungund	CHIKKA KODAGALI	GP	Sorghum (Jowar/Great Millet)	RF	156	4	239.82				
239	Bagalkot	Hungund	CHITTARAGI	GP	Sorghum (Jowar/Great Millet)	RF	560	4	726.27				
240	Bagalkot	Hungund	DHANNUR	GP	Sorghum (Jowar/Great Millet)	RF	980	4	621.10				
241	Bagalkot	Hungund	GANJIHAL	GP	Sorghum (Jowar/Great Millet)	RF	700	4	289.54				
242	Bagalkot	Hungund	GORABAL	GP	Sorghum (Jowar/Great Millet)	RF	404	4	224.86				
243	Bagalkot	Hungund	GUDUR-S.C	GP	Sorghum (Jowar/Great Millet)	RF	300	4	114.41				
244	Bagalkot	Hungund	HAVARAGI	GP	Sorghum (Jowar/Great Millet)	RF	1397	4	224.42				
245	Bagalkot	Hungund	HIRE BADAWADAGI	GP	Sorghum (Jowar/Great Millet)	RF	700	4	734.85				
246	Bagalkot	Hungund	HIRE KODAGALI	GP	Sorghum (Jowar/Great Millet)	RF	312	4	545.64				
247	Bagalkot	Hungund	HIRE OTAGERI	GP	Sorghum (Jowar/Great Millet)	RF	470	4	149.61				
248	Bagalkot	Hungund	HIREMAGI	GP	Sorghum (Jowar/Great Millet)	RF	600	4	611.42				
249	Bagalkot	Hungund	HIREMALAGAVI	GP	Sorghum (Jowar/Great Millet)	RF	1800	4	382.83				

Government of Karnataka
Directorate of Economics and Statistics
GP Level Average Yield data for Rabi season 2018-19

S.N	District	Taluk	Insurance Unit (Hobli/ GP)	GP / HOBLI	Crop	IRR_RF	Area_Sown_Ha	No_CCE_Co nducted	Average Yield(Kg/Ha)	Name_Of_Higher_Level	No_cce Conducted_Higher	Higher average Yield(Kg/Ha)	Neighbouring Yield
250	Bagalkot	Hungund	HIRESINGANAGU TTI	GP	Sorghum (Jowar/Great Millet)	RF	666	4	187.67				
251	Bagalkot	Hungund	Hungund (ULB)	GP	Sorghum (Jowar/Great Millet)	RF	1500	4	1672.12				
252	Bagalkot	Hungund	HUVINAHALLI	GP	Sorghum (Jowar/Great Millet)	RF	500	4	842.66				
253	Bagalkot	Hungund	IHOLE	GP	Sorghum (Jowar/Great Millet)	RF	350	4	374.03				
254	Bagalkot	Hungund	Ilkal (ULB)	GP	Sorghum (Jowar/Great Millet)	RF	1002	4	453.23				
255	Bagalkot	Hungund	JAMBALADINNI	GP	Sorghum (Jowar/Great Millet)	RF	496	4	266.00				
256	Bagalkot	Hungund	Kamatagi(ULB)	GP	Sorghum (Jowar/Great Millet)	RF	0			Hobli Level	36	503.99	
257	Bagalkot	Hungund	KANDAGALL	GP	Sorghum (Jowar/Great Millet)	RF	412	4	764.19				
258	Bagalkot	Hungund	KARADI	GP	Sorghum (Jowar/Great Millet)	RF	330	4	281.62				
259	Bagalkot	Hungund	KELUR	GP	Sorghum (Jowar/Great Millet)	RF	800	4	561.04				
260	Bagalkot	Hungund	KUDALASANGAM	GP	Sorghum (Jowar/Great Millet)	RF	400	4	387.23				
261	Bagalkot	Hungund	MAROL	GP	Sorghum (Jowar/Great Millet)	RF	900	4	290.77				

Government of Karnataka
Directorate of Economics and Statistics
GP Level Average Yield data for Rabi season 2018-19

S.N	District	Taluk	Insurance Unit (Hobli/ GP)	GP / HOBLI	Crop	IRR_Rf	Area_Sown_Ha	No_CCE_Co nducted	Average Yield(Kg/Ha)	Name_Of_Higher_Level	No_cce Conducted_Higher	Higher average Yield(Kg/Ha)	Neighbouring Yield
262	Bagalkot	Hungund	MUGANUR	GP	Sorghum (Jowar/Great Millet)	RF	720	4	682.93				
263	Bagalkot	Hungund	MURADI	GP	Sorghum (Jowar/Great Millet)	RF	800			Hobli Level	36	503.99	
264	Bagalkot	Hungund	NAGUR	GP	Sorghum (Jowar/Great Millet)	RF	550	4	212.98				
265	Bagalkot	Hungund	NANDAWADAGI	GP	Sorghum (Jowar/Great Millet)	RF	601	4	251.92				
266	Bagalkot	Hungund	RAKKASAGI	GP	Sorghum (Jowar/Great Millet)	RF	510	4	334.43				
267	Bagalkot	Hungund	SULIBHAVI	GP	Sorghum (Jowar/Great Millet)	RF	610	4	608.12				
268	Bagalkot	Hungund	VADAGERI	GP	Sorghum (Jowar/Great Millet)	RF	650	4	571.25				
269	Bagalkot	Jamakhandi	ADIHUDI	GP	Maize (Makka)	IRR	75	4	1249.66				
270	Bagalkot	Jamakhandi	ALAGUR	GP	Maize (Makka)	IRR	118	4	3690.89				
271	Bagalkot	Jamakhandi	ASANGI	GP	Maize (Makka)	IRR	158	4	2195.36				
272	Bagalkot	Jamakhandi	BIDARI	GP	Maize (Makka)	IRR	289	4	3434.66				
273	Bagalkot	Jamakhandi	CHIKKPADASALAGI	GP	Maize (Makka)	IRR	110	4	2510.98				

Government of Karnataka
Directorate of Economics and Statistics
GP Level Average Yield data for Rabi season 2018-19

S.N	District	Taluk	Insurance Unit (Hobli/ GP)	GP / HOBLI	Crop	IRR RF	Area Sown Ha	No_CCE_Conducted	Average Yield(Kg/Ha)	Name_Of_Higher_Level	No_cce_Conducted_Higher	Higher average Yield(Kg/Ha)	Neighbouring Yield
274	Bagalkot	Jamakhandi	CHIMMAD	GP	Maize (Makka)	IRR	355	4	4289.59				
275	Bagalkot	Jamakhandi	GOLABHAVI	GP	Maize (Makka)	IRR	118	4	3611.08				
276	Bagalkot	Jamakhandi	GOTE	GP	Maize (Makka)	IRR	130			Hobli Level	33	2983.02	
277	Bagalkot	Jamakhandi	HALINGALI	GP	Maize (Makka)	IRR	0			Hobli Level	49	3574.27	
278	Bagalkot	Jamakhandi	HANAGANDI	GP	Maize (Makka)	IRR	247			Hobli Level	49	3574.27	
279	Bagalkot	Jamakhandi	HIPPARAGI	GP	Maize (Makka)	IRR	173	4	730.38				
280	Bagalkot	Jamakhandi	HIREPADASALAGI	GP	Maize (Makka)	IRR	140	4	1399.33				
281	Bagalkot	Jamakhandi	HULYAL	GP	Maize (Makka)	IRR	196	4	5261.10				
282	Bagalkot	Jamakhandi	HUNNUR	GP	Maize (Makka)	IRR	74	4	2939.44				
283	Bagalkot	Jamakhandi	JAGADAL	GP	Maize (Makka)	IRR	348	4	2570.77				
284	Bagalkot	Jamakhandi	JAMBAGI-B.K	GP	Maize (Makka)	IRR	198	4	2094.73				
285	Bagalkot	Jamakhandi	Jamkhandi (ULB)	GP	Maize (Makka)	IRR	189	4	6768.18				

Q1

Government of Karnataka
Directorate of Economics and Statistics
GP Level Average Yield data for Rabi season 2018-19

S.N	District	Taluk	Insurance Unit (Hobli/ GP)	GP / HOBLI	Crop	IRR_Rf	Area_Sown_Ha	No_CCE_Co nducted	Average Yield(Kg/Ha)	Name_Of_Higher_Level	No_cce Conducted_Higher	Higher average Yield(Kg/Ha)	Neighbouring Yield
286	Bagalkot	Jamakhandi	KADAPATTI	GP	Maize (Makka)	IRR	23	4	2045.90				
287	Bagalkot	Jamakhandi	KANKANAVADI	GP	Maize (Makka)	IRR	364	4	2992.25				
288	Bagalkot	Jamakhandi	KANNOLLI	GP	Maize (Makka)	IRR	150			Hobli Level	33	2983.02	
289	Bagalkot	Jamakhandi	KHAJIBILAGI	GP	Maize (Makka)	IRR	0			Hobli Level	33	2983.02	
290	Bagalkot	Jamakhandi	KONNUR	GP	Maize (Makka)	IRR	188	4	2720.23				
291	Bagalkot	Jamakhandi	KULAHALLI	GP	Maize (Makka)	IRR	208	4	3340.50				
292	Bagalkot	Jamakhandi	KUMBAR-HALL	GP	Maize (Makka)	IRR	165	4	5736.74				
293	Bagalkot	Jamakhandi	KUNCHANUR	GP	Maize (Makka)	IRR	288	4	3648.14				
294	Bagalkot	Jamakhandi	LINGANUR	GP	Maize (Makka)	IRR	217	4	4934.77				
295	Bagalkot	Jamakhandi	MADARAKHANDI	GP	Maize (Makka)	IRR	120	4	1992.84				
296	Bagalkot	Jamakhandi	MAIGUR	GP	Maize (Makka)	IRR	10	4	5679.60				
297	Bagalkot	Jamakhandi	MAREGUDDHI	GP	Maize (Makka)	IRR	65	4	6227.63				

(Handwritten mark)

Government of Karnataka

Directorate of Economics and Statistics

GP Level Average Yield data for Rabi season 2018-19

S.N	District	Taluk	Insurance Unit (Hobli/ GP)	GP / HOBLI	Crop	IRR_RF	Area_Sown_Ha	No_CCE_Co nducted	Average Yield(Kg/Ha)	Name_Of_Higher_Level	No_cce Conducted_Higher	Higher average Yield(Kg/Ha)	Neighbouring Yield
298	Bagalkot	Jamakhandi	MUTTUR	GP	Maize (Makka)	IRR	185	4	3235.87				
299	Bagalkot	Jamakhandi	NAVALAGI	GP	Maize (Makka)	IRR	96	4	5206.29				
300	Bagalkot	Jamakhandi	Rabakari Banahatti(ULB)	GP	Maize (Makka)	IRR	512	4	6800.57				
301	Bagalkot	Jamakhandi	SASALATTI	GP	Maize (Makka)	IRR	296			Hobli Level	49	3574.27	
302	Bagalkot	Jamakhandi	SAVALAGI	GP	Maize (Makka)	IRR	265			Hobli Level	33	2983.02	
303	Bagalkot	Jamakhandi	SHURPALI	GP	Maize (Makka)	IRR	210	4	2740.16				
304	Bagalkot	Jamakhandi	SIDDAPURA	GP	Maize (Makka)	IRR	0			Hobli Level	52	4298.52	
305	Bagalkot	Jamakhandi	TAMADADDI	GP	Maize (Makka)	IRR	0			Hobli Level	49	3574.27	
306	Bagalkot	Jamakhandi	Terdal (ULB)	GP	Maize (Makka)	IRR	926	4	3522.35				
307	Bagalkot	Jamakhandi	TODALABAGI	GP	Maize (Makka)	IRR	122	4	6763.20				
308	Bagalkot	Jamakhandi	TUNGAL	GP	Maize (Makka)	IRR	0			Hobli Level	33	2983.02	
309	Bagalkot	Jamakhandi	YALLATTI	GP	Maize (Makka)	IRR	126	4	5183.13				

91

Government of Karnataka
Directorate of Economics and Statistics

GP Level Average Yield data for Rabi season 2018-19

S.N	District	Taluk	Insurance Unit (Hobli/ GP)	GP / HOBLI	Crop	IRR_RF	Area_Sown_Ha	No_CCE_Co nducted	Average Yield(Kg/Ha)	Name_Of_Higher_Level	No_cce Conducted_Higher	Higher average Yield(Kg/Ha)	Neighbouring Yield
310	Bagalkot	Jamakhandi	ADIHUDI	GP	Wheat	IRR	5	4	2590.64				
311	Bagalkot	Jamakhandi	ALAGUR	GP	Wheat	IRR	205	4	2736.27				
312	Bagalkot	Jamakhandi	ASANGI	GP	Wheat	IRR	56	4	2571.63				
313	Bagalkot	Jamakhandi	BIDARI	GP	Wheat	IRR	397	4	3119.13				
314	Bagalkot	Jamakhandi	CHIKKPADASALAGI	GP	Wheat	IRR	40	4	2519.45				
315	Bagalkot	Jamakhandi	CHIMMAD	GP	Wheat	IRR	95			Hobli Level	57	2348.46	
316	Bagalkot	Jamakhandi	GOLABHAVI	GP	Wheat	IRR	85	4	4947.24				
317	Bagalkot	Jamakhandi	HALINGALI	GP	Wheat	IRR	31	4	1892.51				
318	Bagalkot	Jamakhandi	HANAGANDI	GP	Wheat	IRR	53			Hobli Level	57	2348.46	
319	Bagalkot	Jamakhandi	HIPPARAGI	GP	Wheat	IRR	195	4	891.74				
320	Bagalkot	Jamakhandi	HIREPADASALAGI	GP	Wheat	IRR	165	4	2262.05				
321	Bagalkot	Jamakhandi	HULYAL	GP	Wheat	IRR	181			Hobli Level	49	2281.79	

Government of Karnataka

Directorate of Economics and Statistics

GP Level Average Yield data for Rabi season 2018-19

S.N	District	Taluk	Insurance Unit (Hobli/ GP)	GP / HOBLI	Crop	IRR RF	Area Sown Ha	No_CCE_Conducted	Average Yield(Kg/Ha)	Name_Of_Higher_Level	No_cce_Conducted_Higher	Higher average Yield(Kg/Ha)	Neighbouring Yield
322	Bagalkot	Jamakhandi	HUNNUR	GP	Wheat	IRR	45	4	2959.48				
323	Bagalkot	Jamakhandi	JAGADAL	GP	Wheat	IRR	302	4	3038.68				
324	Bagalkot	Jamakhandi	JAMBAGI-B.K	GP	Wheat	IRR	198	4	3428.40				
325	Bagalkot	Jamakhandi	Jamkhandi (ULB)	GP	Wheat	IRR	225	4	1577.09				
326	Bagalkot	Jamakhandi	KANKANAVADI	GP	Wheat	IRR	550	4	1682.23				
327	Bagalkot	Jamakhandi	KANNOLLI	GP	Wheat	IRR	20	4	3504.65				
328	Bagalkot	Jamakhandi	KHAJIBILAGI	GP	Wheat	IRR	5	4	2266.34				
329	Bagalkot	Jamakhandi	KONNUR	GP	Wheat	IRR	148	4	1413.54				
330	Bagalkot	Jamakhandi	KULAHALLI	GP	Wheat	IRR	109	4	2126.15				
331	Bagalkot	Jamakhandi	KUMBAR-HALL	GP	Wheat	IRR	170	4	772.97				
332	Bagalkot	Jamakhandi	KUNCHANUR	GP	Wheat	IRR	214	4	4289.45				
333	Bagalkot	Jamakhandi	LINGANUR	GP	Wheat	IRR	174	4	2258.55				

Government of Karnataka
Directorate of Economics and Statistics

GP Level Average Yield data for Rabi season 2018-19

S.N	District	Taluk	Insurance Unit (Hobli/ GP)	GP / HOBLI	Crop	IRR_RF	Area_Sown_Ha	No_CCE_Co nducted	Average Yield(Kg/Ha)	Name_Of_Higher_Level	No_cce Conducted_Higher	Higher average Yield(Kg/Ha)	Neighbouring Yield
334	Bagalkot	Jamakhandi	MADARAKHANDI	GP	Wheat	IRR	110	4	1043.61				
335	Bagalkot	Jamakhandi	MAIGUR	GP	Wheat	IRR	14	4	1503.11				
336	Bagalkot	Jamakhandi	MAREGUDDHI	GP	Wheat	IRR	145			Hobli Level	49	2281.79	
337	Bagalkot	Jamakhandi	MUTTUR	GP	Wheat	IRR	310	4	3543.59				
338	Bagalkot	Jamakhandi	NAVALAGI	GP	Wheat	IRR	38	4	2375.37				
339	Bagalkot	Jamakhandi	Rabakari Banahatti(ULB)	GP	Wheat	IRR	220	4	1728.96				
340	Bagalkot	Jamakhandi	SASALATTI	GP	Wheat	IRR	79	4	2318.52				
341	Bagalkot	Jamakhandi	SAVALAGI	GP	Wheat	IRR	80	4	2429.89				
342	Bagalkot	Jamakhandi	SHURPALI	GP	Wheat	IRR	165	4	3582.53				
343	Bagalkot	Jamakhandi	SIDDAPURA	GP	Wheat	IRR	45	4	2651.07				
344	Bagalkot	Jamakhandi	TAMADADDI	GP	Wheat	IRR	74	4	1923.66				
345	Bagalkot	Jamakhandi	Terdal (ULB)	GP	Wheat	IRR	713	4	2063.85				

Government of Karnataka

Directorate of Economics and Statistics

GP Level Average Yield data for Rabi season 2018-19

S.N	District	Taluk	Insurance Unit (Hobli/ GP)	GP / HOBLI	Crop	IRR RF	Area Sown Ha	No_CCE_Conducted	Average Yield(Kg/Ha)	Name_Of_Higher_Level	No_cce_Conducted_Higher	Higher average Yield(Kg/Ha)	Neighbouring Yield
346	Bagalkot	Jamakhandi	TODALABAGI	GP	Wheat	IRR	136			Hobli Level	43	2898.69	
347	Bagalkot	Jamakhandi	TUNGAL	GP	Wheat	IRR	180	4	3928.32				
348	Bagalkot	Jamakhandi	YALLATTI	GP	Wheat	IRR	13	4	3319.44				
349	Bagalkot	Mudhol	BARAGI	GP	Maize (Makka)	IRR	318			Hobli Level	42	4258.02	
350	Bagalkot	Mudhol	Belagali (ULB)	GP	Maize (Makka)	IRR	100			Hobli Level	68	3545.73	
351	Bagalkot	Mudhol	BHANTANUR	GP	Maize (Makka)	IRR	395			Hobli Level	42	4258.02	
352	Bagalkot	Mudhol	CHICHAKHANDI-K.D	GP	Maize (Makka)	IRR	374	4	3562.20				
353	Bagalkot	Mudhol	DADANATTI	GP	Maize (Makka)	IRR	70	4	1469.77				
354	Bagalkot	Mudhol	DHAVALESHWAR	GP	Maize (Makka)	IRR	55	4	3411.19				
355	Bagalkot	Mudhol	GULAGAL-JAMBAGI	GP	Maize (Makka)	IRR	5			Hobli Level	110	3901.87	
356	Bagalkot	Mudhol	HALAGALI	GP	Maize (Makka)	IRR	70	4	4912.75				
357	Bagalkot	Mudhol	HEBBAL	GP	Maize (Makka)	IRR	105	4	5600.13				

Government of Karnataka
Directorate of Economics and Statistics

GP Level Average Yield data for Rabi season 2018-19

S.N	District	Taluk	Insurance Unit (Hobli/ GP)	GP / HOBLI	Crop	IRR_RF	Area_Sown_Ha	No_CCE_Co nducted	Average Yield(Kg/Ha)	Name_Of_Higher_Level	No_cce Conducted_Higher	Higher average Yield(Kg/Ha)	Neighbouring Yield
358	Bagalkot	Mudhol	INGALAGI	GP	Maize (Makka)	IRR	251	4	3786.40				
359	Bagalkot	Mudhol	KASABA-JAMBAGI	GP	Maize (Makka)	IRR	126	4	4568.59				
360	Bagalkot	Mudhol	KESARAKOPPA	GP	Maize (Makka)	IRR	95	4	4371.79				
361	Bagalkot	Mudhol	KULALI	GP	Maize (Makka)	IRR	68			Hobli Level	68	3545.73	
362	Bagalkot	Mudhol	LAKSHANATTI	GP	Maize (Makka)	IRR	255	4	5784.22				
363	Bagalkot	Mudhol	LOKAPUR	GP	Maize (Makka)	IRR	100	4	6426.91				
364	Bagalkot	Mudhol	MACHAKANUR	GP	Maize (Makka)	IRR	317			Hobli Level	42	4258.02	
365	Bagalkot	Mudhol	MADABHAVI	GP	Maize (Makka)	IRR	178			Hobli Level	68	3545.73	
366	Bagalkot	Mudhol	Mahalingapura (ULB)	GP	Maize (Makka)	IRR	135	4	3372.88				
367	Bagalkot	Mudhol	MALALI	GP	Maize (Makka)	IRR	75	4	5330.85				
368	Bagalkot	Mudhol	MANTUR	GP	Maize (Makka)	IRR	122	4	4753.32				
369	Bagalkot	Mudhol	MELLIGERI	GP	Maize (Makka)	IRR	100	4	3153.67				

Government of Karnataka
Directorate of Economics and Statistics

GP Level Average Yield data for Rabi season 2018-19

S.N	District	Taluk	Insurance Unit (Hobli/ GP)	GP / HOBLI	Crop	IRR_RF	Area_Sown_Ha	No_CCE_Co nducted	Average Yield(Kg/Ha)	Name_Of_Higher_Level	No_cce Conducted_Higher	Higher average Yield(Kg/Ha)	Neighbouring Yield
370	Bagalkot	Mudhol	METAGUDD	GP	Maize (Makka)	IRR	344	4	3539.79				
371	Bagalkot	Mudhol	Mudhol (ULB)	GP	Maize (Makka)	IRR	149			Hobli Level	68	3545.73	
372	Bagalkot	Mudhol	MUGALAKHOD	GP	Maize (Makka)	IRR	85			Hobli Level	68	3545.73	
373	Bagalkot	Mudhol	NAGARAL	GP	Maize (Makka)	IRR	135	4	3629.46				
374	Bagalkot	Mudhol	NANDAGAV	GP	Maize (Makka)	IRR	48	4	1545.40				
375	Bagalkot	Mudhol	SAIDAPUR	GP	Maize (Makka)	IRR	40	4	3039.08				
376	Bagalkot	Mudhol	SHIROL	GP	Maize (Makka)	IRR	62	4	3061.50				
377	Bagalkot	Mudhol	SORAGAVI	GP	Maize (Makka)	IRR	109	4	5480.31				
378	Bagalkot	Mudhol	UTTUR	GP	Maize (Makka)	IRR	173	4	406.94				
379	Bagalkot	Mudhol	VAJRAMATTI	GP	Maize (Makka)	IRR	235	4	4782.82				
380	Bagalkot	Mudhol	VANTIGODI	GP	Maize (Makka)	IRR	159			Hobli Level	68	3545.73	
381	Bagalkot	Mudhol	BARAGI	GP	Wheat	IRR	190	4	2080.98				

Government of Karnataka
Directorate of Economics and Statistics

GP Level Average Yield data for Rabi season 2018-19

S.N	District	Taluk	Insurance Unit (Hobli/ GP)	GP / HOBLI	Crop	IRR_RF	Area_Sown_Ha	No_CCE_Co nducted	Average Yield(Kg/Ha)	Name_Of_Higher_Level	No_cce Conducted_Higher	Higher average Yield(Kg/Ha)	Neighbouring Yield
382	Bagalkot	Mudhol	Belagali (ULB)	GP	Wheat	IRR	100	4	1125.38				
383	Bagalkot	Mudhol	BHANTANUR	GP	Wheat	IRR	175	4	2258.55				
384	Bagalkot	Mudhol	CHICHAKHANDI-K.D	GP	Wheat	IRR	192	4	1639.40				
385	Bagalkot	Mudhol	DADANATTI	GP	Wheat	IRR	125	4	841.12				
386	Bagalkot	Mudhol	DHAVALESHWAR	GP	Wheat	IRR	68	4	1719.77				
387	Bagalkot	Mudhol	GULAGAL-JAMBAGI	GP	Wheat	IRR	105			Hobli Level	118	2041.26	
388	Bagalkot	Mudhol	HALAGALI	GP	Wheat	IRR	84			Hobli Level	68	2113.87	
389	Bagalkot	Mudhol	HEBBAL	GP	Wheat	IRR	93	4	2601.22				
390	Bagalkot	Mudhol	INGALAGI	GP	Wheat	IRR	143	4	1168.22				
391	Bagalkot	Mudhol	KASABA-JAMBAGI	GP	Wheat	IRR	150	4	2690.79				
392	Bagalkot	Mudhol	KESARAKOPPA	GP	Wheat	IRR	170	4	1347.34				
393	Bagalkot	Mudhol	KULALI	GP	Wheat	IRR	90	4	1285.43				

Government of Karnataka

Directorate of Economics and Statistics

GP Level Average Yield data for Rabi season 2018-19

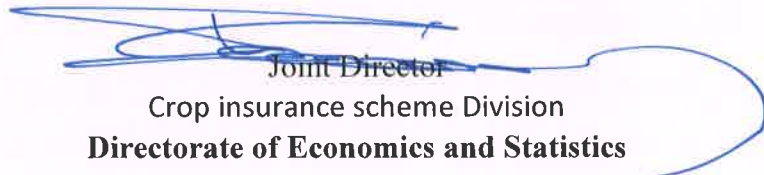
S.N	District	Taluk	Insurance Unit (Hobli/ GP)	GP / HOBLI	Crop	IRR_RF	Area_Sown_Ha	No_CCE_Co nducted	Average Yield(Kg/Ha)	Name_Of_Higher_Level	No_cce Conducted_Higher	Higher average Yield(Kg/Ha)	Neighbouring Yield
394	Bagalkot	Mudhol	LAKSHANATTI	GP	Wheat	IRR	426	4	1012.45				
395	Bagalkot	Mudhol	LOKAPUR	GP	Wheat	IRR	85	4	2873.81				
396	Bagalkot	Mudhol	MACHAKANUR	GP	Wheat	IRR	256	4	3366.02				
397	Bagalkot	Mudhol	MADABHAVI	GP	Wheat	IRR	228			Hobli Level	68	2113.87	
398	Bagalkot	Mudhol	Mahalingapura (ULB)	GP	Wheat	IRR	196	4	1553.73				
399	Bagalkot	Mudhol	MALALI	GP	Wheat	IRR	145	4	1678.34				
400	Bagalkot	Mudhol	MANTUR	GP	Wheat	IRR	1936	4	1841.81				
401	Bagalkot	Mudhol	MELLIGERI	GP	Wheat	IRR	180	4	1806.84				
402	Bagalkot	Mudhol	METAGUDD	GP	Wheat	IRR	182	4	1521.02				
403	Bagalkot	Mudhol	Mudhol (ULB)	GP	Wheat	IRR	162			Hobli Level	68	2113.87	
404	Bagalkot	Mudhol	MUGALAKHOD	GP	Wheat	IRR	90			Hobli Level	68	2113.87	
405	Bagalkot	Mudhol	NAGARAL	GP	Wheat	IRR	145	4	2834.87				

(Handwritten signature)

Government of Karnataka
Directorate of Economics and Statistics

GP Level Average Yield data for Rabi season 2018-19

S.N	District	Taluk	Insurance Unit (Hobli/ GP)	GP / HOBLI	Crop	IRR_RF	Area_Sown_Ha	No_CCE_Co nducted	Average Yield(Kg/Ha)	Name_Of_Higher_Level	No_cce Conducted_Higher	Higher average Yield(Kg/Ha)	Neighbouring Yield
406	Bagalkot	Mudhol	NANDAGAV	GP	Wheat	IRR	68	4	4292.57				
407	Bagalkot	Mudhol	SAIDAPUR	GP	Wheat	IRR	75	4	1269.46				
408	Bagalkot	Mudhol	SHIROL	GP	Wheat	IRR	85			Hobli Level	68	2113.87	
409	Bagalkot	Mudhol	SORAGAVI	GP	Wheat	IRR	180	4	2085.65				
410	Bagalkot	Mudhol	UTTUR	GP	Wheat	IRR	235	4	1327.17				
411	Bagalkot	Mudhol	VAJRAMATTI	GP	Wheat	IRR	140	4	1401.86				
412	Bagalkot	Mudhol	VANTIGODI	GP	Wheat	IRR	303			Hobli Level	68	2113.87	


Joint Director
Crop insurance scheme Division
Directorate of Economics and Statistics



Government of Karnataka
Directorate of Economics and Statistics
GP Level Average Yield data for Rabi season 2018-19

S.N	District	Taluk	Insurance Unit (Hobli/ GP)	GP / HOBLI	Crop	IRR_RF	Area_Sown_Ha	No_CCE_Co nducted	Average Yield(Kg/Ha)	Name_Of_Higher_Level	No_cce Conducted_Higher	Higher average Yield(Kg/Ha)	Neighbouring Yield
1	Ballari	Ballari	AMARAPURA	GP	Bengal Gram	IRR	35	4	962.96				
2	Ballari	Ballari	BADANAHATTI	GP	Bengal Gram	IRR	0			Hobli Level	10	416.15	
3	Ballari	Ballari	BASARAKODU	GP	Bengal Gram	IRR	0			Taluk Level	18	890.78	
4	Ballari	Ballari	BELAGALLU	GP	Bengal Gram	IRR	2			Hobli Level	8	1062.18	
5	Ballari	Ballari	Bellary (ULB)	GP	Bengal Gram	IRR	135	4	1505.62				
6	Ballari	Ballari	BYRADEVANAHALLI	GP	Bengal Gram	IRR	0			Hobli Level	4	1003.66	
7	Ballari	Ballari	DAMMUR	GP	Bengal Gram	IRR	0			Taluk Level	18	890.78	
8	Ballari	Ballari	ETTHINABUDHIAL	GP	Bengal Gram	IRR	25			Hobli Level	6	586.99	
9	Ballari	Ballari	GENAKIHAL	GP	Bengal Gram	IRR	0			Hobli Level	10	416.15	
10	Ballari	Ballari	H. VEERAPURA	GP	Bengal Gram	IRR	170	4	277.72				
11	Ballari	Ballari	HALAKUNDHI	GP	Bengal Gram	IRR	0			Hobli Level	8	1062.18	
12	Ballari	Ballari	KAPPAGAL	GP	Bengal Gram	IRR	0			Taluk Level	18	890.78	

Government of Karnataka
Directorate of Economics and Statistics
GP Level Average Yield data for Rabi season 2018-19

S.N	District	Taluk	Insurance Unit (Hobli/ GP)	GP / HOBLI	Crop	IRR_RF	Area_Sown_Ha	No_CCE_Conducted	Average Yield(Kg/Ha)	Name_Of_Higher_Level	No_cce_Conducted_Higher	Higher average Yield(Kg/Ha)	Neighbouring Yield
13	Ballari	Ballari	KAREKALLU	GP	Bengal Gram	IRR	93			Hobli Level	4	1003.66	
14	Ballari	Ballari	KOLAGALLU	GP	Bengal Gram	IRR	61			Hobli Level	8	1062.18	
15	Ballari	Ballari	KOLUR	GP	Bengal Gram	IRR	2			Taluk Level	18	890.78	
16	Ballari	Ballari	KORLAGUNDHI	GP	Bengal Gram	IRR	0			Taluk Level	18	890.78	
17	Ballari	Ballari	Kudutini (ULB)	GP	Bengal Gram	IRR	0			Hobli Level	10	416.15	
18	Ballari	Ballari	Kurugodu (ULB)	GP	Bengal Gram	IRR	0			Hobli Level	10	416.15	
19	Ballari	Ballari	M. GONAL	GP	Bengal Gram	IRR	0			Hobli Level	4	1003.66	
20	Ballari	Ballari	NELLUDI	GP	Bengal Gram	IRR	5			Hobli Level	10	416.15	
21	Ballari	Ballari	ORVAI	GP	Bengal Gram	IRR	0			Hobli Level	10	416.15	
22	Ballari	Ballari	PARAMADEVANA HALLI	GP	Bengal Gram	IRR	0			Hobli Level	6	586.99	
23	Ballari	Ballari	SANGANAKALLU	GP	Bengal Gram	IRR	0			Hobli Level	4	1003.66	
24	Ballari	Ballari	SANKARABANDA	GP	Bengal Gram	IRR	6			Hobli Level	6	586.99	

Government of Karnataka
Directorate of Economics and Statistics

GP Level Average Yield data for Rabi season 2018-19

S.N	District	Taluk	Insurance Unit (Hobli/ GP)	GP / HOBLI	Crop	IRR RF	Area Sown Ha	No_CCE_Co nducted	Average Yield(Kg/Ha)	Name_Of_Higher_Level	No_cce Conducted_Higher	Higher average Yield(Kg/Ha)	Neighbouring Yield
25	Ballari	Ballari	SIDDAMMANAHALI	GP	Bengal Gram	IRR	121	4	363.64				
26	Ballari	Ballari	SINDIGERI	GP	Bengal Gram	IRR	0			Taluk Level	18	890.78	
27	Ballari	Ballari	SIRIVARA	GP	Bengal Gram	IRR	0			Hobli Level	4	1003.66	
28	Ballari	Ballari	SOMASAMUDRA	GP	Bengal Gram	IRR	0			Taluk Level	18	890.78	
29	Ballari	Ballari	SRIDHARAGADDA	GP	Bengal Gram	IRR	0			Taluk Level	18	890.78	
30	Ballari	Ballari	VANENGOOR	GP	Bengal Gram	IRR	0			Hobli Level	4	1003.66	
31	Ballari	Ballari	YERRAGUDI	GP	Bengal Gram	IRR	5			Hobli Level	4	1003.66	
32	Ballari	Ballari	YERRANGALIGI	GP	Bengal Gram	IRR	0			Taluk Level	18	890.78	
33	Ballari	Ballari	AMARAPURA	GP	Sorghum (Jowar/Great Millet)	IRR	1019	4	2659.65				
34	Ballari	Ballari	BASARAKODU	GP	Sorghum (Jowar/Great Millet)	IRR	196	4	2994.40				
35	Ballari	Ballari	BELAGALLU	GP	Sorghum (Jowar/Great Millet)	IRR	0			Hobli Level	6	2950.07	
36	Ballari	Ballari	Bellary (ULB)	GP	Sorghum (Jowar/Great Millet)	IRR	19	4	2911.86				

Government of Karnataka
Directorate of Economics and Statistics
GP Level Average Yield data for Rabi season 2018-19

S.N	District	Taluk	Insurance Unit (Hobli/ GP)	GP / HOBLI	Crop	IRR_Rf	Area_Sown_Ha	No_CCE_Co nducted	Average Yield(Kg/Ha)	Name_Of_Higher_Level	No_cce Conducted_Higher	Higher average Yield(Kg/Ha)	Neighbouring Yield
37	Ballari	Ballari	BYRADEVANAHA LLI	GP	Sorghum (Jowar/Great Millet)	IRR	597	4	4104.11				
38	Ballari	Ballari	CHALLAGURKI	GP	Sorghum (Jowar/Great Millet)	IRR	110	4	2716.97				
39	Ballari	Ballari	DAMMUR	GP	Sorghum (Jowar/Great Millet)	IRR	0			Hobli Level	15	3183.26	
40	Ballari	Ballari	ELUBENCHI	GP	Sorghum (Jowar/Great Millet)	IRR	0			Hobli Level	10	4323.12	
41	Ballari	Ballari	EMMIGANUR	GP	Sorghum (Jowar/Great Millet)	IRR	598	4	4003.23				
42	Ballari	Ballari	ETTHINABUDHIHAL	GP	Sorghum (Jowar/Great Millet)	IRR	88	4	3028.42				
43	Ballari	Ballari	GENAKIHAL	GP	Sorghum (Jowar/Great Millet)	IRR	2			Hobli Level	10	4323.12	
44	Ballari	Ballari	HALAKUNDHI	GP	Sorghum (Jowar/Great Millet)	IRR	0			Hobli Level	6	2950.07	
45	Ballari	Ballari	KAPPAGAL	GP	Sorghum (Jowar/Great Millet)	IRR	1			Hobli Level	15	3183.26	
46	Ballari	Ballari	KAREKALLU	GP	Sorghum (Jowar/Great Millet)	IRR	196	4	2805.65				
47	Ballari	Ballari	KOLAGALLU	GP	Sorghum (Jowar/Great Millet)	IRR	0			Hobli Level	6	2950.07	
48	Ballari	Ballari	KOLUR	GP	Sorghum (Jowar/Great Millet)	IRR	5			Hobli Level	15	3183.26	

Government of Karnataka
Directorate of Economics and Statistics

GP Level Average Yield data for Rabi season 2018-19

S.N	District	Taluk	Insurance Unit (Hobli/ GP)	GP / HOBLI	Crop	IRR_RF	Area_Sown_Ha	No_CCE_Co nducted	Average Yield(Kg/Ha)	Name_Of_Higher_Level	No_cce Conducted_Higher	Higher average Yield(Kg/Ha)	Neighbouring Yield
49	Ballari	Ballari	KORLAGUNDHI	GP	Sorghum (Jowar/Great Millet)	IRR	17	4	2038.30				
50	Ballari	Ballari	Kudutini (ULB)	GP	Sorghum (Jowar/Great Millet)	IRR	0			Hobli Level	10	4323.12	
51	Ballari	Ballari	Kurugodu (ULB)	GP	Sorghum (Jowar/Great Millet)	IRR	7			Hobli Level	10	4323.12	
52	Ballari	Ballari	M. GONAL	GP	Sorghum (Jowar/Great Millet)	IRR	134	4	2888.93				
53	Ballari	Ballari	MOKA	GP	Sorghum (Jowar/Great Millet)	IRR	61	4	3811.46				
54	Ballari	Ballari	NELLUDI	GP	Sorghum (Jowar/Great Millet)	IRR	29	4	4327.20				
55	Ballari	Ballari	ORVAI	GP	Sorghum (Jowar/Great Millet)	IRR	0			Hobli Level	10	4323.12	
56	Ballari	Ballari	PARAMADEVANA HALLI	GP	Sorghum (Jowar/Great Millet)	IRR	123	4	3121.61				
57	Ballari	Ballari	RUPANAGUDI	GP	Sorghum (Jowar/Great Millet)	IRR	147	4	3622.63				
58	Ballari	Ballari	SANGANAKALLU	GP	Sorghum (Jowar/Great Millet)	IRR	0			Hobli Level	24	3469.08	
59	Ballari	Ballari	SANJEEVARAYAN AKOTE	GP	Sorghum (Jowar/Great Millet)	IRR	0			Hobli Level	6	2950.07	
60	Ballari	Ballari	SANKARABANDA	GP	Sorghum (Jowar/Great Millet)	IRR	146	4	3248.90				

Government of Karnataka
Directorate of Economics and Statistics
GP Level Average Yield data for Rabi season 2018-19

S.N	District	Taluk	Insurance Unit (Hobli/ GP)	GP / HOBLI	Crop	IRR RF	Area Sown Ha	No_CCE_Conducted	Average Yield(Kg/Ha)	Name_Of_Higher_Level	No_cce_Conducted_Higher	Higher average Yield(Kg/Ha)	Neighbouring Yield
61	Ballari	Ballari	SIDIGINAMOLA	GP	Sorghum (Jowar/Great Millet)	IRR	26			Hobli Level	46	3203.02	
62	Ballari	Ballari	SINDIGERI	GP	Sorghum (Jowar/Great Millet)	IRR	25			Hobli Level	15	3183.26	
63	Ballari	Ballari	SIRIVARA	GP	Sorghum (Jowar/Great Millet)	IRR	18	4	3576.77				
64	Ballari	Ballari	SOMASAMUDRA	GP	Sorghum (Jowar/Great Millet)	IRR	0			Hobli Level	15	3183.26	
65	Ballari	Ballari	SRIDHARAGADDA	GP	Sorghum (Jowar/Great Millet)	IRR	21			Hobli Level	15	3183.26	
66	Ballari	Ballari	VANENoor	GP	Sorghum (Jowar/Great Millet)	IRR	60			Hobli Level	24	3469.08	
67	Ballari	Ballari	YERRAGUDI	GP	Sorghum (Jowar/Great Millet)	IRR	565	4	3627.58				
68	Ballari	Ballari	YERRANGALIGI	GP	Sorghum (Jowar/Great Millet)	IRR	0			Hobli Level	15	3183.26	
69	Ballari	hadagli	DASANAHALLI	GP	Bengal Gram	RF	685	4	164.75				
70	Ballari	hadagli	DEVAGONDANAHALLI	GP	Bengal Gram	RF	344	4	1030.91				
71	Ballari	hadagli	HAGARANoor	GP	Bengal Gram	RF	530	4	269.73				
72	Ballari	hadagli	HERE HADAGALI	GP	Bengal Gram	RF	638	4	485.52				

Government of Karnataka
Directorate of Economics and Statistics

GP Level Average Yield data for Rabi season 2018-19

S.N	District	Taluk	Insurance Unit (Hobli/ GP)	GP / HOBLI	Crop	IRR_Rf	Area_Sown_Ha	No_CCE_Co nducted	Average Yield(Kg/Ha)	Name_Of_Higher_Level	No_cce Conducted_Higher	Higher average Yield(Kg/Ha)	Neighbouring Yield
73	Ballari	hadagli	HIREMALLANAKERE	GP	Bengal Gram	RF	302	4	366.83				
74	Ballari	hadagli	HOLAGUNDHI	GP	Bengal Gram	RF	298	4	312.89				
75	Ballari	hadagli	HOLALU	GP	Bengal Gram	RF	255	4	494.68				
76	Ballari	hadagli	HYARADA	GP	Bengal Gram	RF	173	4	623.08				
77	Ballari	hadagli	ITTIGI	GP	Bengal Gram	RF	354	4	836.16				
78	Ballari	hadagli	KALWI WEST	GP	Bengal Gram	RF	87	4	323.68				
79	Ballari	hadagli	KATHTHE BENNUR	GP	Bengal Gram	RF	39	4	253.55				
80	Ballari	hadagli	KOMBALI	GP	Bengal Gram	RF	277	4	199.60				
81	Ballari	hadagli	MAGALA	GP	Bengal Gram	RF	1309	4	469.33				
82	Ballari	hadagli	MAHAJANADHAH ALLI	GP	Bengal Gram	RF	463	4	419.70				
83	Ballari	hadagli	MAKARABBI	GP	Bengal Gram	RF	490	4	436.96				
84	Ballari	hadagli	MANYARA MASALAWADA	GP	Bengal Gram	RF	0			Hobli Level	26	427.34	

Government of Karnataka
Directorate of Economics and Statistics
GP Level Average Yield data for Rabi season 2018-19

S.N	District	Taluk	Insurance Unit (Hobli/ GP)	GP / HOBLI	Crop	IRR RF	Area Sown Ha	No_CCE_Co nducted	Average Yield(Kg/Ha)	Name_Of_Higher_Level	No_cce Conducted_Higher	Higher average Yield(Kg/Ha)	Neighbouring Yield
85	Ballari	hadagli	MYLARA	GP	Bengal Gram	RF	506	4	836.17				
86	Ballari	hadagli	NAGATHIBASAPU RA	GP	Bengal Gram	RF	13	4	311.81				
87	Ballari	hadagli	NANDIHALLI	GP	Bengal Gram	RF	100	4	438.31				
88	Ballari	hadagli	NAVALI	GP	Bengal Gram	RF	0			Hobli Level	26	427.34	
89	Ballari	hadagli	SOGI	GP	Bengal Gram	RF	250	4	957.00				
90	Ballari	hadagli	SOVENAHALLI	GP	Bengal Gram	RF	0			Hobli Level	26	427.34	
91	Ballari	hadagli	UTHANGI	GP	Bengal Gram	RF	343	4	213.09				
92	Ballari	Harapanahalli	ANAJIGERE	GP	SUNFLOWER	IRR	1			Hobli Level	3	597.72	
93	Ballari	Harapanahalli	DUGGAVATHI	GP	SUNFLOWER	IRR	0			Taluk Level	5	558.99	
94	Ballari	Harapanahalli	HARAKANALU	GP	SUNFLOWER	IRR	0			Taluk Level	5	558.99	
95	Ballari	Harapanahalli	HIREMEGALAGER E	GP	SUNFLOWER	IRR	0			Hobli Level	3	597.72	
96	Ballari	Harapanahalli	HUCHHANGIDUR GA	GP	SUNFLOWER	IRR	0			Hobli Level	3	597.72	

Government of Karnataka
Directorate of Economics and Statistics

GP Level Average Yield data for Rabi season 2018-19

S.N	District	Taluk	Insurance Unit (Hobli/ GP)	GP / HOBLI	Crop	IRR_Rf	Area_Sown_Ha	No_CCE_Co nducted	Average Yield(Kg/Ha)	Name_Of_Higher_Level	No_cce Conducted_Higher	Higher average Yield(Kg/Ha)	Neighbouring Yield
97	Ballari	Harapanahalli	K. KALLAHALLI	GP	SUNFLOWER	IRR	0			Taluk Level	5	558.99	
98	Ballari	Harapanahalli	MYDUR	GP	SUNFLOWER	IRR	2			Hobli Level	2	500.89	
99	Ballari	Harapanahalli	PUNABAGATTA	GP	SUNFLOWER	IRR	0			Hobli Level	3	597.72	
100	Ballari	Harapanahalli	THAUDUR	GP	SUNFLOWER	IRR	1			Hobli Level	3	597.72	
101	Ballari	Sirguppa	B.M. SUGURU	GP	Bengal Gram	RF	729	4	94.41				
102	Ballari	Sirguppa	BAGEWADI	GP	Bengal Gram	RF	195	4	1294.70				
103	Ballari	Sirguppa	BAGGURU	GP	Bengal Gram	RF	0			Hobli Level	14	780.68	
104	Ballari	Sirguppa	BALAKUNDHI	GP	Bengal Gram	RF	52	4	334.47				
105	Ballari	Sirguppa	BEERAHALLI	GP	Bengal Gram	RF	1140	4	512.49				
106	Ballari	Sirguppa	H. HOSAHALLI	GP	Bengal Gram	RF	2			Hobli Level	20	583.26	
107	Ballari	Sirguppa	HACHCHOLI	GP	Bengal Gram	RF	1281			Hobli Level	13	571.83	
108	Ballari	Sirguppa	HALEKOTE	GP	Bengal Gram	RF	26	4	0.00				

Government of Karnataka
Directorate of Economics and Statistics

GP Level Average Yield data for Rabi season 2018-19

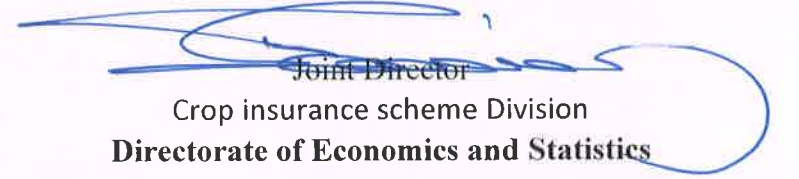
S.N	District	Taluk	Insurance Unit (Hobli/ GP)	GP / HOBLI	Crop	IRR RF	Area Sown Ha	No_CCE_Conducted	Average Yield(Kg/Ha)	Name_Of_Higher_Level	No_cce_Conducted_Higher	Higher average Yield(Kg/Ha)	Neighbouring Yield
109	Ballari	Sirguppa	K. BELAGALLU	GP	Bengal Gram	RF	119	4	542.16				
110	Ballari	Sirguppa	K. SUGURU	GP	Bengal Gram	RF	53	4	323.68				
111	Ballari	Sirguppa	KARURU	GP	Bengal Gram	RF	3			Hobli Level	20	583.26	
112	Ballari	Sirguppa	KONCHEGERI	GP	Bengal Gram	RF	0			Hobli Level	17	539.69	
113	Ballari	Sirguppa	KUDUDHURAHAL	GP	Bengal Gram	RF	256	4	828.07				
114	Ballari	Sirguppa	KURUVALLI	GP	Bengal Gram	RF	0			Hobli Level	14	780.68	
115	Ballari	Sirguppa	M. SUGURU	GP	Bengal Gram	RF	12	4	695.91				
116	Ballari	Sirguppa	MUDDATANURU	GP	Bengal Gram	RF	45			Hobli Level	17	539.69	
117	Ballari	Sirguppa	RARAVI	GP	Bengal Gram	RF	122	4	404.60				
118	Ballari	Sirguppa	RAVIHAL	GP	Bengal Gram	RF	856	4	1197.60				
119	Ballari	Sirguppa	SANAVASAPURA	GP	Bengal Gram	RF	0			Hobli Level	20	583.26	
120	Ballari	Sirguppa	SIRIGERI	GP	Bengal Gram	RF	0			Hobli Level	17	539.69	

Dr

**Government of Karnataka
Directorate of Economics and Statistics**

GP Level Average Yield data for Rabi season 2018-19

S.N	District	Taluk	Insurance Unit (Hobli/ GP)	GP / HOBLI	Crop	IRR_RF	Area_Sown_Ha	No_CCE_Co nducted	Average Yield(Kg/Ha)	Name_Of_Higher_Level	No_cce Conducted_Higher	Higher average Yield(Kg/Ha)	Neighbouring Yield
121	Ballari	Sirguppa	TALURU	GP	Bengal Gram	RF	5			Hobli Level	20	583.26	
122	Ballari	Sirguppa	Tekkalakote(ULB)	GP	Bengal Gram	RF	468	4	1154.45				
123	Ballari	Sirguppa	UPPARA HOSAHALLI	GP	Bengal Gram	RF	22			Hobli Level	37	550.58	
124	Ballari	Sirguppa	UTHTHANURU	GP	Bengal Gram	RF	26	4	906.83				


 Joint Director
 Crop insurance scheme Division
 Directorate of Economics and Statistics

(Handwritten mark)

**Government of Karnataka
Directorate of Economics and Statistics**

GP Level Average Yield data for Rabi season 2018-19

S.N	District	Taluk	Insurance Unit (Hobli/ GP)	GP / HOBLI	Crop	IRR_RF	Area_Sown_Ha	No_CCE_Co nducted	Average Yield(Kg/Ha)	Name_Of_Higher_Level	No_cce Conducted_Higher	Higher average Yield(Kg/Ha)	Neighbouring Yield
1	Belagavi	Athani	ADAHALLI	GP	Maize (Makka)	IRR	30			Hobli Level	47	3440.26	
2	Belagavi	Athani	AIGALI	GP	Maize (Makka)	IRR	32	4	4415.14				
3	Belagavi	Athani	ANANTAPUR	GP	Maize (Makka)	IRR	45	4	2386.42				
4	Belagavi	Athani	ARTAL	GP	Maize (Makka)	IRR	28	4	1589.29				
5	Belagavi	Athani	ATHANI (GRAMEEN)	GP	Maize (Makka)	IRR	35	4	4797.91				
6	Belagavi	Athani	BADACHI	GP	Maize (Makka)	IRR	90	4	2341.59				
7	Belagavi	Athani	BALLIGERI	GP	Maize (Makka)	IRR	45			Hobli Level	29	2974.72	
8	Belagavi	Athani	DARUR	GP	Maize (Makka)	IRR	0			Hobli Level	28	3362.23	
9	Belagavi	Athani	GUNDEWADI	GP	Maize (Makka)	IRR	65	4	5031.92				
10	Belagavi	Athani	HULAGABALI	GP	Maize (Makka)	IRR	65	4	1365.10				
11	Belagavi	Athani	Inapura (ULB))	GP	Maize (Makka)	IRR	10	4	4795.27				
12	Belagavi	Athani	JAMBAGI	GP	Maize (Makka)	IRR	75	4	4269.66				

Government of Karnataka
Directorate of Economics and Statistics

GP Level Average Yield data for Rabi season 2018-19

S.N	District	Taluk	Insurance Unit (Hobli/ GP)	GP / HOBLI	Crop	IRR_RF	Area_Sown_Ha	No_CCE_Co nducted	Average Yield(Kg/Ha)	Name_Of_Higher_Level	No_cce Conducted_Higher	Higher average Yield(Kg/Ha)	Neighbouring Yield
13	Belagavi	Athani	KAKAMARI	GP	Maize (Makka)	IRR	25	4	4699.12				
14	Belagavi	Athani	KATAGERI	GP	Maize (Makka)	IRR	40	4	2503.51				
15	Belagavi	Athani	KEMPWAD	GP	Maize (Makka)	IRR	15	4	2969.33				
16	Belagavi	Athani	KHILEGAON	GP	Maize (Makka)	IRR	0			Hobli Level	29	2974.72	
17	Belagavi	Athani	KOHALLI	GP	Maize (Makka)	IRR	85	4	4192.44				
18	Belagavi	Athani	KOKATANUR	GP	Maize (Makka)	IRR	55	4	4699.61				
19	Belagavi	Athani	MADBHAVI	GP	Maize (Makka)	IRR	72	4	953.62				
20	Belagavi	Athani	MAHISHAWADAGI	GP	Maize (Makka)	IRR	0			Hobli Level	28	3362.23	
21	Belagavi	Athani	MALABAD	GP	Maize (Makka)	IRR	54	4	483.27				
22	Belagavi	Athani	MANGASULI	GP	Maize (Makka)	IRR	12	4	5883.86				
23	Belagavi	Athani	MOLE	GP	Maize (Makka)	IRR	10			Hobli Level	19	4093.77	
24	Belagavi	Athani	MURAGUNDI	GP	Maize (Makka)	IRR	45	4	5071.78				

691

Government of Karnataka
Directorate of Economics and Statistics

GP Level Average Yield data for Rabi season 2018-19

S.N	District	Taluk	Insurance Unit (Hobli/ GP)	GP / HOBLI	Crop	IRR_RF	Area_Sown_Ha	No_CCE_Co nducted	Average Yield(Kg/Ha)	Name_Of_Higher_Level	No_cce Conducted_Higher	Higher average Yield(Kg/Ha)	Neighbouring Yield
25	Belagavi	Athani	NAGANUR -PK	GP	Maize (Makka)	IRR	90	4	5347.04				
26	Belagavi	Athani	NANDAGAON	GP	Maize (Makka)	IRR	65	4	3218.44				
27	Belagavi	Athani	PARTANAHALLI	GP	Maize (Makka)	IRR	68	4	4238.42				
28	Belagavi	Athani	SAMBARAGI	GP	Maize (Makka)	IRR	38			Hobli Level	29	2974.72	
29	Belagavi	Athani	SAPTSAGAR	GP	Maize (Makka)	IRR	45	4	2740.16				
30	Belagavi	Athani	SATTI	GP	Maize (Makka)	IRR	115	4	1826.44				
31	Belagavi	Athani	SAVADI	GP	Maize (Makka)	IRR	0			Hobli Level	28	3362.23	
32	Belagavi	Athani	Shedabala (ULB)	GP	Maize (Makka)	IRR	8	4	3529.32				
33	Belagavi	Athani	SHIRAHATTI	GP	Maize (Makka)	IRR	120	4	2391.41				
34	Belagavi	Athani	TANGADI	GP	Maize (Makka)	IRR	69	4	2387.23				
35	Belagavi	Athani	TELSANG	GP	Maize (Makka)	IRR	30	4	4988.43				
36	Belagavi	Athani	UGAR - BK	GP	Maize (Makka)	IRR	14			Hobli Level	19	4093.77	

Government of Karnataka
Directorate of Economics and Statistics
GP Level Average Yield data for Rabi season 2018-19

S.N	District	Taluk	Insurance Unit (Hobli/ GP)	GP / HOBLI	Crop	IRR_RF	Area_Sown_Ha	No_CCE_Co nducted	Average Yield(Kg/Ha)	Name_Of_Higher_Level	No_cce Conducted_Higher	Higher average Yield(Kg/Ha)	Neighbouring Yield
37	Belagavi	Athani	YALIHADALAGI	GP	Maize (Makka)	IRR	120	4	4136.14				
38	Belagavi	Athani	ADAHALLI	GP	Wheat	IRR	120	4	1989.86				
39	Belagavi	Athani	AIGALI	GP	Wheat	IRR	90	4	1448.59				
40	Belagavi	Athani	ANANTAPUR	GP	Wheat	IRR	42	4	1612.14				
41	Belagavi	Athani	ARTAL	GP	Wheat	IRR	25	4	3559.16				
42	Belagavi	Athani	ATHANI (GRAMEEN)	GP	Wheat	IRR	500	4	708.72				
43	Belagavi	Athani	BALLIGERI	GP	Wheat	IRR	68	4	1341.11				
44	Belagavi	Athani	CHAMKERI	GP	Wheat	IRR	61	4	1841.89				
45	Belagavi	Athani	DARUR	GP	Wheat	IRR	125	4	2320.86				
46	Belagavi	Athani	GUNDEWADI	GP	Wheat	IRR	54	4	1269.46				
47	Belagavi	Athani	HULAGABALI	GP	Wheat	IRR	160	4	1703.65				
48	Belagavi	Athani	Inapura (ULB)	GP	Wheat	IRR	105			Hobli Level	45	2086.55	

Government of Karnataka
Directorate of Economics and Statistics
GP Level Average Yield data for Rabi season 2018-19

S.N	District	Taluk	Insurance Unit (Hobli/ GP)	GP / HOBLI	Crop	IRR_RF	Area_Sown_Ha	No_CCE_Co nducted	Average Yield(Kg/Ha)	Name_Of_Higher_Level	No_cce Conducted_Higher	Higher average Yield(Kg/Ha)	Neighbouring Yield
49	Belagavi	Athani	JAMBAGI	GP	Wheat	IRR	65	4	1199.37				
50	Belagavi	Athani	JUGUL	GP	Wheat	IRR	160	4	2550.60				
51	Belagavi	Athani	KAGAWAD	GP	Wheat	IRR	112			Hobli Level	45	2086.55	
52	Belagavi	Athani	KAKAMARI	GP	Wheat	IRR	120	4	980.76				
53	Belagavi	Athani	KANNALA	GP	Wheat	IRR	220	4	1362.92				
54	Belagavi	Athani	KATAGERI	GP	Wheat	IRR	155	4	915.49				
55	Belagavi	Athani	KEMPWAD	GP	Wheat	IRR	112	4	1160.43				
56	Belagavi	Athani	KHILEGAON	GP	Wheat	IRR	65	4	1269.46				
57	Belagavi	Athani	KOHALLI	GP	Wheat	IRR	180	4	1864.86				
58	Belagavi	Athani	KOKATANUR	GP	Wheat	IRR	57	4	1736.75				
59	Belagavi	Athani	KOTTALAGI	GP	Wheat	IRR	30	4	880.06				
60	Belagavi	Athani	KRISHANA KITTUR	GP	Wheat	IRR	128	4	1845.78				

Government of Karnataka
Directorate of Economics and Statistics
GP Level Average Yield data for Rabi season 2018-19

S.N	District	Taluk	Insurance Unit (Hobli/ GP)	GP / HOBLI	Crop	IRR_RF	Area_Sown_Ha	No_CCE_Co nducted	Average Yield(Kg/Ha)	Name_Of_Higher_Level	No_cce Conducted_Higher	Higher average Yield(Kg/Ha)	Neighbouring Yield
61	Belagavi	Athani	KUSANAL	GP	Wheat	IRR	135	4	1939.24				
62	Belagavi	Athani	MADBHAVI	GP	Wheat	IRR	72	4	1386.28				
63	Belagavi	Athani	MAHISHAWADAGI	GP	Wheat	IRR	90	4	2249.98				
64	Belagavi	Athani	MALABAD	GP	Wheat	IRR	95	4	1317.36				
65	Belagavi	Athani	MANGASULI	GP	Wheat	IRR	124	4	2009.33				
66	Belagavi	Athani	MOLE	GP	Wheat	IRR	98	4	2281.92				
67	Belagavi	Athani	MURAGUNDI	GP	Wheat	IRR	480	4	2133.94				
68	Belagavi	Athani	NADI-INGALAGAON	GP	Wheat	IRR	169	4	1783.47				
69	Belagavi	Athani	NAGANUR -PK	GP	Wheat	IRR	210	4	1191.58				
70	Belagavi	Athani	NANDAGAON	GP	Wheat	IRR	55	4	5128.47				
71	Belagavi	Athani	PARTANAHALLI	GP	Wheat	IRR	71	4	1561.52				
72	Belagavi	Athani	SAMBARAGI	GP	Wheat	IRR	54	4	1503.10				

Government of Karnataka
Directorate of Economics and Statistics

GP Level Average Yield data for Rabi season 2018-19

S.N	District	Taluk	Insurance Unit (Hobli/ GP)	GP / HOBLI	Crop	IRR_RF	Area_Sown_Ha	No_CCE_Co nducted	Average Yield(Kg/Ha)	Name_Of_Higher_Level	No_cce Conducted_Higher	Higher average Yield(Kg/Ha)	Neighbouring Yield
73	Belagavi	Athani	SAPTSAGAR	GP	Wheat	IRR	355	4	1434.72				
74	Belagavi	Athani	SATTI	GP	Wheat	IRR	320	4	2515.56				
75	Belagavi	Athani	SHANKARHATTI	GP	Wheat	IRR	80	4	1169.38				
76	Belagavi	Athani	Shedabala (ULB)	GP	Wheat	IRR	168	4	2055.67				
77	Belagavi	Athani	SHIRAGUPPI	GP	Wheat	IRR	140	4	2523.34				
78	Belagavi	Allhani	SHIRAHATTI	GP	Wheat	IRR	40	4	1764.01				
79	Belagavi	Athani	TANGADI	GP	Wheat	IRR	280	4	1545.24				
80	Belagavi	Athani	TELSANG	GP	Wheat	IRR	40	4	2274.12				
81	Belagavi	Athani	UGAR - BK	GP	Wheat	IRR	110	4	2281.92				
82	Belagavi	Athani	Ugara KH (ULB)	GP	Wheat	IRR	98	4	2555.28				
83	Belagavi	Athani	YALIHADALAGI	GP	Wheat	IRR	300	4	1285.04				
84	Belagavi	Athani	ZUNJARWAD	GP	Wheat	IRR	68	4	1822.42				

Government of Karnataka
Directorate of Economics and Statistics
GP Level Average Yield data for Rabi season 2018-19

S.N	District	Taluk	Insurance Unit (Hobli/ GP)	GP / HOBLI	Crop	IRR_RF	Area_Sown_Ha	No_CCE_Co nducted	Average Yield(Kg/Ha)	Name_Of_Higher_Level	No_cce Conducted_Higher	Higher average Yield(Kg/Ha)	Neighbouring Yield
85	Belagavi	Bailhongal	AMATUR	GP	Bengal Gram	RF	654	4	1327.49				
86	Belagavi	Bailhongal	ANIGOL	GP	Bengal Gram	RF	658	4	877.22				
87	Belagavi	Bailhongal	Bailahongala (ULB)	GP	Bengal Gram	RF	551	4	399.20				
88	Belagavi	Bailhongal	BAILWAD	GP	Bengal Gram	RF	467	4	1171.98				
89	Belagavi	Bailhongal	BELAVADI	GP	Bengal Gram	RF	365	4	1366.06				
90	Belagavi	Bailhongal	BHAVIHAL	GP	Bengal Gram	RF	178	4	911.09				
91	Belagavi	Bailhongal	BUDRAKATTI	GP	Bengal Gram	RF	785	4	1207.79				
92	Belagavi	Bailhongal	CHIKKABAGEVAD	GP	Bengal Gram	RF	420	4	1393.61				
93	Belagavi	Bailhongal	CHIVATGUNDI	GP	Bengal Gram	RF	416	4	1376.97				
94	Belagavi	Bailhongal	DEGOAN	GP	Bengal Gram	RF	1			Hobli Level	33	872.62	
95	Belagavi	Bailhongal	DESHANUR	GP	Bengal Gram	RF	250	4	1224.58				
96	Belagavi	Bailhongal	DEVALAPUAR	GP	Bengal Gram	RF	614	4	1034.57				

Government of Karnataka
Directorate of Economics and Statistics
GP Level Average Yield data for Rabi season 2018-19

S.N	District	Taluk	Insurance Unit (Hobli/ GP)	GP / HOBLI	Crop	IRR_Rf	Area_Sown_Ha	No_CCE_Co nducted	Average Yield(Kg/Ha)	Name_Of_Higher_Level	No_cce Conducted_Higher	Higher average Yield(Kg/Ha)	Neighbouring Yield
97	Belagavi	Bailhongal	DODAVAD	GP	Bengal Gram	RF	547	4	1461.94				
98	Belagavi	Bailhongal	GOVANAKOPPA	GP	Bengal Gram	RF	732	4	1510.49				
99	Belagavi	Bailhongal	HANABARAHATTI	GP	Bengal Gram	RF	160	4	1081.77				
100	Belagavi	Bailhongal	HANNIKERI	GP	Bengal Gram	RF	80	4	1192.95				
101	Belagavi	Bailhongal	HIRENADIHALLI	GP	Bengal Gram	RF	45	4	525.98				
102	Belagavi	Bailhongal	HOLIHOSUR	GP	Bengal Gram	RF	55	4	1346.60				
103	Belagavi	Bailhongal	HOLINAGALAPUR	GP	Bengal Gram	RF	721	4	883.30				
104	Belagavi	Bailhongal	HUNASHIKATTI	GP	Bengal Gram	RF	84			Hobli Level	33	872.62	
105	Belagavi	Bailhongal	KALABHAVI	GP	Bengal Gram	RF	32	4	1035.76				
106	Belagavi	Bailhongal	KENGANUR	GP	Bengal Gram	RF	214	4	1278.90				
107	Belagavi	Bailhongal	KHODANAPUR	GP	Bengal Gram	RF	78	4	571.83				
108	Belagavi	Bailhongal	Kitturu (ULB)	GP	Bengal Gram	RF	210	4	1348.65				

Government of Karnataka
Directorate of Economics and Statistics
GP Level Average Yield data for Rabi season 2018-19

S.N	District	Taluk	Insurance Unit (Hobli/ GP)	GP / HOBLI	Crop	IRR_RF	Area_Sown_Ha	No_CCE_Co nducted	Average Yield(Kg/Ha)	Name_Of_Higher_Level	No_cce Conducted_Higher	Higher average Yield(Kg/Ha)	Neighbouring Yield
109	Belagavi	Bailhongal	M K Hubballi (ULB)	GP	Bengal Gram	RF	43	4	976.42				
110	Belagavi	Bailhongal	MALLAPUR K.N.	GP	Bengal Gram	RF	200	4	1360.61				
111	Belagavi	Bailhongal	MARADINAGALAPUR	GP	Bengal Gram	RF	620	4	1363.49				
112	Belagavi	Bailhongal	MARIKATTI	GP	Bengal Gram	RF	325	4	998.00				
113	Belagavi	Bailhongal	MEKALMARADI	GP	Bengal Gram	RF	125	4	1165.60				
114	Belagavi	Bailhongal	MURAKIBAVI	GP	Bengal Gram	RF	35	4	1177.45				
115	Belagavi	Bailhongal	NAGANUR	GP	Bengal Gram	RF	60	4	1731.67				
116	Belagavi	Bailhongal	NEGINAHAL	GP	Bengal Gram	RF	166	4	1184.04				
117	Belagavi	Bailhongal	NESARAGI	GP	Bengal Gram	RF	145	4	1388.33				
118	Belagavi	Bailhongal	PATTIHAL K.B	GP	Bengal Gram	RF	447	4	900.90				
119	Belagavi	Bailhongal	SAMPAGON	GP	Bengal Gram	RF	160	4	1309.69				
120	Belagavi	Bailhongal	SANGOLLI	GP	Bengal Gram	RF	231	4	840.09				

(A)

Government of Karnataka
Directorate of Economics and Statistics
GP Level Average Yield data for Rabi season 2018-19

S.N	District	Taluk	Insurance Unit (Hobli/ GP)	GP / HOBLI	Crop	IRR_RF	Area_Sown_Ha	No_CCE_Co nducted	Average Yield(Kg/Ha)	Name_Of_Higher_Level	No_cce Conducted_Higher	Higher average Yield(Kg/Ha)	Neighbouring Yield
121	Belagavi	Bailhongal	SUTAGATTI	GP	Bengal Gram	RF	396	4	1450.39				
122	Belagavi	Bailhongal	TIGADI	GP	Bengal Gram	RF	415	4	1235.93				
123	Belagavi	Bailhongal	TIGDOLLI	GP	Bengal Gram	RF	0			Hobli Level	33	872.62	
124	Belagavi	Bailhongal	TURAKARSHIGHI ALLI	GP	Bengal Gram	RF	660	4	1415.19				
125	Belagavi	Bailhongal	TURAMARI	GP	Bengal Gram	RF	98	4	793.01				
126	Belagavi	Bailhongal	UDIKERI	GP	Bengal Gram	RF	544	4	1213.78				
127	Belagavi	Bailhongal	VAKKUND	GP	Bengal Gram	RF	789	4	936.86				
128	Belagavi	Bailhongal	VANNUR	GP	Bengal Gram	RF	425	4	694.36				
129	Belagavi	Bailhongal	AMATUR	GP	Sorghum (Jowar/Great Millet)	RF	325	4	1504.90				
130	Belagavi	Bailhongal	AMBADAGATTI	GP	Sorghum (Jowar/Great Millet)	RF	10	4	2134.06				
131	Belagavi	Bailhongal	ANIGOL	GP	Sorghum (Jowar/Great Millet)	RF	494	4	1487.30				
132	Belagavi	Bailhongal	AVARADI	GP	Sorghum (Jowar/Great Millet)	RF	14	4	1610.51				

Government of Karnataka
Directorate of Economics and Statistics
GP Level Average Yield data for Rabi season 2018-19

S.N	District	Taluk	Insurance Unit (Hobli/ GP)	GP / HOBLI	Crop	IRR RF	Area Sown Ha	No_CCE_Co nducted	Average Yield(Kg/Ha)	Name_Of Higher Level	No_cce Conducted_Higher	Higher average Yield(Kg/Ha)	Neighbouring Yield
133	Belagavi	Bailhongal	Bailahongala (ULB)	GP	Sorghum (Jowar/Great Millet)	RF	321	4	1443.30				
134	Belagavi	Bailhongal	BAILWAD	GP	Sorghum (Jowar/Great Millet)	RF	412	4	1456.50				
135	Belagavi	Bailhongal	BELAVADI	GP	Sorghum (Jowar/Great Millet)	RF	312	4	1461.56				
136	Belagavi	Bailhongal	BHAVIHAL	GP	Sorghum (Jowar/Great Millet)	RF	694	4	778.85				
137	Belagavi	Bailhongal	BUDRAKATTI	GP	Sorghum (Jowar/Great Millet)	RF	471	4	1150.02				
138	Belagavi	Bailhongal	CHIKKABAGEVADI	GP	Sorghum (Jowar/Great Millet)	RF	568	4	721.65				
139	Belagavi	Bailhongal	CHIVATGUNDI	GP	Sorghum (Jowar/Great Millet)	RF	287	4	1377.30				
140	Belagavi	Bailhongal	DASTIKOPPA	GP	Sorghum (Jowar/Great Millet)	RF	130	4	932.86				
141	Belagavi	Bailhongal	DESHANUR	GP	Sorghum (Jowar/Great Millet)	RF	571	4	1545.61				
142	Belagavi	Bailhongal	DEVALAPUAR	GP	Sorghum (Jowar/Great Millet)	RF	210	4	1131.76				
143	Belagavi	Bailhongal	DODAVAD	GP	Sorghum (Jowar/Great Millet)	RF	387	4	919.66				

②

Government of Karnataka
Directorate of Economics and Statistics
GP Level Average Yield data for Rabi season 2018-19

S.N	District	Taluk	Insurance Unit (Hobli/ GP)	GP / HOBLI	Crop	IRR_RF	Area_Sown_Ha	No_CCE_Co nducted	Average Yield(Kg/Ha)	Name_Of_Higher_Level	No_cce Conducted_Higher	Higher average Yield(Kg/Ha)	Neighbouring Yield
144	Belagavi	Bailhongal	GOVANAKOPPA	GP	Sorghum (Jowar/Great Millet)	RF	254	4	831.66				
145	Belagavi	Bailhongal	HANABARAHATTI	GP	Sorghum (Jowar/Great Millet)	RF	356	4	1734.16				
146	Belagavi	Bailhongal	HANNIKERI	GP	Sorghum (Jowar/Great Millet)	RF	903	4	981.27				
147	Belagavi	Bailhongal	HIRENADIHALLI	GP	Sorghum (Jowar/Great Millet)	RF	34	4	1322.29				
148	Belagavi	Bailhongal	HOLIHOSUR	GP	Sorghum (Jowar/Great Millet)	RF	931	1	2701.78				
149	Belagavi	Bailhongal	HOLINAGALAPUR	GP	Sorghum (Jowar/Great Millet)	RF	150	4	1790.92				
150	Belagavi	Bailhongal	HUNASHIKATTI	GP	Sorghum (Jowar/Great Millet)	RF	250	4	1249.69				
151	Belagavi	Bailhongal	KADARAVALLI	GP	Sorghum (Jowar/Great Millet)	RF	213	4	1496.54				
152	Belagavi	Bailhongal	KALABHAVI	GP	Sorghum (Jowar/Great Millet)	RF	40	4	1694.12				
153	Belagavi	Bailhongal	KENGANUR	GP	Sorghum (Jowar/Great Millet)	RF	230	4	1271.69				
154	Belagavi	Bailhongal	KHODANAPUR	GP	Sorghum (Jowar/Great Millet)	RF	12	4	1340.33				

Government of Karnataka
Directorate of Economics and Statistics
GP Level Average Yield data for Rabi season 2018-19

S.N	District	Taluk	Insurance Unit (Hobli/ GP)	GP / HOBLI	Crop	IRR_RF	Area_Sown_Ha	No_CCE_Co nducted	Average Yield(Kg/Ha)	Name_Of_Higher_Level	No_cce Conducted_Higher	Higher average Yield(Kg/Ha)	Neighbouring Yield
155	Belagavi	Bailhongal	Kitturu (ULB)	GP	Sorghum (Jowar/Great Millet)	RF	321	4	2389.37				
156	Belagavi	Bailhongal	M K Hubballi (ULB)	GP	Sorghum (Jowar/Great Millet)	RF	28	4	1711.72				
157	Belagavi	Bailhongal	MALLAPUR K.N.	GP	Sorghum (Jowar/Great Millet)	RF	458	4	1117.68				
158	Belagavi	Bailhongal	MARADINAGALAPUR	GP	Sorghum (Jowar/Great Millet)	RF	628	4	1454.30				
159	Belagavi	Bailhongal	MARIKATTI	GP	Sorghum (Jowar/Great Millet)	RF	735	4	237.62				
160	Belagavi	Bailhongal	MEKALMARADI	GP	Sorghum (Jowar/Great Millet)	RF	564	4	1113.28				
161	Belagavi	Bailhongal	MURAKIBAVI	GP	Sorghum (Jowar/Great Millet)	RF	1058	4	1280.49				
162	Belagavi	Bailhongal	NAGANUR	GP	Sorghum (Jowar/Great Millet)	RF	1515	4	356.64				
163	Belagavi	Bailhongal	NEGINAHAL	GP	Sorghum (Jowar/Great Millet)	RF	1064	4	1742.52				
164	Belagavi	Bailhongal	NESARAGI	GP	Sorghum (Jowar/Great Millet)	RF	865	4	1509.30				
165	Belagavi	Bailhongal	NICCHANAKI	GP	Sorghum (Jowar/Great Millet)	RF	124	4	770.05				
166	Belagavi	Bailhongal	PATTIHAL K.B	GP	Sorghum (Jowar/Great Millet)	RF	364	4	774.90				



Government of Karnataka
Directorate of Economics and Statistics

GP Level Average Yield data for Rabi season 2018-19

S.N	District	Taluk	Insurance Unit (Hobli/ GP)	GP / HOBLI	Crop	IRR_Rf	Area_Sown_Ha	No_CCE_Co nducted	Average Yield(Kg/Ha)	Name_Of_Higher_Level	No_cce Conducted_Higher	Higher average Yield(Kg/Ha)	Neighbouring Yield
167	Belagavi	Bailhongal	SAMPAGON	GP	Sorghum (Jowar/Great Millet)	RF	978	4	1575.31				
168	Belagavi	Bailhongal	SANGOLLI	GP	Sorghum (Jowar/Great Millet)	RF	398	4	1447.70				
169	Belagavi	Bailhongal	SUTAGATTI	GP	Sorghum (Jowar/Great Millet)	RF	565	4	1254.08				
170	Belagavi	Bailhongal	TIGADI	GP	Sorghum (Jowar/Great Millet)	RF	769	4	2217.75				
171	Belagavi	Bailhongal	TURAKARSHIGIH ALLI	GP	Sorghum (Jowar/Great Millet)	RF	390	4	1368.49				
172	Belagavi	Bailhongal	TURAMARI	GP	Sorghum (Jowar/Great Millet)	RF	40	4	774.54				
173	Belagavi	Bailhongal	UDIKERI	GP	Sorghum (Jowar/Great Millet)	RF	441	4	1667.71				
174	Belagavi	Bailhongal	UGARAKOD	GP	Sorghum (Jowar/Great Millet)	RF	12			Hobli Level	55	1539.55	
175	Belagavi	Bailhongal	VAKKUND	GP	Sorghum (Jowar/Great Millet)	RF	364			Hobli Level	61	1338.18	
176	Belagavi	Bailhongal	VANNUR	GP	Sorghum (Jowar/Great Millet)	RF	698	4	976.87				
177	Belagavi	Belagavi	AGASGE	GP	Sorghum (Jowar/Great Millet)	RF	160			Hobli Level	18	2024.89	

A

Government of Karnataka

Directorate of Economics and Statistics

GP Level Average Yield data for Rabi season 2018-19

S.N	District	Taluk	Insurance Unit (Hobli/ GP)	GP / HOBLI	Crop	IRR RF	Area Sown Ha	No_CCE_Conducted	Average Yield(Kg/Ha)	Name_Of_Higher_Level	No_cce_Conducted_Higher	Higher average Yield(Kg/Ha)	Neighbouring Yield
178	Belagavi	Belagavi	AMBEWADI	GP	Sorghum (Jowar/Great Millet)	RF	46	4	2414.58				
179	Belagavi	Belagavi	ANKALAGI	GP	Sorghum (Jowar/Great Millet)	RF	163	4	1223.28				
180	Belagavi	Belagavi	ARALIKATTI	GP	Sorghum (Jowar/Great Millet)	RF	236	4	1100.08				
181	Belagavi	Belagavi	ASHTE	GP	Sorghum (Jowar/Great Millet)	RF	65	4	2134.15				
182	Belagavi	Belagavi	BADAS (KH)	GP	Sorghum (Jowar/Great Millet)	RF	184	4	1130.88				
183	Belagavi	Belagavi	BALEKUNDARI BK	GP	Sorghum (Jowar/Great Millet)	RF	39	4	2714.99				
184	Belagavi	Belagavi	BALEKUNDARI KH	GP	Sorghum (Jowar/Great Millet)	RF	150	4	1588.51				
185	Belagavi	Belagavi	BAMBARGA	GP	Sorghum (Jowar/Great Millet)	RF	180	4	897.66				
186	Belagavi	Belagavi	BASTWAD	GP	Sorghum (Jowar/Great Millet)	RF	236	4	2629.18				
187	Belagavi	Belagavi	Belagavi(ULB)	GP	Sorghum (Jowar/Great Millet)	RF	3	4	1412.50				
188	Belagavi	Belagavi	BELAGUNDI	GP	Sorghum (Jowar/Great Millet)	RF	0			Hobli Level	16	1152.03	

Government of Karnataka
Directorate of Economics and Statistics

GP Level Average Yield data for Rabi season 2018-19

S.N	District	Taluk	Insurance Unit (Hobli/ GP)	GP / HOBLI	Crop	IRR_Rf	Area_Sown_Ha	No_CCE_Co nducted	Average Yield(Kg/Ha)	Name_Of_Higher_Level	No_cce Conducted_Higher	Higher average Yield(Kg/Ha)	Neighbouring Yield
189	Belagavi	Belagavi	BENDIGERI	GP	Sorghum (Jowar/Great Millet)	RF	167	4	1394.90				
190	Belagavi	Belagavi	BENKANHALLI	GP	Sorghum (Jowar/Great Millet)	RF	0			Hobli Level	16	1152.03	
191	Belagavi	Belagavi	DESUR	GP	Sorghum (Jowar/Great Millet)	RF	8			Hobli Level	29	1240.12	
192	Belagavi	Belagavi	DHAMNE S	GP	Sorghum (Jowar/Great Millet)	RF	10	4	1100.08				
193	Belagavi	Belagavi	HALAGA	GP	Sorghum (Jowar/Great Millet)	RF	333	4	998.87				
194	Belagavi	Belagavi	HANDIGNUR	GP	Sorghum (Jowar/Great Millet)	RF	154			Hobli Level	18	2024.89	
195	Belagavi	Belagavi	HINDALAGA	GP	Sorghum (Jowar/Great Millet)	RF	0			Hobli Level	16	1152.03	
196	Belagavi	Belagavi	HIREBAGEWADI	GP	Sorghum (Jowar/Great Millet)	RF	389	4	1249.69				
197	Belagavi	Belagavi	HONAGA	GP	Sorghum (Jowar/Great Millet)	RF	0			Hobli Level	18	2024.89	
198	Belagavi	Belagavi	KADOLI	GP	Sorghum (Jowar/Great Millet)	RF	198			Hobli Level	18	2024.89	
199	Belagavi	Belagavi	KANGRALI BK	GP	Sorghum (Jowar/Great Millet)	RF	0			Hobli Level	34	1588.46	

Government of Karnataka

Directorate of Economics and Statistics

GP Level Average Yield data for Rabi season 2018-19

S.N	District	Taluk	Insurance Unit (Hobli/ GP)	GP / HOBLI	Crop	IRR RF	Area Sown Ha	No_CCE_Conducted	Average Yield(Kg/Ha)	Name_Of_Higher_Level	No_cce_Conducted_Higher	Higher average Yield(Kg/Ha)	Neighbouring Yield
200	Belagavi	Belagavi	KARDIGUDDI	GP	Sorghum (Jowar/Great Millet)	RF	243	4	426.83				
201	Belagavi	Belagavi	KEDNUR	GP	Sorghum (Jowar/Great Millet)	RF	150			Hobli Level	18	2024.89	
202	Belagavi	Belagavi	KINAYE	GP	Sorghum (Jowar/Great Millet)	RF	8	4	442.23				
203	Belagavi	Belagavi	KK KOPPA	GP	Sorghum (Jowar/Great Millet)	RF	285	4	1359.70				
204	Belagavi	Belagavi	KUKADOLLI	GP	Sorghum (Jowar/Great Millet)	RF	178	4	1544.51				
205	Belagavi	Belagavi	MANDOLI	GP	Sorghum (Jowar/Great Millet)	RF	20			Hobli Level	16	1152.03	
206	Belagavi	Belagavi	MARIHAL	GP	Sorghum (Jowar/Great Millet)	RF	232	4	1436.48				
207	Belagavi	Belagavi	MASTMARDI	GP	Sorghum (Jowar/Great Millet)	RF	156	4	1288.41				
208	Belagavi	Belagavi	MODAGA	GP	Sorghum (Jowar/Great Millet)	RF	142	4	1059.15				
209	Belagavi	Belagavi	MUCCHANDI	GP	Sorghum (Jowar/Great Millet)	RF	89	4	1293.69				
210	Belagavi	Belagavi	MUTAGA	GP	Sorghum (Jowar/Great Millet)	RF	289	4	2142.95				

Government of Karnataka
Directorate of Economics and Statistics

GP Level Average Yield data for Rabi season 2018-19

S.N	District	Taluk	Insurance Unit (Hobli/ GP)	GP / HOBLI	Crop	IRR_RF	Area_Sown_Ha	No_CCE_Co nducted	Average Yield(Kg/Ha)	Name_Of_Higher_Level	No_cce Conducted_Higher	Higher average Yield(Kg/Ha)	Neighbouring Yield
211	Belagavi	Belagavi	MUTNAL	GP	Sorghum (Jowar/Great Millet)	RF	154			Hobli Level	85	1438.87	
212	Belagavi	Belagavi	NANDIHALLI	GP	Sorghum (Jowar/Great Millet)	RF	120	4	1091.28				
213	Belagavi	Belagavi	NILAJI	GP	Sorghum (Jowar/Great Millet)	RF	189	4	1460.37				
214	Belagavi	Belagavi	PEERANWADI	GP	Sorghum (Jowar/Great Millet)	RF	5	4	1144.08				
215	Belagavi	Belagavi	SAMBRA	GP	Sorghum (Jowar/Great Millet)	RF	263	4	1247.71				
216	Belagavi	Belagavi	SULAGA (U)	GP	Sorghum (Jowar/Great Millet)	RF	0			Hobli Level	16	1152.03	
217	Belagavi	Belagavi	SULEBHAVI	GP	Sorghum (Jowar/Great Millet)	RF	231	4	1248.59				
218	Belagavi	Belagavi	TARIHAL	GP	Sorghum (Jowar/Great Millet)	RF	249	4	756.85				
219	Belagavi	Belagavi	YALLUR	GP	Sorghum (Jowar/Great Millet)	RF	12			Hobli Level	13	1328.22	
220	Belagavi	Chikkodi	ADI	GP	Sorghum (Jowar/Great Millet)	RF	45	4	1073.68				
221	Belagavi	Chikkodi	ANKALI	GP	Sorghum (Jowar/Great Millet)	RF	18	4	822.86				

Government of Karnataka
Directorate of Economics and Statistics
GP Level Average Yield data for Rabi season 2018-19

S.N	District	Taluk	Insurance Unit (Hobli/ GP)	GP / HOBLI	Crop	IRR RF	Area Sown Ha	No_CCE_Conducted	Average Yield(Kg/Ha)	Name_Of_Higher_Level	No_cce_Conducted_Higher	Higher average Yield(Kg/Ha)	Neighbouring Yield
222	Belagavi	Chikkodi	APPACHIWADI	GP	Sorghum (Jowar/Great Millet)	RF	85	4	2288.16				
223	Belagavi	Chikkodi	BAMBALAWAD	GP	Sorghum (Jowar/Great Millet)	RF	180			Hobli Level	22	484.27	
224	Belagavi	Chikkodi	BELAKUD	GP	Sorghum (Jowar/Great Millet)	RF	350	4	22.00				
225	Belagavi	Chikkodi	CHIKKALAWAL	GP	Sorghum (Jowar/Great Millet)	RF	135	4	413.63				
226	Belagavi	Chikkodi	CHINCHANI	GP	Sorghum (Jowar/Great Millet)	RF	125	4	1659.18				
227	Belagavi	Chikkodi	GALATAGA	GP	Sorghum (Jowar/Great Millet)	RF	35			Hobli Level	11	917.23	
228	Belagavi	Chikkodi	HATTARAWAT	GP	Sorghum (Jowar/Great Millet)	RF	105			Hobli Level	22	484.27	
229	Belagavi	Chikkodi	HIREKODI	GP	Sorghum (Jowar/Great Millet)	RF	30			Hobli Level	33	795.90	
230	Belagavi	Chikkodi	JAINAPUR	GP	Sorghum (Jowar/Great Millet)	RF	65			Hobli Level	22	484.27	
231	Belagavi	Chikkodi	Kabburu (ULB)	GP	Sorghum (Jowar/Great Millet)	RF	0			Hobli Level	22	484.27	
232	Belagavi	Chikkodi	KARAGAON	GP	Sorghum (Jowar/Great Millet)	RF	165			Hobli Level	22	484.27	
233	Belagavi	Chikkodi	KAROSHI	GP	Sorghum (Jowar/Great Millet)	RF	50	4	481.84				

2

Government of Karnataka
Directorate of Economics and Statistics

GP Level Average Yield data for Rabi season 2018-19

S.N	District	Taluk	Insurance Unit (Hobli/ GP)	GP / HOBLI	Crop	IRR_RF	Area_Sown_Ha	No_CCE_Co nducted	Average Yield(Kg/Ha)	Name_Of_Higher_Level	No_cce Conducted_Higher	Higher average Yield(Kg/Ha)	Neighbouring Yield
234	Belagavi	Chikkodi	KERUR	GP	Sorghum (Jowar/Great Millet)	RF	22	4	512.63				
235	Belagavi	Chikkodi	KHADAKALAT	GP	Sorghum (Jowar/Great Millet)	RF	85			Hobli Level	33	795.90	
236	Belagavi	Chikkodi	KODNI	GP	Sorghum (Jowar/Great Millet)	RF	65	4	990.73				
237	Belagavi	Chikkodi	LAKHANAPUR	GP	Sorghum (Jowar/Great Millet)	RF	80			Hobli Level	31	1278.72	
238	Belagavi	Chikkodi	MUGALI	GP	Sorghum (Jowar/Great Millet)	RF	75	4	1126.48				
239	Belagavi	Chikkodi	NAGARAMUNNOLI	GP	Sorghum (Jowar/Great Millet)	RF	172	4	314.62				
240	Belagavi	Chikkodi	NAINGALAJ	GP	Sorghum (Jowar/Great Millet)	RF	90	4	1719.90				
241	Belagavi	Chikkodi	NANDI	GP	Sorghum (Jowar/Great Millet)	RF	15	4	762.27				
242	Belagavi	Chikkodi	NEJ	GP	Sorghum (Jowar/Great Millet)	RF	15	4	1289.29				
243	Belagavi	Chikkodi	PATTANAKUDI	GP	Sorghum (Jowar/Great Millet)	RF	30	4	338.82				
244	Belagavi	Chikkodi	SHENDUR	GP	Sorghum (Jowar/Great Millet)	RF	70	4	781.05				
245	Belagavi	Chikkodi	SHIRAGAON	GP	Sorghum (Jowar/Great Millet)	RF	85	4	360.82				

Government of Karnataka
Directorate of Economics and Statistics
GP Level Average Yield data for Rabi season 2018-19

S.N	District	Taluk	Insurance Unit (Hobli/ GP)	GP / HOBLI	Crop	IRR_ RF	Area_ Sown_ Ha	No_CCE_Co nducted	Average Yield(Kg/Ha)	Name_Of _Higher_ Level	No_cce Conducted_ Higher	Higher average Yield(Kg/Ha)	Neighbouring Yield
246	Belagavi	Chikkodi	SOUNDALAGA	GP	Sorghum (Jowar/Great Millet)	RF	55	4	1034.07				
247	Belagavi	Chikkodi	UMARNI	GP	Sorghum (Jowar/Great Millet)	RF	260			Hobli Level	22	484.27	
248	Belagavi	Chikkodi	WALAKI	GP	Sorghum (Jowar/Great Millet)	RF	35	4	596.90				
249	Belagavi	Chikkodi	YAMAGRANI	GP	Sorghum (Jowar/Great Millet)	RF	82	4	1579.71				
250	Belagavi	Chikkodi	YARANAL	GP	Sorghum (Jowar/Great Millet)	RF	140	4	418.47				
251	Belagavi	Chikkodi	ADI	GP	Wheat	IRR	16	4	1401.86				
252	Belagavi	Chikkodi	ANKALI	GP	Wheat	IRR	30	4	996.88				
253	Belagavi	Chikkodi	BHOJ	GP	Wheat	IRR	15	4	4422.08				
254	Belagavi	Chikkodi	CHANDUR	GP	Wheat	IRR	15	4	1090.34				
255	Belagavi	Chikkodi	CHINCHANI	GP	Wheat	IRR	40	4	658.10				
256	Belagavi	Chikkodi	GALATAGA	GP	Wheat	IRR	23			Hobli Level	24	2989.15	
257	Belagavi	Chikkodi	HATTARAWAT	GP	Wheat	IRR	21	4	1031.92				

Government of Karnataka
Directorate of Economics and Statistics

GP Level Average Yield data for Rabi season 2018-19

S.N	District	Taluk	Insurance Unit (Hobli/ GP)	GP / HOBLI	Crop	IRR_RF	Area_Sown_Ha	No_CCE_Co nducted	Average Yield(Kg/Ha)	Name_Of_Higher_Level	No_cce Conducted_Higher	Higher average Yield(Kg/Ha)	Neighbouring Yield
258	Belagavi	Chikkodi	HIREKODI	GP	Wheat	IRR	37	4	4118.35				
259	Belagavi	Chikkodi	JAGANUR	GP	Wheat	IRR	309	4	1277.25				
260	Belagavi	Chikkodi	JAINAPUR	GP	Wheat	IRR	35	4	2091.11				
261	Belagavi	Chikkodi	JATRAT	GP	Wheat	IRR	3	4	5072.39				
262	Belagavi	Chikkodi	JODAKURALI	GP	Wheat	IRR	20	4	724.30				
263	Belagavi	Chikkodi	Kabburu (ULB)	GP	Wheat	IRR	120	4	833.33				
264	Belagavi	Chikkodi	KADAPUR	GP	Wheat	IRR	35	4	809.96				
265	Belagavi	Chikkodi	KALLOL	GP	Wheat	IRR	20	4	1853.57				
266	Belagavi	Chikkodi	KARAGAON	GP	Wheat	IRR	70	4	1590.33				
267	Belagavi	Chikkodi	KAROSHI	GP	Wheat	IRR	25	4	549.06				
268	Belagavi	Chikkodi	KERUR	GP	Wheat	IRR	25	4	950.15				
269	Belagavi	Chikkodi	KHADAKALAT	GP	Wheat	IRR	23			Hobli Level	43	1441.20	

Government of Karnataka

Directorate of Economics and Statistics

GP Level Average Yield data for Rabi season 2018-19

S.N	District	Taluk	Insurance Unit (Hobli/ GP)	GP / HOBLI	Crop	IRR RF	Area Sown Ha	No_CCE_Conducted	Average Yield(Kg/Ha)	Name_Of_Higher_Level	No_cce_Conducted_Higher	Higher average Yield(Kg/Ha)	Neighbouring Yield
270	Belagavi	Chikkodi	KUNNUR	GP	Wheat	IRR	20	4	5459.54				
271	Belagavi	Chikkodi	LAKHANAPUR	GP	Wheat	IRR	6			Hobli Level	22	1930.78	
272	Belagavi	Chikkodi	MUGALI	GP	Wheat	IRR	43	4	1207.16				
273	Belagavi	Chikkodi	NAGARAMUNNOLI	GP	Wheat	IRR	73	4	1023.75				
274	Belagavi	Chikkodi	NAINGALAJ	GP	Wheat	IRR	18	4	669.78				
275	Belagavi	Chikkodi	NANDI	GP	Wheat	IRR	27	4	1538.54				
276	Belagavi	Chikkodi	PATTANAKUDI	GP	Wheat	IRR	10	4	673.67				
277	Belagavi	Chikkodi	SHENDUR	GP	Wheat	IRR	10	4	980.52				
278	Belagavi	Chikkodi	SHIDNAL	GP	Wheat	IRR	21	4	2445.47				
279	Belagavi	Chikkodi	UMARNI	GP	Wheat	IRR	32	4	418.22				
280	Belagavi	Chikkodi	WADRAL	GP	Wheat	IRR	25	4	1841.89				
281	Belagavi	Chikkodi	WALAKI	GP	Wheat	IRR	20	4	806.07				

Government of Karnataka
Directorate of Economics and Statistics

GP Level Average Yield data for Rabi season 2018-19

S.N	District	Taluk	Insurance Unit (Hobli/ GP)	GP / HOBLI	Crop	IRR_RF	Area_Sown_Ha	No_CCE_Co nducted	Average Yield(Kg/Ha)	Name_Of_Higher_Level	No_cce Conducted_Higher	Higher average Yield(Kg/Ha)	Neighbouring Yield
282	Belagavi	Chikkodi	Yaksamba	GP	Wheat	IRR	30	4	2215.71				
283	Belagavi	Chikkodi	YAMAGRANI	GP	Wheat	IRR	17	4	1001.16				
284	Belagavi	Chikkodi	YARANAL	GP	Wheat	IRR	10	4	1322.27				
285	Belagavi	Gokak	AKKATANGERHAL	GP	Maize (Makka)	IRR	50	4	2814.89				
286	Belagavi	Gokak	ANKALAGI	GP	Maize (Makka)	IRR	10	4	7178.51				
287	Belagavi	Gokak	Arabhavi (ULB)	GP	Maize (Makka)	IRR	545	4	4728.01				
288	Belagavi	Gokak	AVARADI	GP	Maize (Makka)	IRR	70			Hobli Level	45	5065.10	
289	Belagavi	Gokak	BADIGAWAD	GP	Maize (Makka)	IRR	360			Hobli Level	90	5006.16	
290	Belagavi	Gokak	BALOBAL	GP	Maize (Makka)	IRR	470	4	8178.96				
291	Belagavi	Gokak	BENACHINAMARADI(U)	GP	Maize (Makka)	IRR	85	4	2245.23				
292	Belagavi	Gokak	BETAGERI	GP	Maize (Makka)	IRR	80			Hobli Level	45	5065.10	
293	Belagavi	Gokak	DANDAPURA	GP	Maize (Makka)	IRR	375	4	3022.94				

Government of Karnataka
Directorate of Economics and Statistics
GP Level Average Yield data for Rabi season 2018-19

S.N	District	Taluk	Insurance Unit (Hobli/ GP)	GP / HOBLI	Crop	IRR RF	Area Sown Ha	No_CCE_Co nducted	Average Yield(Kg/Ha)	Name_Of_Higher_Level	No_cce Conducted_Higher	Higher average Yield(Kg/Ha)	Neighbouring Yield
294	Belagavi	Gokak	DHARMATTI	GP	Maize (Makka)	IRR	280	4	5062.81				
295	Belagavi	Gokak	DHAVALESHWAR	GP	Maize (Makka)	IRR	30			Hobli Level	45	5065.10	
296	Belagavi	Gokak	DHUPADAL	GP	Maize (Makka)	IRR	380			Hobli Level	90	5006.16	
297	Belagavi	Gokak	DURADUNDI	GP	Maize (Makka)	IRR	310	4	3886.14				
298	Belagavi	Gokak	GOSABAL	GP	Maize (Makka)	IRR	52			Hobli Level	45	5065.10	
299	Belagavi	Gokak	GUJANAL	GP	Maize (Makka)	IRR	18	4	3143.71				
300	Belagavi	Gokak	GUJANATTI	GP	Maize (Makka)	IRR	150	4	5686.17				
301	Belagavi	Gokak	HALLUR	GP	Maize (Makka)	IRR	288	4	4135.14				
302	Belagavi	Gokak	HIRENANDI	GP	Maize (Makka)	IRR	220			Hobli Level	50	3659.08	
303	Belagavi	Gokak	HUNASHYAL.P.G	GP	Maize (Makka)	IRR	865	4	4090.70				
304	Belagavi	Gokak	HUNASHYAL.P.Y.	GP	Maize (Makka)	IRR	80			Hobli Level	45	5065.10	
305	Belagavi	Gokak	KALLIGUDDI	GP	Maize (Makka)	IRR	38			Hobli Level	45	5065.10	

Government of Karnataka
Directorate of Economics and Statistics

GP Level Average Yield data for Rabi season 2018-19

S.N	District	Taluk	Insurance Unit (Hobli/ GP)	GP / HOBLI	Crop	IRR RF	Area_Sown_Ha	No_CCE_Co nducted	Average Yield(Kg/Ha)	Name_Of_Higher_Level	No_cce Conducted_Higher	Higher average Yield(Kg/Ha)	Neighbouring Yield
306	Belagavi	Gokak	Kallolli(ULB)	GP	Maize (Makka)	IRR	280	4	4135.14				
307	Belagavi	Gokak	KAMANAKATTI	GP	Maize (Makka)	IRR	160	4	6925.12				
308	Belagavi	Gokak	KHANAGAON	GP	Maize (Makka)	IRR	290	4	4233.89				
309	Belagavi	Gokak	KHANATTI	GP	Maize (Makka)	IRR	250	4	5337.33				
310	Belagavi	Gokak	KOLAVI	GP	Maize (Makka)	IRR	140	4	4782.82				
311	Belagavi	Gokak	Konnur (ULB)	GP	Maize (Makka)	IRR	325	4	6855.37				
312	Belagavi	Gokak	KULAGOD	GP	Maize (Makka)	IRR	215	4	7323.69				
313	Belagavi	Gokak	KUNDARAGI	GP	Maize (Makka)	IRR	152	4	3422.70				
314	Belagavi	Gokak	LOLASUR	GP	Maize (Makka)	IRR	410			Hobli Level	140	4332.62	
315	Belagavi	Gokak	MADAVAL	GP	Maize (Makka)	IRR	150	4	2535.89				
316	Belagavi	Gokak	MAKKALAGERI	GP	Maize (Makka)	IRR	138	4	2789.98				
317	Belagavi	Gokak	MALADINNI	GP	Maize (Makka)	IRR	290	4	4658.27				

Government of Karnataka

Directorate of Economics and Statistics

GP Level Average Yield data for Rabi season 2018-19

S.N	District	Taluk	Insurance Unit (Hobli/ GP)	GP / HOBLI	Crop	IRR RF	Area_Sown_Ha	No_CCE_Co nducted	Average Yield(Kg/Ha)	Name_Of_Higher_Level	No_cce Conducted_Higher	Higher average Yield(Kg/Ha)	Neighbouring Yield
318	Belagavi	Gokak	Mallapura (ULB)	GP	Maize (Makka)	IRR	250			Hobli Level	90	5006.16	
319	Belagavi	Gokak	MAMADAPUR	GP	Maize (Makka)	IRR	497	4	2709.67				
320	Belagavi	Gokak	MASAGUPPI	GP	Maize (Makka)	IRR	135			Hobli Level	90	5006.16	
321	Belagavi	Gokak	MELAVANKI	GP	Maize (Makka)	IRR	195	4	4982.10				
322	Belagavi	Gokak	Mudalagi(ULB)	GP	Maize (Makka)	IRR	420	4	6372.11				
323	Belagavi	Gokak	MUNYAL	GP	Maize (Makka)	IRR	190	4	5897.46				
324	Belagavi	Gokak	Naganuru (ULB)	GP	Maize (Makka)	IRR	430	4	4805.24				
325	Belagavi	Gokak	NALLANATTI	GP	Maize (Makka)	IRR	540	4	3153.67				
326	Belagavi	Gokak	NANDAGAON	GP	Maize (Makka)	IRR	133	4	2821.36				
327	Belagavi	Gokak	PAMALADINNI	GP	Maize (Makka)	IRR	540	4	6476.73				
328	Belagavi	Gokak	RAJAPUR	GP	Maize (Makka)	IRR	732	4	7044.69				
329	Belagavi	Gokak	SHILTIBHAVI	GP	Maize (Makka)	IRR	238			Hobli Level	50	3659.08	

Government of Karnataka
Directorate of Economics and Statistics

GP Level Average Yield data for Rabi season 2018-19

S.N	District	Taluk	Insurance Unit (Hobli/ GP)	GP / HOBLI	Crop	IRR_RF	Area_Sown_Ha	No_CCE_Co nducted	Average Yield(Kg/Ha)	Name_Of_Higher_Level	No_cce Conducted_Higher	Higher average Yield(Kg/Ha)	Neighbouring Yield
330	Belagavi	Gokak	SHINDHIKURABE T	GP	Maize (Makka)	IRR	180			Hobli Level	90	5006.16	
331	Belagavi	Gokak	SHIVAPUR(H)	GP	Maize (Makka)	IRR	204	4	4369.30				
332	Belagavi	Gokak	SUNADHOLI	GP	Maize (Makka)	IRR	94	4	1943.02				
333	Belagavi	Gokak	TALAKATNAL	GP	Maize (Makka)	IRR	120	4	3687.50				
334	Belagavi	Gokak	TAPASI	GP	Maize (Makka)	IRR	80			Hobli Level	45	5065.10	
335	Belagavi	Gokak	TAVAG	GP	Maize (Makka)	IRR	200			Hobli Level	50	3659.08	
336	Belagavi	Gokak	TIGADI	GP	Maize (Makka)	IRR	40	4	6546.48				
337	Belagavi	Gokak	TUKKANATTI	GP	Maize (Makka)	IRR	299	4	2827.34				
338	Belagavi	Gokak	UDAGATTI	GP	Maize (Makka)	IRR	158	4	5593.95				
339	Belagavi	Gokak	WADERAHATTI	GP	Maize (Makka)	IRR	465	4	4201.41				
340	Belagavi	Gokak	YADAWAD	GP	Maize (Makka)	IRR	170			Hobli Level	45	5065.10	
341	Belagavi	Gokak	AKKATANGERHA L	GP	Wheat	IRR	9	4	3333.31				

Government of Karnataka
Directorate of Economics and Statistics
GP Level Average Yield data for Rabi season 2018-19

S.N	District	Taluk	Insurance Unit (Hobli/ GP)	GP / HOBLI	Crop	IRR_Rf	Area_Sown_Ha	No_CCE_Co nducted	Average Yield(Kg/Ha)	Name_Of_Higher_Level	No_cce Conducted_Higher	Higher average Yield(Kg/Ha)	Neighbouring Yield
342	Belagavi	Gokak	ANKALAGI	GP	Wheat	IRR	6			Hobli Level	45	2186.01	
343	Belagavi	Gokak	Arabhavi (ULB)	GP	Wheat	IRR	160	4	1869.14				
344	Belagavi	Gokak	AVARADI	GP	Wheat	IRR	165	4	3403.40				
345	Belagavi	Gokak	BADIGAWAD	GP	Wheat	IRR	86			Hobli Level	84	2723.05	
346	Belagavi	Gokak	BALOBAL	GP	Wheat	IRR	80	4	3356.67				
347	Belagavi	Gokak	BETAGERI	GP	Wheat	IRR	25	4	2196.25				
348	Belagavi	Gokak	DHARMATTI	GP	Wheat	IRR	80			Hobli Level	84	2723.05	
349	Belagavi	Gokak	DHAVALESHWAR	GP	Wheat	IRR	35	4	4069.28				
350	Belagavi	Gokak	DHUPADAL	GP	Wheat	IRR	65			Hobli Level	84	2723.05	
351	Belagavi	Gokak	DURADUNDI	GP	Wheat	IRR	45	4	4524.89				
352	Belagavi	Gokak	GOSABAL	GP	Wheat	IRR	60	4	2908.86				
353	Belagavi	Gokak	GUJANAL	GP	Wheat	IRR	10	4	3161.97				

Government of Karnataka
Directorate of Economics and Statistics
GP Level Average Yield data for Rabi season 2018-19

S.N	District	Taluk	Insurance Unit (Hobli/ GP)	GP / HOBLI	Crop	IRR_RF	Area_Sown_Ha	No_CCE_Co nducted	Average Yield(Kg/Ha)	Name_Of_Higher_Level	No_cce Conducted_Higher	Higher average Yield(Kg/Ha)	Neighbouring Yield
354	Belagavi	Gokak	HALLUR	GP	Wheat	IRR	245	4	2803.72				
355	Belagavi	Gokak	HIRENANDI	GP	Wheat	IRR	240	4	1962.60				
356	Belagavi	Gokak	HUNASHYAL.P.G	GP	Wheat	IRR	185	4	2383.16				
357	Belagavi	Gokak	HUNASHYAL.P.Y	GP	Wheat	IRR	45	4	1931.45				
358	Belagavi	Gokak	KALLIGUDDI	GP	Wheat	IRR	58	4	700.93				
359	Belagavi	Gokak	Kallolli(ULB)	GP	Wheat	IRR	275	4	2063.85				
360	Belagavi	Gokak	KHANAGAON	GP	Wheat	IRR	30	4	2102.79				
361	Belagavi	Gokak	KHANATTI	GP	Wheat	IRR	135	4	3263.21				
362	Belagavi	Gokak	KOLAVI	GP	Wheat	IRR	125	4	4080.96				
363	Belagavi	Gokak	Konnur (ULB)	GP	Wheat	IRR	55	4	3403.40				
364	Belagavi	Gokak	KOUJALAGI	GP	Wheat	IRR	185	4	669.78				
365	Belagavi	Gokak	KULAGOD	GP	Wheat	IRR	95	4	3115.24				

Government of Karnataka
Directorate of Economics and Statistics
GP Level Average Yield data for Rabi season 2018-19

S.N	District	Taluk	Insurance Unit (Hobli/ GP)	GP / HOBLI	Crop	IRR_RF	Area_Sown_Ha	No_CCE_Conducted	Average Yield(Kg/Ha)	Name_Of_Higher_Level	No_cce_Conducted_Higher	Higher average Yield(Kg/Ha)	Neighbouring Yield
366	Belagavi	Gokak	KUNDARAGI	GP	Wheat	IRR	20			Hobli Level	45	2186.01	
367	Belagavi	Gokak	LOLASUR	GP	Wheat	IRR	80	4	1966.50				
368	Belagavi	Gokak	MAKKALAGERI	GP	Wheat	IRR	12	4	1312.29				
369	Belagavi	Gokak	MALADINNI	GP	Wheat	IRR	180	4	1783.48				
370	Belagavi	Gokak	Mallapura (ULB)	GP	Wheat	IRR	82			Hobli Level	84	2723.05	
371	Belagavi	Gokak	MAMADAPUR	GP	Wheat	IRR	128	4	644.23				
372	Belagavi	Gokak	MASAGUPPI	GP	Wheat	IRR	85	4	2017.12				
373	Belagavi	Gokak	MELAVANKI	GP	Wheat	IRR	95	4	3064.62				
374	Belagavi	Gokak	Mudalagi(ULB)	GP	Wheat	IRR	385	4	1744.53				
375	Belagavi	Gokak	MUNYAL	GP	Wheat	IRR	180	4	2609.01				
376	Belagavi	Gokak	Naganuru (ULB)	GP	Wheat	IRR	420	4	2453.25				
377	Belagavi	Gokak	NALLANATTI	GP	Wheat	IRR	123	4	3971.93				

Government of Karnataka
Directorate of Economics and Statistics

GP Level Average Yield data for Rabi season 2018-19

S.N	District	Taluk	Insurance Unit (Hobli/ GP)	GP / HOBLI	Crop	IRR_RF	Area_Sown_Ha	No_CCE_Co nducted	Average Yield(Kg/Ha)	Name_Of_Higher_Level	No_cce Conducted_Higher	Higher average Yield(Kg/Ha)	Neighbouring Yield
378	Belagavi	Gokak	NANDAGAON	GP	Wheat	IRR	44	4	4209.47				
379	Belagavi	Gokak	PATAGUNDI	GP	Wheat	IRR	225			Hobli Level	84	2723.05	
380	Belagavi	Gokak	RAJAPUR	GP	Wheat	IRR	140	4	2305.28				
381	Belagavi	Gokak	SHILTIBHAVI	GP	Wheat	IRR	19	4	1105.91				
382	Belagavi	Gokak	SHINDHIKURABE T	GP	Wheat	IRR	60	4	2686.90				
383	Belagavi	Gokak	SHIVAPUR(H)	GP	Wheat	IRR	175	4	2764.78				
384	Belagavi	Gokak	SUNADHOLI	GP	Wheat	IRR	85	4	2943.90				
385	Belagavi	Gokak	TALAKATNAL	GP	Wheat	IRR	28	4	4291.25				
386	Belagavi	Gokak	TAPASI	GP	Wheat	IRR	21	4	3746.08				
387	Belagavi	Gokak	TAVAG	GP	Wheat	IRR	30	4	3107.46				
388	Belagavi	Gokak	TUKKANATTI	GP	Wheat	IRR	125	4	2398.74				
389	Belagavi	Gokak	UDAGATTI	GP	Wheat	IRR	85			Hobli Level	50	2763.53	

Government of Karnataka

Directorate of Economics and Statistics

GP Level Average Yield data for Rabi season 2018-19

S.N	District	Taluk	Insurance Unit (Hobli/ GP)	GP / HOBLI	Crop	IRR RF	Area Sown Ha	No_CCE_Co nducted	Average Yield(Kg/Ha)	Name_Of_Higher_Level	No_cce Conducted_Higher	Higher average Yield(Kg/Ha)	Neighbouring Yield
390	Belagavi	Gokak	WADERAHATTI	GP	Wheat	IRR	225	4	2476.62				
391	Belagavi	Gokak	YADAWAD	GP	Wheat	IRR	225			Hobli Level	50	2763.53	
392	Belagavi	Hukkeri	AMMANAGI	GP	Sorghum (Jowar/Great Millet)	RF	160	4	1537.47				
393	Belagavi	Hukkeri	ANKALI	GP	Sorghum (Jowar/Great Millet)	RF	115			Hobli Level	78	1231.05	
394	Belagavi	Hukkeri	B. ALUR	GP	Sorghum (Jowar/Great Millet)	RF	189	4	1584.11				
395	Belagavi	Hukkeri	BAD	GP	Sorghum (Jowar/Great Millet)	RF	195	4	432.77				
396	Belagavi	Hukkeri	BELAVI	GP	Sorghum (Jowar/Great Millet)	RF	64	4	1047.27				
397	Belagavi	Hukkeri	BORGAL	GP	Sorghum (Jowar/Great Millet)	RF	102	4	915.26				
398	Belagavi	Hukkeri	HANCHINAL	GP	Sorghum (Jowar/Great Millet)	RF	114			Hobli Level	96	1126.79	
399	Belagavi	Hukkeri	HARAGAPUR	GP	Sorghum (Jowar/Great Millet)	RF	92	4	1298.09				
400	Belagavi	Hukkeri	HATTARAGI	GP	Sorghum (Jowar/Great Millet)	RF	410			Hobli Level	18	1022.53	

Government of Karnataka
Directorate of Economics and Statistics

GP Level Average Yield data for Rabi season 2018-19

S.N	District	Taluk	Insurance Unit (Hobli/ GP)	GP / HOBLI	Crop	IRR_RF	Area_Sown_Ha	No_CCE_Co nducted	Average Yield(Kg/Ha)	Name_Of_Higher_Level	No_cce Conducted_Higher	Higher average Yield(Kg/Ha)	Neighbouring Yield
401	Belagavi	Hukkeri	HEBBAL	GP	Sorghum (Jowar/Great Millet)	RF	249	4	1122.08				
402	Belagavi	Hukkeri	HITNI	GP	Sorghum (Jowar/Great Millet)	RF	170			Hobli Level	78	1231.05	
403	Belagavi	Hukkeri	Hukkeri(ULB)	GP	Sorghum (Jowar/Great Millet)	RF	549	4	968.07				
404	Belagavi	Hukkeri	KAMATANUR	GP	Sorghum (Jowar/Great Millet)	RF	150	4	1535.71				
405	Belagavi	Hukkeri	KANAGALA	GP	Sorghum (Jowar/Great Millet)	RF	175	4	1761.66				
406	Belagavi	Hukkeri	KESTI	GP	Sorghum (Jowar/Great Millet)	RF	193	4	1276.09				
407	Belagavi	Hukkeri	KOCHARI	GP	Sorghum (Jowar/Great Millet)	RF	228	4	704.05				
408	Belagavi	Hukkeri	KONANAKERI	GP	Sorghum (Jowar/Great Millet)	RF	283	4	783.26				
409	Belagavi	Hukkeri	KOTABAGI	GP	Sorghum (Jowar/Great Millet)	RF	0			Hobli Level	17	884.56	
410	Belagavi	Hukkeri	KOT	GP	Sorghum (Jowar/Great Millet)	RF	145	4	1113.28				
411	Belagavi	Hukkeri	KURANI	GP	Sorghum (Jowar/Great Millet)	RF	87	4	1276.09				

Government of Karnataka

Directorate of Economics and Statistics

GP Level Average Yield data for Rabi season 2018-19

S.N	District	Taluk	Insurance Unit (Hobli/ GP)	GP / HOBLI	Crop	IRR RF	Area Sown Ha	No_CCE_Co nducted	Average Yield(Kg/Ha)	Name_Of_Higher_Level	No_cce Conducted_Higher	Higher average Yield(Kg/Ha)	Neighbouring Yield
412	Belagavi	Hukkeri	MANAGUTTI	GP	Sorghum (Jowar/Great Millet)	RF	120	4	1298.09				
413	Belagavi	Hukkeri	MATTIWADE	GP	Sorghum (Jowar/Great Millet)	RF	178	4	973.35				
414	Belagavi	Hukkeri	NAGANUR K.D.	GP	Sorghum (Jowar/Great Millet)	RF	161	4	1293.69				
415	Belagavi	Hukkeri	NERLI	GP	Sorghum (Jowar/Great Millet)	RF	123	4	1496.10				
416	Belagavi	Hukkeri	NIDASOSI	GP	Sorghum (Jowar/Great Millet)	RF	160	4	1680.92				
417	Belagavi	Hukkeri	Sankeshwara(ULB)	GP	Sorghum (Jowar/Great Millet)	RF	152	4	932.86				
418	Belagavi	Hukkeri	SOLLAPUR	GP	Sorghum (Jowar/Great Millet)	RF	210	4	1014.27				
419	Belagavi	Hukkeri	U-KHANAPUR	GP	Sorghum (Jowar/Great Millet)	RF	95	4	1348.69				
420	Belagavi	Hukkeri	YADAGUD	GP	Sorghum (Jowar/Great Millet)	RF	98			Hobli Level	17	884.56	
421	Belagavi	Hukkeri	YAMAKANAMARD I	GP	Sorghum (Jowar/Great Millet)	RF	48	4	412.31				
422	Belagavi	Hukkeri	YELIMUNNOLI	GP	Sorghum (Jowar/Great Millet)	RF	225	4	752.45				

Government of Karnataka
Directorate of Economics and Statistics

GP Level Average Yield data for Rabi season 2018-19

S.N	District	Taluk	Insurance Unit (Hobli/ GP)	GP / HOBLI	Crop	IRR_Rf	Area_Sown_Ha	No_CCE_Co nducted	Average Yield(Kg/Ha)	Name_Of_Higher_Level	No_cce Conducted_Higher	Higher average Yield(Kg/Ha)	Neighbouring Yield
423	Belagavi	Raibag	ALAGAWADI	GP	Wheat	IRR	231	4	2655.74				
424	Belagavi	Raibag	ALAKHANUR	GP	Wheat	IRR	308	4	1674.44				
425	Belagavi	Raibag	BEKKERI	GP	Wheat	IRR	210	4	1658.87				
426	Belagavi	Raibag	BHENDWAD	GP	Wheat	IRR	130	4	1837.99				
427	Belagavi	Raibag	BHIRADI	GP	Wheat	IRR	345	4	1464.16				
428	Belagavi	Raibag	BYAKUD	GP	Wheat	IRR	1			Hobli Level	56	1/59.47	
429	Belagavi	Raibag	Chicholi(ULB)	GP	Wheat	IRR	217			Hobli Level	56	1759.47	
430	Belagavi	Raibag	DIGGEWADI	GP	Wheat	IRR	192	4	2125.37				
431	Belagavi	Raibag	HANDIGUND	GP	Wheat	IRR	110	4	1595.78				
432	Belagavi	Raibag	Harogeri (ULB)	GP	Wheat	IRR	550			Hobli Level	86	1806.51	
433	Belagavi	Raibag	HIDAKAL	GP	Wheat	IRR	195			Hobli Level	86	1806.51	
434	Belagavi	Raibag	HUBBARWADI	GP	Wheat	IRR	207	4	2301.39				

Government of Karnataka

Directorate of Economics and Statistics

GP Level Average Yield data for Rabi season 2018-19

S.N	District	Taluk	Insurance Unit (Hobli/ GP)	GP / HOBLI	Crop	IRR RF	Area Sown Ha	No_CCE_Conducted	Average Yield(Kg/Ha)	Name_Of_Higher_Level	No_cce_Conducted_Higher	Higher average Yield(Kg/Ha)	Neighbouring Yield
435	Belagavi	Raibag	ITANAL	GP	Wheat	IRR	140	4	1386.28				
436	Belagavi	Raibag	JALALPUR	GP	Wheat	IRR	135	4	2577.86				
437	Belagavi	Raibag	Kankanavadi (ULB)	GP	Wheat	IRR	607			Hobli Level	56	1759.47	
438	Belagavi	Raibag	KAPPALGUDDI	GP	Wheat	IRR	96	4	2049.44				
439	Belagavi	Raibag	KATAKBHAVI	GP	Wheat	IRR	135	4	1245.16				
440	Belagavi	Raibag	KEMPATTI	GP	Wheat	IRR	98	4	1542.05				
441	Belagavi	Raibag	KHANADAL	GP	Wheat	IRR	112			Hobli Level	86	1806.51	
442	Belagavi	Raibag	KHEMALAPUR	GP	Wheat	IRR	235	4	1799.83				
443	Belagavi	Raibag	KOLIGUDD	GP	Wheat	IRR	224	4	3862.90				
444	Belagavi	Raibag	Kundachi(ULB)	GP	Wheat	IRR	345	4	1728.96				
445	Belagavi	Raibag	MEKHALI	GP	Wheat	IRR	284	4	1055.68				
446	Belagavi	Raibag	MORAB	GP	Wheat	IRR	320	4	1440.80				

Government of Karnataka
Directorate of Economics and Statistics

GP Level Average Yield data for Rabi season 2018-19

S.N	District	Taluk	Insurance Unit (Hobli/ GP)	GP / HOBLI	Crop	IRR_RF	Area_Sown_Ha	No_CCE_Co nducted	Average Yield(Kg/Ha)	Name_Of_Higher_Level	No_cce Conducted_Higher	Higher average Yield(Kg/Ha)	Neighbouring Yield
447	Belagavi	Raibag	Mugalkhod(ULB)	GP	Wheat	IRR	557	4	2191.57				
448	Belagavi	Raibag	NANDIKURALI	GP	Wheat	IRR	112			Hobli Level	56	1759.47	
449	Belagavi	Raibag	NASALAPUR	GP	Wheat	IRR	132	4	2274.13				
450	Belagavi	Raibag	NIDAGUNDI	GP	Wheat	IRR	310	4	1059.18				
451	Belagavi	Raibag	NILAJI	GP	Wheat	IRR	125	4	3029.57				
452	Belagavi	Raibag	NIPANAL	GP	Wheat	IRR	133	4	1195.47				
453	Belagavi	Raibag	PALBHAVI	GP	Wheat	IRR	180	4	2059.95				
454	Belagavi	Raibag	PARAMANANDWADI	GP	Wheat	IRR	102	4	1055.29				
455	Belagavi	Raibag	Raibag (ULB)	GP	Wheat	IRR	688	4	1510.89				
456	Belagavi	Raibag	SAVADATTI	GP	Wheat	IRR	390	4	1490.57				
457	Belagavi	Raibag	SAVASUDDI	GP	Wheat	IRR	189	4	490.65				
458	Belagavi	Raibag	SHIRAGUR	GP	Wheat	IRR	237	4	623.05				

Government of Karnataka

Directorate of Economics and Statistics

GP Level Average Yield data for Rabi season 2018-19

S.N	District	Taluk	Insurance Unit (Hobli/ GP)	GP / HOBLI	Crop	IRR_RF	Area Sown_Ha	No_CCE_Co nducted	Average Yield(Kg/Ha)	Name_Of_Higher_Level	No_cce Conducted_Higher	Higher average Yield(Kg/Ha)	Neighbouring Yield
459	Belagavi	Raibag	SIDDAPURA	GP	Wheat	IRR	162	4	1601.62				
460	Belagavi	Raibag	YABARATTI	GP	Wheat	IRR	50	4	4003.08				
461	Belagavi	Raibag	YADRAV	GP	Wheat	IRR	175	4	2110.58				
462	Belagavi	Ramadurg	AWARADI	GP	Sorghum (Jowar/Great Millet)	RF	490	4	396.16				
463	Belagavi	Ramadurg	BANNUR	GP	Sorghum (Jowar/Great Millet)	RF	1315	4	510.44				
464	Belagavi	Ramadurg	BATAKURKI	GP	Sorghum (Jowar/Great Millet)	RF	1980	4	793.00				
465	Belagavi	Ramadurg	CHIPPALAKATTI	GP	Sorghum (Jowar/Great Millet)	RF	1139	4	765.65				
466	Belagavi	Ramadurg	CHUNCHANUR	GP	Sorghum (Jowar/Great Millet)	RF	0			Hobli Level	22	591.49	
467	Belagavi	Ramadurg	D.SALAPUR	GP	Sorghum (Jowar/Great Millet)	RF	1178	4	523.64				
468	Belagavi	Ramadurg	GODACHI	GP	Sorghum (Jowar/Great Millet)	RF	1820	4	796.46				
469	Belagavi	Ramadurg	GONNAGAR	GP	Sorghum (Jowar/Great Millet)	RF	10	4	1367.18				
470	Belagavi	Ramadurg	HANAMAPUR	GP	Sorghum (Jowar/Great Millet)	RF	1055	4	118.81				

Government of Karnataka
Directorate of Economics and Statistics

GP Level Average Yield data for Rabi season 2018-19

S.N	District	Taluk	Insurance Unit (Hobli/ GP)	GP / HOBLI	Crop	IRR_RF	Area_Sown_Ha	No_CCE_Co nducted	Average Yield(Kg/Ha)	Name_Of_Higher_Level	No_cce Conducted_Higher	Higher average Yield(Kg/Ha)	Neighbouring Yield
471	Belagavi	Ramadurg	HIREKOPPA KS.	GP	Sorghum (Jowar/Great Millet)	RF	1175	4	726.05				
472	Belagavi	Ramadurg	HOSAKERI	GP	Sorghum (Jowar/Great Millet)	RF	828	4	717.25				
473	Belagavi	Ramadurg	HOSAKOTI	GP	Sorghum (Jowar/Great Millet)	RF	1365			Hobli Level	35	603.92	
474	Belagavi	Ramadurg	HULAKUND	GP	Sorghum (Jowar/Great Millet)	RF	585	4	677.65				
475	Belagavi	Ramadurg	IDAGAL	GP	Sorghum (Jowar/Great Millet)	RF	910	4	1179.28				
476	Belagavi	Ramadurg	K.CHANDARAGI	GP	Sorghum (Jowar/Great Millet)	RF	1187	4	642.44				
477	Belagavi	Ramadurg	K.JUNIPETH	GP	Sorghum (Jowar/Great Millet)	RF	0			Hobli Level	22	591.49	
478	Belagavi	Ramadurg	KADAMPUR	GP	Sorghum (Jowar/Great Millet)	RF	1155	4	695.25				
479	Belagavi	Ramadurg	KATKOL	GP	Sorghum (Jowar/Great Millet)	RF	740	4	417.25				
480	Belagavi	Ramadurg	KITTUR	GP	Sorghum (Jowar/Great Millet)	RF	750	4	498.70				
481	Belagavi	Ramadurg	MANIHAL	GP	Sorghum (Jowar/Great Millet)	RF	238	4	674.51				
482	Belagavi	Ramadurg	MUDAKAVI	GP	Sorghum (Jowar/Great Millet)	RF	0			Hobli Level	26	682.27	

Government of Karnataka

Directorate of Economics and Statistics

GP Level Average Yield data for Rabi season 2018-19

S.N	District	Taluk	Insurance Unit (Hobli/ GP)	GP / HOBLI	Crop	IRR RF	Area Sown Ha	No_CCE_Co nducted	Average Yield(Kg/Ha)	Name_Of_Higher_Level	No_cce Conducted_Higher	Higher average Yield(Kg/Ha)	Neighbouring Yield
483	Belagavi	Ramadurg	MUDENUR	GP	Sorghum (Jowar/Great Millet)	RF	1075	4	579.58				
484	Belagavi	Ramadurg	MULLLUR	GP	Sorghum (Jowar/Great Millet)	RF	850			Hobli Level	25	692.32	
485	Belagavi	Ramadurg	NANDIHAL	GP	Sorghum (Jowar/Great Millet)	RF	1025	4	686.45				
486	Belagavi	Ramadurg	NARASAPUR	GP	Sorghum (Jowar/Great Millet)	RF	650	4	713.90				
487	Belagavi	Ramadurg	OBALAPURA	GP	Sorghum (Jowar/Great Millet)	RF	32	4	766.34				
488	Belagavi	Ramadurg	SANGAL	GP	Sorghum (Jowar/Great Millet)	RF	710	4	510.44				
489	Belagavi	Ramadurg	SUREBAN	GP	Sorghum (Jowar/Great Millet)	RF	219			Hobli Level	25	692.32	
490	Belagavi	Ramadurg	TONDIKATTI	GP	Sorghum (Jowar/Great Millet)	RF	1105	4	513.52				
491	Belagavi	Ramadurg	TORANAGATTI	GP	Sorghum (Jowar/Great Millet)	RF	25	4	409.23				
492	Belagavi	Ramadurg	UDAPUDI	GP	Sorghum (Jowar/Great Millet)	RF	1240	4	654.33				
493	Belagavi	Ramadurg	AWARADI	GP	Wheat	IRR	50	4	957.93				
494	Belagavi	Ramadurg	BANNUR	GP	Wheat	IRR	32	4	1362.92				

91

Government of Karnataka

Directorate of Economics and Statistics

GP Level Average Yield data for Rabi season 2018-19

S.N	District	Taluk	Insurance Unit (Hobli/ GP)	GP / HOBLI	Crop	IRR_RF	Area_Sown_Ha	No_CCE_Co nducted	Average Yield(Kg/Ha)	Name_Of_Higher_Level	No_cce Conducted_Higher	Higher average Yield(Kg/Ha)	Neighbouring Yield
495	Belagavi	Ramadurg	BATAKURKI	GP	Wheat	IRR	40	4	1269.46				
496	Belagavi	Ramadurg	CHIPPALAKATTI	GP	Wheat	IRR	55	4	2146.01				
497	Belagavi	Ramadurg	CHUNCHANUR	GP	Wheat	IRR	48	4	1261.67				
498	Belagavi	Ramadurg	D.SALAPUR	GP	Wheat	IRR	72	4	1518.68				
499	Belagavi	Ramadurg	GHATAKANUR	GP	Wheat	IRR	28	4	1059.18				
500	Belagavi	Ramadurg	GODACHI	GP	Wheat	IRR	64	4	1456.38				
501	Belagavi	Ramadurg	GONNAGAR	GP	Wheat	IRR	65	4	926.78				
502	Belagavi	Ramadurg	HALAGATTI	GP	Wheat	IRR	25	4	1510.89				
503	Belagavi	Ramadurg	HALETORAGAL	GP	Wheat	IRR	69	4	599.68				
504	Belagavi	Ramadurg	HANAMAPUR	GP	Wheat	IRR	60			Hobli Level	30	1281.40	
505	Belagavi	Ramadurg	HIREKOPPA KS.	GP	Wheat	IRR	75			Hobli Level	35	1280.72	
506	Belagavi	Ramadurg	HOSAKERI	GP	Wheat	IRR	115	4	1339.55				

Government of Karnataka

Directorate of Economics and Statistics

GP Level Average Yield data for Rabi season 2018-19

S.N	District	Taluk	Insurance Unit (Hobli/ GP)	GP / HOBLI	Crop	IRR RF	Area Sown Ha	No_CCE_Co nducted	Average Yield(Kg/Ha)	Name_Of _Higher_ Level	No_cce Conducted_ Higher	Higher average Yield(Kg/Ha)	Neighbouring Yield
507	Belagavi	Ramadurg	HOSAKOTI	GP	Wheat	IRR	75	4	369.94				
508	Belagavi	Ramadurg	HULAKUND	GP	Wheat	IRR	65	4	1658.87				
509	Belagavi	Ramadurg	IDAGAL	GP	Wheat	IRR	65	4	1643.29				
510	Belagavi	Ramadurg	K.CHANDARAGI	GP	Wheat	IRR	55	4	1814.63				
511	Belagavi	Ramadurg	K.JUNIPETH	GP	Wheat	IRR	30	4	1277.25				
512	Belagavi	Ramadurg	KADAMPUR	GP	Wheat	IRR	65	4	1082.55				
513	Belagavi	Ramadurg	KITTUR	GP	Wheat	IRR	60	4	693.14				
514	Belagavi	Ramadurg	MANIHAL	GP	Wheat	IRR	35	4	1082.55				
515	Belagavi	Ramadurg	MUDAKAVI	GP	Wheat	IRR	40	4	950.15				
516	Belagavi	Ramadurg	MUDENUR	GP	Wheat	IRR	25	4	1035.82				
517	Belagavi	Ramadurg	MULLLUR	GP	Wheat	IRR	65	4	1261.67				
518	Belagavi	Ramadurg	NANDIHAL	GP	Wheat	IRR	35	4	1261.67				

Government of Karnataka
Directorate of Economics and Statistics
GP Level Average Yield data for Rabi season 2018-19

S.N	District	Taluk	Insurance Unit (Hobli/ GP)	GP / HOBLI	Crop	IRR_ RF	Area_ Sown_ Ha	No_CCE_Co nducted	Average Yield(Kg/Ha)	Name_Of _Higher_ Level	No_cce Conducted_ Higher	Higher average Yield(Kg/Ha)	Neighbouring Yield
519	Belagavi	Ramadurg	NARASAPUR	GP	Wheat	IRR	35	4	1347.34				
520	Belagavi	Ramadurg	SANGAL	GP	Wheat	IRR	65	4	1051.40				
521	Belagavi	Ramadurg	SUNNAL	GP	Wheat	IRR	95	4	1425.22				
522	Belagavi	Ramadurg	SUREBAN	GP	Wheat	IRR	55	4	1105.91				
523	Belagavi	Ramadurg	TONDIKATTI	GP	Wheat	IRR	58	4	465.73				
524	Belagavi	Ramadurg	TORANAGATTI	GP	Wheat	IRR	45	4	1300.61				
525	Belagavi	Ramadurg	Turanura(ULB)	GP	Wheat	IRR	25	4	1526.47				
526	Belagavi	Ramadurg	UDAPUDI	GP	Wheat	IRR	55	4	825.93				
527	Belagavi	Savadatti	AKKISAGAR	GP	Bengal Gram	RF	213	4	558.61				
528	Belagavi	Savadatti	ALADAKATTI K.M	GP	Bengal Gram	RF	240	4	345.53				
529	Belagavi	Savadatti	ARATGAL	GP	Bengal Gram	RF	0			Hobli Level	40	522.36	
530	Belagavi	Savadatti	ASUNDI	GP	Bengal Gram	RF	895	4	715.94				

Government of Karnataka

Directorate of Economics and Statistics

GP Level Average Yield data for Rabi season 2018-19

S.N	District	Taluk	Insurance Unit (Hobli/ GP)	GP / HOBLI	Crop	IRR_RF	Area_Sown_Ha	No_CCE_Co nducted	Average Yield(Kg/Ha)	Name_Of_Higher_Level	No_cce Conducted_Higher	Higher average Yield(Kg/Ha)	Neighbouring Yield
531	Belagavi	Savadatti	BADLI	GP	Bengal Gram	RF	8	4	426.18				
532	Belagavi	Savadatti	BETSUR	GP	Bengal Gram	RF	872	4	761.41				
533	Belagavi	Savadatti	BHANDARAHALLI	GP	Bengal Gram	RF	0			Hobli Level	40	522.36	
534	Belagavi	Savadatti	CHACHADI	GP	Bengal Gram	RF	156	4	693.21				
535	Belagavi	Savadatti	CHULAKI	GP	Bengal Gram	RF	850	4	701.30				
536	Belagavi	Savadatti	GORABAL	GP	Bengal Gram	RF	307	4	437.34				
537	Belagavi	Savadatti	GORAVANAKOLLA	GP	Bengal Gram	RF	10	4	792.47				
538	Belagavi	Savadatti	HANCHINAL	GP	Bengal Gram	RF	1044	4	592.06				
539	Belagavi	Savadatti	HARUGOPPA	GP	Bengal Gram	RF	240	4	839.79				
540	Belagavi	Savadatti	HIREBUDANUR	GP	Bengal Gram	RF	135	4	448.14				
541	Belagavi	Savadatti	HIREKUMBI	GP	Bengal Gram	RF	850	4	421.46				
542	Belagavi	Savadatti	HOOLI	GP	Bengal Gram	RF	1075	4	906.29				

Government of Karnataka
Directorate of Economics and Statistics

GP Level Average Yield data for Rabi season 2018-19

S.N	District	Taluk	Insurance Unit (Hobli/ GP)	GP / HOBLI	Crop	IRR_RF	Area_Sown_Ha	No_CCE_Co nducted	Average Yield(Kg/Ha)	Name_Of_Higher_Level	No_cce Conducted_Higher	Higher average Yield(Kg/Ha)	Neighbouring Yield
543	Belagavi	Savadatti	HOOLIKATTI	GP	Bengal Gram	RF	225	4	507.54				
544	Belagavi	Savadatti	HOSUR	GP	Bengal Gram	RF	490	4	472.03				
545	Belagavi	Savadatti	INAMHONGAL	GP	Bengal Gram	RF	1060	4	597.18				
546	Belagavi	Savadatti	INCHAL	GP	Bengal Gram	RF	606	4	779.52				
547	Belagavi	Savadatti	KADABI	GP	Bengal Gram	RF	612	4	825.37				
548	Belagavi	Savadatti	KAGADAL	GP	Bengal Gram	RF	851	4	772.97				
549	Belagavi	Savadatti	KARIKATTI	GP	Bengal Gram	RF	775	4	598.80				
550	Belagavi	Savadatti	KOTURSHIVAPUR	GP	Bengal Gram	RF	240	4	356.05				
551	Belagavi	Savadatti	MABANUR	GP	Bengal Gram	RF	150	4	431.57				
552	Belagavi	Savadatti	MADAMAGERI	GP	Bengal Gram	RF	146	4	433.19				
553	Belagavi	Savadatti	MADLUR	GP	Bengal Gram	RF	382	4	523.28				
554	Belagavi	Savadatti	MALLUR	GP	Bengal Gram	RF	260	4	647.35				

Government of Karnataka

Directorate of Economics and Statistics

GP Level Average Yield data for Rabi season 2018-19

S.N	District	Taluk	Insurance Unit (Hobli/ GP)	GP / HOBLI	Crop	IRR_RF	Area_Sown_Ha	No_CCE_Co nducted	Average Yield(Kg/Ha)	Name_Of_Higher_Level	No_cce Conducted_Higher	Higher average Yield(Kg/Ha)	Neighbouring Yield
555	Belagavi	Savadatti	MARKUMBI	GP	Bengal Gram	RF	380	4	563.74				
556	Belagavi	Savadatti	MUGALIHAI	GP	Bengal Gram	RF	278	4	865.84				
557	Belagavi	Savadatti	Munavalli(ULB)	GP	Bengal Gram	RF	131	4	222.53				
558	Belagavi	Savadatti	MURGOD	GP	Bengal Gram	RF	840	4	798.40				
559	Belagavi	Savadatti	RUDRAPUR	GP	Bengal Gram	RF	160	4	404.60				
560	Belagavi	Savadatti	SANGARESHKOP PA	GP	Bengal Gram	RF	960	4	563.74				
561	Belagavi	Savadatti	SATTIGERI	GP	Bengal Gram	RF	700	4	329.07				
562	Belagavi	Savadatti	Savadatti(ULB)	GP	Bengal Gram	RF	1250	4	791.46				
563	Belagavi	Savadatti	SHINDOGI	GP	Bengal Gram	RF	11	4	188.81				
564	Belagavi	Savadatti	SHIRASANGI	GP	Bengal Gram	RF	1164	4	381.48				
565	Belagavi	Savadatti	SOPPADLA	GP	Bengal Gram	RF	545	4	550.25				
566	Belagavi	Savadatti	SUTAGATTI	GP	Bengal Gram	RF	896	4	1010.33				

Government of Karnataka
Directorate of Economics and Statistics

GP Level Average Yield data for Rabi season 2018-19

S.N	District	Taluk	Insurance Unit (Hobli/ GP)	GP / HOBLI	Crop	IRR_RF	Area_Sown_Ha	No_CCE_Co nducted	Average Yield(Kg/Ha)	Name_Of_Higher_Level	No_cce Conducted_Higher	Higher average Yield(Kg/Ha)	Neighbouring Yield
567	Belagavi	Savadatti	TADASALUR	GP	Bengal Gram	RF	116	4	714.78				
568	Belagavi	Savadatti	TALLUR	GP	Bengal Gram	RF	490	4	482.82				
569	Belagavi	Savadatti	TEGGIHAL	GP	Bengal Gram	RF	11	4	312.89				
570	Belagavi	Savadatti	UGARAGOL	GP	Bengal Gram	RF	585	4	314.32				
571	Belagavi	Savadatti	YAKKUNDI	GP	Bengal Gram	RF	4			Hobli Level	42	575.38	
572	Belagavi	Savadatti	YARAGATTI	GP	Bengal Gram	RF	310	4	381.13				
573	Belagavi	Savadatti	YARAZARVI	GP	Bengal Gram	RF	260	4	447.76				
574	Belagavi	Savadatti	AKKISAGAR	GP	Sorghum (Jowar/Great Millet)	RF	497	4	880.94				
575	Belagavi	Savadatti	ALADAKATTI K.M	GP	Sorghum (Jowar/Great Millet)	RF	220	4	1324.27				
576	Belagavi	Savadatti	ARATGAL	GP	Sorghum (Jowar/Great Millet)	RF	0			Hobli Level	32	984.04	
577	Belagavi	Savadatti	ASUNDI	GP	Sorghum (Jowar/Great Millet)	RF	433	4	1003.27				
578	Belagavi	Savadatti	BADLI	GP	Sorghum (Jowar/Great Millet)	RF	8	4	1493.90				

Government of Karnataka

Directorate of Economics and Statistics

GP Level Average Yield data for Rabi season 2018-19

S.N	District	Taluk	Insurance Unit (Hobli/ GP)	GP / HOBLI	Crop	IRR RF	Area Sown Ha	No_CCE_Conducted	Average Yield(Kg/Ha)	Name_Of_Higher_Level	No_cce_Conducted_Higher	Higher average Yield(Kg/Ha)	Neighbouring Yield
579	Belagavi	Savadatti	BETSUR	GP	Sorghum (Jowar/Great Millet)	RF	425	4	1135.28				
580	Belagavi	Savadatti	BHANDARAHALLI	GP	Sorghum (Jowar/Great Millet)	RF	0			Hobli Level	32	984.04	
581	Belagavi	Savadatti	CHACHADI	GP	Sorghum (Jowar/Great Millet)	RF	245	4	434.93				
582	Belagavi	Savadatti	CHULAKI	GP	Sorghum (Jowar/Great Millet)	RF	277	4	763.45				
583	Belagavi	Savadatti	GORABAL	GP	Sorghum (Jowar/Great Millet)	RF	412	4	1050.07				
584	Belagavi	Savadatti	GORAVANAKOLLA	GP	Sorghum (Jowar/Great Millet)	RF	15	4	1188.08				
585	Belagavi	Savadatti	HANCHINAL	GP	Sorghum (Jowar/Great Millet)	RF	615	4	1113.28				
586	Belagavi	Savadatti	HARUGOPPA	GP	Sorghum (Jowar/Great Millet)	RF	410	4	704.05				
587	Belagavi	Savadatti	HIREBUDANUR	GP	Sorghum (Jowar/Great Millet)	RF	260			Hobli Level	39	1329.06	
588	Belagavi	Savadatti	HIREKUMBI	GP	Sorghum (Jowar/Great Millet)	RF	470	4	976.87				
589	Belagavi	Savadatti	HOOLI	GP	Sorghum (Jowar/Great Millet)	RF	733	4	922.09				
590	Belagavi	Savadatti	HOOLIKATTI	GP	Sorghum (Jowar/Great Millet)	RF	304	4	1205.68				

Government of Karnataka
Directorate of Economics and Statistics

GP Level Average Yield data for Rabi season 2018-19

S.N	District	Taluk	Insurance Unit (Hobli/ GP)	GP / HOBLI	Crop	IRR_RF	Area_Sown_Ha	No_CCE_Co nducted	Average Yield(Kg/Ha)	Name_Of_Higher_Level	No_cce Conducted_Higher	Higher average Yield(Kg/Ha)	Neighbouring Yield
591	Belagavi	Savadatti	HOSUR	GP	Sorghum (Jowar/Great Millet)	RF	650	4	2414.45				
592	Belagavi	Savadatti	INAMHONGAL	GP	Sorghum (Jowar/Great Millet)	RF	335	4	1179.28				
593	Belagavi	Savadatti	INCHAL	GP	Sorghum (Jowar/Great Millet)	RF	1185			Hobli Level	39	1329.06	
594	Belagavi	Savadatti	KADABI	GP	Sorghum (Jowar/Great Millet)	RF	190			Hobli Level	41	1232.38	
595	Belagavi	Savadatti	KAGADAL	GP	Sorghum (Jowar/Great Millet)	RF	376	4	1135.28				
596	Belagavi	Savadatti	KARIKATTI	GP	Sorghum (Jowar/Great Millet)	RF	334	4	1421.30				
597	Belagavi	Savadatti	KOTURSHIVAPUR	GP	Sorghum (Jowar/Great Millet)	RF	413	4	374.03				
598	Belagavi	Savadatti	MABANUR	GP	Sorghum (Jowar/Great Millet)	RF	0			Hobli Level	41	1232.38	
599	Belagavi	Savadatti	MADAMAGERI	GP	Sorghum (Jowar/Great Millet)	RF	750			Hobli Level	41	1232.38	
600	Belagavi	Savadatti	MADLUR	GP	Sorghum (Jowar/Great Millet)	RF	368			Hobli Level	41	1232.38	
601	Belagavi	Savadatti	MALLUR	GP	Sorghum (Jowar/Great Millet)	RF	235	4	1603.91				
602	Belagavi	Savadatti	MARKUMBI	GP	Sorghum (Jowar/Great Millet)	RF	540	4	1601.71				

Government of Karnataka

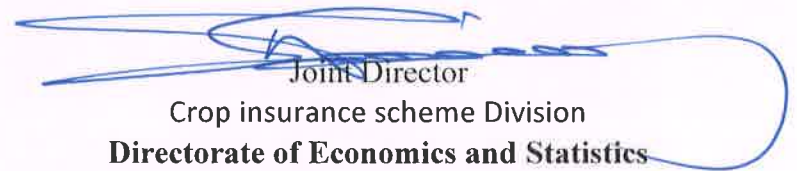
Directorate of Economics and Statistics

GP Level Average Yield data for Rabi season 2018-19

S.N	District	Taluk	Insurance Unit (Hobli/ GP)	GP / HOBLI	Crop	IRR RF	Area Sown Ha	No_CCE_Conducted	Average Yield(Kg/Ha)	Name_Of_Higher_Level	No_cce_Conducted_Higher	Higher average Yield(Kg/Ha)	Neighbouring Yield
603	Belagavi	Savadatti	MUGALIHAL	GP	Sorghum (Jowar/Great Millet)	RF	227			Hobli Level	41	1232.38	
604	Belagavi	Savadatti	Munavalli(ULB)	GP	Sorghum (Jowar/Great Millet)	RF	140	4	501.63				
605	Belagavi	Savadatti	MURGOD	GP	Sorghum (Jowar/Great Millet)	RF	810	4	1012.07				
606	Belagavi	Savadatti	RUDRAPUR	GP	Sorghum (Jowar/Great Millet)	RF	265	4	2289.04				
607	Belagavi	Savadatti	SANGARESHKOP PA	GP	Sorghum (Jowar/Great Millet)	RF	411	4	913.06				
608	Belagavi	Savadatti	SATTIGERI	GP	Sorghum (Jowar/Great Millet)	RF	1905	4	2021.32				
609	Belagavi	Savadatti	Savadatti(ULB)	GP	Sorghum (Jowar/Great Millet)	RF	471	4	1399.30				
610	Belagavi	Savadatti	SHINDOGI	GP	Sorghum (Jowar/Great Millet)	RF	11			Hobli Level	32	984.04	
611	Belagavi	Savadatti	SHIRASANGI	GP	Sorghum (Jowar/Great Millet)	RF	356	4	1100.08				
612	Belagavi	Savadatti	SOPPADLA	GP	Sorghum (Jowar/Great Millet)	RF	430	4	2334.36				
613	Belagavi	Savadatti	SUTAGATTI	GP	Sorghum (Jowar/Great Millet)	RF	290	4	1614.91				
614	Belagavi	Savadatti	TADASALUR	GP	Sorghum (Jowar/Great Millet)	RF	270	4	837.33				

Government of Karnataka
Directorate of Economics and Statistics
GP Level Average Yield data for Rabi season 2018-19

S.N	District	Taluk	Insurance Unit (Hobli/ GP)	GP / HOBLI	Crop	IRR_RF	Area_Sown_Ha	No_CCE_Co nducted	Average Yield(Kg/Ha)	Name_Of_Higher_Level	No_cce Conducted_Higher	Higher average Yield(Kg/Ha)	Neighbouring Yield
615	Belagavi	Savadatti	TALLUR	GP	Sorghum (Jowar/Great Millet)	RF	290	4	1323.83				
616	Belagavi	Savadatti	TEGGIHAL	GP	Sorghum (Jowar/Great Millet)	RF	0			Hobli Level	32	984.04	
617	Belagavi	Savadatti	UGARAGOL	GP	Sorghum (Jowar/Great Millet)	RF	350	4	1007.67				
618	Belagavi	Savadatti	YAKKUNDI	GP	Sorghum (Jowar/Great Millet)	RF	4	4	1658.91				
619	Belagavi	Savadatti	YARAGATTI	GP	Sorghum (Jowar/Great Millet)	RF	300	4	1629.87				
620	Belagavi	Savadatti	YARAZARVI	GP	Sorghum (Jowar/Great Millet)	RF	425	4	785.19				


Joint Director
Crop insurance scheme Division
Directorate of Economics and Statistics

P

Year	Month	Day	Time	Location	Activity	Remarks	Signature	Date
1998	12	15	10:00
1998	12	16	10:00
1998	12	17	10:00
1998	12	18	10:00
1998	12	19	10:00
1998	12	20	10:00
1998	12	21	10:00
1998	12	22	10:00
1998	12	23	10:00
1998	12	24	10:00
1998	12	25	10:00
1998	12	26	10:00
1998	12	27	10:00
1998	12	28	10:00
1998	12	29	10:00
1998	12	30	10:00



 ...

Government of Karnataka
Directorate of Economics and Statistics
GP Level Average Yield data for Rabi season 2018-19

S.N	District	Taluk	Insurance Unit (Hobli/ GP)	GP / HOBLI	Crop	IRR_RF	Area_Sown_Ha	No_CCE_Co nducted	Average Yield(Kg/Ha)	Name_Of_Higher_Level	No_cce Conducted_Higher	Higher average Yield(Kg/Ha)	Neighbouring Yield
1	Bidar	Aurad	Aurad (ULB)	GP	Bengal Gram	RF	136			Hobli Level	12	424.35	
2	Bidar	Aurad	BADALGAON	GP	Bengal Gram	RF	190	4	695.00				
3	Bidar	Aurad	BALAT (B)	GP	Bengal Gram	RF	197	4	221.18				
4	Bidar	Aurad	BELKONI (BH)	GP	Bengal Gram	RF	274			Hobli Level	32	289.22	
5	Bidar	Aurad	BELKONI (CH)	GP	Bengal Gram	RF	70			Hobli Level	44	365.53	
6	Bidar	Aurad	BHANDARKUMTH A	GP	Bengal Gram	RF	108			Hobli Level	12	238.03	
7	Bidar	Aurad	BONTHI	GP	Bengal Gram	RF	22			Hobli Level	12	238.03	
8	Bidar	Aurad	CHANDOORI	GP	Bengal Gram	RF	75	4	300.09				
9	Bidar	Aurad	CHIKLI (J)	GP	Bengal Gram	RF	2			Hobli Level	18	350.34	
10	Bidar	Aurad	CHIKLI (U)	GP	Bengal Gram	RF	9			Hobli Level	12	238.03	
11	Bidar	Aurad	CHIMEGAON	GP	Bengal Gram	RF	145			Hobli Level	12	238.03	
12	Bidar	Aurad	CHINTAKI	GP	Bengal Gram	RF	157	4	618.14				

(9):

Government of Karnataka
Directorate of Economics and Statistics
GP Level Average Yield data for Rabi season 2018-19

S.N	District	Taluk	Insurance Unit (Hobli/ GP)	GP / HOBLI	Crop	IRR_RF	Area Sown_Ha	No_CCE_Co nducted	Average Yield(Kg/Ha)	Name_Of_Higher_Level	No_cce Conducted_Higher	Higher average Yield(Kg/Ha)	Neighbouring Yield
13	Bidar	Aurad	DABKA (CH)	GP	Bengal Gram	RF	7	4	248.96				
14	Bidar	Aurad	DHUPATMAHAGON	GP	Bengal Gram	RF	40	4	359.01				
15	Bidar	Aurad	DIGGI	GP	Bengal Gram	RF	136			Hobli Level	20	366.01	
16	Bidar	Aurad	DONGAON (M)	GP	Bengal Gram	RF	175			Hobli Level	20	366.01	
17	Bidar	Aurad	EKAMBA	GP	Bengal Gram	RF	110			Hobli Level	12	424.35	
18	Bidar	Aurad	EKLAR	GP	Bengal Gram	RF	80			Hobli Level	30	409.54	
19	Bidar	Aurad	GUDAPALLI	GP	Bengal Gram	RF	25	4	286.45				
20	Bidar	Aurad	HEDGAPUR	GP	Bengal Gram	RF	60	4	180.72				
21	Bidar	Aurad	HOKRANA	GP	Bengal Gram	RF	143			Hobli Level	12	238.03	
22	Bidar	Aurad	HOLSAMUDRA	GP	Bengal Gram	RF	380	4	361.44				
23	Bidar	Aurad	JAMBAGI	GP	Bengal Gram	RF	38	4	287.07				
24	Bidar	Aurad	JOJANA	GP	Bengal Gram	RF	58	4	380.73				

**Government of Karnataka
Directorate of Economics and Statistics**

GP Level Average Yield data for Rabi season 2018-19

S.N	District	Taluk	Insurance Unit (Hobli/ GP)	GP / HOBLI	Crop	IRR_ RF	Area_ Sown_ _Ha	No_CCE_Co nducted	Average Yield(Kg/Ha)	Name_Of _Higher_ Level	No_cce Conducted_ Higher	Higher average Yield(Kg/Ha)	Neighbouring Yield
25	Bidar	Aurad	KAMALANAGAR	GP	Bengal Gram	RF	182			Hobli Level	20	366.01	
26	Bidar	Aurad	KHED	GP	Bengal Gram	RF	94			Hobli Level	52	326.64	
27	Bidar	Aurad	KOREKAL	GP	Bengal Gram	RF	200	4	210.39				
28	Bidar	Aurad	KOUTH (B)	GP	Bengal Gram	RF	115	4	144.04				
29	Bidar	Aurad	LADHA	GP	Bengal Gram	RF	27	4	327.53				
30	Bidar	Aurad	MADNUR	GP	Bengal Gram	RF	87			Hobli Level	20	366.01	
31	Bidar	Aurad	MUDHOL (B)	GP	Bengal Gram	RF	150			Hobli Level	44	292.00	
32	Bidar	Aurad	MURKI	GP	Bengal Gram	RF	229	4	246.80				
33	Bidar	Aurad	NAGMARPALLI	GP	Bengal Gram	RF	60	4	164.27				
34	Bidar	Aurad	SANTHPUR	GP	Bengal Gram	RF	15			Hobli Level	64	335.34	
35	Bidar	Aurad	SHEMBELLI	GP	Bengal Gram	RF	127	4	211.16				
36	Bidar	Aurad	SONALA	GP	Bengal Gram	RF	175	4	478.77				

Government of Karnataka
Directorate of Economics and Statistics

GP Level Average Yield data for Rabi season 2018-19

S.N	District	Taluk	Insurance Unit (Hobli/ GP)	GP / HOBLI	Crop	IRR RF	Area Sown Ha	No_CCE_Co nducted	Average Yield(Kg/Ha)	Name_Of_Higher_Level	No_cce Conducted_Higher	Higher average Yield(Kg/Ha)	Neighbouring Yield
37	Bidar	Aurad	SUNDAL	GP	Bengal Gram	RF	152			Hobli Level	30	360.91	
38	Bidar	Aurad	THANAKUSHNOOR	GP	Bengal Gram	RF	184	4	198.25				
39	Bidar	Aurad	TORNA	GP	Bengal Gram	RF	352	4	456.65				
40	Bidar	Aurad	WADGAON (D)	GP	Bengal Gram	RF	67	4	278.05				
41	Bidar	Aurad	Aurad (ULB)	GP	Sorghum (Jowar/Great Millet)	RF	20	4	558.84				
42	Bidar	Aurad	BADALGAON	GP	Sorghum (Jowar/Great Millet)	RF	145	4	551.36				
43	Bidar	Aurad	BALAT (B)	GP	Sorghum (Jowar/Great Millet)	RF	76	4	550.04				
44	Bidar	Aurad	BELKONI (BH)	GP	Sorghum (Jowar/Great Millet)	RF	2			Hobli Level	40	573.07	
45	Bidar	Aurad	BELKONI (CH)	GP	Sorghum (Jowar/Great Millet)	RF	0			Hobli Level	42	545.05	
46	Bidar	Aurad	BHANDARKUMTH A	GP	Sorghum (Jowar/Great Millet)	RF	0			Hobli Level	18	312.67	
47	Bidar	Aurad	BONTHI	GP	Sorghum (Jowar/Great Millet)	RF	152	4	209.02				

Government of Karnataka
Directorate of Economics and Statistics

GP Level Average Yield data for Rabi season 2018-19

S.N	District	Taluk	Insurance Unit (Hobli/ GP)	GP / HOBLI	Crop	IRR_RF	Area_Sown_Ha	No_CCE_Co nducted	Average Yield(Kg/Ha)	Name_Of_Higher_Level	No_cce Conducted_Higher	Higher average Yield(Kg/Ha)	Neighbouring Yield
48	Bidar	Aurad	CHANDOORI	GP	Sorghum (Jowar/Great Millet)	RF	120	4	594.48				
49	Bidar	Aurad	CHIKLI (J)	GP	Sorghum (Jowar/Great Millet)	RF	66	4	677.65				
50	Bidar	Aurad	CHIKLI (U)	GP	Sorghum (Jowar/Great Millet)	RF	39	4	286.90				
51	Bidar	Aurad	CHIMEGAON	GP	Sorghum (Jowar/Great Millet)	RF	2			Hobli Level	18	312.67	
52	Bidar	Aurad	CHINTAKI	GP	Sorghum (Jowar/Great Millet)	RF	0			Hobli Level	18	489.85	
53	Bidar	Aurad	DABKA (CH)	GP	Sorghum (Jowar/Great Millet)	RF	98	4	305.82				
54	Bidar	Aurad	DHUPATMAHAGON	GP	Sorghum (Jowar/Great Millet)	RF	159	4	565.44				
55	Bidar	Aurad	DIGGI	GP	Sorghum (Jowar/Great Millet)	RF	0			Hobli Level	22	963.67	
56	Bidar	Aurad	DONGAON (M)	GP	Sorghum (Jowar/Great Millet)	RF	4			Hobli Level	22	963.67	
57	Bidar	Aurad	EKAMBA	GP	Sorghum (Jowar/Great Millet)	RF	142	4	418.03				

Government of Karnataka
Directorate of Economics and Statistics

GP Level Average Yield data for Rabi season 2018-19

S.N	District	Taluk	Insurance Unit (Hobli/ GP)	GP / HOBLI	Crop	IRR_RF	Area_Sown_Ha	No_CCE_Co nducted	Average Yield(Kg/Ha)	Name_Of_Higher_Level	No_cce Conducted_Higher	Higher average Yield(Kg/Ha)	Neighbouring Yield
58	Bidar	Aurad	EKLAR	GP	Sorghum (Jowar/Great Millet)	RF	2			Hobli Level	32	512.55	
59	Bidar	Aurad	GUDAPALLI	GP	Sorghum (Jowar/Great Millet)	RF	29	4	677.65				
60	Bidar	Aurad	HEDGAPUR	GP	Sorghum (Jowar/Great Millet)	RF	100	4	457.63				
61	Bidar	Aurad	HOKRANA	GP	Sorghum (Jowar/Great Millet)	RF	2			Hobli Level	18	312.67	
62	Bidar	Aurad	HOLSAMUDRA	GP	Sorghum (Jowar/Great Millet)	RF	180	4	1152.88				
63	Bidar	Aurad	JAMBAGI	GP	Sorghum (Jowar/Great Millet)	RF	138	4	497.24				
64	Bidar	Aurad	JOJANA	GP	Sorghum (Jowar/Great Millet)	RF	59	4	467.09				
65	Bidar	Aurad	KAMALANAGAR	GP	Sorghum (Jowar/Great Millet)	RF	54			Hobli Level	22	963.67	
66	Bidar	Aurad	KHED	GP	Sorghum (Jowar/Great Millet)	RF	0			Hobli Level	50	842.01	
67	Bidar	Aurad	KOREKAL	GP	Sorghum (Jowar/Great Millet)	RF	122	4	575.56				

Government of Karnataka
Directorate of Economics and Statistics

GP Level Average Yield data for Rabi season 2018-19

S.N	District	Taluk	Insurance Unit (Hobli/ GP)	GP / HOBLI	Crop	IRR_RF	Area_Sown_Ha	No_CCE_Conducted	Average Yield(Kg/Ha)	Name_Of_Higher_Level	No_cce_Conducted_Higher	Higher average Yield(Kg/Ha)	Neighbouring Yield
68	Bidar	Aurad	KOUTHHA (B)	GP	Sorghum (Jowar/Great Millet)	RF	157	4	510.44				
69	Bidar	Aurad	LADHA	GP	Sorghum (Jowar/Great Millet)	RF	53			Hobli Level	50	559.67	
70	Bidar	Aurad	MADNUR	GP	Sorghum (Jowar/Great Millet)	RF	202	4	585.24				
71	Bidar	Aurad	MUDHOL (B)	GP	Sorghum (Jowar/Great Millet)	RF	4			Hobli Level	42	578.58	
72	Bidar	Aurad	MURKI	GP	Sorghum (Jowar/Great Millet)	RF	90	4	1139.46				
73	Bidar	Aurad	NAGMARPALLI	GP	Sorghum (Jowar/Great Millet)	RF	98	4	545.64				
74	Bidar	Aurad	SANTHPUR	GP	Sorghum (Jowar/Great Millet)	RF	4			Hobli Level	64	542.20	
75	Bidar	Aurad	SHEMBELLI	GP	Sorghum (Jowar/Great Millet)	RF	121	4	344.32				
76	Bidar	Aurad	SONALA	GP	Sorghum (Jowar/Great Millet)	RF	150	4	543.44				
77	Bidar	Aurad	SUNDAL	GP	Sorghum (Jowar/Great Millet)	RF	121	4	166.33				

Government of Karnataka
Directorate of Economics and Statistics
GP Level Average Yield data for Rabi season 2018-19

S.N	District	Taluk	Insurance Unit (Hobli/ GP)	GP / HOBLI	Crop	IRR_RF	Area_Sown_Ha	No_CCE_Co nducted	Average Yield(Kg/Ha)	Name_Of_Higher_Level	No_cce Conducted_Higher	Higher average Yield(Kg/Ha)	Neighbouring Yield
78	Bidar	Aurad	THANAKUSHNOOR	GP	Sorghum (Jowar/Great Millet)	RF	123	4	507.80				
79	Bidar	Aurad	TORNA	GP	Sorghum (Jowar/Great Millet)	RF	74	4	1075.88				
80	Bidar	Aurad	WADGAON (D)	GP	Sorghum (Jowar/Great Millet)	RF	67	4	547.62				
81	Bidar	Basavakalyan	ALGUD	GP	Bengal Gram	RF	1			Hobli Level	18	395.22	
82	Bidar	Basavakalyan	Basavkalyan (ULB)	GP	Bengal Gram	RF	2			Hobli Level	14	382.63	
83	Bidar	Basavakalyan	BELURA	GP	Bengal Gram	RF	138	4	459.89				
84	Bidar	Basavakalyan	BETBALKUNDA	GP	Bengal Gram	RF	353	4	454.50				
85	Bidar	Basavakalyan	BETGERA	GP	Bengal Gram	RF	125	4	378.97				
86	Bidar	Basavakalyan	BHOSGA	GP	Bengal Gram	RF	157	4	393.81				
87	Bidar	Basavakalyan	CHANDKAPUR	GP	Bengal Gram	RF	4			Hobli Level	32	392.70	
88	Bidar	Basavakalyan	CHIKKANAGAON	GP	Bengal Gram	RF	50	4	213.09				
89	Bidar	Basavakalyan	DHANNURA (K)	GP	Bengal Gram	RF	228	4	384.37				

Government of Karnataka
Directorate of Economics and Statistics
GP Level Average Yield data for Rabi season 2018-19

S.N	District	Taluk	Insurance Unit (Hobli/ GP)	GP / HOBLI	Crop	IRR_Rf	Area_Sown_Ha	No_CCE_Co nducted	Average Yield(Kg/Ha)	Name_Of_Higher_Level	No_cce Conducted_Higher	Higher average Yield(Kg/Ha)	Neighbouring Yield
90	Bidar	Basavakalyan	EKLURA	GP	Bengal Gram	RF	126	4	323.68				
91	Bidar	Basavakalyan	GADIGOUNDHGA ON	GP	Bengal Gram	RF	210	4	314.51				
92	Bidar	Basavakalyan	GHOTALA	GP	Bengal Gram	RF	200	4	345.26				
93	Bidar	Basavakalyan	GORTHA (B)	GP	Bengal Gram	RF	195	4	629.37				
94	Bidar	Basavakalyan	GUNDUR	GP	Bengal Gram	RF	31	4	418.08				
95	Bidar	Basavakalyan	HARKUD	GP	Bengal Gram	RF	188	4	393.81				
96	Bidar	Basavakalyan	HULSOOR	GP	Bengal Gram	RF	212	4	394.32				
97	Bidar	Basavakalyan	ISLAMPUR	GP	Bengal Gram	RF	90	4	164.54				
98	Bidar	Basavakalyan	KALKHORA	GP	Bengal Gram	RF	134	4	366.84				
99	Bidar	Basavakalyan	KHERDA (B)	GP	Bengal Gram	RF	234	4	419.43				
100	Bidar	Basavakalyan	KITTA	GP	Bengal Gram	RF	362	4	377.62				
101	Bidar	Basavakalyan	KOHINOOR	GP	Bengal Gram	RF	128			Hobli Level	44	371.75	

Government of Karnataka
Directorate of Economics and Statistics
GP Level Average Yield data for Rabi season 2018-19

S.N	District	Taluk	Insurance Unit (Hobli/ GP)	GP / HOBLI	Crop	IRR_Rf	Area_Sown_Ha	No_CCE_Co nducted	Average Yield(Kg/Ha)	Name_Of_Higher_Level	No_cce Conducted_Higher	Higher average Yield(Kg/Ha)	Neighbouring Yield
102	Bidar	Basavakalyan	LADWANTHI	GP	Bengal Gram	RF	233	4	455.84				
103	Bidar	Basavakalyan	MANTHAL	GP	Bengal Gram	RF	88	4	523.28				
104	Bidar	Basavakalyan	MIRKHAL	GP	Bengal Gram	RF	239	4	420.78				
105	Bidar	Basavakalyan	MORKHANDI	GP	Bengal Gram	RF	2			Hobli Level	14	382.63	
106	Bidar	Basavakalyan	MUCLAMBH	GP	Bengal Gram	RF	264	4	441.01				
107	Bidar	Basavakalyan	MUDBI	GP	Bengal Gram	RF	275	4	312.89				
108	Bidar	Basavakalyan	NARAYANPUR	GP	Bengal Gram	RF	102			Hobli Level	14	382.63	
109	Bidar	Basavakalyan	NIRGUDI	GP	Bengal Gram	RF	3			Hobli Level	16	443.33	
110	Bidar	Basavakalyan	PARTAPUR	GP	Bengal Gram	RF	3			Hobli Level	14	382.63	
111	Bidar	Basavakalyan	RAJESHWAR	GP	Bengal Gram	RF	402	4	679.72				
112	Bidar	Basavakalyan	RAJOLA	GP	Bengal Gram	RF	193	4	350.65				
113	Bidar	Basavakalyan	SASTAPUR	GP	Bengal Gram	RF	2			Hobli Level	18	395.22	

Government of Karnataka
Directorate of Economics and Statistics
GP Level Average Yield data for Rabi season 2018-19

S.N	District	Taluk	Insurance Unit (Hobli/ GP)	GP / HOBLI	Crop	IRR_Rf	Area_Sown_Ha	No_CCE_Conducted	Average Yield(Kg/Ha)	Name_Of_Higher_Level	No_cce_Conducted_Higher	Higher average Yield(Kg/Ha)	Neighbouring Yield
114	Bidar	Basavakalyan	TADOLA	GP	Bengal Gram	RF	3			Hobli Level	16	443.33	
115	Bidar	Basavakalyan	TOGLUR	GP	Bengal Gram	RF	220	4	409.99				
116	Bidar	Basavakalyan	UJLAMBH	GP	Bengal Gram	RF	35			Hobli Level	34	403.01	
117	Bidar	Basavakalyan	YERANDI	GP	Bengal Gram	RF	204	4	405.56				
118	Bidar	Basavakalyan	YERBAGH	GP	Bengal Gram	RF	192			Hobli Level	16	443.33	
119	Bidar	Basavakalyan	ALGUD	GP	Sorghum (Jowar/Great Millet)	RF	34			Hobli Level	8	525.84	
120	Bidar	Basavakalyan	BELURA	GP	Sorghum (Jowar/Great Millet)	RF	78	4	739.25				
121	Bidar	Basavakalyan	BETBALKUNDA	GP	Sorghum (Jowar/Great Millet)	RF	298	4	629.24				
122	Bidar	Basavakalyan	BETGERA	GP	Sorghum (Jowar/Great Millet)	RF	47	4	888.86				
123	Bidar	Basavakalyan	BHOSGA	GP	Sorghum (Jowar/Great Millet)	RF	62	4	708.45				
124	Bidar	Basavakalyan	CHANDKAPUR	GP	Sorghum (Jowar/Great Millet)	RF	5			Hobli Level	18	543.70	
125	Bidar	Basavakalyan	DHANNURA (K)	GP	Sorghum (Jowar/Great Millet)	RF	82	4	589.64				

Government of Karnataka
Directorate of Economics and Statistics
GP Level Average Yield data for Rabi season 2018-19

S.N	District	Taluk	Insurance Unit (Hobli/ GP)	GP / HOBLI	Crop	IRR_RF	Area_Sown_Ha	No_CCE_Co nducted	Average Yield(Kg/Ha)	Name_Of_Higher_Level	No_cce Conducted_Higher	Higher average Yield(Kg/Ha)	Neighbouring Yield
126	Bidar	Basavakalyan	EKLURA	GP	Sorghum (Jowar/Great Millet)	RF	41	4	1012.07				
127	Bidar	Basavakalyan	GADIGOUNDHGA ON	GP	Sorghum (Jowar/Great Millet)	RF	121	4	616.05				
128	Bidar	Basavakalyan	GHOTALA	GP	Sorghum (Jowar/Great Millet)	RF	3			Hobli Level	8	525.84	
129	Bidar	Basavakalyan	GORTHA (B)	GP	Sorghum (Jowar/Great Millet)	RF	154	4	629.24				
130	Bidar	Basavakalyan	GUNDUR	GP	Sorghum (Jowar/Great Millet)	RF	91	1	576.11				
131	Bidar	Basavakalyan	HARKUD	GP	Sorghum (Jowar/Great Millet)	RF	5			Hobli Level	14	963.04	
132	Bidar	Basavakalyan	HULSOOR	GP	Sorghum (Jowar/Great Millet)	RF	255	4	633.64				
133	Bidar	Basavakalyan	ISLAMPUR	GP	Sorghum (Jowar/Great Millet)	RF	4			Hobli Level	20	741.29	
134	Bidar	Basavakalyan	KALKHORA	GP	Sorghum (Jowar/Great Millet)	RF	115	4	849.26				
135	Bidar	Basavakalyan	KHERDA (B)	GP	Sorghum (Jowar/Great Millet)	RF	2			Hobli Level	20	765.93	
136	Bidar	Basavakalyan	KITTA	GP	Sorghum (Jowar/Great Millet)	RF	2			Hobli Level	10	615.16	
137	Bidar	Basavakalyan	KOHINOOR	GP	Sorghum (Jowar/Great Millet)	RF	83	4	840.46				

97

Government of Karnataka
Directorate of Economics and Statistics
GP Level Average Yield data for Rabi season 2018-19

S.N	District	Taluk	Insurance Unit (Hobli/ GP)	GP / HOBLI	Crop	IRR_RF	Area_Sown_Ha	No_CCE_Co nducted	Average Yield(Kg/Ha)	Name_Of_Higher_Level	No_cce Conducted_Higher	Higher average Yield(Kg/Ha)	Neighbouring Yield
138	Bidar	Basavakalyan	LADWANTHI	GP	Sorghum (Jowar/Great Millet)	RF	77	4	1034.07				
139	Bidar	Basavakalyan	MANTHAL	GP	Sorghum (Jowar/Great Millet)	RF	2			Hobli Level	8	525.84	
140	Bidar	Basavakalyan	MIRKHAL	GP	Sorghum (Jowar/Great Millet)	RF	71	4	682.05				
141	Bidar	Basavakalyan	MORKHANDI	GP	Sorghum (Jowar/Great Millet)	RF	2			Hobli Level	10	615.16	
142	Bidar	Basavakalyan	MUCLAMBH	GP	Sorghum (Jowar/Great Millet)	RF	260	4	664.45				
143	Bidar	Basavakalyan	MUDBI	GP	Sorghum (Jowar/Great Millet)	RF	4			Hobli Level	14	963.04	
144	Bidar	Basavakalyan	NARAYANPUR	GP	Sorghum (Jowar/Great Millet)	RF	92	4	514.83				
145	Bidar	Basavakalyan	NIRGUDI	GP	Sorghum (Jowar/Great Millet)	RF	1			Hobli Level	6	667.38	
146	Bidar	Basavakalyan	PARTAPUR	GP	Sorghum (Jowar/Great Millet)	RF	2			Hobli Level	10	615.16	
147	Bidar	Basavakalyan	RAJESHWAR	GP	Sorghum (Jowar/Great Millet)	RF	20	4	523.64				
148	Bidar	Basavakalyan	RAJOLA	GP	Sorghum (Jowar/Great Millet)	RF	2			Hobli Level	6	667.38	
149	Bidar	Basavakalyan	SASTAPUR	GP	Sorghum (Jowar/Great Millet)	RF	2			Hobli Level	8	525.84	

Government of Karnataka
Directorate of Economics and Statistics
GP Level Average Yield data for Rabi season 2018-19

S.N	District	Taluk	Insurance Unit (Hobli/ GP)	GP / HOBLI	Crop	IRR_Rf	Area_Sown_Ha	No_CCE_Co nducted	Average Yield(Kg/Ha)	Name_Of_Higher_Level	No_cce Conducted_Higher	Higher average Yield(Kg/Ha)	Neighbouring Yield
150	Bidar	Basavakalyan	TADOLA	GP	Sorghum (Jowar/Great Millet)	RF	1			Hobli Level	6	667.38	
151	Bidar	Basavakalyan	TOGLUR	GP	Sorghum (Jowar/Great Millet)	RF	81	4	446.63				
152	Bidar	Basavakalyan	UJLAMBH	GP	Sorghum (Jowar/Great Millet)	RF	3			Hobli Level	24	784.08	
153	Bidar	Basavakalyan	YERANDI	GP	Sorghum (Jowar/Great Millet)	RF	2			Hobli Level	28	718.75	
154	Bidar	Basavakalyan	YERBAGH	GP	Sorghum (Jowar/Great Millet)	RF	2			Hobli Level	6	667.38	
155	Bidar	Bhalki	ALWAI	GP	Bengal Gram	RF	508	4	172.63				
156	Bidar	Bhalki	AMBESANGHVI	GP	Bengal Gram	RF	126			Hobli Level	34	203.69	
157	Bidar	Bhalki	ATTARGA	GP	Bengal Gram	RF	130	4	739.06				
158	Bidar	Bhalki	BALUR	GP	Bengal Gram	RF	315			Hobli Level	12	184.32	
159	Bidar	Bhalki	BEERI (B)	GP	Bengal Gram	RF	160			Hobli Level	40	228.59	
160	Bidar	Bhalki	BEERI (K)	GP	Bengal Gram	RF	354			Hobli Level	12	184.32	
161	Bidar	Bhalki	Bhalki (ULB)	GP	Bengal Gram	RF	568	4	268.31				

Government of Karnataka
Directorate of Economics and Statistics

GP Level Average Yield data for Rabi season 2018-19

S.N	District	Taluk	Insurance Unit (Hobli/ GP)	GP / HOBLI	Crop	IRR_RF	Area_Sown_Ha	No_CCE_Co nducted	Average Yield(Kg/Ha)	Name_Of_Higher_Level	No_cce Conducted_Higher	Higher average Yield(Kg/Ha)	Neighbouring Yield
162	Bidar	Bhalki	BHATAMBRA	GP	Bengal Gram	RF	888	4	231.97				
163	Bidar	Bhalki	BYALHALLI	GP	Bengal Gram	RF	453	4	140.04				
164	Bidar	Bhalki	CHALKAPUR	GP	Bengal Gram	RF	411	4	254.22				
165	Bidar	Bhalki	DADGI	GP	Bengal Gram	RF	614	4	280.52				
166	Bidar	Bhalki	DAWARGAON	GP	Bengal Gram	RF	505			Hobli Level	14	219.37	
167	Bidar	Dhalki	DIANURA	GP	Bengal Gram	RF	224	4	242.76				
168	Bidar	Bhalki	DONGAPUR	GP	Bengal Gram	RF	594			Hobli Level	18	220.28	
169	Bidar	Bhalki	ENIKOORA	GP	Bengal Gram	RF	339	4	168.85				
170	Bidar	Bhalki	GORCHINCHOLI	GP	Bengal Gram	RF	659	4	202.30				
171	Bidar	Bhalki	HALBARGA	GP	Bengal Gram	RF	175			Hobli Level	20	330.41	
172	Bidar	Bhalki	INCHUR	GP	Bengal Gram	RF	195			Hobli Level	30	401.03	
173	Bidar	Bhalki	JANTHI	GP	Bengal Gram	RF	185			Hobli Level	20	330.41	

Government of Karnataka
Directorate of Economics and Statistics
GP Level Average Yield data for Rabi season 2018-19

S.N	District	Taluk	Insurance Unit (Hobli/ GP)	GP / HOBLI	Crop	IRR_RF	Area_Sown_Ha	No_CCE_Co nducted	Average Yield(Kg/Ha)	Name_Of_Higher_Level	No_cce Conducted_Higher	Higher average Yield(Kg/Ha)	Neighbouring Yield
174	Bidar	Bhalki	JOLDABKA	GP	Bengal Gram	RF	387			Hobli Level	42	296.11	
175	Bidar	Bhalki	KANJI	GP	Bengal Gram	RF	389			Hobli Level	20	330.41	
176	Bidar	Bhalki	KHATAKCHINCHOLI	GP	Bengal Gram	RF	413			Hobli Level	14	219.37	
177	Bidar	Bhalki	KONMELKUNDA	GP	Bengal Gram	RF	195			Hobli Level	32	257.36	
178	Bidar	Bhalki	KOSAM	GP	Bengal Gram	RF	487	4	388.41				
179	Bidar	Bhalki	KURUBKHELGI	GP	Bengal Gram	RF	624			Hobli Level	56	258.56	
180	Bidar	Bhalki	LAKHANGAON	GP	Bengal Gram	RF	465			Hobli Level	18	220.28	
181	Bidar	Bhalki	LANJAWADA	GP	Bengal Gram	RF	558	4	134.87				
182	Bidar	Bhalki	MADKATTI	GP	Bengal Gram	RF	418	4	319.36				
183	Bidar	Bhalki	MALCHAPUR	GP	Bengal Gram	RF	197	4	236.16				
184	Bidar	Bhalki	MEHKAR	GP	Bengal Gram	RF	924	4	577.22				
185	Bidar	Bhalki	METHIMELKUNDA	GP	Bengal Gram	RF	236			Hobli Level	18	220.28	

**Government of Karnataka
Directorate of Economics and Statistics**

GP Level Average Yield data for Rabi season 2018-19

S.N	District	Taluk	Insurance Unit (Hobli/ GP)	GP / HOBLI	Crop	IRR_Rf	Area_Sown_Ha	No_CCE_Co nducted	Average Yield(Kg/Ha)	Name_Of_Higher_Level	No_cce Conducted_Higher	Higher average Yield(Kg/Ha)	Neighbouring Yield
186	Bidar	Bhalki	MORAMBI	GP	Bengal Gram	RF	852	4	151.05				
187	Bidar	Bhalki	NITTUR (B)	GP	Bengal Gram	RF	306			Hobli Level	12	184.32	
188	Bidar	Bhalki	SAIGAON	GP	Bengal Gram	RF	1241	4	236.01				
189	Bidar	Bhalki	SHIVNI	GP	Bengal Gram	RF	458	4	245.45				
190	Bidar	Bhalki	SIDDESHWAR	GP	Bengal Gram	RF	125			Hobli Level	22	261.82	
191	Bidar	Bhalki	TALWAD (K)	GP	Bengal Gram	RF	212			Hobli Level	22	261.82	
192	Bidar	Bhalki	TELGAON	GP	Bengal Gram	RF	111			Hobli Level	30	213.09	
193	Bidar	Bhalki	TUGAON (H)	GP	Bengal Gram	RF	450	4	307.50				
194	Bidar	Bhalki	VARVATTI	GP	Bengal Gram	RF	326	4	228.73				
195	Bidar	Bhalki	WANJARKHED	GP	Bengal Gram	RF	432	4	651.59				
196	Bidar	Bhalki	ALWAI	GP	Sorghum (Jowar/Great Millet)	RF	3			Hobli Level	28	721.65	
197	Bidar	Bhalki	AMBESANGHVI	GP	Sorghum (Jowar/Great Millet)	RF	44	4	693.05				

Government of Karnataka
Directorate of Economics and Statistics

GP Level Average Yield data for Rabi season 2018-19

S.N	District	Taluk	Insurance Unit (Hobli/ GP)	GP / HOBLI	Crop	IRR_RF	Area_Sown_Ha	No_CCE_Co nducted	Average Yield(Kg/Ha)	Name_Of_Higher_Level	No_cce Conducted_Higher	Higher average Yield(Kg/Ha)	Neighbouring Yield
198	Bidar	Bhalki	ATTARGA	GP	Sorghum (Jowar/Great Millet)	RF	52	4	695.25				
199	Bidar	Bhalki	BALUR	GP	Sorghum (Jowar/Great Millet)	RF	72	4	682.05				
200	Bidar	Bhalki	BEERI (B)	GP	Sorghum (Jowar/Great Millet)	RF	162	4	582.16				
201	Bidar	Bhalki	BEERI (K)	GP	Sorghum (Jowar/Great Millet)	RF	53	4	589.64				
202	Bidar	Bhalki	Bhalki (ULB)	GP	Sorghum (Jowar/Great Millet)	RF	48	4	1150.68				
203	Bidar	Bhalki	BHATAMBRA	GP	Sorghum (Jowar/Great Millet)	RF	111	4	695.25				
204	Bidar	Bhalki	BYALHALLI	GP	Sorghum (Jowar/Great Millet)	RF	152	4	585.24				
205	Bidar	Bhalki	CHALKAPUR	GP	Sorghum (Jowar/Great Millet)	RF	133	4	664.45				
206	Bidar	Bhalki	DADGI	GP	Sorghum (Jowar/Great Millet)	RF	104	4	501.64				
207	Bidar	Bhalki	DAWARGAON	GP	Sorghum (Jowar/Great Millet)	RF	19			Hobli Level	18	452.74	
208	Bidar	Bhalki	DHANURA	GP	Sorghum (Jowar/Great Millet)	RF	162	4	360.83				

Government of Karnataka
Directorate of Economics and Statistics
GP Level Average Yield data for Rabi season 2018-19

S.N	District	Taluk	Insurance Unit (Hobli/ GP)	GP / HOBLI	Crop	IRR_RF	Area_Sown_Ha	No_CCE_Co nducted	Average Yield(Kg/Ha)	Name_Of_Higher_Level	No_cce Conducted_Higher	Higher average Yield(Kg/Ha)	Neighbouring Yield
209	Bidar	Bhalki	DONGAPUR	GP	Sorghum (Jowar/Great Millet)	RF	2			Hobli Level	16	534.97	
210	Bidar	Bhalki	ENIKOORA	GP	Sorghum (Jowar/Great Millet)	RF	53	4	569.84				
211	Bidar	Bhalki	GORCHINCHOLI	GP	Sorghum (Jowar/Great Millet)	RF	130	4	310.44				
212	Bidar	Bhalki	HALBARGA	GP	Sorghum (Jowar/Great Millet)	RF	37			Hobli Level	26	627.82	
213	Bidar	Bhalki	INCHUR	GP	Sorghum (Jowar/Great Millet)	RF	266	4	541.24				
214	Bidar	Bhalki	JANTHI	GP	Sorghum (Jowar/Great Millet)	RF	72	4	343.23				
215	Bidar	Bhalki	JOLDABKA	GP	Sorghum (Jowar/Great Millet)	RF	7			Hobli Level	52	652.24	
216	Bidar	Bhalki	KANJI	GP	Sorghum (Jowar/Great Millet)	RF	87	4	802.62				
217	Bidar	Bhalki	KHATAKCHINCHOLI	GP	Sorghum (Jowar/Great Millet)	RF	140	4	442.23				
218	Bidar	Bhalki	KONMELKUNDA	GP	Sorghum (Jowar/Great Millet)	RF	105	4	748.05				
219	Bidar	Bhalki	KOSAM	GP	Sorghum (Jowar/Great Millet)	RF	79	4	695.25				
220	Bidar	Bhalki	KURUBKHELGI	GP	Sorghum (Jowar/Great Millet)	RF	2			Hobli Level	70	577.33	

Government of Karnataka
Directorate of Economics and Statistics
GP Level Average Yield data for Rabi season 2018-19

S.N	District	Taluk	Insurance Unit (Hobli/ GP)	GP / HOBLI	Crop	IRR_RF	Area_Sown_Ha	No_CCE_Co nducted	Average Yield(Kg/Ha)	Name_Of_Higher_Level	No_cce Conducted_Higher	Higher average Yield(Kg/Ha)	Neighbouring Yield
221	Bidar	Bhalki	LAKHANGAON	GP	Sorghum (Jowar/Great Millet)	RF	0			Hobli Level	16	534.97	
222	Bidar	Bhalki	LANJAWADA	GP	Sorghum (Jowar/Great Millet)	RF	2			Hobli Level	16	534.97	
223	Bidar	Bhalki	MADKATTI	GP	Sorghum (Jowar/Great Millet)	RF	4			Hobli Level	26	676.67	
224	Bidar	Bhalki	MALCHAPUR	GP	Sorghum (Jowar/Great Millet)	RF	38	4	902.06				
225	Bidar	Bhalki	MEHKAR	GP	Sorghum (Jowar/Great Millet)	RF	234	4	849.26				
226	Bidar	Bhalki	METHIMELKUNDA	GP	Sorghum (Jowar/Great Millet)	RF	3			Hobli Level	16	534.97	
227	Bidar	Bhalki	MORAMBI	GP	Sorghum (Jowar/Great Millet)	RF	158	4	497.24				
228	Bidar	Bhalki	NITTUR (B)	GP	Sorghum (Jowar/Great Millet)	RF	21			Hobli Level	16	656.74	
229	Bidar	Bhalki	SAIGAON	GP	Sorghum (Jowar/Great Millet)	RF	304	4	849.26				
230	Bidar	Bhalki	SHIVNI	GP	Sorghum (Jowar/Great Millet)	RF	223	4	620.44				
231	Bidar	Bhalki	SIDDESHWAR	GP	Sorghum (Jowar/Great Millet)	RF	79			Hobli Level	26	676.67	
232	Bidar	Bhalki	TALWAD (K)	GP	Sorghum (Jowar/Great Millet)	RF	2			Hobli Level	26	676.67	

Government of Karnataka
Directorate of Economics and Statistics

GP Level Average Yield data for Rabi season 2018-19

S.N	District	Taluk	Insurance Unit (Hobli/ GP)	GP / HOBLI	Crop	IRR_Rf	Area_Sown_Ha	No_CCE_Co nducted	Average Yield(Kg/Ha)	Name_Of_Higher_Level	No_cce Conducted_Higher	Higher average Yield(Kg/Ha)	Neighbouring Yield
233	Bidar	Bhalki	TELGAON	GP	Sorghum (Jowar/Great Millet)	RF	0			Hobli Level	32	559.32	
234	Bidar	Bhalki	TUGAON (H)	GP	Sorghum (Jowar/Great Millet)	RF	258	4	752.45				
235	Bidar	Bhalki	VARVATTI	GP	Sorghum (Jowar/Great Millet)	RF	62	4	250.82				
236	Bidar	Bhalki	WANJARKHED	GP	Sorghum (Jowar/Great Millet)	RF	137	4	704.05				
237	Bidar	Bidar	ALIYABAD	GP	Bengal Gram	RF	2			Hobli Level	40	192.99	
238	Bidar	Bidar	ALIYEMBER	GP	Bengal Gram	RF	151	4	121.38				
239	Bidar	Bidar	AMLAPUR	GP	Bengal Gram	RF	2					216.68	Y
240	Bidar	Bidar	ANDUR	GP	Bengal Gram	RF	110	4	241.54				
241	Bidar	Bidar	ASTOOR	GP	Bengal Gram	RF	227	4	279.45				
242	Bidar	Bidar	AURAD (S)	GP	Bengal Gram	RF	155	4	435.42				
243	Bidar	Bidar	BAGDAL	GP	Bengal Gram	RF	124	4	123.70				
244	Bidar	Bidar	BAROOR	GP	Bengal Gram	RF	105	4	279.89				

Government of Karnataka
Directorate of Economics and Statistics

GP Level Average Yield data for Rabi season 2018-19

S.N	District	Taluk	Insurance Unit (Hobli/ GP)	GP / HOBLI	Crop	IRR_RF	Area_Sown_Ha	No_CCE_Co nducted	Average Yield(Kg/Ha)	Name_Of_Higher_Level	No_cce_Conducted_Higher	Higher average Yield(Kg/Ha)	Neighbouring Yield
245	Bidar	Bidar	Bidar (ULB)	GP	Bengal Gram	RF	26			Hobli Level	46	307.02	
246	Bidar	Bidar	CHAMBOL	GP	Bengal Gram	RF	110	4	326.97				
247	Bidar	Bidar	CHATNALLI	GP	Bengal Gram	RF	2			Hobli Level	58	305.62	
248	Bidar	Bidar	CHILLARGI	GP	Bengal Gram	RF	455	4	206.34				
249	Bidar	Bidar	CHIMKODE	GP	Bengal Gram	RF	203	4	81.37				
250	Bidar	Bidar	CHITTA	GP	Bengal Gram	RF	0					249.72	Y
251	Bidar	Bidar	GADGI	GP	Bengal Gram	RF	260			Hobli Level	24	213.33	
252	Bidar	Bidar	HOKRANA (B)	GP	Bengal Gram	RF	199	4	239.25				
253	Bidar	Bidar	JANWADA	GP	Bengal Gram	RF	2			Hobli Level	16	194.78	
254	Bidar	Bidar	KADWAD	GP	Bengal Gram	RF	93	4	705.13				
255	Bidar	Bidar	KAMTHANA	GP	Bengal Gram	RF	0			Hobli Level	16	172.66	
256	Bidar	Bidar	KAPLAPUR(A)	GP	Bengal Gram	RF	100	4	159.14				

Government of Karnataka
Directorate of Economics and Statistics

GP Level Average Yield data for Rabi season 2018-19

S.N	District	Taluk	Insurance Unit (Hobli/ GP)	GP / HOBLI	Crop	IRR_RF	Area_Sown_Ha	No_CCE_Co nducted	Average Yield(Kg/Ha)	Name_Of_Higher_Level	No_cce Conducted_Higher	Higher average Yield(Kg/Ha)	Neighbouring Yield
257	Bidar	Bidar	KOLAR (K)	GP	Bengal Gram	RF	95	4	137.56				
258	Bidar	Bidar	MALEGAON	GP	Bengal Gram	RF	1216	4	152.13				
259	Bidar	Bidar	MALKAPUR	GP	Bengal Gram	RF	147	4	340.54				
260	Bidar	Bidar	MANDAKNALLI	GP	Bengal Gram	RF	53	4	362.64				
261	Bidar	Bidar	MANHALLI	GP	Bengal Gram	RF	69	4	112.52				
262	Bidar	Bidar	MARKIAL	GP	Bengal Gram	RF	143	4	231.37				
263	Bidar	Bidar	MARKUNDA	GP	Bengal Gram	RF	265	4	283.52				
264	Bidar	Bidar	NAGOOR	GP	Bengal Gram	RF	175	4	208.47				
265	Bidar	Bidar	RANJOLKHENI	GP	Bengal Gram	RF	88	4	250.85				
266	Bidar	Bidar	REKULGI	GP	Bengal Gram	RF	218	4	293.55				
267	Bidar	Bidar	SANGOLGI	GP	Bengal Gram	RF	47	4	229.27				
268	Bidar	Bidar	SINDOL	GP	Bengal Gram	RF	328	4	420.15				

Government of Karnataka
Directorate of Economics and Statistics
GP Level Average Yield data for Rabi season 2018-19

S.N	District	Taluk	Insurance Unit (Hobli/ GP)	GP / HOBLI	Crop	IRR_RF	Area_Sown_Ha	No_CCE_Co nducted	Average Yield(Kg/Ha)	Name_Of_Higher_Level	No_cce Conducted_Higher	Higher average Yield(Kg/Ha)	Neighbouring Yield
269	Bidar	Bidar	SIRSI (A)	GP	Bengal Gram	RF	88	4	148.35				
270	Bidar	Bidar	SRIMANDAL	GP	Bengal Gram	RF	63	4	189.77				
271	Bidar	Bidar	YADLAPUR	GP	Bengal Gram	RF	82	4	152.40				
272	Bidar	Bidar	YERNALLI	GP	Bengal Gram	RF	2			Hobli Level	16	194.78	
273	Bidar	Bidar	ALIYABAD	GP	Sorghum (Jowar/Great Millet)	RF	54	4	519.68				
274	Bidar	Bidar	ALIYEMBER	GP	Sorghum (Jowar/Great Millet)	RF	94	4	209.02				
275	Bidar	Bidar	AMLAPUR	GP	Sorghum (Jowar/Great Millet)	RF	2			Hobli Level	12	481.83	
276	Bidar	Bidar	ANDUR	GP	Sorghum (Jowar/Great Millet)	RF	49	4	335.30				
277	Bidar	Bidar	ASTOOR	GP	Sorghum (Jowar/Great Millet)	RF	61	4	400.43				
278	Bidar	Bidar	AURAD (S)	GP	Sorghum (Jowar/Great Millet)	RF	22	4	431.23				
279	Bidar	Bidar	BAGDAL	GP	Sorghum (Jowar/Great Millet)	RF	85	4	915.26				
280	Bidar	Bidar	BAROOR	GP	Sorghum (Jowar/Great Millet)	RF	80	4	616.04				

Government of Karnataka
Directorate of Economics and Statistics

GP Level Average Yield data for Rabi season 2018-19

S.N	District	Taluk	Insurance Unit (Hobli/ GP)	GP / HOBLI	Crop	IRR_RF	Area_Sown_Ha	No_CCE_Co nducted	Average Yield(Kg/Ha)	Name_Of_Higher_Level	No_cce Conducted_Higher	Higher average Yield(Kg/Ha)	Neighbouring Yield
281	Bidar	Bidar	Bidar (ULB)	GP	Sorghum (Jowar/Great Millet)	RF	30	4	334.43				
282	Bidar	Bidar	CHAMBOL	GP	Sorghum (Jowar/Great Millet)	RF	56	4	400.65				
283	Bidar	Bidar	CHATNALLI	GP	Sorghum (Jowar/Great Millet)	RF	30	4	543.44				
284	Bidar	Bidar	CHILLARGI	GP	Sorghum (Jowar/Great Millet)	RF	138	4	1023.07				
285	Bidar	Bidar	CHIMKODE	GP	Sorghum (Jowar/Great Millet)	RF	92	4	287.34				
286	Bidar	Bidar	CHITTA	GP	Sorghum (Jowar/Great Millet)	RF	22			Hobli Level	12	481.83	
287	Bidar	Bidar	GADGI	GP	Sorghum (Jowar/Great Millet)	RF	89	4	184.81				
288	Bidar	Bidar	HOKRANA (B)	GP	Sorghum (Jowar/Great Millet)	RF	90	4	1016.47				
289	Bidar	Bidar	JANWADA	GP	Sorghum (Jowar/Great Millet)	RF	34	4	536.84				
290	Bidar	Bidar	KADWAD	GP	Sorghum (Jowar/Great Millet)	RF	28	4	268.64				
291	Bidar	Bidar	KAMTHANA	GP	Sorghum (Jowar/Great Millet)	RF	61	4	314.85				
292	Bidar	Bidar	KAPLAPUR(A)	GP	Sorghum (Jowar/Great Millet)	RF	43	4	489.75				

Government of Karnataka
Directorate of Economics and Statistics
GP Level Average Yield data for Rabi season 2018-19

S.N	District	Taluk	Insurance Unit (Hobli/ GP)	GP / HOBLI	Crop	IRR RF	Area Sown Ha	No_CCE_Conducted	Average Yield(Kg/Ha)	Name_Of_Higher_Level	No_cce_Conducted_Higher	Higher average Yield(Kg/Ha)	Neighbouring Yield
293	Bidar	Bidar	KOLAR (K)	GP	Sorghum (Jowar/Great Millet)	RF	32	4	334.43				
294	Bidar	Bidar	MALEGAON	GP	Sorghum (Jowar/Great Millet)	RF	156	4	251.92				
295	Bidar	Bidar	MALKAPUR	GP	Sorghum (Jowar/Great Millet)	RF	46	4	627.04				
296	Bidar	Bidar	MANDAKNALLI	GP	Sorghum (Jowar/Great Millet)	RF	62	4	734.85				
297	Bidar	Bidar	MANHALLI	GP	Sorghum (Jowar/Great Millet)	RF	56	4	352.03				
298	Bidar	Bidar	MARKHAL	GP	Sorghum (Jowar/Great Millet)	RF	39	4	286.90				
299	Bidar	Bidar	MARKUNDA	GP	Sorghum (Jowar/Great Millet)	RF	147	4	1224.60				
300	Bidar	Bidar	NAGOOR	GP	Sorghum (Jowar/Great Millet)	RF	141	4	813.18				
301	Bidar	Bidar	RANJOLKHENI	GP	Sorghum (Jowar/Great Millet)	RF	26	4	488.43				
302	Bidar	Bidar	REKULGI	GP	Sorghum (Jowar/Great Millet)	RF	117	4	897.66				
303	Bidar	Bidar	SANGOLGI	GP	Sorghum (Jowar/Great Millet)	RF	15	4	555.32				
304	Bidar	Bidar	SINDOL	GP	Sorghum (Jowar/Great Millet)	RF	166			Hobli Level	58	688.63	

**Government of Karnataka
Directorate of Economics and Statistics**

GP Level Average Yield data for Rabi season 2018-19

S.N	District	Taluk	Insurance Unit (Hobli/ GP)	GP / HOBLI	Crop	IRR_RF	Area_Sown_Ha	No_CCE_Co nducted	Average Yield(Kg/Ha)	Name_Of_Higher_Level	No_cce Conducted_Higher	Higher average Yield(Kg/Ha)	Neighbouring Yield
305	Bidar	Bidar	SIRSI (A)	GP	Sorghum (Jowar/Great Millet)	RF	37	4	391.19				
306	Bidar	Bidar	SRIMANDAL	GP	Sorghum (Jowar/Great Millet)	RF	43	4	282.94				
307	Bidar	Bidar	YADLAPUR	GP	Sorghum (Jowar/Great Millet)	RF	62	4	522.32				
308	Bidar	Bidar	YERNALLI	GP	Sorghum (Jowar/Great Millet)	RF	114			Hobli Level	18	346.79	
309	Bidar	Humnabad	BELKERA	GP	Bengal Gram	RF	184	4	431.57				
310	Bidar	Humnabad	BEMALKHEDA	GP	Bengal Gram	RF	251	4	582.62				
311	Bidar	Humnabad	BENCHINCHOLI	GP	Bengal Gram	RF	164	4	453.15				
312	Bidar	Humnabad	CHANDANHALLI	GP	Bengal Gram	RF	134	4	399.20				
313	Bidar	Humnabad	CHANGLERA	GP	Bengal Gram	RF	177	4	358.74				
314	Bidar	Humnabad	Chittaguppa (ULB)	GP	Bengal Gram	RF	246	4	337.17				
315	Bidar	Humnabad	DAKULGI	GP	Bengal Gram	RF	2			Hobli Level	16	467.48	
316	Bidar	Humnabad	DHUMANSUR	GP	Bengal Gram	RF	149	4	609.59				

Government of Karnataka
Directorate of Economics and Statistics
GP Level Average Yield data for Rabi season 2018-19

S.N	District	Taluk	Insurance Unit (Hobli/ GP)	GP / HOBLI	Crop	IRR RF	Area Sown Ha	No_CCE_Conducted	Average Yield(Kg/Ha)	Name_Of_Higher_Level	No_cce_Conducted_Higher	Higher average Yield(Kg/Ha)	Neighbouring Yield
317	Bidar	Humnabad	DUBALGUNDI	GP	Bengal Gram	RF	260	4	547.55				
318	Bidar	Humnabad	GHATBORAL	GP	Bengal Gram	RF	186	4	565.76				
319	Bidar	Humnabad	GHODWADI	GP	Bengal Gram	RF	138	4	514.80				
320	Bidar	Humnabad	HALLIKHED (B)	GP	Bengal Gram	RF	246	4	447.75				
321	Bidar	Humnabad	HALLIKHED (K)	GP	Bengal Gram	RF	189	4	558.34				
322	Bidar	Humnabad	HUDGI	GP	Bengal Gram	RF	138	4	652.74				
323	Bidar	Humnabad	Humnabad (ULB)	GP	Bengal Gram	RF	250	4	516.27				
324	Bidar	Humnabad	ITGA	GP	Bengal Gram	RF	186	4	350.65				
325	Bidar	Humnabad	JALASANGI	GP	Bengal Gram	RF	189	4	585.32				
326	Bidar	Humnabad	KALLUR	GP	Bengal Gram	RF	186	4	496.30				
327	Bidar	Humnabad	KANKATTA	GP	Bengal Gram	RF	139	4	418.08				
328	Bidar	Humnabad	KODAMBAL	GP	Bengal Gram	RF	143	4	387.01				

Government of Karnataka
Directorate of Economics and Statistics

GP Level Average Yield data for Rabi season 2018-19

S.N	District	Taluk	Insurance Unit (Hobli/ GP)	GP / HOBLI	Crop	IRR_RF	Area_Sown_Ha	No_CCE_Co nducted	Average Yield(Kg/Ha)	Name_Of_Higher_Level	No_cce Conducted_Higher	Higher average Yield(Kg/Ha)	Neighbouring Yield
329	Bidar	Humnabad	MADARGAON	GP	Bengal Gram	RF	167	4	517.88				
330	Bidar	Humnabad	MANGALGI	GP	Bengal Gram	RF	139	4	415.39				
331	Bidar	Humnabad	MANIKNAGAR	GP	Bengal Gram	RF	2			Hobli Level	30	548.29	
332	Bidar	Humnabad	MANNAEKHELLI	GP	Bengal Gram	RF	243	4	445.57				
333	Bidar	Humnabad	MEENKERA	GP	Bengal Gram	RF	145	4	409.99				
334	Bidar	Humnabad	MUSTARI	GP	Bengal Gram	RF	220	4	659.76				
335	Bidar	Humnabad	MUTHANGI	GP	Bengal Gram	RF	152	4	493.61				
336	Bidar	Humnabad	NANDGAON	GP	Bengal Gram	RF	184	4	440.05				
337	Bidar	Humnabad	NIRNA	GP	Bengal Gram	RF	210	4	285.92				
338	Bidar	Humnabad	SEETALGERA	GP	Bengal Gram	RF	151	4	413.36				
339	Bidar	Humnabad	SHEDOL	GP	Bengal Gram	RF	2			Hobli Level	30	535.88	
340	Bidar	Humnabad	SINDHANKERA	GP	Bengal Gram	RF	161	4	733.67				

Government of Karnataka
Directorate of Economics and Statistics
GP Level Average Yield data for Rabi season 2018-19

S.N	District	Taluk	Insurance Unit (Hobli/ GP)	GP / HOBLI	Crop	IRR RF	Area Sown Ha	No_CCE_Conducted	Average Yield(Kg/Ha)	Name_Of_Higher_Level	No_cce_Conducted_Higher	Higher average Yield(Kg/Ha)	Neighbouring Yield
341	Bidar	Humnabad	SULTANABAD	GP	Bengal Gram	RF	186	4	710.55				
342	Bidar	Humnabad	TALMADGI	GP	Bengal Gram	RF	169	4	469.33				
343	Bidar	Humnabad	UDABNALLI	GP	Bengal Gram	RF	142	4	508.52				
344	Bidar	Humnabad	UDBAL	GP	Bengal Gram	RF	150	4	383.02				
345	Bidar	Humnabad	BELKERA	GP	Sorghum (Jowar/Great Millet)	RF	110	4	842.66				
346	Bidar	Humnabad	BEMALKHEDA	GP	Sorghum (Jowar/Great Millet)	RF	110	4	902.06				
347	Bidar	Humnabad	BENCHINCHOLI	GP	Sorghum (Jowar/Great Millet)	RF	56	4	919.66				
348	Bidar	Humnabad	CHANDANHALLI	GP	Sorghum (Jowar/Great Millet)	RF	60	4	616.04				
349	Bidar	Humnabad	CHANGLERA	GP	Sorghum (Jowar/Great Millet)	RF	43	4	810.23				
350	Bidar	Humnabad	Chittaguppa (ULB)	GP	Sorghum (Jowar/Great Millet)	RF	96	4	286.02				
351	Bidar	Humnabad	DAKULGI	GP	Sorghum (Jowar/Great Millet)	RF	61	4	985.67				
352	Bidar	Humnabad	DHUMANNSUR	GP	Sorghum (Jowar/Great Millet)	RF	116	4	611.64				

Government of Karnataka
Directorate of Economics and Statistics

GP Level Average Yield data for Rabi season 2018-19

S.N	District	Taluk	Insurance Unit (Hobli/ GP)	GP / HOBLI	Crop	IRR_Rf	Area_Sown_Ha	No_CCE_Conducted	Average Yield(Kg/Ha)	Name_Of_Higher_Level	No_cce_Conducted_Higher	Higher average Yield(Kg/Ha)	Neighbouring Yield
353	Bidar	Humnabad	DUBALGUNDI	GP	Sorghum (Jowar/Great Millet)	RF	53	4	954.87				
354	Bidar	Humnabad	GHATBORAL	GP	Sorghum (Jowar/Great Millet)	RF	0			Hobli Level	22	839.26	
355	Bidar	Humnabad	GHODWADI	GP	Sorghum (Jowar/Great Millet)	RF	44	4	699.65				
356	Bidar	Humnabad	HALLIKHED (B)	GP	Sorghum (Jowar/Great Millet)	RF	2	4	792.06				
357	Bidar	Humnabad	HALLIKHED (K)	GP	Sorghum (Jowar/Great Millet)	RF	85			Hobli Level	20	781.41	
358	Bidar	Humnabad	HUDGI	GP	Sorghum (Jowar/Great Millet)	RF	112			Hobli Level	20	781.41	
359	Bidar	Humnabad	ITGA	GP	Sorghum (Jowar/Great Millet)	RF	50	4	976.87				
360	Bidar	Humnabad	JALASANGI	GP	Sorghum (Jowar/Great Millet)	RF	1	4	1078.07				
361	Bidar	Humnabad	KALLUR	GP	Sorghum (Jowar/Great Millet)	RF	0			Hobli Level	20	781.41	
362	Bidar	Humnabad	KANKATTA	GP	Sorghum (Jowar/Great Millet)	RF	0			Hobli Level	22	839.26	
363	Bidar	Humnabad	KODAMBAL	GP	Sorghum (Jowar/Great Millet)	RF	83	4	618.24				

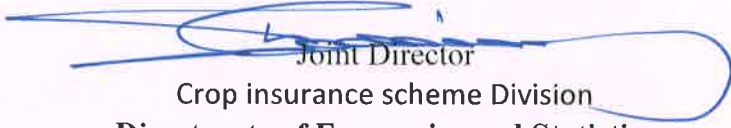
Government of Karnataka
Directorate of Economics and Statistics
GP Level Average Yield data for Rabi season 2018-19

S.N	District	Taluk	Insurance Unit (Hobli/ GP)	GP / HOBLI	Crop	IRR RF	Area Sown Ha	No_CCE_Co nducted	Average Yield(Kg/Ha)	Name_Of_Higher_Level	No_cce Conducted_Higher	Higher average Yield(Kg/Ha)	Neighbouring Yield
364	Bidar	Humnabad	MADARGAON	GP	Sorghum (Jowar/Great Millet)	RF	70	4	1060.47				
365	Bidar	Humnabad	MANGALGI	GP	Sorghum (Jowar/Great Millet)	RF	49	4	1085.12				
366	Bidar	Humnabad	MANIKNAGAR	GP	Sorghum (Jowar/Great Millet)	RF	86			Hobli Level	20	781.41	
367	Bidar	Humnabad	MANNAEKHELLI	GP	Sorghum (Jowar/Great Millet)	RF	68	4	575.56				
368	Bidar	Humnabad	MEENKERA	GP	Sorghum (Jowar/Great Millet)	RF	76	4	1025.27				
369	Bidar	Humnabad	MUSTARI	GP	Sorghum (Jowar/Great Millet)	RF	64	4	800.86				
370	Bidar	Humnabad	MUTHANGI	GP	Sorghum (Jowar/Great Millet)	RF	45	4	858.06				
371	Bidar	Humnabad	NANDGAON	GP	Sorghum (Jowar/Great Millet)	RF	96	4	1117.68				
372	Bidar	Humnabad	NIRNA	GP	Sorghum (Jowar/Great Millet)	RF	44	4	972.47				
373	Bidar	Humnabad	SEETALGERA	GP	Sorghum (Jowar/Great Millet)	RF	68	4	814.06				
374	Bidar	Humnabad	SHEDOL	GP	Sorghum (Jowar/Great Millet)	RF	2			Hobli Level	22	839.26	

Government of Karnataka
Directorate of Economics and Statistics

GP Level Average Yield data for Rabi season 2018-19

S.N	District	Taluk	Insurance Unit (Hobli/ GP)	GP / HOBLI	Crop	IRR_RF	Area_Sown_Ha	No_CCE_Conducted	Average Yield(Kg/Ha)	Name_Of_Higher_Level	No_cce_Conducted_Higher	Higher average Yield(Kg/Ha)	Neighbouring Yield
375	Bidar	Humnabad	SINDHANKERA	GP	Sorghum (Jowar/Great Millet)	RF	37	4	787.65				
376	Bidar	Humnabad	SULTANABAD	GP	Sorghum (Jowar/Great Millet)	RF	46	4	932.87				
377	Bidar	Humnabad	TALMADGI	GP	Sorghum (Jowar/Great Millet)	RF	62	4	539.04				
378	Bidar	Humnabad	UDABNALLI	GP	Sorghum (Jowar/Great Millet)	RF	28	4	921.87				
379	Bidar	Humnabad	UDBAL	GP	Sorghum (Jowar/Great Millet)	RF	40	4	565.44				


 Joint Director
 Crop insurance scheme Division
 Directorate of Economics and Statistics

9

Year	Month	Day	Time	Location	Activity	Remarks	Signature	Date
2010	Jan	1	10:00
2010	Jan	2	10:00
2010	Jan	3	10:00
2010	Jan	4	10:00
2010	Jan	5	10:00
2010	Jan	6	10:00
2010	Jan	7	10:00
2010	Jan	8	10:00
2010	Jan	9	10:00
2010	Jan	10	10:00
2010	Jan	11	10:00
2010	Jan	12	10:00
2010	Jan	13	10:00
2010	Jan	14	10:00
2010	Jan	15	10:00
2010	Jan	16	10:00
2010	Jan	17	10:00
2010	Jan	18	10:00
2010	Jan	19	10:00
2010	Jan	20	10:00
2010	Jan	21	10:00
2010	Jan	22	10:00
2010	Jan	23	10:00
2010	Jan	24	10:00
2010	Jan	25	10:00
2010	Jan	26	10:00
2010	Jan	27	10:00
2010	Jan	28	10:00
2010	Jan	29	10:00
2010	Jan	30	10:00
2010	Jan	31	10:00

Signature: _____
 Date: _____
 Title: _____

Government of Karnataka
Directorate of Economics and Statistics
GP Level Average Yield data for Rabi season 2018-19

S.N	District	Taluk	Insurance Unit (Hobli/ GP)	GP / HOBLI	Crop	IRR_RF	Area_Sown_Ha	No_CCE_Co nducted	Average Yield(Kg/Ha)	Name_Of_Higher_Level	No_cce Conducted_Higher	Higher average Yield(Kg/Ha)	Neighbouring Yield
1	ChamarajNagar	ChamarajNagar	AALLOORU	GP	Horse Gram (kulthi/kultha)	RF	22	4	432.02				
2	ChamarajNagar	ChamarajNagar	AMACHAVADI	GP	Horse Gram (kulthi/kultha)	RF	230	4	657.48				
3	ChamarajNagar	ChamarajNagar	ARAKALAVADI	GP	Horse Gram (kulthi/kultha)	RF	601	4	786.77				
4	ChamarajNagar	ChamarajNagar	ATTUGOOLIPURA	GP	Horse Gram (kulthi/kultha)	RF	30	4	375.26				
5	ChamarajNagar	ChamarajNagar	BAAGALI	GP	Horse Gram (kulthi/kultha)	RF	58	4	159.25				
6	ChamarajNagar	ChamarajNagar	BADANAGUPPE	GP	Horse Gram (kulthi/kultha)	RF	174	4	314.71				
7	ChamarajNagar	ChamarajNagar	BHOGAPURA	GP	Horse Gram (kulthi/kultha)	RF	149	4	381.09				
8	ChamarajNagar	ChamarajNagar	BISALAVADI	GP	Horse Gram (kulthi/kultha)	RF	295	4	322.12				
9	ChamarajNagar	ChamarajNagar	CHANDAKAVADI	GP	Horse Gram (kulthi/kultha)	RF	5			Hobli Level	55	531.78	
10	ChamarajNagar	ChamarajNagar	DEMAHALLI	GP	Horse Gram (kulthi/kultha)	RF	107	4	448.73				
11	ChamarajNagar	ChamarajNagar	DODDAMOLE	GP	Horse Gram (kulthi/kultha)	RF	80			Hobli Level	85	511.63	

Government of Karnataka
Directorate of Economics and Statistics
GP Level Average Yield data for Rabi season 2018-19

S.N	District	Taluk	Insurance Unit (Hobli/ GP)	GP / HOBLI	Crop	IRR_RF	Area_Sown_Ha	No_CCE_Co nducted	Average Yield(Kg/Ha)	Name_Of_Higher_Level	No_cce Conducted_Higher	Higher average Yield(Kg/Ha)	Neighbouring Yield
12	ChamarajNagar	ChamarajNagar	GOOLIPURA	GP	Horse Gram (kulthi/kultha)	RF	0			Hobli Level	42	407.66	
13	ChamarajNagar	ChamarajNagar	GOVINDAVADI	GP	Horse Gram (kulthi/kultha)	RF	165	4	498.24				
14	ChamarajNagar	ChamarajNagar	HARADANAHALI	GP	Horse Gram (kulthi/kultha)	RF	89	4	568.14				
15	ChamarajNagar	ChamarajNagar	HARAVE	GP	Horse Gram (kulthi/kultha)	RF	384	4	313.77				
16	ChamarajNagar	ChamarajNagar	HEBBASOORU	GP	Horse Gram (kulthi/kultha)	RF	143	4	1308.66				
17	ChamarajNagar	ChamarajNagar	HEGGOTAARA	GP	Horse Gram (kulthi/kultha)	RF	204	4	646.45				
18	ChamarajNagar	ChamarajNagar	HONGANOORU	GP	Horse Gram (kulthi/kultha)	RF	108	4	646.76				
19	ChamarajNagar	ChamarajNagar	HONNAHALI	GP	Horse Gram (kulthi/kultha)	RF	310	4	291.85				
20	ChamarajNagar	ChamarajNagar	IRASAVADI	GP	Horse Gram (kulthi/kultha)	RF	30	4	247.54				
21	ChamarajNagar	ChamarajNagar	JYOTHIGOWDAN APURA	GP	Horse Gram (kulthi/kultha)	RF	23			Hobli Level	27	556.12	
22	ChamarajNagar	ChamarajNagar	KAGALAVADI	GP	Horse Gram (kulthi/kultha)	RF	7	4	447.78				

Government of Karnataka
Directorate of Economics and Statistics

GP Level Average Yield data for Rabi season 2018-19

S.N	District	Taluk	Insurance Unit (Hobli/ GP)	GP / HOBLI	Crop	IRR_RF	Area_Sown_Ha	No_CCE_Co nducted	Average Yield(Kg/Ha)	Name_Of_Higher_Level	No_cce Conducted_Higher	Higher average Yield(Kg/Ha)	Neighbouring Yield
23	ChamarajNagar	ChamarajaNagara	KEMAPANAPURA	GP	Horse Gram (kulthi/kultha)	RF	160	4	292.80				
24	ChamarajNagar	ChamarajaNagara	KOODLOORU	GP	Horse Gram (kulthi/kultha)	RF	110	4	22.39				
25	ChamarajNagar	ChamarajaNagara	KOTHALAVADI	GP	Horse Gram (kulthi/kultha)	RF	479	4	488.78				
26	ChamarajNagar	ChamarajaNagara	KUDERU	GP	Horse Gram (kulthi/kultha)	RF	144	4	384.72				
27	ChamarajNagar	ChamarajaNagara	KULAGANA	GP	Horse Gram (kulthi/kultha)	RF	753	4	600.51				
28	ChamarajNagar	ChamarajaNagara	MADAPURA	GP	Horse Gram (kulthi/kultha)	RF	143	4	1032.74				
29	ChamarajNagar	ChamarajaNagara	MALEYOORU	GP	Horse Gram (kulthi/kultha)	RF	310	4	127.43				
30	ChamarajNagar	ChamarajaNagara	MANGALA	GP	Horse Gram (kulthi/kultha)	RF	145	4	378.41				
31	ChamarajNagar	ChamarajaNagara	MASANAPURA	GP	Horse Gram (kulthi/kultha)	RF	70	4	562.09				
32	ChamarajNagar	ChamarajaNagara	MUKKADAHALLI	GP	Horse Gram (kulthi/kultha)	RF	917	4	514.01				
33	ChamarajNagar	ChamarajaNagara	NAGAVALLI	GP	Horse Gram (kulthi/kultha)	RF	25	4	660.32				

Government of Karnataka

Directorate of Economics and Statistics

GP Level Average Yield data for Rabi season 2018-19

S.N	District	Taluk	Insurance Unit (Hobli/ GP)	GP / HOBLI	Crop	IRR RF	Area Sown Ha	No_CCE_Co nducted	Average Yield(Kg/Ha)	Name_Of _Higher_ Level	No_cce Conducted_ Higher	Higher average Yield(Kg/Ha)	Neighbouring Yield
34	ChamarajNagar	ChamarajNagar	NANJEDEVANAP URA	GP	Horse Gram (kulthi/kultha)	RF	1328	4	252.74				
35	ChamarajNagar	ChamarajNagar	NAVILOORU	GP	Horse Gram (kulthi/kultha)	RF	101	4	391.02				
36	ChamarajNagar	ChamarajNagar	PUNAJANOORU	GP	Horse Gram (kulthi/kultha)	RF	20	4	272.77				
37	ChamarajNagar	ChamarajNagar	SAGADE	GP	Horse Gram (kulthi/kultha)	RF	1029	4	365.64				
38	ChamarajNagar	ChamarajNagar	SANTHEMARAHALLI	GP	Horse Gram (kulthi/kultha)	RF	161	4	848.27				
39	ChamarajNagar	ChamarajNagar	SHIVAPURA	GP	Horse Gram (kulthi/kultha)	RF	242	4	461.98				
40	ChamarajNagar	ChamarajNagar	UDIGALA	GP	Horse Gram (kulthi/kultha)	RF	480	4	236.51				
41	ChamarajNagar	ChamarajNagar	UMMATHOORU	GP	Horse Gram (kulthi/kultha)	RF	25	4	272.77				
42	ChamarajNagar	ChamarajNagar	VENKATAIAHANA CHATHARA	GP	Horse Gram (kulthi/kultha)	RF	352	4	289.96				
43	ChamarajNagar	ChamarajNagar	YERAGANAHALLI	GP	Horse Gram (kulthi/kultha)	RF	764	4	618.07				
44	ChamarajNagar	Gundlupet	AGATHAGOWDANAHALLI	GP	Horse Gram (kulthi/kultha)	RF	1740	4	569.19				

Government of Karnataka

Directorate of Economics and Statistics

GP Level Average Yield data for Rabi season 2018-19

S.N	District	Taluk	Insurance Unit (Hobli/ GP)	GP / HOBLI	Crop	IRR_RF	Area_Sown_Ha	No_CCE_Co nducted	Average Yield(Kg/Ha)	Name_Of_Higher_Level	No_cce Conducted_Higher	Higher average Yield(Kg/Ha)	Neighbouring Yield
45	ChamarajNagar	Gundlupet	ALATHUR	GP	Horse Gram (kulthi/kultha)	RF	305	4	138.75				
46	ChamarajNagar	Gundlupet	ANNUR	GP	Horse Gram (kulthi/kultha)	RF	86	4	504.54				
47	ChamarajNagar	Gundlupet	BACHAHALLI	GP	Horse Gram (kulthi/kultha)	RF	75	4	793.87				
48	ChamarajNagar	Gundlupet	BALACHAVADI	GP	Horse Gram (kulthi/kultha)	RF	480	4	589.68				
49	ChamarajNagar	Gundlupet	BANNITALAPURA	GP	Horse Gram (kulthi/kultha)	RF	116	4	674.83				
50	ChamarajNagar	Gundlupet	BARAGI	GP	Horse Gram (kulthi/kultha)	RF	79			Hobli Level	37	643.18	
51	ChamarajNagar	Gundlupet	BEGUR	GP	Horse Gram (kulthi/kultha)	RF	426	4	681.29				
52	ChamarajNagar	Gundlupet	BERAMBADI	GP	Horse Gram (kulthi/kultha)	RF	222	4	854.57				
53	ChamarajNagar	Gundlupet	BHIMANABEEDU	GP	Horse Gram (kulthi/kultha)	RF	16	4	566.83				
54	ChamarajNagar	Gundlupet	BOMMALAPURA	GP	Horse Gram (kulthi/kultha)	RF	115	4	665.37				
55	ChamarajNagar	Gundlupet	BOMMANAHALLI	GP	Horse Gram (kulthi/kultha)	RF	344	4	465.13				

Government of Karnataka

Directorate of Economics and Statistics

GP Level Average Yield data for Rabi season 2018-19

S.N	District	Taluk	Insurance Unit (Hobli/ GP)	GP / HOBLI	Crop	IRR_RF	Area_Sown_Ha	No_CCE_Co nducted	Average Yield(Kg/Ha)	Name_Of_Higher_Level	No_cce Conducted_Higher	Higher average Yield(Kg/Ha)	Neighbouring Yield
56	ChamarajNagar	Gundlupet	CHIKKATI	GP	Horse Gram (kulthi/kultha)	RF	664	4	286.58				
57	ChamarajNagar	Gundlupet	HANGALA	GP	Horse Gram (kulthi/kultha)	RF	91	4	242.97				
58	ChamarajNagar	Gundlupet	HOREYALA	GP	Horse Gram (kulthi/kultha)	RF	528			Hobli Level	30	548.16	
59	ChamarajNagar	Gundlupet	HUNDIPURA	GP	Horse Gram (kulthi/kultha)	RF	171	4	250.54				
60	ChamarajNagar	Gundlupet	KABBALLI	GP	Horse Gram (kulthi/kultha)	RF	1150	4	378.41				
61	ChamarajNagar	Gundlupet	KANNEGALA	GP	Horse Gram (kulthi/kultha)	RF	218	4	1446.47				
62	ChamarajNagar	Gundlupet	KELASUR	GP	Horse Gram (kulthi/kultha)	RF	265	4	681.92				
63	ChamarajNagar	Gundlupet	KODASOGE	GP	Horse Gram (kulthi/kultha)	RF	530	4	871.92				
64	ChamarajNagar	Gundlupet	KOOTHANOORU	GP	Horse Gram (kulthi/kultha)	RF	23	4	940.03				
65	ChamarajNagar	Gundlupet	KOTEKERE	GP	Horse Gram (kulthi/kultha)	RF	425	4	590.16				
66	ChamarajNagar	Gundlupet	MANGALA	GP	Horse Gram (kulthi/kultha)	RF	146	4	709.36				

9

Government of Karnataka
Directorate of Economics and Statistics

GP Level Average Yield data for Rabi season 2018-19

S.N	District	Taluk	Insurance Unit (Hobli/ GP)	GP / HOBLI	Crop	IRR_Rf	Area_Sown_Ha	No_CCE_Co nducted	Average Yield(Kg/Ha)	Name_Of_Higher_Level	No_cce Conducted_Higher	Higher average Yield(Kg/Ha)	Neighbouring Yield
67	ChamarajNagar	Gundlupet	MOOKHAHALLI	GP	Horse Gram (kulthi/kultha)	RF	80	4	549.10				
68	ChamarajNagar	Gundlupet	NENEKATTE	GP	Horse Gram (kulthi/kultha)	RF	178	4	476.16				
69	ChamarajNagar	Gundlupet	NITRE	GP	Horse Gram (kulthi/kultha)	RF	860	4	523.47				
70	ChamarajNagar	Gundlupet	PADAGURU	GP	Horse Gram (kulthi/kultha)	RF	350	4	723.39				
71	ChamarajNagar	Gundlupet	PUTTANAPURA	GP	Horse Gram (kulthi/kultha)	RF	181	4	1048.14				
72	ChamarajNagar	Gundlupet	RAGHAVAPURA	GP	Horse Gram (kulthi/kultha)	RF	1150	4	1253.48				
73	ChamarajNagar	Gundlupet	SHINDANAPURA	GP	Horse Gram (kulthi/kultha)	RF	163	4	804.81				
74	ChamarajNagar	Gundlupet	SHIVAPURA	GP	Horse Gram (kulthi/kultha)	RF	173	4	327.96				
75	ChamarajNagar	Gundlupet	SOMAHALLI	GP	Horse Gram (kulthi/kultha)	RF	690	4	585.43				
76	ChamarajNagar	Gundlupet	TERAKANAMBHI	GP	Horse Gram (kulthi/kultha)	RF	85	4	759.81				
77	ChamarajNagar	Gundlupet	VADDAGERE	GP	Horse Gram (kulthi/kultha)	RF	285	4	645.82				

Government of Karnataka
Directorate of Economics and Statistics
GP Level Average Yield data for Rabi season 2018-19

S.N	District	Taluk	Insurance Unit (Hobli/ GP)	GP / HOBLI	Crop	IRR_RF	Area_Sown_Ha	No_CCE_Co nducted	Average Yield(Kg/Ha)	Name_Of_Higher_Level	No_cce Conducted_Higher	Higher average Yield(Kg/Ha)	Neighbouring Yield
78	ChamarajNagar	Kollegala	AJJIPURA	GP	Horse Gram (kulthi/kultha)	RF	250	4	561.31				
79	ChamarajNagar	Kollegala	BANDALLI	GP	Horse Gram (kulthi/kultha)	RF	278	4	1308.66				
80	ChamarajNagar	Kollegala	CHIKKALLURU	GP	Horse Gram (kulthi/kultha)	RF	72	4	512.43				
81	ChamarajNagar	Kollegala	CHIKKAMAALAPURA	GP	Horse Gram (kulthi/kultha)	RF	543	4	567.61				
82	ChamarajNagar	Kollegala	DHANAGERE	GP	Horse Gram (kulthi/kultha)	RF	12	4	605.45				
83	ChamarajNagar	Kollegala	DODDINDUVADI	GP	Horse Gram (kulthi/kultha)	RF	34	4	741.05				
84	ChamarajNagar	Kollegala	ELLEMAALA	GP	Horse Gram (kulthi/kultha)	RF	180	4	105.64				
85	ChamarajNagar	Kollegala	Hannur(ULB)	GP	Horse Gram (kulthi/kultha)	RF	111	4	409.94				
86	ChamarajNagar	Kollegala	HOOGYAM	GP	Horse Gram (kulthi/kultha)	RF	175	4	514.01				
87	ChamarajNagar	Kollegala	KANNURU	GP	Horse Gram (kulthi/kultha)	RF	223	4	133.55				
88	ChamarajNagar	Kollegala	KOUDALLI	GP	Horse Gram (kulthi/kultha)	RF	350			Hobli Level	20	674.83	

Government of Karnataka

Directorate of Economics and Statistics

GP Level Average Yield data for Rabi season 2018-19


S.N	District	Taluk	Insurance Unit (Hobli/ GP)	GP / HOBLI	Crop	IRR_RF	Area_Sown_Ha	No_CCE_Co nducted	Average Yield(Kg/Ha)	Name_Of_Higher_Level	No_cce Conducted_Higher	Higher average Yield(Kg/Ha)	Neighbouring Yield
89	ChamarajNagar	Kollegala	KUNAGALLI	GP	Horse Gram (kulthi/kultha)	RF	7	4	1039.05				
90	ChamarajNagar	Kollegala	KUNTHOORU	GP	Horse Gram (kulthi/kultha)	RF	6	4	178.17				
91	ChamarajNagar	Kollegala	LOKKANAHALLI	GP	Horse Gram (kulthi/kultha)	RF	294	4	108.79				
92	ChamarajNagar	Kollegala	M M HILLS	GP	Horse Gram (kulthi/kultha)	RF	120			Hobli Level	20	674.83	
93	ChamarajNagar	Kollegala	MAARTALLI	GP	Horse Gram (kulthi/kultha)	RF	265	4	510.85				
94	ChamarajNagar	Kollegala	MADHUVINAHALLI	GP	Horse Gram (kulthi/kultha)	RF	55	4	1005.94				
95	ChamarajNagar	Kollegala	MANAGALLI	GP	Horse Gram (kulthi/kultha)	RF	395	4	482.47				
96	ChamarajNagar	Kollegala	MANGALA	GP	Horse Gram (kulthi/kultha)	RF	297	4	476.17				
97	ChamarajNagar	Kollegala	P.G.PAALYA	GP	Horse Gram (kulthi/kultha)	RF	439	4	696.27				
98	ChamarajNagar	Kollegala	PAALYA	GP	Horse Gram (kulthi/kultha)	RF	5	4	662.21				
99	ChamarajNagar	Kollegala	PONNACHI	GP	Horse Gram (kulthi/kultha)	RF	17	4	662.53				

Government of Karnataka

Directorate of Economics and Statistics

GP Level Average Yield data for Rabi season 2018-19

S.N	District	Taluk	Insurance Unit (Hobli/ GP)	GP / HOBLI	Crop	IRR_RF	Area_Sown_Ha	No_CCE_Co nducted	Average Yield(Kg/Ha)	Name_Of_Higher_Level	No_cce Conducted_Higher	Higher average Yield(Kg/Ha)	Neighbouring Yield
100	ChamarajNagar	Kollegala	RAAMAPURA	GP	Horse Gram (kulthi/kultha)	RF	551	4	821.15				
101	ChamarajNagar	Kollegala	SATTEGAALA	GP	Horse Gram (kulthi/kultha)	RF	20	4	561.94				
102	ChamarajNagar	Kollegala	SHAAGYA	GP	Horse Gram (kulthi/kultha)	RF	305	4	696.90				
103	ChamarajNagar	Kollegala	SHETTALLI	GP	Horse Gram (kulthi/kultha)	RF	194	4	977.56				
104	ChamarajNagar	Kollegala	SIDDAIANAPURA	GP	Horse Gram (kulthi/kultha)	RF	0			Hobli Level	8	608.61	
105	ChamarajNagar	Kollegala	SINGANALLURU	GP	Horse Gram (kulthi/kultha)	RF	315	4	772.58				
106	ChamarajNagar	Kollegala	THELLANURU	GP	Horse Gram (kulthi/kultha)	RF	90	4	2238.92				


 Joint Director
 Crop insurance scheme Division
 Directorate of Economics and Statistics



Government of Karnataka
Directorate of Economics and Statistics
GP Level Average Yield data for Rabi season 2018-19

S.N	District	Taluk	Insurance Unit (Hobli/ GP)	GP / HOBLI	Crop	IRR_Rf	Area_Sown_Ha	No_CCE_Co nducted	Average Yield(Kg/Ha)	Name_Of_Higher_Level	No_cce Conducted_Higher	Higher average Yield(Kg/Ha)	Neighbouring Yield
1	Chikkamagaluru	Kadur	ANTHARAGATTE	GP	Bengal Gram	RF	118	4	776.82				
2	Chikkamagaluru	Kadur	ASANDHI	GP	Bengal Gram	RF	113	4	596.10				
3	Chikkamagaluru	Kadur	BALLEKERE	GP	Bengal Gram	RF	107	4	1348.65				
4	Chikkamagaluru	Kadur	BALLIGANUR	GP	Bengal Gram	RF	140			Hobli Level	56	642.57	
5	Chikkamagaluru	Kadur	BANUR	GP	Bengal Gram	RF	4			Hobli Level	36	457.49	
6	Chikkamagaluru	Kadur	BASOOR	GP	Bengal Gram	RF	526	4	774.13				
7	Chikkamagaluru	Kadur	BILUVALA	GP	Bengal Gram	RF	109	4	1035.76				
8	Chikkamagaluru	Kadur	BISILERE	GP	Bengal Gram	RF	136	4	647.35				
9	Chikkamagaluru	Kadur	BISLEAHALLI	GP	Bengal Gram	RF	109	4	501.70				
10	Chikkamagaluru	Kadur	CHEELANAHALLI	GP	Bengal Gram	RF	0			Hobli Level	38	910.69	
11	Chikkamagaluru	Kadur	CHIKKABALLEKERE	GP	Bengal Gram	RF	89	4	687.81				
12	Chikkamagaluru	Kadur	CHIKKADEVANUR	GP	Bengal Gram	RF	0			Hobli Level	36	457.49	

Government of Karnataka
Directorate of Economics and Statistics
GP Level Average Yield data for Rabi season 2018-19

S.N	District	Taluk	Insurance Unit (Hobli/ GP)	GP / HOBLI	Crop	IRR_RF	Area_Sown_Ha	No_CCE_Co nducted	Average Yield(Kg/Ha)	Name_Of_Higher_Level	No_cce Conducted_Higher	Higher average Yield(Kg/Ha)	Neighbouring Yield
13	Chikkamagaluru	Kadur	CHIKKANGALA	GP	Bengal Gram	RF	152	4	613.26				
14	Chikkamagaluru	Kadur	CHOULAHIRIYUR	GP	Bengal Gram	RF	151	4	741.76				
15	Chikkamagaluru	Kadur	DEVANUR	GP	Bengal Gram	RF	68	4	458.54				
16	Chikkamagaluru	Kadur	EMMEDODDI	GP	Bengal Gram	RF	161	4	755.25				
17	Chikkamagaluru	Kadur	GIRIYAPURA	GP	Bengal Gram	RF	632	4	814.58				
18	Chikkamagaluru	Kadur	HIRENALLUR	GP	Bengal Gram	RF	758	4	760.64				
19	Chikkamagaluru	Kadur	HULIKERE	GP	Bengal Gram	RF	83	4	561.04				
20	Chikkamagaluru	Kadur	HULLEHALLI	GP	Bengal Gram	RF	138	4	453.15				
21	Chikkamagaluru	Kadur	JIGANEHALLI	GP	Bengal Gram	RF	137	4	930.57				
22	Chikkamagaluru	Kadur	JODITHIMMAPUR A	GP	Bengal Gram	RF	169	4	674.33				
23	Chikkamagaluru	Kadur	KADUR (RURAL)	GP	Bengal Gram	RF	121	4	248.15				
24	Chikkamagaluru	Kadur	KALKERE	GP	Bengal Gram	RF	144			Hobli Level	18	686.31	

Government of Karnataka
Directorate of Economics and Statistics

GP Level Average Yield data for Rabi season 2018-19

S.N	District	Taluk	Insurance Unit (Hobli/ GP)	GP / HOBLI	Crop	IRR_Rf	Area_Sown_Ha	No_CCE_Co nducted	Average Yield(Kg/Ha)	Name_Of_Higher_Level	No_cce Conducted_Higher	Higher average Yield(Kg/Ha)	Neighbouring Yield
25	Chikkamagaluru	Kadur	KAMANAKERE	GP	Bengal Gram	RF	448	4	795.71				
26	Chikkamagaluru	Kadur	KERESANTE	GP	Bengal Gram	RF	7	4	455.84				
27	Chikkamagaluru	Kadur	MALLESWARA	GP	Bengal Gram	RF	128	4	1823.38				
28	Chikkamagaluru	Kadur	MATHIGATTE	GP	Bengal Gram	RF	99	4	814.59				
29	Chikkamagaluru	Kadur	NAGARALU	GP	Bengal Gram	RF	69	4	412.69				
30	Chikkamagaluru	Kadur	NAGENAHALLI	GP	Bengal Gram	RF	60	4	339.86				
31	Chikkamagaluru	Kadur	NIDAGHATTA	GP	Bengal Gram	RF	66	4	728.27				
32	Chikkamagaluru	Kadur	PATTANAGERE	GP	Bengal Gram	RF	132	4	524.63				
33	Chikkamagaluru	Kadur	PILLENAHALLI	GP	Bengal Gram	RF	72	4	504.66				
34	Chikkamagaluru	Kadur	S.BIDARE	GP	Bengal Gram	RF	63	4	415.38				
35	Chikkamagaluru	Kadur	SAKREPATNA	GP	Bengal Gram	RF	36	4	373.31				
36	Chikkamagaluru	Kadur	SARASWATIPURA	GP	Bengal Gram	RF	38	4	641.96				

Government of Karnataka
Directorate of Economics and Statistics
GP Level Average Yield data for Rabi season 2018-19

S.N	District	Taluk	Insurance Unit (Hobli/ GP)	GP / HOBLI	Crop	IRR RF	Area_Sown_Ha	No_CCE_Conducted	Average Yield(Kg/Ha)	Name_Of_Higher_Level	No_cce_Conducted_Higher	Higher average Yield(Kg/Ha)	Neighbouring Yield
37	Chikkamagaluru	Kadur	TANGLI	GP	Bengal Gram	RF	48	4	873.93				
38	Chikkamagaluru	Kadur	UDUGERE	GP	Bengal Gram	RF	0			Hobli Level	12	504.40	
39	Chikkamagaluru	Kadur	ULIGERE	GP	Bengal Gram	RF	0			Hobli Level	12	504.40	
40	Chikkamagaluru	Kadur	VAKKALAGERE	GP	Bengal Gram	RF	17	4	744.45				
41	Chikkamagaluru	Kadur	YAGATI	GP	Bengal Gram	RF	4			Hobli Level	12	504.40	
42	Chikkamagaluru	Kadur	YALLAMBALASE	GP	Bengal Gram	RF	16	4	388.41				
43	Chikkamagaluru	Kadur	ANNIGERE	GP	Horse Gram (kulthi/kultha)	RF	85			Hobli Level	59	814.12	
44	Chikkamagaluru	Kadur	ANTHARAGATTE	GP	Horse Gram (kulthi/kultha)	RF	115	4	1182.53				
45	Chikkamagaluru	Kadur	ASANDHI	GP	Horse Gram (kulthi/kultha)	RF	83	4	856.15				
46	Chikkamagaluru	Kadur	BALLIGANUR	GP	Horse Gram (kulthi/kultha)	RF	75			Hobli Level	56	848.10	
47	Chikkamagaluru	Kadur	BANUR	GP	Horse Gram (kulthi/kultha)	RF	50	4	657.49				
48	Chikkamagaluru	Kadur	BASOOR	GP	Horse Gram (kulthi/kultha)	RF	90	4	933.41				

Government of Karnataka
Directorate of Economics and Statistics
GP Level Average Yield data for Rabi season 2018-19

S.N	District	Taluk	Insurance Unit (Hobli/ GP)	GP / HOBLI	Crop	IRR_RF	Area_Sown_Ha	No_CCE_Co nducted	Average Yield(Kg/Ha)	Name_Of_Higher_Level	No_cce Conducted_Higher	Higher average Yield(Kg/Ha)	Neighbouring Yield
49	Chikkamagaluru	Kadur	BILUVALA	GP	Horse Gram (kulthi/kultha)	RF	43	4	942.87				
50	Chikkamagaluru	Kadur	BISILERE	GP	Horse Gram (kulthi/kultha)	RF	82	4	1321.28				
51	Chikkamagaluru	Kadur	BISLEAHALLI	GP	Horse Gram (kulthi/kultha)	RF	36			Hobli Level	99	789.99	
52	Chikkamagaluru	Kadur	CHEELANAHALLI	GP	Horse Gram (kulthi/kultha)	RF	28	4	1124.19				
53	Chikkamagaluru	Kadur	CHIKKABALLEKERE	GP	Horse Gram (kulthi/kultha)	RF	156	4	1185.68				
54	Chikkamagaluru	Kadur	CHIKKADEVANUR	GP	Horse Gram (kulthi/kultha)	RF	72	4	759.97				
55	Chikkamagaluru	Kadur	CHIKKANGALA	GP	Horse Gram (kulthi/kultha)	RF	70	4	294.37				
56	Chikkamagaluru	Kadur	CHOULAHIRIYUR	GP	Horse Gram (kulthi/kultha)	RF	166	4	733.17				
57	Chikkamagaluru	Kadur	DEVANUR	GP	Horse Gram (kulthi/kultha)	RF	30	4	643.30				
58	Chikkamagaluru	Kadur	EMMEDODDI	GP	Horse Gram (kulthi/kultha)	RF	86	4	879.80				
59	Chikkamagaluru	Kadur	GANGANAHALLI	GP	Horse Gram (kulthi/kultha)	RF	88	4	1160.45				

(Handwritten signature)

Government of Karnataka

Directorate of Economics and Statistics

GP Level Average Yield data for Rabi season 2018-19

S.N	District	Taluk	Insurance Unit (Hobli/ GP)	GP / HOBLI	Crop	IRR_RF	Area_Sown_Ha	No_CCE_Co nducted	Average Yield(Kg/Ha)	Name_Of_Higher_Level	No_cce Conducted_Higher	Higher average Yield(Kg/Ha)	Neighbouring Yield
60	Chikkamagaluru	Kadur	GARJE	GP	Horse Gram (kulthi/kultha)	RF	45			Hobli Level	36	862.95	
61	Chikkamagaluru	Kadur	GIRIYAPURA	GP	Horse Gram (kulthi/kultha)	RF	107	4	1141.53				
62	Chikkamagaluru	Kadur	HIRENALLUR	GP	Horse Gram (kulthi/kultha)	RF	126	4	936.56				
63	Chikkamagaluru	Kadur	HOCHIHALLI	GP	Horse Gram (kulthi/kultha)	RF	51	4	750.51				
64	Chikkamagaluru	Kadur	HULIKERE	GP	Horse Gram (kulthi/kultha)	RF	20	4	715.82				
65	Chikkamagaluru	Kadur	HULLEHALLI	GP	Horse Gram (kulthi/kultha)	RF	74	4	971.25				
66	Chikkamagaluru	Kadur	JIGANEHALLI	GP	Horse Gram (kulthi/kultha)	RF	31	4	868.76				
67	Chikkamagaluru	Kadur	JODIHOCHIHALLI	GP	Horse Gram (kulthi/kultha)	RF	20	4	793.08				
68	Chikkamagaluru	Kadur	JODITHIMMAPUR A	GP	Horse Gram (kulthi/kultha)	RF	75	4	1220.37				
69	Chikkamagaluru	Kadur	K.BIDARE	GP	Horse Gram (kulthi/kultha)	RF	158	4	1140.74				
70	Chikkamagaluru	Kadur	KADUR (RURAL)	GP	Horse Gram (kulthi/kultha)	RF	38	4	655.91				

Q

Government of Karnataka
Directorate of Economics and Statistics

GP Level Average Yield data for Rabi season 2018-19

S.N	District	Taluk	Insurance Unit (Hobli/ GP)	GP / HOBLI	Crop	IRR_RF	Area_Sown_Ha	No_CCE_Co nducted	Average Yield(Kg/Ha)	Name_Of_Higher_Level	No_cce Conducted_Higher	Higher average Yield(Kg/Ha)	Neighbouring Yield
71	Chikkamagaluru	Kadur	KALKERE	GP	Horse Gram (kulthi/kultha)	RF	94	4	1125.76				
72	Chikkamagaluru	Kadur	KAMANAKERE	GP	Horse Gram (kulthi/kultha)	RF	85	4	739.47				
73	Chikkamagaluru	Kadur	KERESANTE	GP	Horse Gram (kulthi/kultha)	RF	166	4	696.90				
74	Chikkamagaluru	Kadur	MALLESWARA	GP	Horse Gram (kulthi/kultha)	RF	36	4	1065.85				
75	Chikkamagaluru	Kadur	MATHIGATTE	GP	Horse Gram (kulthi/kultha)	RF	28	4	791.50				
76	Chikkamagaluru	Kadur	NAGARALU	GP	Horse Gram (kulthi/kultha)	RF	35	4	829.35				
77	Chikkamagaluru	Kadur	NAGENAHALLI	GP	Horse Gram (kulthi/kultha)	RF	43			Hobli Level	43	685.31	
78	Chikkamagaluru	Kadur	NIDAGHATTA	GP	Horse Gram (kulthi/kultha)	RF	41	4	769.43				
79	Chikkamagaluru	Kadur	NIDUVALLI	GP	Horse Gram (kulthi/kultha)	RF	115	4	731.59				
80	Chikkamagaluru	Kadur	PANCHANAHALLI	GP	Horse Gram (kulthi/kultha)	RF	72	4	728.43				
81	Chikkamagaluru	Kadur	PATTANAGERE	GP	Horse Gram (kulthi/kultha)	RF	34			Hobli Level	40	921.27	

Government of Karnataka

Directorate of Economics and Statistics

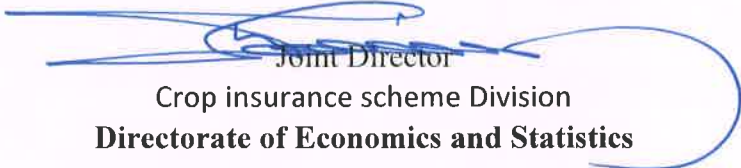
GP Level Average Yield data for Rabi season 2018-19

S.N	District	Taluk	Insurance Unit (Hobli/ GP)	GP / HOBLI	Crop	IRR RF	Area_Sown_Ha	No_CCE_Co nducted	Average Yield(Kg/Ha)	Name_Of_Higher_Level	No_cce Conducted_Higher	Higher average Yield(Kg/Ha)	Neighbouring Yield
82	Chikkamagaluru	Kadur	PILLENHALLI	GP	Horse Gram (kulthi/kultha)	RF	18	4	580.38				
83	Chikkamagaluru	Kadur	PURA	GP	Horse Gram (kulthi/kultha)	RF	70	4	1384.34				
84	Chikkamagaluru	Kadur	S.BIDARE	GP	Horse Gram (kulthi/kultha)	RF	5	4	747.36				
85	Chikkamagaluru	Kadur	S.MADAPURA	GP	Horse Gram (kulthi/kultha)	RF	155	4	517.16				
86	Chikkamagaluru	Kadur	SAKREPATNA	GP	Horse Gram (kulthi/kultha)	RF	6	4	360.12				
87	Chikkamagaluru	Kadur	SARASWATIPURA	GP	Horse Gram (kulthi/kultha)	RF	32	4	854.57				
88	Chikkamagaluru	Kadur	SINGATAGERE	GP	Horse Gram (kulthi/kultha)	RF	136	4	591.89				
89	Chikkamagaluru	Kadur	SOMANAHALLI	GP	Horse Gram (kulthi/kultha)	RF	117	4	674.83				
90	Chikkamagaluru	Kadur	TANGLI	GP	Horse Gram (kulthi/kultha)	RF	39	4	1201.45				
91	Chikkamagaluru	Kadur	THIMLAPURA	GP	Horse Gram (kulthi/kultha)	RF	87	4	802.54				
92	Chikkamagaluru	Kadur	UDUGERE	GP	Horse Gram (kulthi/kultha)	RF	48	4	1182.53				

Government of Karnataka
Directorate of Economics and Statistics

GP Level Average Yield data for Rabi season 2018-19

S.N	District	Taluk	Insurance Unit (Hobli/ GP)	GP / HOBLI	Crop	IRR_Rf	Area_Sown_Ha	No_CCE_Conducted	Average Yield(Kg/Ha)	Name_Of_Higher_Level	No_cce_Conducted_Higher	Higher average Yield(Kg/Ha)	Neighbouring Yield
93	Chikkamagaluru	Kadur	ULIGERE	GP	Horse Gram (kulthi/kultha)	RF	76	4	580.23				
94	Chikkamagaluru	Kadur	V.YARADAKERE	GP	Horse Gram (kulthi/kultha)	RF	93	4	807.27				
95	Chikkamagaluru	Kadur	VAKKALAGERE	GP	Horse Gram (kulthi/kultha)	RF	73	4	534.50				
96	Chikkamagaluru	Kadur	YAGATI	GP	Horse Gram (kulthi/kultha)	RF	62	4	579.91				
97	Chikkamagaluru	Kadur	YALLAMBALASE	GP	Horse Gram (kulthi/kultha)	RF	53	4	657.49				


 Joint Director
 Crop insurance scheme Division
 Directorate of Economics and Statistics

27

Government of Karnataka
Directorate of Economics and Statistics

GP Level Average Yield data for Rabi season 2018-19

S.N	District	Taluk	Insurance Unit (Hobli/ GP)	GP / HOBLI	Crop	IRR_RF	Area_Sown_Ha	No_CCE_Co nducted	Average Yield(Kg/Ha)	Name_Of_Higher_Level	No_cce Conducted_Higher	Higher average Yield(Kg/Ha)	Neighbouring Yield
1	Chitradurga	Challakere	ABBENAHALLI	GP	Bengal Gram	RF	0					217.40	Y
2	Chitradurga	Challakere	BELAGERE	GP	Bengal Gram	RF	14	4	441.28				
3	Chitradurga	Challakere	BUDNAHATTI	GP	Bengal Gram	RF	0			Hobli Level	26	261.14	
4	Chitradurga	Challakere	CHENNAMMANAGATHIHALLI	GP	Bengal Gram	RF	0			Hobli Level	30	415.54	
5	Chitradurga	Challakere	CHOWLURU	GP	Bengal Gram	RF	0			Hobli Level	4	441.28	
6	Chitradurga	Challakere	DEVARAMARIKUNTE	GP	Bengal Gram	RF	15			Hobli Level	30	291.16	
7	Chitradurga	Challakere	DEVAREDDIHALLI	GP	Bengal Gram	RF	1			Taluk Level	34	259.23	
8	Chitradurga	Challakere	DODDACHELLUR	GP	Bengal Gram	RF	0			Hobli Level	4	441.28	
9	Chitradurga	Challakere	DODDERI	GP	Bengal Gram	RF	1			Hobli Level	26	261.14	
10	Chitradurga	Challakere	GOPANAHALLI	GP	Bengal Gram	RF	56	4	334.46				
11	Chitradurga	Challakere	GOWDAGERE	GP	Bengal Gram	RF	35	4	64.74				
12	Chitradurga	Challakere	JAJURU	GP	Bengal Gram	RF	0			Hobli Level	4	441.28	

97

Government of Karnataka
Directorate of Economics and Statistics
GP Level Average Yield data for Rabi season 2018-19

S.N	District	Taluk	Insurance Unit (Hobli/ GP)	GP / HOBLI	Crop	IRR_RF	Area_Sown_Ha	No_CCE_Co nducted	Average Yield(Kg/Ha)	Name_Of_Higher_Level	No_cce Conducted_Higher	Higher average Yield(Kg/Ha)	Neighbouring Yield
13	Chitradurga	Challakere	MEERASABIHALLI	GP	Bengal Gram	RF	2			Hobli Level	26	261.14	
14	Chitradurga	Challakere	NAGARENGERE	GP	Bengal Gram	RF	41	4	281.33				
15	Chitradurga	Challakere	NANNIVALA	GP	Bengal Gram	RF	10			Hobli Level	26	261.14	
16	Chitradurga	Challakere	NERALAGUNTE	GP	Bengal Gram	RF	0			Hobli Level	4	64.74	
17	Chitradurga	Challakere	PAGADALABANDE	GP	Bengal Gram	RF	0			Hobli Level	4	441.28	
18	Chitradurga	Challakere	RAMAJOGIHALLI	GP	Bengal Gram	RF	81	4	209.58				
19	Chitradurga	Challakere	RENUKAPURA	GP	Bengal Gram	RF	0			Hobli Level	4	441.28	
20	Chitradurga	Challakere	S.MAHADEVAPURA	GP	Bengal Gram	RF	0			Hobli Level	4	64.74	
21	Chitradurga	Challakere	SANIKERE	GP	Bengal Gram	RF	258	4	300.21				
22	Chitradurga	Challakere	SIDDESWARANADURGA	GP	Bengal Gram	RF	0			Hobli Level	4	441.28	
23	Chitradurga	Challakere	SOMAGUDDU	GP	Bengal Gram	RF	671	4	148.35				
24	Chitradurga	Challakere	THALAKU	GP	Bengal Gram	RF	0			Hobli Level	4	441.28	

91

Government of Karnataka
Directorate of Economics and Statistics

GP Level Average Yield data for Rabi season 2018-19

S.N	District	Taluk	Insurance Unit (Hobli/ GP)	GP / HOBLI	Crop	IRR_RF	Area Sown_Ha	No_CCE_Co nducted	Average Yield(Kg/Ha)	Name_Of_Higher_Level	No_cce Conducted_Higher	Higher average Yield(Kg/Ha)	Neighbouring Yield
25	Chitradurga	Challakere	THIMMANNANAY AKANAKOTE	GP	Bengal Gram	RF	0			Hobli Level	4	441.28	
26	Chitradurga	Challakere	THIMMAPPAYAN AHALLI	GP	Bengal Gram	RF	0			Hobli Level	4	64.74	
27	Chitradurga	Challakere	CHENNAMMANAG ATHIHALLI	GP	Sorghum (Jowar/Great Millet)	RF	0			Hobli Level	24	143.62	
28	Chitradurga	Challakere	CHOWLURU	GP	Sorghum (Jowar/Great Millet)	RF	1	4	118.81				
29	Chitradurga	Challakere	DEVAREDDIHALLI	GP	Sorghum (Jowar/Great Millet)	RF	1			Taluk Level	31	251.61	
30	Chitradurga	Challakere	DODDACHELLUR	GP	Sorghum (Jowar/Great Millet)	RF	2			Hobli Level	6	111.47	
31	Chitradurga	Challakere	DODDAULLARTHI	GP	Sorghum (Jowar/Great Millet)	RF	0			Taluk Level	31	251.61	
32	Chitradurga	Challakere	GOPANAHALLI	GP	Sorghum (Jowar/Great Millet)	RF	14	4	572.04				
33	Chitradurga	Challakere	GOWDAGERE	GP	Sorghum (Jowar/Great Millet)	RF	14	4	220.02				
34	Chitradurga	Challakere	JAJURU	GP	Sorghum (Jowar/Great Millet)	RF	1			Hobli Level	6	111.47	
35	Chitradurga	Challakere	MALLURAHALLI	GP	Sorghum (Jowar/Great Millet)	RF	6			Hobli Level	7	153.38	
36	Chitradurga	Challakere	NAGARENGERE	GP	Sorghum (Jowar/Great Millet)	RF	12			Hobli Level	18	336.53	

Government of Karnataka
Directorate of Economics and Statistics
GP Level Average Yield data for Rabi season 2018-19

S.N	District	Taluk	Insurance Unit (Hobli/ GP)	GP / HOBLI	Crop	IRR_Rf	Area_Sown_Ha	No_CCE_Co nducted	Average Yield(Kg/Ha)	Name_Of_Higher_Level	No_cce Conducted_Higher	Higher average Yield(Kg/Ha)	Neighbouring Yield
37	Chitradurga	Challakere	NERALAGUNTE	GP	Sorghum (Jowar/Great Millet)	RF	0			Hobli Level	7	153.38	
38	Chitradurga	Challakere	OBALAPURA	GP	Sorghum (Jowar/Great Millet)	RF	0			Taluk Level	31	251.61	
39	Chitradurga	Challakere	PAGADALABANDE	GP	Sorghum (Jowar/Great Millet)	RF	2			Hobli Level	6	111.47	
40	Chitradurga	Challakere	RAMAJOGIHALLI	GP	Sorghum (Jowar/Great Millet)	RF	12	4	308.02				
41	Chitradurga	Challakere	RENUKAPURA	GP	Sorghum (Jowar/Great Millet)	RF	0			Hobli Level	6	111.47	
42	Chitradurga	Challakere	SANIKERE	GP	Sorghum (Jowar/Great Millet)	RF	76	4	163.47				
43	Chitradurga	Challakere	SOMAGUDDU	GP	Sorghum (Jowar/Great Millet)	RF	30	4	265.56				
44	Chitradurga	Challakere	THIMMANNANAYAKANAKOTE	GP	Sorghum (Jowar/Great Millet)	RF	1			Hobli Level	6	111.47	
45	Chitradurga	Chitradurga	ALGATTA	GP	Bengal Gram	RF	70	4	329.07				
46	Chitradurga	Chitradurga	ANNEHAL	GP	Bengal Gram	RF	77	4	455.84				
47	Chitradurga	Chitradurga	BELAGATTA	GP	Bengal Gram	RF	3152	4	226.57				
48	Chitradurga	Chitradurga	BHARAMASAGARA	GP	Bengal Gram	RF	12	4	453.15				

Government of Karnataka
Directorate of Economics and Statistics

GP Level Average Yield data for Rabi season 2018-19

S.N	District	Taluk	Insurance Unit (Hobli/ GP)	GP / HOBLI	Crop	IRR_Rf	Area_Sown_Ha	No_CCE_Co nducted	Average Yield(Kg/Ha)	Name_Of_Higher_Level	No_cce Conducted_Higher	Higher average Yield(Kg/Ha)	Neighbouring Yield
49	Chitradurga	Chitradurga	BHEEMASAMUDR A	GP	Bengal Gram	RF	6			Hobli Level	22	384.49	
50	Chitradurga	Chitradurga	BOMMENAHALLI	GP	Bengal Gram	RF	10	4	401.90				
51	Chitradurga	Chitradurga	CHIKKABENNURU	GP	Bengal Gram	RF	60	4	469.33				
52	Chitradurga	Chitradurga	CHIKKAGONDAN AHALLI	GP	Bengal Gram	RF	1260	4	221.18				
53	Chitradurga	Chitradurga	D.S.HALLI	GP	Bengal Gram	RF	1153	4	269.73				
54	Chitradurga	Chitradurga	DYAMAVVANAHA LLI	GP	Bengal Gram	RF	48/1	4	506.82				
55	Chitradurga	Chitradurga	G.R.HALLI	GP	Bengal Gram	RF	40	4	490.91				
56	Chitradurga	Chitradurga	GONURU	GP	Bengal Gram	RF	589	4	366.03				
57	Chitradurga	Chitradurga	HIREGUNTANOO R	GP	Bengal Gram	RF	22	4	240.06				
58	Chitradurga	Chitradurga	HULLURU	GP	Bengal Gram	RF	18	4	555.65				
59	Chitradurga	Chitradurga	INGALDAL	GP	Bengal Gram	RF	374	4	268.38				
60	Chitradurga	Chitradurga	IYYANHALLI	GP	Bengal Gram	RF	0			Hobli Level	22	384.49	

Government of Karnataka

Directorate of Economics and Statistics

GP Level Average Yield data for Rabi season 2018-19

S.N	District	Taluk	Insurance Unit (Hobli/ GP)	GP / HOBLI	Crop	IRR RF	Area Sown Ha	No_CCE_Conducted	Average Yield(Kg/Ha)	Name_Of_Higher_Level	No_cce_Conducted_Higher	Higher average Yield(Kg/Ha)	Neighbouring Yield
61	Chitradurga	Chitradurga	J.N KOTE	GP	Bengal Gram	RF	524	4	131.63				
62	Chitradurga	Chitradurga	JANAKONDA	GP	Bengal Gram	RF	2	4	346.06				
63	Chitradurga	Chitradurga	KALAGERE	GP	Bengal Gram	RF	0			Hobli Level	17	363.02	
64	Chitradurga	Chitradurga	KOGUNDE	GP	Bengal Gram	RF	17			Hobli Level	17	363.02	
65	Chitradurga	Chitradurga	KOLAHAL	GP	Bengal Gram	RF	0			Hobli Level	17	363.02	
66	Chitradurga	Chitradurga	KUNABEVU	GP	Bengal Gram	RF	2102	4	550.25				
67	Chitradurga	Chitradurga	LAKSHMISAGARA	GP	Bengal Gram	RF	14	4	353.35				
68	Chitradurga	Chitradurga	M.K.HATTI	GP	Bengal Gram	RF	0			Hobli Level	62	370.93	
69	Chitradurga	Chitradurga	MADAKARIPURA	GP	Bengal Gram	RF	160	4	393.00				
70	Chitradurga	Chitradurga	MADANAYAKANA HALLI	GP	Bengal Gram	RF	801	4	318.28				
71	Chitradurga	Chitradurga	MEDEHALLI	GP	Bengal Gram	RF	0			Hobli Level	40	357.37	
72	Chitradurga	Chitradurga	MUDDAPURA	GP	Bengal Gram	RF	335	4	181.80				

Government of Karnataka
Directorate of Economics and Statistics

GP Level Average Yield data for Rabi season 2018-19

S.N	District	Taluk	Insurance Unit (Hobli/ GP)	GP / HOBLI	Crop	IRR_Rf	Area_Sown_Ha	No_CCE_Co nducted	Average Yield(Kg/Ha)	Name_Of_Higher_Level	No_cce Conducted_Higher	Higher average Yield(Kg/Ha)	Neighbouring Yield
73	Chitradurga	Chitradurga	SIDDAPURA	GP	Bengal Gram	RF	0			Hobli Level	40	357.37	
74	Chitradurga	Chitradurga	SIRIGERE	GP	Bengal Gram	RF	11			Hobli Level	17	363.02	
75	Chitradurga	Chitradurga	SONDEKOLA	GP	Bengal Gram	RF	71	4	345.26				
76	Chitradurga	Chitradurga	TURUVANOOOR	GP	Bengal Gram	RF	5725	4	248.15				
77	Chitradurga	Chitradurga	YALAGODU	GP	Bengal Gram	RF	147	4	377.62				
78	Chitradurga	Hiiriyur	ABBINAHOLE	GP	Bengal Gram	RF	22	4	291.31				
79	Chitradurga	Hiiriyur	ADIVALA	GP	Bengal Gram	RF	1			Hobli Level	38	272.24	
80	Chitradurga	Hiiriyur	BABBUR	GP	Bengal Gram	RF	1	4	248.15				
81	Chitradurga	Hiiriyur	BURUJINAROPPA	GP	Bengal Gram	RF	412	4	350.65				
82	Chitradurga	Hiiriyur	DHARMAPURA	GP	Bengal Gram	RF	0			Hobli Level	12	329.70	
83	Chitradurga	Hiiriyur	DINDAVARA	GP	Bengal Gram	RF	1	4	226.57				
84	Chitradurga	Hiiriyur	ESHWARAGERE	GP	Bengal Gram	RF	1	4	264.34				

Government of Karnataka

Directorate of Economics and Statistics

GP Level Average Yield data for Rabi season 2018-19

S.N	District	Taluk	Insurance Unit (Hobli/ GP)	GP / HOBLI	Crop	IRR_RF	Area_Sown_Ha	No_CCE_Co nducted	Average Yield(Kg/Ha)	Name_Of_Higher_Level	No_cce Conducted_Higher	Higher average Yield(Kg/Ha)	Neighbouring Yield
85	Chitradurga	Hiiriyur	GANNAYAKANAH ALLI	GP	Bengal Gram	RF	337	4	480.12				
86	Chitradurga	Hiiriyur	GOWDANAHALLI	GP	Bengal Gram	RF	41			Hobli Level	17	283.69	
87	Chitradurga	Hiiriyur	HARIYABBE	GP	Bengal Gram	RF	0			Hobli Level	12	329.70	
88	Chitradurga	Hiiriyur	HARTHIKOTE	GP	Bengal Gram	RF	185	4	561.04				
89	Chitradurga	Hiiriyur	HOSAYALANADU	GP	Bengal Gram	RF	0			Hobli Level	21	260.79	
90	Chitradurga	Hiiriyur	IKKANURU	GP	Bengal Gram	RF	2			Hobli Level	12	329.70	
91	Chitradurga	Hiiriyur	IMANGALA	GP	Bengal Gram	RF	2239	4	189.35				
92	Chitradurga	Hiiriyur	JAVANAGONDAN AHALLI	GP	Bengal Gram	RF	1			Hobli Level	17	283.69	
93	Chitradurga	Hiiriyur	KANAJANAHALLI	GP	Bengal Gram	RF	0			Hobli Level	12	329.70	
94	Chitradurga	Hiiriyur	KARIYALA	GP	Bengal Gram	RF	1			Hobli Level	17	283.69	
95	Chitradurga	Hiiriyur	KASTHURIRANGA PPAHALLI	GP	Bengal Gram	RF	1			Hobli Level	38	276.06	
96	Chitradurga	Hiiriyur	KHANDENAHALLI	GP	Bengal Gram	RF	0			Hobli Level	12	329.70	

Government of Karnataka
Directorate of Economics and Statistics

GP Level Average Yield data for Rabi season 2018-19

S.N	District	Taluk	Insurance Unit (Hobli/ GP)	GP / HOBLI	Crop	IRR_RF	Area_Sown_Ha	No_CCE_Co nducted	Average Yield(Kg/Ha)	Name_Of_Higher_Level	No_cce Conducted_Higher	Higher average Yield(Kg/Ha)	Neighbouring Yield
97	Chitradurga	Hiiriyur	KUNIKERE	GP	Bengal Gram	RF	106	4	226.58				
98	Chitradurga	Hiiriyur	M.D.KOTE	GP	Bengal Gram	RF	1341	4	237.36				
99	Chitradurga	Hiiriyur	MARADIHALLI	GP	Bengal Gram	RF	722	4	542.16				
100	Chitradurga	Hiiriyur	MASKAL	GP	Bengal Gram	RF	1	4	369.53				
101	Chitradurga	Hiiriyur	METIKURKE	GP	Bengal Gram	RF	2607	4	418.08				
102	Chitradurga	Hiiriyur	P.D.KOTE	GP	Bengal Gram	RF	0			Hobli Level	12	329.70	
103	Chitradurga	Hiiriyur	RANGANATHAPU RA	GP	Bengal Gram	RF	0			Hobli Level	17	283.69	
104	Chitradurga	Hiiriyur	RANGENAHALLI	GP	Bengal Gram	RF	1	4	501.70				
105	Chitradurga	Hiiriyur	SURAGONDANAH ALLI	GP	Bengal Gram	RF	1081	4	308.14				
106	Chitradurga	Hiiriyur	UDUVALLI	GP	Bengal Gram	RF	11	4	245.45				
107	Chitradurga	Hiiriyur	VANIVILASAPURA	GP	Bengal Gram	RF	301	4	279.44				
108	Chitradurga	Hiiriyur	YALLADAKERE	GP	Bengal Gram	RF	311			Hobli Level	17	283.69	

Government of Karnataka

Directorate of Economics and Statistics

GP Level Average Yield data for Rabi season 2018-19

S.N	District	Taluk	Insurance Unit (Hobli/ GP)	GP / HOBLI	Crop	IRR_RF	Area_Sown_Ha	No_CCE_Co nducted	Average Yield(Kg/Ha)	Name_Of_Higher_Level	No_cce Conducted_Higher	Higher average Yield(Kg/Ha)	Neighbouring Yield
109	Chitradurga	Hiiriyur	YARABALLI	GP	Bengal Gram	RF	1116	4	283.22				
110	Chitradurga	Hiiriyur	ABBINAHOLE	GP	Sorghum (Jowar/Great Millet)	RF	1			Hobli Level	4	440.91	
111	Chitradurga	Hiiriyur	ADIVALA	GP	Sorghum (Jowar/Great Millet)	RF	1			Hobli Level	30	288.11	
112	Chitradurga	Hiiriyur	BABBUR	GP	Sorghum (Jowar/Great Millet)	RF	1	4	110.01				
113	Chitradurga	Hiiriyur	BURUJINAROPPA	GP	Sorghum (Jowar/Great Millet)	RF	1	4	523.64				
114	Chitradurga	Hiiriyur	DHARMAPURA	GP	Sorghum (Jowar/Great Millet)	RF	0			Hobli Level	4	440.91	
115	Chitradurga	Hiiriyur	DINDAVARA	GP	Sorghum (Jowar/Great Millet)	RF	0			Hobli Level	12	339.56	
116	Chitradurga	Hiiriyur	ESHWARAGERE	GP	Sorghum (Jowar/Great Millet)	RF	1			Hobli Level	16	415.57	
117	Chitradurga	Hiiriyur	GANNAYAKANAH ALLI	GP	Sorghum (Jowar/Great Millet)	RF	1	4	695.25				
118	Chitradurga	Hiiriyur	GOWDANAHALLI	GP	Sorghum (Jowar/Great Millet)	RF	0			Hobli Level	12	339.56	
119	Chitradurga	Hiiriyur	HARIYABBE	GP	Sorghum (Jowar/Great Millet)	RF	0			Hobli Level	4	440.91	

(A)

Government of Karnataka
Directorate of Economics and Statistics

GP Level Average Yield data for Rabi season 2018-19

S.N	District	Taluk	Insurance Unit (Hobli/ GP)	GP / HOBLI	Crop	IRR_RF	Area Sown_Ha	No_CCE_Co nducted	Average Yield(Kg/Ha)	Name_Of_Higher_Level	No_cce Conducted_Higher	Higher average Yield(Kg/Ha)	Neighbouring Yield
120	Chitradurga	Hiiriyur	HARTHIKOTE	GP	Sorghum (Jowar/Great Millet)	RF	1	4	330.02				
121	Chitradurga	Hiiriyur	HOSAYALANADU	GP	Sorghum (Jowar/Great Millet)	RF	1			Hobli Level	18	236.66	
122	Chitradurga	Hiiriyur	IKKANURU	GP	Sorghum (Jowar/Great Millet)	RF	0			Hobli Level	4	440.91	
123	Chitradurga	Hiiriyur	IMANGALA	GP	Sorghum (Jowar/Great Millet)	RF	1	4	822.86				
124	Chitradurga	Hiiriyur	JAVANAGONDAN AHALLI	GP	Sorghum (Jowar/Great Millet)	RF	1	4	380.63				
125	Chitradurga	Hiiriyur	KANAJANAHALLI	GP	Sorghum (Jowar/Great Millet)	RF	0			Hobli Level	4	440.91	
126	Chitradurga	Hiiriyur	KARIYALA	GP	Sorghum (Jowar/Great Millet)	RF	1	4	202.42				
127	Chitradurga	Hiiriyur	KASTHURIRANGA PPAHALLI	GP	Sorghum (Jowar/Great Millet)	RF	1	4	294.82				
128	Chitradurga	Hiiriyur	KHANDENAHALLI	GP	Sorghum (Jowar/Great Millet)	RF	0					741.01	Y
129	Chitradurga	Hiiriyur	KUNIKERE	GP	Sorghum (Jowar/Great Millet)	RF	1	4	194.59				
130	Chitradurga	Hiiriyur	M.D.KOTE	GP	Sorghum (Jowar/Great Millet)	RF	1	4	264.02				
131	Chitradurga	Hiiriyur	MARADIHALLI	GP	Sorghum (Jowar/Great Millet)	RF	1	4	455.43				

Government of Karnataka

Directorate of Economics and Statistics

GP Level Average Yield data for Rabi season 2018-19

S.N	District	Taluk	Insurance Unit (Hobli/ GP)	GP / HOBLI	Crop	IRR RF	Area Sown Ha	No_CCE_Conducted	Average Yield(Kg/Ha)	Name_Of_Higher_Level	No_cce_Conducted_Higher	Higher average Yield(Kg/Ha)	Neighbouring Yield
132	Chitradurga	Hiiriyur	MASKAL	GP	Sorghum (Jowar/Great Millet)	RF	0			Hobli Level	18	236.66	
133	Chitradurga	Hiiriyur	METIKURKE	GP	Sorghum (Jowar/Great Millet)	RF	1			Hobli Level	32	545.80	
134	Chitradurga	Hiiriyur	P.D.KOTE	GP	Sorghum (Jowar/Great Millet)	RF	1			Hobli Level	4	440.91	
135	Chitradurga	Hiiriyur	RANGANATHAPURA	GP	Sorghum (Jowar/Great Millet)	RF	0			Hobli Level	12	339.56	
136	Chitradurga	Hiiriyur	RANGENAHALLI	GP	Sorghum (Jowar/Great Millet)	RF	0			Hobli Level	4	440.91	
137	Chitradurga	Hiiriyur	SURAGONDANAHALLI	GP	Sorghum (Jowar/Great Millet)	RF	1	4	804.38				
138	Chitradurga	Hiiriyur	UDUVALLI	GP	Sorghum (Jowar/Great Millet)	RF	1	4	501.64				
139	Chitradurga	Hiiriyur	VANIVILASAPURA	GP	Sorghum (Jowar/Great Millet)	RF	1			Hobli Level	18	236.66	
140	Chitradurga	Hiiriyur	YALLADAKERE	GP	Sorghum (Jowar/Great Millet)	RF	0			Hobli Level	12	339.56	
141	Chitradurga	Hiiriyur	YARABALLI	GP	Sorghum (Jowar/Great Millet)	RF	1			Hobli Level	32	545.80	
142	Chitradurga	Holalkere	ADANUR	GP	Bengal Gram	RF	0			Hobli Level	12	748.05	
143	Chitradurga	Holalkere	ANDANURU	GP	Bengal Gram	RF	11	4	677.56				

Government of Karnataka
Directorate of Economics and Statistics

GP Level Average Yield data for Rabi season 2018-19

S.N	District	Taluk	Insurance Unit (Hobli/ GP)	GP / HOBLI	Crop	IRR_RF	Area_Sown_Ha	No_CCE_Co nducted	Average Yield(Kg/Ha)	Name_Of_Higher_Level	No_cce Conducted_Higher	Higher average Yield(Kg/Ha)	Neighbouring Yield
144	Chitradurga	Holalkere	AREHALLI	GP	Bengal Gram	RF	10	4	965.63				
145	Chitradurga	Holalkere	BIDARAKERE	GP	Bengal Gram	RF	15	4	625.78				
146	Chitradurga	Holalkere	DUMMY	GP	Bengal Gram	RF	187	4	1149.65				
147	Chitradurga	Holalkere	GANGASAMUDRA	GP	Bengal Gram	RF	38	4	534.07				
148	Chitradurga	Holalkere	GUNDERI	GP	Bengal Gram	RF	26	4	744.46				
149	Chitradurga	Holalkere	H.D.PURA	GP	Bengal Gram	RF	3	4	825.38				
150	Chitradurga	Holalkere	MALLADHIHALLI	GP	Bengal Gram	RF	42	4	1089.71				
151	Chitradurga	Holalkere	MUTHUGADURU	GP	Bengal Gram	RF	0			Hobli Level	4	677.56	
152	Chitradurga	Holalkere	N.G.HALLI	GP	Bengal Gram	RF	10	4	561.04				
153	Chitradurga	Holalkere	R.NULENURU	GP	Bengal Gram	RF	73	4	566.43				
154	Chitradurga	Holalkere	RAMAGIRI	GP	Bengal Gram	RF	119	4	485.51				
155	Chitradurga	Holalkere	SHIVAPURA	GP	Bengal Gram	RF	40	4	534.07				

Government of Karnataka

Directorate of Economics and Statistics


GP Level Average Yield data for Rabi season 2018-19

S.N	District	Taluk	Insurance Unit (Hobli/ GP)	GP / HOBLI	Crop	IRR RF	Area Sown Ha	No_CCE_Conducted	Average Yield(Kg/Ha)	Name_Of_Higher_Level	No_cce_Conducted_Higher	Higher average Yield(Kg/Ha)	Neighbouring Yield
156	Chitradurga	Holalkere	T.NULENURU	GP	Bengal Gram	RF	5	4	1003.40				
157	Chitradurga	Holalkere	TALIKATTE	GP	Bengal Gram	RF	67	4	1483.52				
158	Chitradurga	Holalkere	TEKALAVATTI	GP	Bengal Gram	RF	9	4	730.32				
159	Chitradurga	Holalkere	TUPPADHALLI	GP	Bengal Gram	RF	11	4	428.57				
160	Chitradurga	Holalkere	UPPARIGENAHALLI	GP	Bengal Gram	RF	70	4	440.15				
161	Chitradurga	Holalkere	VISHWANATHAN AHALLI	GP	Bengal Gram	RF	0			Hobli Level	12	748.05	
162	Chitradurga	Molakalmur	B.G.KERE	GP	Maize (Makka)	IRR	13			Hobli Level	16	3102.60	
163	Chitradurga	Molakalmur	DEVASAMUDRA	GP	Maize (Makka)	IRR	19	4	3674.30				
164	Chitradurga	Molakalmur	HANAGAL	GP	Maize (Makka)	IRR	4			Hobli Level	16	3102.60	
165	Chitradurga	Molakalmur	HIREHALLI	GP	Maize (Makka)	IRR	7			Hobli Level	16	3102.60	
166	Chitradurga	Molakalmur	J.B.HALLI	GP	Maize (Makka)	IRR	30	4	3108.83				
167	Chitradurga	Molakalmur	KONASAGARA	GP	Maize (Makka)	IRR	28			Hobli Level	16	3102.60	

Government of Karnataka
Directorate of Economics and Statistics

GP Level Average Yield data for Rabi season 2018-19

S.N	District	Taluk	Insurance Unit (Hobli/ GP)	GP / HOBLI	Crop	IRR_RF	Area_Sown_Ha	No_CCE_Co nducted	Average Yield(Kg/Ha)	Name_Of_Higher_Level	No_cce Conducted_Higher	Higher average Yield(Kg/Ha)	Neighbouring Yield
168	Chitradurga	Molakalmur	RAMPURA	GP	Maize (Makka)	IRR	6	4	2590.69				
169	Chitradurga	Molakalmur	RAYAPURA	GP	Maize (Makka)	IRR	13	4	3098.87				
170	Chitradurga	Molakalmur	TAMMENAHALI	GP	Maize (Makka)	IRR	9			Hobli Level	15	2943.82	
171	Chitradurga	Molakalmur	TUMAKURLAHALL	GP	Maize (Makka)	IRR	14	4	2705.28				


 Joint Director
 Crop insurance scheme Division
 Directorate of Economics and Statistics



Government of Karnataka
Directorate of Economics and Statistics
GP Level Average Yield data for Rabi season 2018-19

S.N	District	Taluk	Insurance Unit (Hobli/ GP)	GP / HOBLI	Crop	IRR RF	Area_Sown_Ha	No_CCE_Co nducted	Average Yield(Kg/Ha)	Name_Of_Higher_Level	No_cce Conducted_Higher	Higher average Yield(Kg/Ha)	Neighbouring Yield
1	DakshinaKannada	Bantwal	ALIKE	GP	PADDY	IRR	0			Hobli Level	30	4229.12	
2	DakshinaKannada	Bantwal	AMTADY	GP	PADDY	IRR	14	4	4524.82				
3	DakshinaKannada	Bantwal	ANANTHADY	GP	PADDY	IRR	53			Hobli Level	30	4229.12	
4	DakshinaKannada	Bantwal	ARALA	GP	PADDY	IRR	14	4	4617.00				
5	DakshinaKannada	Bantwal	BADAGABELLUR	GP	PADDY	IRR	1			Hobli Level	59	4653.81	
6	DakshinaKannada	Bantwal	BADAGAKAJEKAR	GP	PADDY	IRR	10	4	2601.77				
7	DakshinaKannada	Bantwal	BALEPUNI	GP	PADDY	IRR	10			Hobli Level	59	4653.81	
8	DakshinaKannada	Bantwal	BALTHILA	GP	PADDY	IRR	37	4	5186.79				
9	DakshinaKannada	Bantwal	Bantwal (ULB)	GP	PADDY	IRR	5	4	5637.59				
10	DakshinaKannada	Bantwal	BARIMARU	GP	PADDY	IRR	17	4	5614.13				
11	DakshinaKannada	Bantwal	BOLANTHURU	GP	PADDY	IRR	0			Hobli Level	30	4229.12	
12	DakshinaKannada	Bantwal	CHENNAITHODI	GP	PADDY	IRR	82	4	3825.15				

Government of Karnataka
Directorate of Economics and Statistics
GP Level Average Yield data for Rabi season 2018-19

S.N	District	Taluk	Insurance Unit (Hobli/ GP)	GP / HOBLI	Crop	IRR_RF	Area_Sown_Ha	No_CCE_Co nducted	Average Yield(Kg/Ha)	Name_Of_Higher_Level	No_cce Conducted_Higher	Higher average Yield(Kg/Ha)	Neighbouring Yield
13	DakshinaKannada	Bantwal	GOLTHAMAJAL	GP	PADDY	IRR	26	4	5162.99				
14	DakshinaKannada	Bantwal	IDKIDU	GP	PADDY	IRR	0			Hobli Level	30	4229.12	
15	DakshinaKannada	Bantwal	IRA	GP	PADDY	IRR	0			Hobli Level	59	4653.81	
16	DakshinaKannada	Bantwal	IRVATHUR	GP	PADDY	IRR	19	4	2262.41				
17	DakshinaKannada	Bantwal	KADESHWALYA	GP	PADDY	IRR	31	4	4022.07				
18	DakshinaKannada	Bantwal	KALLIGE	GP	PADDY	IRR	2	4	5865.51				
19	DakshinaKannada	Bantwal	KANYANA	GP	PADDY	IRR	44	4	5739.82				
20	DakshinaKannada	Bantwal	KARIANGALA	GP	PADDY	IRR	17			Hobli Level	59	4653.81	
21	DakshinaKannada	Bantwal	KAROPADI	GP	PADDY	IRR	0			Hobli Level	30	4229.12	
22	DakshinaKannada	Bantwal	KAVALAPADURU	GP	PADDY	IRR	44	4	4449.41				
23	DakshinaKannada	Bantwal	KEDILA	GP	PADDY	IRR	0			Hobli Level	30	4229.12	
24	DakshinaKannada	Bantwal	KEPU	GP	PADDY	IRR	45	4	4336.29				

**Government of Karnataka
Directorate of Economics and Statistics**

GP Level Average Yield data for Rabi season 2018-19

S.N	District	Taluk	Insurance Unit (Hobli/ GP)	GP / HOBLI	Crop	IRR_RF	Area_Sown_Ha	No_CCE_Co nducted	Average Yield(Kg/Ha)	Name_Of_Higher_Level	No_cce Conducted_Higher	Higher average Yield(Kg/Ha)	Neighbouring Yield
25	DakshinaKannada	Bantwal	KOLNADU	GP	PADDY	IRR	0			Hobli Level	30	4229.12	
26	DakshinaKannada	Bantwal	KUKKIPADI	GP	PADDY	IRR	26	4	3770.69				
27	DakshinaKannada	Bantwal	KURNAD	GP	PADDY	IRR	22	4	2679.70				
28	DakshinaKannada	Bantwal	MANCHI	GP	PADDY	IRR	0			Hobli Level	59	4653.81	
29	DakshinaKannada	Bantwal	MANI	GP	PADDY	IRR	7	4	2530.97				
30	DakshinaKannada	Bantwal	MANILA	GP	PADDY	IRR	0			Hobli Level	30	4229.12	
31	DakshinaKannada	Bantwal	MANINALKUR	GP	PADDY	IRR	23	4	4105.86				
32	DakshinaKannada	Bantwal	MERAMAJALU	GP	PADDY	IRR	2			Hobli Level	59	4653.81	
33	DakshinaKannada	Bantwal	NARIKOMBU	GP	PADDY	IRR	38	4	4251.66				
34	DakshinaKannada	Bantwal	NARINGANA	GP	PADDY	IRR	0			Hobli Level	59	4653.81	
35	DakshinaKannada	Bantwal	NAVOORU	GP	PADDY	IRR	0			Hobli Level	49	3877.50	
36	DakshinaKannada	Bantwal	NETLAMUDNUR	GP	PADDY	IRR	10			Hobli Level	30	4229.12	

Government of Karnataka

Directorate of Economics and Statistics

GP Level Average Yield data for Rabi season 2018-19

S.N	District	Taluk	Insurance Unit (Hobli/ GP)	GP / HOBLI	Crop	IRR_RF	Area_Sown_Ha	No_CCE_Co nducted	Average Yield(Kg/Ha)	Name_Of_Higher_Level	No_cce Conducted_Higher	Higher average Yield(Kg/Ha)	Neighbouring Yield
37	DakshinaKannada	Bantwal	PAJIRU	GP	PADDY	IRR	48	4	2830.28				
38	DakshinaKannada	Bantwal	PANJIKALLU	GP	PADDY	IRR	49	4	6284.48				
39	DakshinaKannada	Bantwal	PERAJE	GP	PADDY	IRR	0			Hobli Level	30	4229.12	
40	DakshinaKannada	Bantwal	PERNE	GP	PADDY	IRR	62	4	4485.44				
41	DakshinaKannada	Bantwal	PERUVAI	GP	PADDY	IRR	0			Hobli Level	30	4229.12	
42	DakshinaKannada	Bantwal	PILATHABETTU	GP	PADDY	IRR	10			Hobli Level	49	3877.50	
43	DakshinaKannada	Bantwal	PUDU	GP	PADDY	IRR	23			Hobli Level	59	4653.81	
44	DakshinaKannada	Bantwal	PUNACHA	GP	PADDY	IRR	28	4	3854.48				
45	DakshinaKannada	Bantwal	RAYEE	GP	PADDY	IRR	28			Hobli Level	49	3877.50	
46	DakshinaKannada	Bantwal	SAJIPAMOODA	GP	PADDY	IRR	33	4	5175.90				
47	DakshinaKannada	Bantwal	SAJIPAMUNNURU	GP	PADDY	IRR	89	4	5501.01				
48	DakshinaKannada	Bantwal	SAJIPANADU	GP	PADDY	IRR	30	4	4820.61				

Government of Karnataka
Directorate of Economics and Statistics

GP Level Average Yield data for Rabi season 2018-19

S.N	District	Taluk	Insurance Unit (Hobli/ GP)	GP / HOBLI	Crop	IRR_Rf	Area_Sown_Ha	No_CCE_Co nducted	Average Yield(Kg/Ha)	Name_Of_Higher_Level	No_cce Conducted_Higher	Higher average Yield(Kg/Ha)	Neighbouring Yield
49	DakshinaKannada	Bantwal	SAJIPAPADU	GP	PADDY	IRR	36	4	4517.70				
50	DakshinaKannada	Bantwal	SANGABETTU	GP	PADDY	IRR	30			Hobli Level	49	3877.50	
51	DakshinaKannada	Bantwal	SARAPADI	GP	PADDY	IRR	23	4	3231.48				
52	DakshinaKannada	Bantwal	THUMBE	GP	PADDY	IRR	0			Hobli Level	59	4653.81	
53	DakshinaKannada	Bantwal	ULI	GP	PADDY	IRR	15	4	3703.65				
54	DakshinaKannada	Bantwal	VEERAKAMBA	GP	PADDY	IRR	20	4	5752.22				
55	DakshinaKannada	Bantwal	Vitla (ULB)	GP	PADDY	IRR	0			Hobli Level	30	4229.12	
56	DakshinaKannada	Bantwal	VITLAMUDNUR	GP	PADDY	IRR	0			Hobli Level	30	4229.12	
57	DakshinaKannada	Bantwal	VITLAPADNUR	GP	PADDY	IRR	12			Hobli Level	30	4229.12	
58	DakshinaKannada	Belthangady	ALADANGADI	GP	PADDY	IRR	30	4	2731.65				
59	DakshinaKannada	Belthangady	ANDINJE	GP	PADDY	IRR	25	4	4624.12				
60	DakshinaKannada	Belthangady	ARAMBODI	GP	PADDY	IRR	30	4	3083.58				

Government of Karnataka

Directorate of Economics and Statistics

GP Level Average Yield data for Rabi season 2018-19

S.N	District	Taluk	Insurance Unit (Hobli/ GP)	GP / HOBLI	Crop	IRR_RF	Area_Sown_Ha	No_CCE_Co nducted	Average Yield(Kg/Ha)	Name_Of_Higher_Level	No_cce Conducted_Higher	Higher average Yield(Kg/Ha)	Neighbouring Yield
61	DakshinaKannada	Belthangady	ARASINAMAKKI	GP	PADDY	IRR	21	4	3155.98				
62	DakshinaKannada	Belthangady	BALANJA	GP	PADDY	IRR	20	4	4590.18				
63	DakshinaKannada	Belthangady	BANDARU	GP	PADDY	IRR	20	4	2932.76				
64	DakshinaKannada	Belthangady	BARYA	GP	PADDY	IRR	20	4	2538.93				
65	DakshinaKannada	Belthangady	BELALU	GP	PADDY	IRR	10	4	3226.03				
66	DakshinaKannada	Belthangady	Belthangadi(ULB)	GP	PADDY	IRR	5	4	6104.32				
67	DakshinaKannada	Belthangady	CHARMADI	GP	PADDY	IRR	25	4	3494.17				
68	DakshinaKannada	Belthangady	DHARMASTHALA	GP	PADDY	IRR	9	4	3259.55				
69	DakshinaKannada	Belthangady	HOSANGADI	GP	PADDY	IRR	20			Hobli Level	46	4106.18	
70	DakshinaKannada	Belthangady	ILANTHILA	GP	PADDY	IRR	10	4	2362.96				
71	DakshinaKannada	Belthangady	INDABETTU	GP	PADDY	IRR	40	4	3695.27				
72	DakshinaKannada	Belthangady	KADIRUDYAVARA	GP	PADDY	IRR	20	4	3917.32				

Government of Karnataka
Directorate of Economics and Statistics
GP Level Average Yield data for Rabi season 2018-19

S.N	District	Taluk	Insurance Unit (Hobli/ GP)	GP / HOBLI	Crop	IRR_RF	Area_Sown_Ha	No_CCE_Co nducted	Average Yield(Kg/Ha)	Name_Of_Higher_Level	No_cce Conducted_Higher	Higher average Yield(Kg/Ha)	Neighbouring Yield
73	DakshinaKannada	Belthangady	KALANJA	GP	PADDY	IRR	10	4	5052.72				
74	DakshinaKannada	Belthangady	KALIYA	GP	PADDY	IRR	20			Hobli Level	68	3629.05	
75	DakshinaKannada	Belthangady	KALMANJA	GP	PADDY	IRR	5	4	4256.69				
76	DakshinaKannada	Belthangady	KANIYOORU	GP	PADDY	IRR	2	4	4147.76				
77	DakshinaKannada	Belthangady	KASHIPATNA	GP	PADDY	IRR	20	4	4357.24				
78	DakshinaKannada	Belthangady	KOKKADA	GP	PADDY	IRR	10	4	2111.58				
79	DakshinaKannada	Belthangady	KOYYURU	GP	PADDY	IRR	15	4	4591.86				
80	DakshinaKannada	Belthangady	KUKKEDI	GP	PADDY	IRR	20	4	3318.20				
81	DakshinaKannada	Belthangady	KUVETTU	GP	PADDY	IRR	15	4	3205.09				
82	DakshinaKannada	Belthangady	LAILA	GP	PADDY	IRR	10	4	3948.75				
83	DakshinaKannada	Belthangady	MACHINA	GP	PADDY	IRR	5	4	4068.15				
84	DakshinaKannada	Belthangady	MADANTHYARU	GP	PADDY	IRR	2	4	3628.24				
85	DakshinaKannada	Belthangady	MALADI	GP	PADDY	IRR	15	4	6565.18				

Government of Karnataka

Directorate of Economics and Statistics

GP Level Average Yield data for Rabi season 2018-19

S.N	District	Taluk	Insurance Unit (Hobli/ GP)	GP / HOBLI	Crop	IRR_RF	Area_Sown_Ha	No_CCE_Co nducted	Average Yield(Kg/Ha)	Name_Of_Higher_Level	No_cce Conducted_Higher	Higher average Yield(Kg/Ha)	Neighbouring Yield
86	DakshinaKannada	Belthangady	MALAVANTHIGE	GP	PADDY	IRR	25	4	4256.69				
87	DakshinaKannada	Belthangady	MARODI	GP	PADDY	IRR	30	4	4022.07				
88	DakshinaKannada	Belthangady	MELANTHABETT U	GP	PADDY	IRR	20			Hobli Level	62	4433.33	
89	DakshinaKannada	Belthangady	MITHABAGILU	GP	PADDY	IRR	25			Hobli Level	62	4433.33	
90	DakshinaKannada	Belthangady	MUNDAJE	GP	PADDY	IRR	5	4	4914.46				
91	DakshinaKannada	Belthangady	NADA	GP	PADDY	IRR	40			Hobli Level	62	4433.33	
92	DakshinaKannada	Belthangady	NARAVI	GP	PADDY	IRR	30	4	2991.41				
93	DakshinaKannada	Belthangady	NAVOORU	GP	PADDY	IRR	20	4	4063.96				
94	DakshinaKannada	Belthangady	NERIYA	GP	PADDY	IRR	20	4	3896.37				
95	DakshinaKannada	Belthangady	NIDLE	GP	PADDY	IRR	10			Hobli Level	68	3629.05	
96	DakshinaKannada	Belthangady	PADANGADI	GP	PADDY	IRR	10	4	3758.12				
97	DakshinaKannada	Belthangady	PATRAMI	GP	PADDY	IRR	20	4	4235.74				
98	DakshinaKannada	Belthangady	PUDUVETTU	GP	PADDY	IRR	20	4	4776.20				

Government of Karnataka

Directorate of Economics and Statistics

GP Level Average Yield data for Rabi season 2018-19

S.N	District	Taluk	Insurance Unit (Hobli/ GP)	GP / HOBLI	Crop	IRR_RF	Area_Sown_Ha	No_CCE_Co nducted	Average Yield(Kg/Ha)	Name_Of_Higher_Level	No_cce Conducted_Higher	Higher average Yield(Kg/Ha)	Neighbouring Yield
99	DakshinaKannada	Belthangady	SHIBAJE	GP	PADDY	IRR	1	4	4348.86				
100	DakshinaKannada	Belthangady	SHIRLALU	GP	PADDY	IRR	10	4	3963.41				
101	DakshinaKannada	Belthangady	SULKERI	GP	PADDY	IRR	30	4	3869.56				
102	DakshinaKannada	Belthangady	THANNIRUPANTH A	GP	PADDY	IRR	15	4	3804.20				
103	DakshinaKannada	Belthangady	THEKKARU	GP	PADDY	IRR	0			Hobli Level	68	3629.05	
104	DakshinaKannada	Belthangady	UJIRE	GP	PADDY	IRR	20	4	3963.41				
105	DakshinaKannada	Belthangady	VENOORU	GP	PADDY	IRR	40	4	6200.68				
106	DakshinaKannada	Mangalore	ADYAR	GP	PADDY	IRR	0			Hobli Level	34	4733.12	
107	DakshinaKannada	Mangalore	AIKALA	GP	PADDY	IRR	11	4	4253.33				
108	DakshinaKannada	Mangalore	AMBLAMOGRU	GP	PADDY	IRR	0			Hobli Level	8	4878.85	
109	DakshinaKannada	Mangalore	ATHIKARI BETTU	GP	PADDY	IRR	3	4	3643.32				
110	DakshinaKannada	Mangalore	BADAGAYEDAPA DAVU	GP	PADDY	IRR	9	4	3691.08				

Government of Karnataka

Directorate of Economics and Statistics

GP Level Average Yield data for Rabi season 2018-19

S.N	District	Taluk	Insurance Unit (Hobli/ GP)	GP / HOBLI	Crop	IRR_Rf	Area_Sown_Ha	No_CCE_Conducted	Average Yield(Kg/Ha)	Name_Of_Higher_Level	No_cce_Conducted_Higher	Higher average Yield(Kg/Ha)	Neighbouring Yield
111	DakshinaKannada	Mangalore	BALKUNJE	GP	PADDY	IRR	7	4	5283.15				
112	DakshinaKannada	Mangalore	BELMA	GP	PADDY	IRR	0			Hobli Level	8	4878.85	
113	DakshinaKannada	Mangalore	BELUVAI	GP	PADDY	IRR	37			Hobli Level	43	5046.27	
114	DakshinaKannada	Mangalore	BOLIYAR	GP	PADDY	IRR	2	4	7176.87				
115	DakshinaKannada	Mangalore	CHELAIRU	GP	PADDY	IRR	2			Hobli Level	12	5586.20	
116	DakshinaKannada	Mangalore	DAREGUDDE	GP	PADDY	IRR	54			Hobli Level	43	5046.27	
117	DakshinaKannada	Mangalore	GANJIMATA	GP	PADDY	IRR	30	4	4594.37				
118	DakshinaKannada	Mangalore	GURUPURA	GP	PADDY	IRR	0			Hobli Level	34	4733.12	
119	DakshinaKannada	Mangalore	HAREKALA	GP	PADDY	IRR	0			Hobli Level	8	4878.85	
120	DakshinaKannada	Mangalore	HOSABETTU	GP	PADDY	IRR	6	4	6007.96				
121	DakshinaKannada	Mangalore	IRUVAIL	GP	PADDY	IRR	11	4	6878.32				
122	DakshinaKannada	Mangalore	JOKATTE	GP	PADDY	IRR	0			Hobli Level	12	5586.20	

11

Government of Karnataka
Directorate of Economics and Statistics
GP Level Average Yield data for Rabi season 2018-19

S.N	District	Taluk	Insurance Unit (Hobli/ GP)	GP / HOBLI	Crop	IRR_Rf	Area_Sown_Ha	No_CCE_Co nducted	Average Yield(Kg/Ha)	Name_Of_Higher_Level	No_cce Conducted_Higher	Higher average Yield(Kg/Ha)	Neighbouring Yield
123	DakshinaKannada	Mangalore	KALLAMUNDKUR	GP	PADDY	IRR	34	4	3361.36				
124	DakshinaKannada	Mangalore	KANDAVARA	GP	PADDY	IRR	43	4	5103.00				
125	DakshinaKannada	Mangalore	Katilu	GP	PADDY	IRR	27	4	5136.51				
126	DakshinaKannada	Mangalore	KEMRAL	GP	PADDY	IRR	31	4	3888.00				
127	DakshinaKannada	Mangalore	KILPADI	GP	PADDY	IRR	0			Hobli Level	32	4206.93	
128	DakshinaKannada	Mangalore	KINNIGOLI	GP	PADDY	IRR	4	4	4235.74				
129	DakshinaKannada	Mangalore	KINYA	GP	PADDY	IRR	0			Hobli Level	8	4878.85	
130	DakshinaKannada	Mangalore	KONAJE	GP	PADDY	IRR	3	4	2580.83				
131	DakshinaKannada	Mangalore	Kotekar(ULB)	GP	PADDY	IRR	0			Hobli Level	8	4878.85	
132	DakshinaKannada	Mangalore	KUPPEPADAV	GP	PADDY	IRR	0			Hobli Level	34	4733.12	
133	DakshinaKannada	Mangalore	MALAVURU	GP	PADDY	IRR	1			Hobli Level	12	5586.20	
134	DakshinaKannada	Mangalore	MALLURU	GP	PADDY	IRR	12	4	4776.20				

Government of Karnataka

Directorate of Economics and Statistics

GP Level Average Yield data for Rabi season 2018-19

S.N	District	Taluk	Insurance Unit (Hobli/ GP)	GP / HOBLI	Crop	IRR_RF	Area_Sown_Ha	No_CCE_Co nducted	Average Yield(Kg/Ha)	Name_Of_Higher_Level	No_cce Conducted_Higher	Higher average Yield(Kg/Ha)	Neighbouring Yield
135	DakshinaKannada	Mangalore	Mangalore-Gurupura (ULB)	GP	PADDY	IRR	6	4	5136.51				
136	DakshinaKannada	Mangalore	Mangalore-Suratkal(ULB)	GP	PADDY	IRR	0			Hobli Level	12	5586.20	
137	DakshinaKannada	Mangalore	MENNABETTU	GP	PADDY	IRR	2	4	5031.77				
138	DakshinaKannada	Mangalore	MOODUSHEDDE	GP	PADDY	IRR	0			Hobli Level	12	5586.20	
139	DakshinaKannada	Mangalore	MUCHURU	GP	PADDY	IRR	18	4	5626.70				
140	DakshinaKannada	Mangalore	Mudabidare (ULB)	GP	PADDY	IRR	99	4	5429.62				
141	DakshinaKannada	Mangalore	MUTTURU	GP	PADDY	IRR	0			Hobli Level	34	4733.12	
142	DakshinaKannada	Mangalore	NEERMARGA	GP	PADDY	IRR	29			Hobli Level	34	4733.12	
143	DakshinaKannada	Mangalore	NELLIKARU	GP	PADDY	IRR	44	4	2608.48				
144	DakshinaKannada	Mangalore	PADUMARNAD	GP	PADDY	IRR	16	4	6378.16				
145	DakshinaKannada	Mangalore	PADUPANAMBUR	GP	PADDY	IRR	4	4	2183.65				
146	DakshinaKannada	Mangalore	PADUPERAR	GP	PADDY	IRR	16	4	4072.34				

Government of Karnataka

Directorate of Economics and Statistics

GP Level Average Yield data for Rabi season 2018-19

S.N	District	Taluk	Insurance Unit (Hobli/ GP)	GP / HOBLI	Crop	IRR_Rf	Area_Sown_Ha	No_CCE_Conducted	Average Yield(Kg/Ha)	Name_Of_Higher_Level	No_cce_Conducted_Higher	Higher average Yield(Kg/Ha)	Neighbouring Yield
147	DakshinaKannada	Mangalore	PALADKA	GP	PADDY	IRR	34	4	4491.31				
148	DakshinaKannada	Mangalore	PAVOOR	GP	PADDY	IRR	0			Hobli Level	8	4878.85	
149	DakshinaKannada	Mangalore	PUTTIGE	GP	PADDY	IRR	49	4	4198.03				
150	DakshinaKannada	Mangalore	SHIRTHADY	GP	PADDY	IRR	61	4	6908.74				
151	DakshinaKannada	Mangalore	SOMESHWARA	GP	PADDY	IRR	0			Hobli Level	8	4878.85	
152	DakshinaKannada	Mangalore	SURINJE	GP	PADDY	IRR	10	4	5144.89				
153	DakshinaKannada	Mangalore	TALAPADY	GP	PADDY	IRR	0			Hobli Level	8	4878.85	
154	DakshinaKannada	Mangalore	TENKAMIJARU	GP	PADDY	IRR	33	4	4080.72				
155	DakshinaKannada	Mangalore	ULAIBETTU	GP	PADDY	IRR	12	4	4759.44				
156	DakshinaKannada	Mangalore	VALPADI	GP	PADDY	IRR	7			Hobli Level	43	5046.27	
157	DakshinaKannada	Mangalore	YEDAPADAVU	GP	PADDY	IRR	17			Hobli Level	34	4733.12	
158	DakshinaKannada	Mangalore	YEKKARU	GP	PADDY	IRR	18	4	5949.30				

Government of Karnataka

Directorate of Economics and Statistics

GP Level Average Yield data for Rabi season 2018-19

S.N	District	Taluk	Insurance Unit (Hobli/ GP)	GP / HOBLI	Crop	IRR RF	Area Sown Ha	No_CCE_Conducted	Average Yield(Kg/Ha)	Name_Of_Higher_Level	No_cce_Conducted_Higher	Higher average Yield(Kg/Ha)	Neighbouring Yield
159	DakshinaKannada	Puttur	ALANKARU	GP	PADDY	IRR	12	4	4097.48				
160	DakshinaKannada	Puttur	ARIYADKA	GP	PADDY	IRR	4			Hobli Level	19	4142.97	
161	DakshinaKannada	Puttur	ARYAPU	GP	PADDY	IRR	4			Hobli Level	19	4142.97	
162	DakshinaKannada	Puttur	BADAGANNURU	GP	PADDY	IRR	4	4	3301.44				
163	DakshinaKannada	Puttur	BAJATHURU	GP	PADDY	IRR	0			Hobli Level	18	4459.09	
164	DakshinaKannada	Puttur	BALNADU	GP	PADDY	IRR	4			Hobli Level	19	4142.97	
165	DakshinaKannada	Puttur	BANNURU	GP	PADDY	IRR	14	4	4275.12				
166	DakshinaKannada	Puttur	BELANDURU	GP	PADDY	IRR	12	4	2110.83				
167	DakshinaKannada	Puttur	BETTAMPADY	GP	PADDY	IRR	0			Hobli Level	19	4142.97	
168	DakshinaKannada	Puttur	GOLITHOTTU	GP	PADDY	IRR	29	4	4939.60				
169	DakshinaKannada	Puttur	HIREBANDADI	GP	PADDY	IRR	26	4	5530.34				
170	DakshinaKannada	Puttur	KABAKA	GP	PADDY	IRR	0			Hobli Level	18	4459.09	

Government of Karnataka
Directorate of Economics and Statistics
GP Level Average Yield data for Rabi season 2018-19

S.N	District	Taluk	Insurance Unit (Hobli/ GP)	GP / HOBLI	Crop	IRR_RF	Area_Sown_Ha	No_CCE_Co nducted	Average Yield(Kg/Ha)	Name_Of_Higher_Level	No_cce Conducted_Higher	Higher average Yield(Kg/Ha)	Neighbouring Yield
171	DakshinaKannada	Puttur	KADABA	GP	PADDY	IRR	17	4	3762.31				
172	DakshinaKannada	Puttur	KANIYURU	GP	PADDY	IRR	13	4	1416.44				
173	DakshinaKannada	Puttur	KAUKRADY	GP	PADDY	IRR	30			Hobli Level	18	4459.09	
174	DakshinaKannada	Puttur	KEDAMBADI	GP	PADDY	IRR	0			Hobli Level	19	4142.97	
175	DakshinaKannada	Puttur	KODIMBADI	GP	PADDY	IRR	0			Hobli Level	18	4459.09	
176	DakshinaKannada	Puttur	KOMBARU	GP	PADDY	IRR	8			Hobli Level	18	4459.09	
177	DakshinaKannada	Puttur	KUTRUPADY	GP	PADDY	IRR	18	4	3569.58				
178	DakshinaKannada	Puttur	MUNDURU	GP	PADDY	IRR	10			Hobli Level	19	4142.97	
179	DakshinaKannada	Puttur	NARIMOGRU	GP	PADDY	IRR	7	4	3267.93				
180	DakshinaKannada	Puttur	NELYADY	GP	PADDY	IRR	28	4	4189.65				
181	DakshinaKannada	Puttur	NETTANIGE MUDNURU	GP	PADDY	IRR	0			Hobli Level	19	4142.97	
182	DakshinaKannada	Puttur	NOOJIBALTHILA	GP	PADDY	IRR	11			Hobli Level	31	2981.36	

Government of Karnataka

Directorate of Economics and Statistics

GP Level Average Yield data for Rabi season 2018-19

S.N	District	Taluk	Insurance Unit (Hobli/ GP)	GP / HOBLI	Crop	IRR_RF	Area_Sown_Ha	No_CCE_Co nducted	Average Yield(Kg/Ha)	Name_Of_Higher_Level	No_cce Conducted_Higher	Higher average Yield(Kg/Ha)	Neighbouring Yield
183	DakshinaKannada	Puttur	PANAJE	GP	PADDY	IRR	6	4	3657.57				
184	DakshinaKannada	Puttur	PERABE	GP	PADDY	IRR	9	4	3150.62				
185	DakshinaKannada	Puttur	RAMAKUNJA	GP	PADDY	IRR	16	4	3573.78				
186	DakshinaKannada	Puttur	SAVANURU	GP	PADDY	IRR	16			Hobli Level	31	2981.36	
187	DakshinaKannada	Puttur	SHIRADY	GP	PADDY	IRR	0			Hobli Level	18	4459.09	
188	DakshinaKannada	Puttur	UPPINANGADY	GP	PADDY	IRR	0			Hobli Level	18	4459.09	
189	DakshinaKannada	Sullia	ALETTI	GP	PADDY	IRR	21	4	2534.74				
190	DakshinaKannada	Sullia	BELLARE	GP	PADDY	IRR	16	4	4254.17				
191	DakshinaKannada	Sullia	YENMURU	GP	PADDY	IRR	0			Taluk Level	8	3394.46	


Joint Director

Crop insurance scheme Division
Directorate of Economics and Statistics

Government of Karnataka
Directorate of Economics and Statistics

GP Level Average Yield data for Rabi season 2018-19

S.N	District	Taluk	Insurance Unit (Hobli/ GP)	GP / HOBLI	Crop	IRR RF	Area Sown Ha	No_CCE_Co nducted	Average Yield(Kg/Ha)	Name_Of_Higher_Level	No_cce Conducted_Higher	Higher average Yield(Kg/Ha)	Neighbouring Yield
1	Davangere	Honnali	ARABAGHATTE	GP	Maize (Makka)	IRR	8			Hobli Level	13	3161.80	
2	Davangere	Honnali	BELAGUTTI	GP	Maize (Makka)	IRR	0			Hobli Level	14	2334.63	
3	Davangere	Honnali	CHATNIHALLI	GP	Maize (Makka)	IRR	0			Hobli Level	14	2334.63	
4	Davangere	Honnali	GANGANAKOTE	GP	Maize (Makka)	IRR	10	4	3152.68				
5	Davangere	Honnali	H. GOPAGONDANAH ALLI	GP	Maize (Makka)	IRR	15	4	3607.04				
6	Davangere	Honnali	KAMMARAGHATT E	GP	Maize (Makka)	IRR	0			Hobli Level	27	2938.28	
7	Davangere	Honnali	KATTIGE	GP	Maize (Makka)	IRR	20	4	2441.23				
8	Davangere	Honnali	KENCHIKOPPA	GP	Maize (Makka)	IRR	15	4	3359.83				
9	Davangere	Honnali	NYAMATHI	GP	Maize (Makka)	IRR	10	4	2403.32				
10	Davangere	Honnali	PALAVANAHALLI	GP	Maize (Makka)	IRR	17	4	2831.33				
11	Davangere	Honnali	SURAHONNE	GP	Maize (Makka)	IRR	10	4	1820.56				
12	Davangere	Honnali	THIMMALAPURA	GP	Maize (Makka)	IRR	0			Taluk Level	31	2780.58	

Government of Karnataka
Directorate of Economics and Statistics
GP Level Average Yield data for Rabi season 2018-19

S.N	District	Taluk	Insurance Unit (Hobli/ GP)	GP / HOBLI	Crop	IRR RF	Area Sown Ha	No_CCE_Conducted	Average Yield(Kg/Ha)	Name_Of_Higher_Level	No_cce_Conducted_Higher	Higher average Yield(Kg/Ha)	Neighbouring Yield
13	Davangere	Jagalur	ANABUR	GP	Bengal Gram	RF	41	4	420.78				
14	Davangere	Jagalur	ASAGODU	GP	Bengal Gram	RF	28	4	309.38				
15	Davangere	Jagalur	BASAVANAKOTE	GP	Bengal Gram	RF	73	4	308.84				
16	Davangere	Jagalur	BIDARAKERE	GP	Bengal Gram	RF	71	4	432.81				
17	Davangere	Jagalur	BILICHODU	GP	Bengal Gram	RF	90	4	341.21				
18	Davangere	Jagalur	BISTUVALLI	GP	Bengal Gram	RF	114	4	412.69				
19	Davangere	Jagalur	DEVIKERE	GP	Bengal Gram	RF	24	4	407.29				
20	Davangere	Jagalur	DIDDIGI	GP	Bengal Gram	RF	108	4	309.65				
21	Davangere	Jagalur	DONEHALLI	GP	Bengal Gram	RF	284	4	314.78				
22	Davangere	Jagalur	GURUSIDDAPUR A	GP	Bengal Gram	RF	18	4	385.72				
23	Davangere	Jagalur	GUTTIDURGA	GP	Bengal Gram	RF	20	4	400.01				
24	Davangere	Jagalur	HALEKALLU	GP	Bengal Gram	RF	23	4	539.46				

Government of Karnataka
Directorate of Economics and Statistics

GP Level Average Yield data for Rabi season 2018-19

S.N	District	Taluk	Insurance Unit (Hobli/ GP)	GP / HOBLI	Crop	IRR_Rf	Area_Sown_Ha	No_CCE_Co nducted	Average Yield(Kg/Ha)	Name_Of_Higher_Level	No_cce Conducted_Higher	Higher average Yield(Kg/Ha)	Neighbouring Yield
25	Davangere	Jagalur	HANUMANTHAPU RA	GP	Bengal Gram	RF	395	4	424.29				
26	Davangere	Jagalur	HIREMALLANAHO LE	GP	Bengal Gram	RF	380	4	370.07				
27	Davangere	Jagalur	HOSAKERE	GP	Bengal Gram	RF	26	4	645.73				
28	Davangere	Jagalur	Jagalur (ULB)	GP	Bengal Gram	RF	298	4	347.41				
29	Davangere	Jagalur	KALLEDEVARAPU RA	GP	Bengal Gram	RF	203	4	325.83				
30	Davangere	Jagalur	KECHHENAHALLI	GP	Bengal Gram	RF	71	4	329.66				
31	Davangere	Jagalur	KYASENAHALLI	GP	Bengal Gram	RF	2			Hobli Level	24	367.65	
32	Davangere	Jagalur	MUSTUR	GP	Bengal Gram	RF	131	4	331.50				
33	Davangere	Jagalur	PALLAGHATTE	GP	Bengal Gram	RF	136	4	322.06				
34	Davangere	Jagalur	SOKKE	GP	Bengal Gram	RF	19	4	249.50				
35	Davangere	Jagalur	TORANAGHATTE	GP	Bengal Gram	RF	250	4	364.14				
36	Davangere	Jagalur	ANABUR	GP	Maize (Makka)	IRR	6	4	1559.40				



Government of Karnataka

Directorate of Economics and Statistics

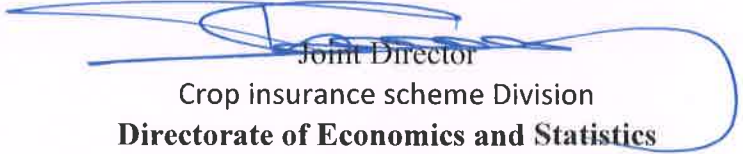
GP Level Average Yield data for Rabi season 2018-19

S.N	District	Taluk	Insurance Unit (Hobli/ GP)	GP / HOBLI	Crop	IRR_RF	Area_Sown_Ha	No_CCE_Co nducted	Average Yield(Kg/Ha)	Name_Of_Higher_Level	No_cce Conducted_Higher	Higher average Yield(Kg/Ha)	Neighbouring Yield
37	Davangere	Jagalur	ASAGODU	GP	Maize (Makka)	IRR	0			Taluk Level	16	2298.78	
38	Davangere	Jagalur	BASAVANAKOTE	GP	Maize (Makka)	IRR	0					3288.19	Y
39	Davangere	Jagalur	BIDARAKERE	GP	Maize (Makka)	IRR	0			Hobli Level	15	2232.82	
40	Davangere	Jagalur	BILICHODU	GP	Maize (Makka)	IRR	0			Taluk Level	16	2298.78	
41	Davangere	Jagalur	BISTUVALLI	GP	Maize (Makka)	IRR	0			Hobli Level	15	2232.82	
42	Davangere	Jagalur	DEVIKERE	GP	Maize (Makka)	IRR	0			Taluk Level	16	2298.78	
43	Davangere	Jagalur	DIDDIGI	GP	Maize (Makka)	IRR	0					3288.19	Y
44	Davangere	Jagalur	DONEHALLI	GP	Maize (Makka)	IRR	4			Hobli Level	15	2232.82	
45	Davangere	Jagalur	GURUSIDDAPUR A	GP	Maize (Makka)	IRR	5					3288.19	Y
46	Davangere	Jagalur	GUTTIDURGA	GP	Maize (Makka)	IRR	0			Taluk Level	16	2298.78	
47	Davangere	Jagalur	HALEKALLU	GP	Maize (Makka)	IRR	0			Taluk Level	16	2298.78	
48	Davangere	Jagalur	HANUMANTHAPU RA	GP	Maize (Makka)	IRR	0			Hobli Level	16	2383.59	

Government of Karnataka
Directorate of Economics and Statistics

GP Level Average Yield data for Rabi season 2018-19

S.N	District	Taluk	Insurance Unit (Hobli/ GP)	GP / HOBLI	Crop	IRR_RF	Area_Sown_Ha	No_CCE_Conducted	Average Yield(Kg/Ha)	Name_Of_Higher_Level	No_cce_Conducted_Higher	Higher average Yield(Kg/Ha)	Neighbouring Yield
49	Davangere	Jagalur	HIREMALLANAHO LE	GP	Maize (Makka)	IRR	6	4	2854.75				
50	Davangere	Jagalur	HOSAKERE	GP	Maize (Makka)	IRR	0					3288.19	Y
51	Davangere	Jagalur	KALLEDEVARAPU RA	GP	Maize (Makka)	IRR	9			Hobli Level	15	2232.82	
52	Davangere	Jagalur	KECHHENAHALLI	GP	Maize (Makka)	IRR	4					3288.19	Y
53	Davangere	Jagalur	MUSTUR	GP	Maize (Makka)	IRR	0			Hobli Level	15	2232.82	
54	Davangere	Jagalur	PALLAGHATTE	GP	Maize (Makka)	IRR	0			Taluk Level	16	2298.78	
55	Davangere	Jagalur	SOKKE	GP	Maize (Makka)	IRR	0					3288.19	Y
56	Davangere	Jagalur	TORANAGHATTE	GP	Maize (Makka)	IRR	8	4	2538.68				


 Joint Director
 Crop insurance scheme Division
 Directorate of Economics and Statistics

(Handwritten mark)

Government of Karnataka
Directorate of Economics and Statistics

GP Level Average Yield data for Rabi season 2018-19

S.N	District	Taluk	Insurance Unit (Hobli/ GP)	GP / HOBLI	Crop	IRR_RF	Area_Sown_Ha	No_CCE_Co nducted	Average Yield(Kg/Ha)	Name_Of_Higher_Level	No_cce Conducted_Higher	Higher average Yield(Kg/Ha)	Neighbouring Yield
1	Dharwad	Dharwad	AMMINABHAVI	GP	Bengal Gram	RF	1796	4	393.96				
2	Dharwad	Dharwad	BELUR	GP	Bengal Gram	RF	178	4	855.72				
3	Dharwad	Dharwad	Dharwad (ULB)	GP	Bengal Gram	RF	3656	4	582.62				
4	Dharwad	Dharwad	GARAG	GP	Bengal Gram	RF	1090	4	1029.60				
5	Dharwad	Dharwad	HANGARAKI	GP	Bengal Gram	RF	534	4	660.84				
6	Dharwad	Dharwad	HAROBELAWADI	GP	Bengal Gram	RF	1402	4	153.75				
7	Dharwad	Dharwad	HEBALLI	GP	Bengal Gram	RF	1867	4	98.45				
8	Dharwad	Dharwad	KANAKURA	GP	Bengal Gram	RF	1506	4	254.57				
9	Dharwad	Dharwad	KARADIGUDDA	GP	Bengal Gram	RF	633	4	331.77				
10	Dharwad	Dharwad	KOTABAGI	GP	Bengal Gram	RF	1243	4	566.96				
11	Dharwad	Dharwad	KOTUR	GP	Bengal Gram	RF	293			Hobli Level	42	662.42	
12	Dharwad	Dharwad	KURABAGATTI	GP	Bengal Gram	RF	664	4	399.20				

Government of Karnataka
Directorate of Economics and Statistics

GP Level Average Yield data for Rabi season 2018-19

S.N	District	Taluk	Insurance Unit (Hobli/ GP)	GP / HOBLI	Crop	IRR_RF	Area_Sown_Ha	No_CCE_Co nducted	Average Yield(Kg/Ha)	Name_Of_Higher_Level	No_cce Conducted_Higher	Higher average Yield(Kg/Ha)	Neighbouring Yield
13	Dharwad	Dharwad	LOKUR	GP	Bengal Gram	RF	766	4	577.22				
14	Dharwad	Dharwad	MADHANABHAVI	GP	Bengal Gram	RF	1156	4	819.32				
15	Dharwad	Dharwad	MARADAGI	GP	Bengal Gram	RF	1157	4	83.62				
16	Dharwad	Dharwad	MAREWADA	GP	Bengal Gram	RF	469	4	806.21				
17	Dharwad	Dharwad	NARENDRA	GP	Bengal Gram	RF	925	4	459.14				
18	Dharwad	Dharwad	PUDAKALAKATTI	GP	Bengal Gram	RF	1031	4	411.79				
19	Dharwad	Dharwad	SHIVALLI	GP	Bengal Gram	RF	519	4	151.59				
20	Dharwad	Dharwad	TADAKODA	GP	Bengal Gram	RF	902	4	844.26				
21	Dharwad	Dharwad	TEGUR	GP	Bengal Gram	RF	3			Hobli Level	42	662.42	
22	Dharwad	Dharwad	UPPINABETAGER I	GP	Bengal Gram	RF	1652	4	576.62				
23	Dharwad	Dharwad	YADAWADA	GP	Bengal Gram	RF	746	4	360.17				
24	Dharwad	Dharwad	AMMINABHAVI	GP	Sorghum (Jowar/Great Millet)	RF	848	4	688.21				

Government of Karnataka
Directorate of Economics and Statistics

GP Level Average Yield data for Rabi season 2018-19

S.N	District	Taluk	Insurance Unit (Hobli/ GP)	GP / HOBLI	Crop	IRR_Rf	Area_Sown_Ha	No_CCE_Co nducted	Average Yield(Kg/Ha)	Name_Of_Higher_Level	No_cce Conducted_Higher	Higher average Yield(Kg/Ha)	Neighbouring Yield
25	Dharwad	Dharwad	BELUR	GP	Sorghum (Jowar/Great Millet)	RF	104	4	389.43				
26	Dharwad	Dharwad	Dharwad (ULB)	GP	Sorghum (Jowar/Great Millet)	RF	1081	4	1073.67				
27	Dharwad	Dharwad	GARAG	GP	Sorghum (Jowar/Great Millet)	RF	218			Hobli Level	42	918.35	
28	Dharwad	Dharwad	HANGARAKI	GP	Sorghum (Jowar/Great Millet)	RF	115			Hobli Level	42	918.35	
29	Dharwad	Dharwad	HAROBELAWADI	GP	Sorghum (Jowar/Great Millet)	RF	464	4	255.22				
30	Dharwad	Dharwad	HEBALLI	GP	Sorghum (Jowar/Great Millet)	RF	1272	4	272.82				
31	Dharwad	Dharwad	KANAKURA	GP	Sorghum (Jowar/Great Millet)	RF	1188	4	532.44				
32	Dharwad	Dharwad	KARADIGUDDA	GP	Sorghum (Jowar/Great Millet)	RF	198	4	1040.67				
33	Dharwad	Dharwad	KOTABAGI	GP	Sorghum (Jowar/Great Millet)	RF	217	4	514.84				
34	Dharwad	Dharwad	KOTUR	GP	Sorghum (Jowar/Great Millet)	RF	116	4	924.07				
35	Dharwad	Dharwad	KURABAGATTI	GP	Sorghum (Jowar/Great Millet)	RF	147	4	974.67				

Government of Karnataka
Directorate of Economics and Statistics
GP Level Average Yield data for Rabi season 2018-19

S.N	District	Taluk	Insurance Unit (Hobli/ GP)	GP / HOBLI	Crop	IRR_RF	Area_Sown_Ha	No_CCE_Co nducted	Average Yield(Kg/Ha)	Name_Of_Higher_Level	No_cce Conducted_Higher	Higher average Yield(Kg/Ha)	Neighbouring Yield
36	Dharwad	Dharwad	LOKUR	GP	Sorghum (Jowar/Great Millet)	RF	151	4	1408.10				
37	Dharwad	Dharwad	MADHANABHAVI	GP	Sorghum (Jowar/Great Millet)	RF	450	4	981.27				
38	Dharwad	Dharwad	MANAGUNDI	GP	Sorghum (Jowar/Great Millet)	RF	619	4	371.83				
39	Dharwad	Dharwad	MANASURA	GP	Sorghum (Jowar/Great Millet)	RF	163	4	748.05				
40	Dharwad	Dharwad	MARADAGI	GP	Sorghum (Jowar/Great Millet)	RF	421	4	554.88				
41	Dharwad	Dharwad	MAREWADA	GP	Sorghum (Jowar/Great Millet)	RF	222	4	849.26				
42	Dharwad	Dharwad	NARENDRA	GP	Sorghum (Jowar/Great Millet)	RF	275			Hobli Level	42	918.35	
43	Dharwad	Dharwad	NIGADI	GP	Sorghum (Jowar/Great Millet)	RF	248			Hobli Level	19	635.96	
44	Dharwad	Dharwad	PUDAKALAKATTI	GP	Sorghum (Jowar/Great Millet)	RF	135	4	396.03				
45	Dharwad	Dharwad	SHIVALLI	GP	Sorghum (Jowar/Great Millet)	RF	305	4	111.77				
46	Dharwad	Dharwad	TADAKODA	GP	Sorghum (Jowar/Great Millet)	RF	150	4	827.26				

Government of Karnataka
Directorate of Economics and Statistics

GP Level Average Yield data for Rabi season 2018-19

S.N	District	Taluk	Insurance Unit (Hobli/ GP)	GP / HOBLI	Crop	IRR_RF	Area_Sown_Ha	No_CCE_Co nducted	Average Yield(Kg/Ha)	Name_Of_Higher_Level	No_cce Conducted_Higher	Higher average Yield(Kg/Ha)	Neighbouring Yield
47	Dharwad	Dharwad	TEGUR	GP	Sorghum (Jowar/Great Millet)	RF	161	4	751.57				
48	Dharwad	Dharwad	UPPINABETAGER I	GP	Sorghum (Jowar/Great Millet)	RF	321	4	893.26				
49	Dharwad	Dharwad	YADAWADA	GP	Sorghum (Jowar/Great Millet)	RF	151	4	1076.14				
50	Dharwad	Dharwad	YARIKOPPA	GP	Sorghum (Jowar/Great Millet)	RF	298	4	382.83				
51	Dharwad	Hubballi	ADARAGUNCI II	GP	Sorghum (Jowar/Great Millet)	RF	113	4	649.05				
52	Dharwad	Hubballi	AGADI	GP	Sorghum (Jowar/Great Millet)	RF	162	4	733.87				
53	Dharwad	Hubballi	ANCHATAGERI	GP	Sorghum (Jowar/Great Millet)	RF	344	4	562.36				
54	Dharwad	Hubballi	B.ARALIKATTI	GP	Sorghum (Jowar/Great Millet)	RF	94	4	673.25				
55	Dharwad	Hubballi	BELAGALI	GP	Sorghum (Jowar/Great Millet)	RF	121	4	404.83				
56	Dharwad	Hubballi	BHANDIWADA	GP	Sorghum (Jowar/Great Millet)	RF	279	4	448.83				
57	Dharwad	Hubballi	BYAHATTI	GP	Sorghum (Jowar/Great Millet)	RF	391	4	121.01				

Government of Karnataka
Directorate of Economics and Statistics

GP Level Average Yield data for Rabi season 2018-19

S.N	District	Taluk	Insurance Unit (Hobli/ GP)	GP / HOBLI	Crop	IRR_RF	Area_Sown_Ha	No_CCE_Co nducted	Average Yield(Kg/Ha)	Name_Of_Higher_Level	No_cce Conducted_Higher	Higher average Yield(Kg/Ha)	Neighbouring Yield
58	Dharwad	Hubballi	CHABBI	GP	Sorghum (Jowar/Great Millet)	RF	237	4	330.02				
59	Dharwad	Hubballi	CHANNAPURA	GP	Sorghum (Jowar/Great Millet)	RF	493	4	356.43				
60	Dharwad	Hubballi	DEVARAGUDIHAL	GP	Sorghum (Jowar/Great Millet)	RF	358	4	466.44				
61	Dharwad	Hubballi	HALYALA	GP	Sorghum (Jowar/Great Millet)	RF	218	4	360.83				
62	Dharwad	Hubballi	HEBSUR	GP	Sorghum (Jowar/Great Millet)	RF	51	4	444.43				
63	Dharwad	Hubballi	Hubli (ULB)	GP	Sorghum (Jowar/Great Millet)	RF	837	4	246.42				
64	Dharwad	Hubballi	INGALAHALLI	GP	Sorghum (Jowar/Great Millet)	RF	172	4	519.23				
65	Dharwad	Hubballi	KARADIKOPPA	GP	Sorghum (Jowar/Great Millet)	RF	362	4	776.65				
66	Dharwad	Hubballi	KATNUR	GP	Sorghum (Jowar/Great Millet)	RF	122	4	514.84				
67	Dharwad	Hubballi	KIRESUR	GP	Sorghum (Jowar/Great Millet)	RF	99	4	510.44				
68	Dharwad	Hubballi	KOLIWAD	GP	Sorghum (Jowar/Great Millet)	RF	29	4	433.43				

Government of Karnataka
Directorate of Economics and Statistics

GP Level Average Yield data for Rabi season 2018-19

S.N	District	Taluk	Insurance Unit (Hobli/ GP)	GP / HOBLI	Crop	IRR_RF	Area_Sown_Ha	No_CCE_Co nducted	Average Yield(Kg/Ha)	Name_Of_Higher_Level	No_cce Conducted_Higher	Higher average Yield(Kg/Ha)	Neighbouring Yield
69	Dharwad	Hubballi	KUSUGAL	GP	Sorghum (Jowar/Great Millet)	RF	253	4	97.25				
70	Dharwad	Hubballi	MANTUR	GP	Sorghum (Jowar/Great Millet)	RF	86			Hobli Level	46	362.72	
71	Dharwad	Hubballi	NOOLVI	GP	Sorghum (Jowar/Great Millet)	RF	39	4	658.73				
72	Dharwad	Hubballi	RAYANAL	GP	Sorghum (Jowar/Great Millet)	RF	164	4	237.62				
73	Dharwad	Hubballi	SHAREWADA	GP	Sorghum (Jowar/Great Millet)	RF	75	4	616.04				
74	Dharwad	Hubballi	SHIRAGUPPI	GP	Sorghum (Jowar/Great Millet)	RF	577	4	171.61				
75	Dharwad	Hubballi	SULLA	GP	Sorghum (Jowar/Great Millet)	RF	642	4	32.34				
76	Dharwad	Hubballi	UMACHAGI	GP	Sorghum (Jowar/Great Millet)	RF	69	4	662.25				
77	Dharwad	Hubballi	VARUR	GP	Sorghum (Jowar/Great Millet)	RF	103	4	492.83				
78	Dharwad	Kalgatigi	BAMMIGATTI	GP	Sorghum (Jowar/Great Millet)	RF	114	4	712.85				
79	Dharwad	Kalgatigi	BEGUR	GP	Sorghum (Jowar/Great Millet)	RF	750	4	462.03				

Government of Karnataka
Directorate of Economics and Statistics
GP Level Average Yield data for Rabi season 2018-19

S.N	District	Taluk	Insurance Unit (Hobli/ GP)	GP / HOBLI	Crop	IRR_RF	Area_Sown_Ha	No_CCE_Co nducted	Average Yield(Kg/Ha)	Name_Of_Higher_Level	No_cce Conducted_Higher	Higher average Yield(Kg/Ha)	Neighbouring Yield
80	Dharwad	Kalgatigi	BELAWANTARA	GP	Sorghum (Jowar/Great Millet)	RF	481	4	558.84				
81	Dharwad	Kalgatigi	BHOGENAGARAK OPPA	GP	Sorghum (Jowar/Great Millet)	RF	255	4	818.46				
82	Dharwad	Kalgatigi	DASTIKOPPA	GP	Sorghum (Jowar/Great Millet)	RF	492	4	492.84				
83	Dharwad	Kalgatigi	DEVALINGEKOPPA	GP	Sorghum (Jowar/Great Millet)	RF	207	4	255.22				
84	Dharwad	Kalgatigi	DEVIKOPPA	GP	Sorghum (Jowar/Great Millet)	RF	175	4	937.26				
85	Dharwad	Kalgatigi	DUMMAWADA	GP	Sorghum (Jowar/Great Millet)	RF	563	4	1047.27				
86	Dharwad	Kalgatigi	G.BASAVANAKOPPA	GP	Sorghum (Jowar/Great Millet)	RF	511	4	286.02				
87	Dharwad	Kalgatigi	GALAGI	GP	Sorghum (Jowar/Great Millet)	RF	98	4	602.84				
88	Dharwad	Kalgatigi	GAMBYAPURA	GP	Sorghum (Jowar/Great Millet)	RF	632	4	789.86				
89	Dharwad	Kalgatigi	GANJIGATTI	GP	Sorghum (Jowar/Great Millet)	RF	2	4	1051.67				
90	Dharwad	Kalgatigi	GUDDADAHULIKATTI	GP	Sorghum (Jowar/Great Millet)	RF	122	4	974.35				

Government of Karnataka
Directorate of Economics and Statistics

GP Level Average Yield data for Rabi season 2018-19

S.N	District	Taluk	Insurance Unit (Hobli/ GP)	GP / HOBLI	Crop	IRR_RF	Area_Sown_Ha	No_CCE_Co nducted	Average Yield(Kg/Ha)	Name_Of_Higher_Level	No_cce Conducted_Higher	Higher average Yield(Kg/Ha)	Neighbouring Yield
91	Dharwad	Kalgatigi	HIREHONNALLI	GP	Sorghum (Jowar/Great Millet)	RF	850	4	413.63				
92	Dharwad	Kalgatigi	JINNUR	GP	Sorghum (Jowar/Great Millet)	RF	326	4	510.44				
93	Dharwad	Kalgatigi	Kalghatagi (ULB)	GP	Sorghum (Jowar/Great Millet)	RF	43	4	897.66				
94	Dharwad	Kalgatigi	KURUVINAKOPPA	GP	Sorghum (Jowar/Great Millet)	RF	550	4	651.25				
95	Dharwad	Kalgatigi	MADAKIHONNALLI	GP	Sorghum (Jowar/Great Millet)	RF	480	4	560.16				
96	Dharwad	Kalgatigi	MISHRIKOTI	GP	Sorghum (Jowar/Great Millet)	RF	374	4	1126.48				
97	Dharwad	Kalgatigi	MUKKAL	GP	Sorghum (Jowar/Great Millet)	RF	322	4	787.66				
98	Dharwad	Kalgatigi	MUTTAGI	GP	Sorghum (Jowar/Great Millet)	RF	747	4	532.44				
99	Dharwad	Kalgatigi	SURASHETTIKOPPA	GP	Sorghum (Jowar/Great Millet)	RF	313	4	254.12				
100	Dharwad	Kalgatigi	TABAKADAHONNALLI	GP	Sorghum (Jowar/Great Millet)	RF	265	4	611.64				
101	Dharwad	Kalgatigi	TAVARAGERI	GP	Sorghum (Jowar/Great Millet)	RF	211	4	473.03				

Government of Karnataka
Directorate of Economics and Statistics
GP Level Average Yield data for Rabi season 2018-19

S.N	District	Taluk	Insurance Unit (Hobli/ GP)	GP / HOBLI	Crop	IRR RF	Area Sown Ha	No_CCE_Conducted	Average Yield(Kg/Ha)	Name_Of_Higher_Level	No_cce_Conducted_Higher	Higher average Yield(Kg/Ha)	Neighbouring Yield
102	Dharwad	Kalgatigi	UGGINAKERI	GP	Sorghum (Jowar/Great Millet)	RF	1245	4	550.04				
103	Dharwad	Kundgol	BETADUR	GP	Bengal Gram	RF	284	4	376.98				
104	Dharwad	Kundgol	BU.TARLAGGATTI	GP	Bengal Gram	RF	182	4	124.08				
105	Dharwad	Kundgol	CHAKALABBI	GP	Bengal Gram	RF	442	4	99.80				
106	Dharwad	Kundgol	DEVANUR	GP	Bengal Gram	RF	326	4	43.16				
107	Dharwad	Kundgol	GOUDAGERI	GP	Bengal Gram	RF	52	4	231.97				
108	Dharwad	Kundgol	GUDAGERI	GP	Bengal Gram	RF	362	4	238.52				
109	Dharwad	Kundgol	GUDENAKATTI	GP	Bengal Gram	RF	850	4	159.95				
110	Dharwad	Kundgol	GURUVINAHALLI	GP	Bengal Gram	RF	50	4	194.88				
111	Dharwad	Kundgol	HARLAPURA	GP	Bengal Gram	RF	299	4	151.70				
112	Dharwad	Kundgol	HIREGUNJAL	GP	Bengal Gram	RF	672	4	140.26				
113	Dharwad	Kundgol	HIREHARAKUNI	GP	Bengal Gram	RF	166	4	45.86				

**Government of Karnataka
Directorate of Economics and Statistics**

GP Level Average Yield data for Rabi season 2018-19

S.N	District	Taluk	Insurance Unit (Hobli/ GP)	GP / HOBLI	Crop	IRR_RF	Area_Sown_Ha	No_CCE_Co nducted	Average Yield(Kg/Ha)	Name_Of_Higher_Level	No_cce Conducted_Higher	Higher average Yield(Kg/Ha)	Neighbouring Yield
114	Dharwad	Kundgol	HIRENARTHI	GP	Bengal Gram	RF	390	4	52.60				
115	Dharwad	Kundgol	INGALAGI	GP	Bengal Gram	RF	439	4	236.74				
116	Dharwad	Kundgol	KALASA	GP	Bengal Gram	RF	321	4	169.93				
117	Dharwad	Kundgol	KAMADOLLI	GP	Bengal Gram	RF	362	4	71.21				
118	Dharwad	Kundgol	KUBIHAL	GP	Bengal Gram	RF	103	4	459.89				
119	Dharwad	Kundgol	Kundagol (ULB)	GP	Dengal Gram	RF	520	4	72.83				
120	Dharwad	Kundgol	MALALI	GP	Bengal Gram	RF	120	4	279.62				
121	Dharwad	Kundgol	MATTIGATTI	GP	Bengal Gram	RF	29	4	194.20				
122	Dharwad	Kundgol	PASHUPATHIHAL A	GP	Bengal Gram	RF	245	4	383.56				
123	Dharwad	Kundgol	RAMANAKOPPA	GP	Bengal Gram	RF	152	4	270.93				
124	Dharwad	Kundgol	ROTTIGAWADA	GP	Bengal Gram	RF	467	4	32.37				
125	Dharwad	Kundgol	SAUNSHI	GP	Bengal Gram	RF	1030	4	209.79				

Government of Karnataka
Directorate of Economics and Statistics
GP Level Average Yield data for Rabi season 2018-19

S.N	District	Taluk	Insurance Unit (Hobli/ GP)	GP / HOBLI	Crop	IRR_RF	Area_Sown_Ha	No_CCE_Co nducted	Average Yield(Kg/Ha)	Name_Of_Higher_Level	No_cce Conducted_Higher	Higher average Yield(Kg/Ha)	Neighbouring Yield
126	Dharwad	Kundgol	SHIRUR	GP	Bengal Gram	RF	332	4	188.81				
127	Dharwad	Kundgol	YARAGUPPI	GP	Bengal Gram	RF	910	4	37.77				
128	Dharwad	Kundgol	YAREBUDIHAI	GP	Bengal Gram	RF	732	4	110.25				
129	Dharwad	Kundgol	YELIWALA	GP	Bengal Gram	RF	206	4	476.53				
130	Dharwad	Kundgol	BETADUR	GP	Sorghum (Jowar/Great Millet)	RF	164	4	787.65				
131	Dharwad	Kundgol	BU.TARLAGGATTI	GP	Sorghum (Jowar/Great Millet)	RF	279	4	501.64				
132	Dharwad	Kundgol	CHAKALABBI	GP	Sorghum (Jowar/Great Millet)	RF	401	4	308.02				
133	Dharwad	Kundgol	DEVANUR	GP	Sorghum (Jowar/Great Millet)	RF	194	4	897.66				
134	Dharwad	Kundgol	GOUDAGERI	GP	Sorghum (Jowar/Great Millet)	RF	517	4	558.84				
135	Dharwad	Kundgol	GUDAGERI	GP	Sorghum (Jowar/Great Millet)	RF	428	4	576.44				
136	Dharwad	Kundgol	GUDENAKATTI	GP	Sorghum (Jowar/Great Millet)	RF	394	4	453.23				
137	Dharwad	Kundgol	GURUVINAHALLI	GP	Sorghum (Jowar/Great Millet)	RF	136	4	514.84				

Government of Karnataka
Directorate of Economics and Statistics

GP Level Average Yield data for Rabi season 2018-19

S.N	District	Taluk	Insurance Unit (Hobli/ GP)	GP / HOBLI	Crop	IRR_RF	Area_Sown_Ha	No_CCE_Co nducted	Average Yield(Kg/Ha)	Name_Of_Higher_Level	No_cce Conducted_Higher	Higher average Yield(Kg/Ha)	Neighbouring Yield
138	Dharwad	Kundgol	HARLAPURA	GP	Sorghum (Jowar/Great Millet)	RF	267	4	787.65				
139	Dharwad	Kundgol	HIREGUNJAL	GP	Sorghum (Jowar/Great Millet)	RF	88	4	154.01				
140	Dharwad	Kundgol	HIREHARAKUNI	GP	Sorghum (Jowar/Great Millet)	RF	153	4	629.24				
141	Dharwad	Kundgol	HIRENARTHI	GP	Sorghum (Jowar/Great Millet)	RF	32	4	551.75				
142	Dharwad	Kundgol	INGALAGI	GP	Sorghum (Jowar/Great Millet)	RF	357	4	849.26				
143	Dharwad	Kundgol	KALASA	GP	Sorghum (Jowar/Great Millet)	RF	164	4	712.85				
144	Dharwad	Kundgol	KAMADOLLI	GP	Sorghum (Jowar/Great Millet)	RF	278	4	660.04				
145	Dharwad	Kundgol	KUBIHAL	GP	Sorghum (Jowar/Great Millet)	RF	135	4	1342.09				
146	Dharwad	Kundgol	Kundagol (ULB)	GP	Sorghum (Jowar/Great Millet)	RF	270	4	629.24				
147	Dharwad	Kundgol	MALALI	GP	Sorghum (Jowar/Great Millet)	RF	317	4	1011.19				
148	Dharwad	Kundgol	MATTIGATTI	GP	Sorghum (Jowar/Great Millet)	RF	204	4	847.06				
149	Dharwad	Kundgol	PASHUPATHIHAL A	GP	Sorghum (Jowar/Great Millet)	RF	205	4	620.44				

Government of Karnataka
Directorate of Economics and Statistics
GP Level Average Yield data for Rabi season 2018-19

S.N	District	Taluk	Insurance Unit (Hobli/ GP)	GP / HOBLI	Crop	IRR RF	Area_Sown_Ha	No_CCE_Co nducted	Average Yield(Kg/Ha)	Name_Of_Higher_Level	No_cce Conducted_Higher	Higher average Yield(Kg/Ha)	Neighbouring Yield
150	Dharwad	Kundgol	RAMANAKOPPA	GP	Sorghum (Jowar/Great Millet)	RF	315	4	1839.33				
151	Dharwad	Kundgol	ROTTIGAWADA	GP	Sorghum (Jowar/Great Millet)	RF	164	4	268.42				
152	Dharwad	Kundgol	SAUNSHI	GP	Sorghum (Jowar/Great Millet)	RF	600	4	426.83				
153	Dharwad	Kundgol	SHIRUR	GP	Sorghum (Jowar/Great Millet)	RF	198	4	730.45				
154	Dharwad	Kundgol	YARAGUPPI	GP	Sorghum (Jowar/Great Millet)	RF	349	4	281.62				
155	Dharwad	Kundgol	YAREBUDIHAL	GP	Sorghum (Jowar/Great Millet)	RF	142	4	357.68				
156	Dharwad	Kundgol	YELIWALA	GP	Sorghum (Jowar/Great Millet)	RF	195	4	1214.48				
157	Dharwad	Navalgund	ALAGAWADI	GP	Bengal Gram	RF	477	4	291.31				
158	Dharwad	Navalgund	Annigere(ULB)	GP	Bengal Gram	RF	1081	4	140.26				
159	Dharwad	Navalgund	BELAHAR(CHILAK AWAD)	GP	Bengal Gram	RF	1068	4	178.02				
160	Dharwad	Navalgund	BELAVATAGI	GP	Bengal Gram	RF	1281	4	509.79				
161	Dharwad	Navalgund	BHADRAPUR	GP	Bengal Gram	RF	1511	4	84.70				

Government of Karnataka
Directorate of Economics and Statistics

GP Level Average Yield data for Rabi season 2018-19

S.N	District	Taluk	Insurance Unit (Hobli/ GP)	GP / HOBLI	Crop	IRR_RF	Area_Sown_Ha	No_CCE_Co nducted	Average Yield(Kg/Ha)	Name_Of_Higher_Level	No_cce Conducted_Higher	Higher average Yield(Kg/Ha)	Neighbouring Yield
162	Dharwad	Navalgund	GUDISAGAR	GP	Bengal Gram	RF	903	4	149.69				
163	Dharwad	Navalgund	GUMMAGOL	GP	Bengal Gram	RF	645	4	377.62				
164	Dharwad	Navalgund	HALAKUSUGAL	GP	Bengal Gram	RF	638	4	252.98				
165	Dharwad	Navalgund	HALLIKERI	GP	Bengal Gram	RF	1153	4	232.57				
166	Dharwad	Navalgund	HEBBAL	GP	Bengal Gram	RF	41	4	499.00				
167	Dharwad	Navalgund	IDRAI IIMPUR	GP	Bengal Gram	RF	947	4	188.81				
168	Dharwad	Navalgund	JAVOOR	GP	Bengal Gram	RF	700	4	351.55				
169	Dharwad	Navalgund	KALAWADA	GP	Bengal Gram	RF	860	4	329.07				
170	Dharwad	Navalgund	MORAB	GP	Bengal Gram	RF	2148	4	174.47				
171	Dharwad	Navalgund	NALAWADI	GP	Bengal Gram	RF	759	4	94.41				
172	Dharwad	Navalgund	Navalgund (ULB)	GP	Bengal Gram	RF	1290	4	164.54				
173	Dharwad	Navalgund	NAVALLI	GP	Bengal Gram	RF	985	4	288.61				

Government of Karnataka
Directorate of Economics and Statistics
GP Level Average Yield data for Rabi season 2018-19

S.N	District	Taluk	Insurance Unit (Hobli/ GP)	GP / HOBLI	Crop	IRR_RF	Area_Sown_Ha	No_CCE_Co nducted	Average Yield(Kg/Ha)	Name_Of_Higher_Level	No_cce Conducted_Higher	Higher average Yield(Kg/Ha)	Neighbouring Yield
174	Dharwad	Navalgund	NAYAKANUR	GP	Bengal Gram	RF	1029	4	139.27				
175	Dharwad	Navalgund	SASWIHALLI	GP	Bengal Gram	RF	1089	4	137.57				
176	Dharwad	Navalgund	SHELAWADI	GP	Bengal Gram	RF	1398	4	234.67				
177	Dharwad	Navalgund	SHIRKOL	GP	Bengal Gram	RF	1067	4	717.48				
178	Dharwad	Navalgund	SHIRUR	GP	Bengal Gram	RF	1641	4	220.47				
179	Dharwad	Navalgund	SHISHVINAHALLI	GP	Bengal Gram	RF	591	4	285.92				
180	Dharwad	Navalgund	TADAHAL	GP	Bengal Gram	RF	949	4	113.29				
181	Dharwad	Navalgund	TIRLAPUR	GP	Bengal Gram	RF	542	4	223.88				
182	Dharwad	Navalgund	TUPPADAKURAH ATTI	GP	Bengal Gram	RF	581	4	107.89				
183	Dharwad	Navalgund	YAMANUR	GP	Bengal Gram	RF	1568	4	134.88				
184	Dharwad	Navalgund	ALAGAWADI	GP	Sorghum (Jowar/Great Millet)	RF	225	4	382.83				
185	Dharwad	Navalgund	Annigere(ULB)	GP	Sorghum (Jowar/Great Millet)	RF	446			Hobli Level	53	518.34	

Government of Karnataka
Directorate of Economics and Statistics

GP Level Average Yield data for Rabi season 2018-19

S.N	District	Taluk	Insurance Unit (Hobli/ GP)	GP / HOBLI	Crop	IRR_RF	Area_Sown_Ha	No_CCE_Co nducted	Average Yield(Kg/Ha)	Name_Of_Higher_Level	No_cce Conducted_Higher	Higher average Yield(Kg/Ha)	Neighbouring Yield
186	Dharwad	Navalgund	BELAHAR(CHILAK AWAD)	GP	Sorghum (Jowar/Great Millet)	RF	146	4	422.43				
187	Dharwad	Navalgund	BELAVATAGI	GP	Sorghum (Jowar/Great Millet)	RF	326	4	413.63				
188	Dharwad	Navalgund	BHADRAPUR	GP	Sorghum (Jowar/Great Millet)	RF	539	4	268.42				
189	Dharwad	Navalgund	GUDISAGAR	GP	Sorghum (Jowar/Great Millet)	RF	633	4	730.89				
190	Dharwad	Navalgund	GUMMAGOL	GP	Sorghum (Jowar/Great Millet)	RF	303	4	1619.31				
191	Dharwad	Navalgund	HALAKUSUGAL	GP	Sorghum (Jowar/Great Millet)	RF	182	4	690.85				
192	Dharwad	Navalgund	HALLIKERI	GP	Sorghum (Jowar/Great Millet)	RF	443	4	312.42				
193	Dharwad	Navalgund	HEBBAL	GP	Sorghum (Jowar/Great Millet)	RF	25	4	682.05				
194	Dharwad	Navalgund	IBRAHIMPUR	GP	Sorghum (Jowar/Great Millet)	RF	486	4	475.23				
195	Dharwad	Navalgund	JAVOOR	GP	Sorghum (Jowar/Great Millet)	RF	94	4	1113.28				
196	Dharwad	Navalgund	KALAWADA	GP	Sorghum (Jowar/Great Millet)	RF	264	4	360.83				
197	Dharwad	Navalgund	MORAB	GP	Sorghum (Jowar/Great Millet)	RF	170	4	684.25				

Government of Karnataka
Directorate of Economics and Statistics
GP Level Average Yield data for Rabi season 2018-19

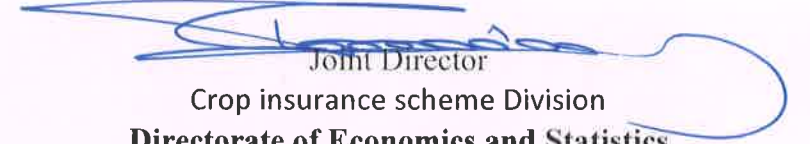
S.N	District	Taluk	Insurance Unit (Hobli/ GP)	GP / HOBLI	Crop	IRR RF	Area Sown Ha	No_CCE_Co nducted	Average Yield(Kg/Ha)	Name_Of_Higher_Level	No_cce Conducted_Higher	Higher average Yield(Kg/Ha)	Neighbouring Yield
198	Dharwad	Navalgund	NALAWADI	GP	Sorghum (Jowar/Great Millet)	RF	379	4	369.63				
199	Dharwad	Navalgund	Navalagund (ULB)	GP	Sorghum (Jowar/Great Millet)	RF	220	4	272.82				
200	Dharwad	Navalgund	NAVALLI	GP	Sorghum (Jowar/Great Millet)	RF	228	4	468.64				
201	Dharwad	Navalgund	NAYAKANUR	GP	Sorghum (Jowar/Great Millet)	RF	799	4	326.50				
202	Dharwad	Navalgund	SASWIHALLI	GP	Sorghum (Jowar/Great Millet)	RF	342	4	585.24				
203	Dharwad	Navalgund	SHELAWADI	GP	Sorghum (Jowar/Great Millet)	RF	1212	4	954.87				
204	Dharwad	Navalgund	SHIRKOL	GP	Sorghum (Jowar/Great Millet)	RF	242	4	827.26				
205	Dharwad	Navalgund	SHIRUR	GP	Sorghum (Jowar/Great Millet)	RF	163	4	679.85				
206	Dharwad	Navalgund	SHISHVINAHALLI	GP	Sorghum (Jowar/Great Millet)	RF	190	4	924.06				
207	Dharwad	Navalgund	TADAHAL	GP	Sorghum (Jowar/Great Millet)	RF	561	4	554.44				
208	Dharwad	Navalgund	TIRLAPUR	GP	Sorghum (Jowar/Great Millet)	RF	132	4	510.44				

(2)

Government of Karnataka
Directorate of Economics and Statistics

GP Level Average Yield data for Rabi season 2018-19

S.N	District	Taluk	Insurance Unit (Hobli/ GP)	GP / HOBLI	Crop	IRR_RF	Area_Sown_Ha	No_CCE_Co nducted	Average Yield(Kg/Ha)	Name_Of_Higher_Level	No_cce_Conducted_Higher	Higher average Yield(Kg/Ha)	Neighbouring Yield
209	Dharwad	Navalgund	TUPPADAKURAH ATTI	GP	Sorghum (Jowar/Great Millet)	RF	251	4	382.83				
210	Dharwad	Navalgund	YAMANUR	GP	Sorghum (Jowar/Great Millet)	RF	356	4	396.03				


Joint Director
Crop insurance scheme Division
Directorate of Economics and Statistics



**Government of Karnataka
Directorate of Economics and Statistics**

GP Level Average Yield data for Rabi season 2018-19

S.N	District	Taluk	Insurance Unit (Hobli/ GP)	GP / HOBLI	Crop	IRR_ RF	Area_ Sown_ _Ha	No_CCE_Co nducted	Average Yield(Kg/Ha)	Name_Of _Higher_ _Level	No_cce Conducted_ Higher	Higher average Yield(Kg/Ha)	Neighbouring Yield
1	Gadag	Gadag	ADVISOMAPUR	GP	Bengal Gram	RF	356	4	218.62				
2	Gadag	Gadag	ANTUR	GP	Bengal Gram	RF	294	4	71.75				
3	Gadag	Gadag	ASUNDI	GP	Bengal Gram	RF	318	4	79.57				
4	Gadag	Gadag	BALAGANUR	GP	Bengal Gram	RF	1497	4	54.76				
5	Gadag	Gadag	BELADADI	GP	Bengal Gram	RF	633	4	77.15				
6	Gadag	Gadag	BELHOD	GP	Bengal Gram	RF	687	4	90.90				
7	Gadag	Gadag	BINKADAKATTI	GP	Bengal Gram	RF	995	4	169.66				
8	Gadag	Gadag	CHIKKANDIGOL	GP	Bengal Gram	RF	460	4	160.84				
9	Gadag	Gadag	CHINCHALI	GP	Bengal Gram	RF	769	4	130.01				
10	Gadag	Gadag	ELISHIRUR	GP	Bengal Gram	RF	105	4	228.31				
11	Gadag	Gadag	Gadag-Betageri (ULB)	GP	Bengal Gram	RF	1757	4	52.06				
12	Gadag	Gadag	HARLAPUR	GP	Bengal Gram	RF	3157	4	53.14				

Government of Karnataka
Directorate of Economics and Statistics

GP Level Average Yield data for Rabi season 2018-19

S.N	District	Taluk	Insurance Unit (Hobli/ GP)	GP / HOBLI	Crop	IRR_Rf	Area_Sown_Ha	No_CCE_Co nducted	Average Yield(Kg/Ha)	Name_Of_Higher_Level	No_cce Conducted_Higher	Higher average Yield(Kg/Ha)	Neighbouring Yield
13	Gadag	Gadag	HARTI	GP	Bengal Gram	RF	138	4	407.83				
14	Gadag	Gadag	HATALGERI	GP	Bengal Gram	RF	1091	4	203.78				
15	Gadag	Gadag	HOMBAL	GP	Bengal Gram	RF	3288	4	35.87				
16	Gadag	Gadag	HUILGOL	GP	Bengal Gram	RF	4517	4	57.18				
17	Gadag	Gadag	HULKOTI	GP	Bengal Gram	RF	518	4	222.11				
18	Gadag	Gadag	KADADI	GP	Bengal Gram	RF	1639	4	59.07				
19	Gadag	Gadag	KALASAPUR	GP	Bengal Gram	RF	722	4	134.33				
20	Gadag	Gadag	KANAGINAHAL	GP	Bengal Gram	RF	1214	4	106.27				
21	Gadag	Gadag	KOTUMACHAGI	GP	Bengal Gram	RF	3001	4	141.88				
22	Gadag	Gadag	KURTAKOTI	GP	Bengal Gram	RF	757	4	301.28				
23	Gadag	Gadag	LAKKUNDI	GP	Bengal Gram	RF	2954	4	73.10				
24	Gadag	Gadag	LINGADAL	GP	Bengal Gram	RF	658	4	36.15				

Government of Karnataka
Directorate of Economics and Statistics

GP Level Average Yield data for Rabi season 2018-19

S.N	District	Taluk	Insurance Unit (Hobli/ GP)	GP / HOBLI	Crop	IRR_RF	Area_Sown_Ha	No_CCE_Co nducted	Average Yield(Kg/Ha)	Name_Of_Higher_Level	No_cce Conducted_Higher	Higher average Yield(Kg/Ha)	Neighbouring Yield
25	Gadag	Gadag	Mulagunda(ULB)	GP	Bengal Gram	RF	830	4	44.24				
26	Gadag	Gadag	NAGAVI	GP	Bengal Gram	RF	315	4	252.65				
27	Gadag	Gadag	NEERALAGI	GP	Bengal Gram	RF	1397	4	240.60				
28	Gadag	Gadag	SORATUR	GP	Bengal Gram	RF	717	4	86.45				
29	Gadag	Gadag	TIMMAPUR	GP	Bengal Gram	RF	324	4	77.68				
30	Gadag	Gadag	ADVISOMAPUR	GP	Sorghum (Jowar/Great Millet)	RF	248	4	334.42				
31	Gadag	Gadag	ANTUR	GP	Sorghum (Jowar/Great Millet)	RF	25	4	142.57				
32	Gadag	Gadag	ASUNDI	GP	Sorghum (Jowar/Great Millet)	RF	36	4	299.16				
33	Gadag	Gadag	BALAGANUR	GP	Sorghum (Jowar/Great Millet)	RF	700	4	280.96				
34	Gadag	Gadag	BELADADI	GP	Sorghum (Jowar/Great Millet)	RF	431	4	413.63				
35	Gadag	Gadag	BELHOD	GP	Sorghum (Jowar/Great Millet)	RF	450	4	589.86				
36	Gadag	Gadag	BINKADAKATTI	GP	Sorghum (Jowar/Great Millet)	RF	512	4	228.82				

Government of Karnataka
Directorate of Economics and Statistics
GP Level Average Yield data for Rabi season 2018-19

S.N	District	Taluk	Insurance Unit (Hobli/ GP)	GP / HOBLI	Crop	IRR_RF	Area_Sown_Ha	No_CCE_Co nducted	Average Yield(Kg/Ha)	Name_Of_Higher_Level	No_cce Conducted_Higher	Higher average Yield(Kg/Ha)	Neighbouring Yield
37	Gadag	Gadag	CHIKKANDIGOL	GP	Sorghum (Jowar/Great Millet)	RF	283	4	288.22				
38	Gadag	Gadag	CHINCHALI	GP	Sorghum (Jowar/Great Millet)	RF	387	4	304.50				
39	Gadag	Gadag	ELISHIRUR	GP	Sorghum (Jowar/Great Millet)	RF	500	4	356.43				
40	Gadag	Gadag	Gadag-Betageri (ULB)	GP	Sorghum (Jowar/Great Millet)	RF	1310	4	293.06				
41	Gadag	Gadag	HARLAPUR	GP	Sorghum (Jowar/Great Millet)	RF	1270	4	298.56				
42	Gadag	Gadag	HARTI	GP	Sorghum (Jowar/Great Millet)	RF	33	4	486.67				
43	Gadag	Gadag	HATALGERI	GP	Sorghum (Jowar/Great Millet)	RF	686	4	377.33				
44	Gadag	Gadag	HOMBAL	GP	Sorghum (Jowar/Great Millet)	RF	729	4	285.93				
45	Gadag	Gadag	HUILGOL	GP	Sorghum (Jowar/Great Millet)	RF	1326	4	342.78				
46	Gadag	Gadag	HULKOTI	GP	Sorghum (Jowar/Great Millet)	RF	85	4	327.61				
47	Gadag	Gadag	KADADI	GP	Sorghum (Jowar/Great Millet)	RF	769	4	163.03				

Government of Karnataka
Directorate of Economics and Statistics

GP Level Average Yield data for Rabi season 2018-19

S.N	District	Taluk	Insurance Unit (Hobli/ GP)	GP / HOBLI	Crop	IRR_Rf	Area_Sown_Ha	No_CCE_Co nducted	Average Yield(Kg/Ha)	Name_Of_Higher_Level	No_cce Conducted_Higher	Higher average Yield(Kg/Ha)	Neighbouring Yield
48	Gadag	Gadag	KALASAPUR	GP	Sorghum (Jowar/Great Millet)	RF	403	4	119.03				
49	Gadag	Gadag	KANAGINAHAL	GP	Sorghum (Jowar/Great Millet)	RF	546	4	297.02				
50	Gadag	Gadag	KOTUMACHAGI	GP	Sorghum (Jowar/Great Millet)	RF	1210	4	299.44				
51	Gadag	Gadag	KURTAKOTI	GP	Sorghum (Jowar/Great Millet)	RF	117	4	239.82				
52	Gadag	Gadag	LAKKUNDI	GP	Sorghum (Jowar/Great Millet)	RF	106	4	251.92				
53	Gadag	Gadag	LINGADAL	GP	Sorghum (Jowar/Great Millet)	RF	212	4	272.82				
54	Gadag	Gadag	Mulagunda(ULB)	GP	Sorghum (Jowar/Great Millet)	RF	562	4	533.32				
55	Gadag	Gadag	NAGAVI	GP	Sorghum (Jowar/Great Millet)	RF	208	4	380.63				
56	Gadag	Gadag	NEERALAGI	GP	Sorghum (Jowar/Great Millet)	RF	1249	4	483.81				
57	Gadag	Gadag	SORATUR	GP	Sorghum (Jowar/Great Millet)	RF	678	4	276.78				
58	Gadag	Gadag	TIMMAPUR	GP	Sorghum (Jowar/Great Millet)	RF	111	4	353.57				
59	Gadag	Mundargi	ALUR	GP	Bengal Gram	RF	618	4	83.62				

Government of Karnataka
Directorate of Economics and Statistics
GP Level Average Yield data for Rabi season 2018-19

S.N	District	Taluk	Insurance Unit (Hobli/ GP)	GP / HOBLI	Crop	IRR_Rf	Area_Sown_Ha	No_CCE_Conducted	Average Yield(Kg/Ha)	Name_Of_Higher_Level	No_cce_Conducted_Higher	Higher average Yield(Kg/Ha)	Neighbouring Yield
60	Gadag	Mundargi	BAGEWADI	GP	Bengal Gram	RF	52	4	188.63				
61	Gadag	Mundargi	BIDANALA	GP	Bengal Gram	RF	25	4	165.34				
62	Gadag	Mundargi	BIDARAHALLI	GP	Bengal Gram	RF	287	4	81.46				
63	Gadag	Mundargi	DAMBAL	GP	Bengal Gram	RF	2276	4	95.49				
64	Gadag	Mundargi	DONI	GP	Bengal Gram	RF	35	4	76.07				
65	Gadag	Mundargi	HALLIKERI	GP	Bengal Gram	RF	1995	4	148.08				
66	Gadag	Mundargi	HAMMIGI	GP	Bengal Gram	RF	9	4	127.85				
67	Gadag	Mundargi	HAROGERI	GP	Bengal Gram	RF	185	4	87.93				
68	Gadag	Mundargi	HESARUR	GP	Bengal Gram	RF	0					445.43	Y
69	Gadag	Mundargi	HIREWADDATTI	GP	Bengal Gram	RF	148	4	77.68				
70	Gadag	Mundargi	JANTLI SHIRURA	GP	Bengal Gram	RF	674	4	90.63				
71	Gadag	Mundargi	KADAMPURA	GP	Bengal Gram	RF	35	4	48.82				

Government of Karnataka
Directorate of Economics and Statistics

GP Level Average Yield data for Rabi season 2018-19

S.N	District	Taluk	Insurance Unit (Hobli/ GP)	GP / HOBLI	Crop	IRR_RF	Area_Sown_Ha	No_CCE_Co nducted	Average Yield(Kg/Ha)	Name_Of_Higher_Level	No_cce Conducted_Higher	Higher average Yield(Kg/Ha)	Neighbouring Yield
72	Gadag	Mundargi	KALAKERI	GP	Bengal Gram	RF	65	4	87.93				
73	Gadag	Mundargi	KORLAHALLI	GP	Bengal Gram	RF	43	4	126.08				
74	Gadag	Mundargi	MEVUNDI	GP	Bengal Gram	RF	1592	4	86.85				
75	Gadag	Mundargi	Mundargi (ULB)	GP	Bengal Gram	RF	312	4	78.22				
76	Gadag	Mundargi	MURADI	GP	Bengal Gram	RF	20	4	98.45				
77	Gadag	Mundargi	SHINGALALUR	GP	Bengal Gram	RF	0					270.99	Y
78	Gadag	Mundargi	SHIVAJINAGAR	GP	Bengal Gram	RF	30	4	86.58				
79	Gadag	Mundargi	ALUR	GP	Sorghum (Jowar/Great Millet)	RF	618	4	132.45				
80	Gadag	Mundargi	BAGEWADI	GP	Sorghum (Jowar/Great Millet)	RF	101	4	478.31				
81	Gadag	Mundargi	BIDANALA	GP	Sorghum (Jowar/Great Millet)	RF	55	4	219.14				
82	Gadag	Mundargi	BIDARAHALLI	GP	Sorghum (Jowar/Great Millet)	RF	496	4	166.88				
83	Gadag	Mundargi	DAMBAL	GP	Sorghum (Jowar/Great Millet)	RF	3569	4	154.01				

Government of Karnataka
Directorate of Economics and Statistics

GP Level Average Yield data for Rabi season 2018-19

S.N	District	Taluk	Insurance Unit (Hobli/ GP)	GP / HOBLI	Crop	IRR_RF	Area_Sown_Ha	No_CCE_Conducted	Average Yield(Kg/Ha)	Name_Of_Higher_Level	No_cce_Conducted_Higher	Higher average Yield(Kg/Ha)	Neighbouring Yield
84	Gadag	Mundargi	DONI	GP	Sorghum (Jowar/Great Millet)	RF	110	4	117.05				
85	Gadag	Mundargi	HALLIKERI	GP	Sorghum (Jowar/Great Millet)	RF	1620	4	92.85				
86	Gadag	Mundargi	HAMMIGI	GP	Sorghum (Jowar/Great Millet)	RF	5			Hobli Level	26	331.06	
87	Gadag	Mundargi	HAROGERI	GP	Sorghum (Jowar/Great Millet)	RF	267	4	152.25				
88	Gadag	Mundargi	HESARUR	GP	Sorghum (Jowar/Great Millet)	RF	0			Hobli Level	26	331.06	
89	Gadag	Mundargi	HIREWADDATTI	GP	Sorghum (Jowar/Great Millet)	RF	1012	4	160.61				
90	Gadag	Mundargi	JANTLI SHIRURA	GP	Sorghum (Jowar/Great Millet)	RF	771	4	69.96				
91	Gadag	Mundargi	KADAMPURA	GP	Sorghum (Jowar/Great Millet)	RF	138	4	169.41				
92	Gadag	Mundargi	KALAKERI	GP	Sorghum (Jowar/Great Millet)	RF	91	4	181.74				
93	Gadag	Mundargi	KORLAHALLI	GP	Sorghum (Jowar/Great Millet)	RF	34	4	604.16				
94	Gadag	Mundargi	MEVUNDI	GP	Sorghum (Jowar/Great Millet)	RF	2305	4	114.41				

②

**Government of Karnataka
Directorate of Economics and Statistics**

GP Level Average Yield data for Rabi season 2018-19

S.N	District	Taluk	Insurance Unit (Hobli/ GP)	GP / HOBLI	Crop	IRR_Rf	Area_Sown_Ha	No_CCE_Co nducted	Average Yield(Kg/Ha)	Name_Of_Higher_Level	No_cce Conducted_Higher	Higher average Yield(Kg/Ha)	Neighbouring Yield
95	Gadag	Mundargi	Mundargi (ULB)	GP	Sorghum (Jowar/Great Millet)	RF	502	4	158.41				
96	Gadag	Mundargi	MURADI	GP	Sorghum (Jowar/Great Millet)	RF	93	4	239.82				
97	Gadag	Mundargi	SHINGALALUR	GP	Sorghum (Jowar/Great Millet)	RF	0			Hobli Level	26	331.06	
98	Gadag	Mundargi	SHIVAJINAGAR	GP	Sorghum (Jowar/Great Millet)	RF	57	4	193.61				
99	Gadag	Naragund	BANAHATTI	GP	Bengal Gram	IRR	1092	4	372.42				
100	Gadag	Naragund	BENAKANAKOPPA	GP	Bengal Gram	IRR	293	4	151.89				
101	Gadag	Naragund	BHIRANAHATTI	GP	Bengal Gram	IRR	619	4	92.57				
102	Gadag	Naragund	CHIKKANARAGUN	GP	Bengal Gram	IRR	175	4	369.75				
103	Gadag	Naragund	HADLI	GP	Bengal Gram	IRR	1468	4	42.56				
104	Gadag	Naragund	HIREKOPPA	GP	Bengal Gram	IRR	1001	4	132.71				
105	Gadag	Naragund	HUNSIKATTI	GP	Bengal Gram	IRR	1176	4	177.05				
106	Gadag	Naragund	KANIKIKOPPA	GP	Bengal Gram	IRR	769	4	392.37				

Government of Karnataka
Directorate of Economics and Statistics
GP Level Average Yield data for Rabi season 2018-19

S.N	District	Taluk	Insurance Unit (Hobli/ GP)	GP / HOBLI	Crop	IRR_RF	Area_Sown_Ha	No_CCE_Co nducted	Average Yield(Kg/Ha)	Name_Of_Higher_Level	No_cce Conducted_Higher	Higher average Yield(Kg/Ha)	Neighbouring Yield
107	Gadag	Naragund	KONNUR	GP	Bengal Gram	IRR	1160	4	162.27				
108	Gadag	Naragund	Naragund (ULB)	GP	Bengal Gram	IRR	3395	4	235.42				
109	Gadag	Naragund	RADDERNAGNUR	GP	Bengal Gram	IRR	487	4	356.77				
110	Gadag	Naragund	SHIROL	GP	Bengal Gram	IRR	714	4	93.10				
111	Gadag	Naragund	SURKOD	GP	Bengal Gram	IRR	870	4	164.92				
112	Gadag	Naragund	VASAN	GP	Bengal Gram	IRR	226	4	453.28				
113	Gadag	Naragund	BANAHATTI	GP	Sorghum (Jowar/Great Millet)	IRR	186	4	704.58				
114	Gadag	Naragund	BENAKANAKOPPA	GP	Sorghum (Jowar/Great Millet)	IRR	149	4	810.28				
115	Gadag	Naragund	BHIRANAHATTI	GP	Sorghum (Jowar/Great Millet)	IRR	131	4	518.40				
116	Gadag	Naragund	CHIKKANARAGUN D	GP	Sorghum (Jowar/Great Millet)	IRR	78	4	759.38				
117	Gadag	Naragund	HADLI	GP	Sorghum (Jowar/Great Millet)	IRR	820	4	504.42				
118	Gadag	Naragund	HIREKOPPA	GP	Sorghum (Jowar/Great Millet)	IRR	716	4	677.98				

Government of Karnataka
Directorate of Economics and Statistics

GP Level Average Yield data for Rabi season 2018-19

S.N	District	Taluk	Insurance Unit (Hobli/ GP)	GP / HOBLI	Crop	IRR_Rf	Area_Sown_Ha	No_CCE_Co nducted	Average Yield(Kg/Ha)	Name_Of_Higher_Level	No_cce Conducted_Higher	Higher average Yield(Kg/Ha)	Neighbouring Yield
119	Gadag	Naragund	HUNSIKATTI	GP	Sorghum (Jowar/Great Millet)	IRR	670	4	1196.84				
120	Gadag	Naragund	KANIKIKOPPA	GP	Sorghum (Jowar/Great Millet)	IRR	113	4	459.02				
121	Gadag	Naragund	KONNUR	GP	Sorghum (Jowar/Great Millet)	IRR	652	4	875.85				
122	Gadag	Naragund	Naragund (ULB)	GP	Sorghum (Jowar/Great Millet)	IRR	949	4	1794.80				
123	Gadag	Naragund	RADDERNAGNUR	GP	Sorghum (Jowar/Great Millet)	IRR	495	4	651.84				
124	Gadag	Naragund	SHIROL	GP	Sorghum (Jowar/Great Millet)	IRR	534	4	788.73				
125	Gadag	Naragund	SURKOD	GP	Sorghum (Jowar/Great Millet)	IRR	125	4	472.32				
126	Gadag	Naragund	VASAN	GP	Sorghum (Jowar/Great Millet)	IRR	181	4	675.00				
127	Gadag	Ron	ABBIGERI	GP	Bengal Gram	RF	4096	4	13.81				
128	Gadag	Ron	AMARAGOL	GP	Bengal Gram	RF	485	4	34.80				
129	Gadag	Ron	ASUTI	GP	Bengal Gram	RF	3229	4	33.10				
130	Gadag	Ron	BELAVANAKI	GP	Bengal Gram	RF	728	4	18.88				

Government of Karnataka
Directorate of Economics and Statistics
GP Level Average Yield data for Rabi season 2018-19

S.N	District	Taluk	Insurance Unit (Hobli/ GP)	GP / HOBLI	Crop	IRR RF	Area Sown Ha	No_CCE_Co nducted	Average Yield(Kg/Ha)	Name_Of_Higher_Level	No_cce Conducted_Higher	Higher average Yield(Kg/Ha)	Neighbouring Yield
131	Gadag	Ron	CHIKKAMANNUR	GP	Bengal Gram	RF	1329	4	115.40				
132	Gadag	Ron	D.S.HADAGALI	GP	Bengal Gram	RF	199	4	84.16				
133	Gadag	Ron	Gajendragud(ULB)	GP	Bengal Gram	RF	405	4	46.39				
134	Gadag	Ron	GOGERI	GP	Bengal Gram	RF	32	4	118.95				
135	Gadag	Ron	GULAGULI	GP	Bengal Gram	RF	688	4	43.97				
136	Gadag	Ron	HALAKERI	GP	Bengal Gram	RF	526	4	118.68				
137	Gadag	Ron	HIREHALA	GP	Bengal Gram	RF	1316	4	108.97				
138	Gadag	Ron	HOLEALUR	GP	Bengal Gram	RF	764	4	80.65				
139	Gadag	Ron	HOLEMANNUR	GP	Bengal Gram	RF	755	4	43.16				
140	Gadag	Ron	HOSALLI	GP	Bengal Gram	RF	2012	4	48.56				
141	Gadag	Ron	HULLUR	GP	Bengal Gram	RF	717	4	27.78				
142	Gadag	Ron	HUNAGUNDI	GP	Bengal Gram	RF	263	4	25.09				

Government of Karnataka
Directorate of Economics and Statistics

GP Level Average Yield data for Rabi season 2018-19

S.N	District	Taluk	Insurance Unit (Hobli/ GP)	GP / HOBLI	Crop	IRR_Rf	Area_Sown_Ha	No_CCE_Co nducted	Average Yield(Kg/Ha)	Name_Of_Higher_Level	No_cce Conducted_Higher	Higher average Yield(Kg/Ha)	Neighbouring Yield
143	Gadag	Ron	ITAGI	GP	Bengal Gram	RF	77	4	44.67				
144	Gadag	Ron	JAKKALI	GP	Bengal Gram	RF	1052	4	10.25				
145	Gadag	Ron	KOTBAL	GP	Bengal Gram	RF	303	4	88.20				
146	Gadag	Ron	KOUJAGERI	GP	Bengal Gram	RF	3243	4	37.76				
147	Gadag	Ron	KUNTOGI	GP	Bengal Gram	RF	241	4	114.10				
148	Gadag	Ron	KURADAGI	GP	Bengal Gram	RF	1136	4	49.90				
149	Gadag	Ron	KURAHATTI	GP	Bengal Gram	RF	544	4	84.70				
150	Gadag	Ron	LAKKALAKATTI	GP	Bengal Gram	RF	19					217.08	Y
151	Gadag	Ron	MADALAGERI	GP	Bengal Gram	RF	270	4	79.84				
152	Gadag	Ron	MARANABASARI	GP	Bengal Gram	RF	607	4	78.49				
153	Gadag	Ron	MENASAGI	GP	Bengal Gram	RF	343	4	64.74				
154	Gadag	Ron	MLLAPUR	GP	Bengal Gram	RF	1259	4	43.97				

Government of Karnataka
Directorate of Economics and Statistics
GP Level Average Yield data for Rabi season 2018-19

S.N	District	Taluk	Insurance Unit (Hobli/ GP)	GP / HOBLI	Crop	IRR RF	Area Sown Ha	No_CCE_Conducted	Average Yield(Kg/Ha)	Name_Of_Higher_Level	No_cce_Conducted_Higher	Higher average Yield(Kg/Ha)	Neighbouring Yield
155	Gadag	Ron	MUSHIGERI	GP	Bengal Gram	RF	135	4	295.89				
156	Gadag	Ron	Naregal(ULB)	GP	Bengal Gram	RF	3624	4	19.15				
157	Gadag	Ron	NIDAGUNDI	GP	Bengal Gram	RF	49	4	93.60				
158	Gadag	Ron	RAJURU	GP	Bengal Gram	RF	344	4	62.04				
159	Gadag	Ron	RAMAPUR	GP	Bengal Gram	RF	559	4	104.12				
160	Gadag	Ron	Ron (ULB)	GP	Bengal Gram	RF	2794	4	22.66				
161	Gadag	Ron	SAVADI	GP	Bengal Gram	RF	2962	4	79.84				
162	Gadag	Ron	SHANTAGERI	GP	Bengal Gram	RF	32	4	29.67				
163	Gadag	Ron	SUDI	GP	Bengal Gram	RF	1492	4	33.99				
164	Gadag	Ron	YAVAGAL	GP	Bengal Gram	RF	3386	4	65.82				
165	Gadag	Ron	ABBIGERI	GP	Sorghum (Jowar/Great Millet)	RF	231	4	365.89				
166	Gadag	Ron	AMARAGOL	GP	Sorghum (Jowar/Great Millet)	RF	262	4	148.29				

Government of Karnataka
Directorate of Economics and Statistics

GP Level Average Yield data for Rabi season 2018-19

S.N	District	Taluk	Insurance Unit (Hobli/ GP)	GP / HOBLI	Crop	IRR_RF	Area_Sown_Ha	No_CCE_Co nducted	Average Yield(Kg/Ha)	Name_Of_Higher_Level	No_cce Conducted_Higher	Higher average Yield(Kg/Ha)	Neighbouring Yield
167	Gadag	Ron	ASUTI	GP	Sorghum (Jowar/Great Millet)	RF	790	4	194.94				
168	Gadag	Ron	BELAVANAKI	GP	Sorghum (Jowar/Great Millet)	RF	243	4	187.02				
169	Gadag	Ron	CHIKKAMANNUR	GP	Sorghum (Jowar/Great Millet)	RF	733	4	244.88				
170	Gadag	Ron	D.S.HADAGALI	GP	Sorghum (Jowar/Great Millet)	RF	170	4	233.22				
171	Gadag	Ron	Gajendragud(ULB)	GP	Sorghum (Jowar/Great Millet)	RF	101	4	270.62				
172	Gadag	Ron	GOGERI	GP	Sorghum (Jowar/Great Millet)	RF	21	4	158.85				
173	Gadag	Ron	GULAGULI	GP	Sorghum (Jowar/Great Millet)	RF	551	4	454.99				
174	Gadag	Ron	HALAKERI	GP	Sorghum (Jowar/Great Millet)	RF	206	4	308.02				
175	Gadag	Ron	HIREHALA	GP	Sorghum (Jowar/Great Millet)	RF	671	4	197.13				
176	Gadag	Ron	HOLEALUR	GP	Sorghum (Jowar/Great Millet)	RF	74	4	257.64				
177	Gadag	Ron	HOLEMANNUR	GP	Sorghum (Jowar/Great Millet)	RF	273	4	335.52				

Government of Karnataka
Directorate of Economics and Statistics
GP Level Average Yield data for Rabi season 2018-19

S.N	District	Taluk	Insurance Unit (Hobli/ GP)	GP / HOBLI	Crop	IRR_RF	Area_Sown_Ha	No_CCE_Co nducted	Average Yield(Kg/Ha)	Name_Of_Higher_Level	No_cce Conducted_Higher	Higher average Yield(Kg/Ha)	Neighbouring Yield
178	Gadag	Ron	HOSALLI	GP	Sorghum (Jowar/Great Millet)	RF	498	4	330.90				
179	Gadag	Ron	HULLUR	GP	Sorghum (Jowar/Great Millet)	RF	1148	4	123.65				
180	Gadag	Ron	HUNAGUNDI	GP	Sorghum (Jowar/Great Millet)	RF	267	4	223.54				
181	Gadag	Ron	ITAGI	GP	Sorghum (Jowar/Great Millet)	RF	108	4	150.05				
182	Gadag	Ron	JAKKALI	GP	Sorghum (Jowar/Great Millet)	RF	688	4	77.23				
183	Gadag	Ron	KOTBAL	GP	Sorghum (Jowar/Great Millet)	RF	522	4	246.42				
184	Gadag	Ron	KOUJAGERI	GP	Sorghum (Jowar/Great Millet)	RF	844	4	219.80				
185	Gadag	Ron	KUNTOGI	GP	Sorghum (Jowar/Great Millet)	RF	0					251.15	Y
186	Gadag	Ron	KURADAGI	GP	Sorghum (Jowar/Great Millet)	RF	344	4	366.11				
187	Gadag	Ron	KURAHATTI	GP	Sorghum (Jowar/Great Millet)	RF	269	4	248.62				
188	Gadag	Ron	LAKKALAKATTI	GP	Sorghum (Jowar/Great Millet)	RF	100	4	414.51				

Government of Karnataka
Directorate of Economics and Statistics

GP Level Average Yield data for Rabi season 2018-19

S.N	District	Taluk	Insurance Unit (Hobli/ GP)	GP / HOBLI	Crop	IRR_RF	Area_Sown_Ha	No_CCE_Co nducted	Average Yield(Kg/Ha)	Name_Of_Higher_Level	No_cce Conducted_Higher	Higher average Yield(Kg/Ha)	Neighbouring Yield
189	Gadag	Ron	MADALAGERI	GP	Sorghum (Jowar/Great Millet)	RF	279	4	283.82				
190	Gadag	Ron	MARANABASARI	GP	Sorghum (Jowar/Great Millet)	RF	506	4	498.34				
191	Gadag	Ron	MENASAGI	GP	Sorghum (Jowar/Great Millet)	RF	321	4	155.99				
192	Gadag	Ron	MLLAPUR	GP	Sorghum (Jowar/Great Millet)	RF	505	4	169.63				
193	Gadag	Ron	MUSHIGERI	GP	Sorghum (Jowar/Great Millet)	RF	223	4	354.45				
194	Gadag	Ron	Naregal(ULB)	GP	Sorghum (Jowar/Great Millet)	RF	1527	4	267.54				
195	Gadag	Ron	NIDAGUNDI	GP	Sorghum (Jowar/Great Millet)	RF	741	4	216.27				
196	Gadag	Ron	RAJURU	GP	Sorghum (Jowar/Great Millet)	RF	426	4	215.18				
197	Gadag	Ron	RAMAPUR	GP	Sorghum (Jowar/Great Millet)	RF	719	4	297.68				
198	Gadag	Ron	Ron (ULB)	GP	Sorghum (Jowar/Great Millet)	RF	578	4	430.57				
199	Gadag	Ron	SAVADI	GP	Sorghum (Jowar/Great Millet)	RF	630	4	205.28				
200	Gadag	Ron	SHANTAGERI	GP	Sorghum (Jowar/Great Millet)	RF	63	4	550.26				

Government of Karnataka
Directorate of Economics and Statistics
GP Level Average Yield data for Rabi season 2018-19

S.N	District	Taluk	Insurance Unit (Hobli/ GP)	GP / HOBLI	Crop	IRR_Rf	Area_Sown_Ha	No_CCE_Co nducted	Average Yield(Kg/Ha)	Name_Of_Higher_Level	No_cce Conducted_Higher	Higher average Yield(Kg/Ha)	Neighbouring Yield
201	Gadag	Ron	SUDI	GP	Sorghum (Jowar/Great Millet)	RF	303	4	407.69				
202	Gadag	Ron	YAVAGAL	GP	Sorghum (Jowar/Great Millet)	RF	429	4	110.45				
203	Gadag	Shirahatti	ADARAHALLI	GP	Bengal Gram	RF	31	4	364.80				
204	Gadag	Shirahatti	ADARAKATTI	GP	Bengal Gram	RF	164	4	246.26				
205	Gadag	Shirahatti	BALEHOSUR	GP	Bengal Gram	RF	0					398.93	Y
206	Gadag	Shirahatti	BANNIKOPPA	GP	Bengal Gram	RF	368	4	96.84				
207	Gadag	Shirahatti	BATTUR	GP	Bengal Gram	RF	321	4	193.80				
208	Gadag	Shirahatti	BELLATTI	GP	Bengal Gram	RF	300	4	98.99				
209	Gadag	Shirahatti	CHABBI	GP	Bengal Gram	RF	24	4	146.47				
210	Gadag	Shirahatti	DODDUR	GP	Bengal Gram	RF	0					169.91	Y
211	Gadag	Shirahatti	GOJANUR	GP	Bengal Gram	RF	502	4	134.33				
212	Gadag	Shirahatti	GOVANALA	GP	Bengal Gram	RF	47	4	393.81				

Government of Karnataka
Directorate of Economics and Statistics

GP Level Average Yield data for Rabi season 2018-19

S.N	District	Taluk	Insurance Unit (Hobli/ GP)	GP / HOBLI	Crop	IRR_Rf	Area_Sown_Ha	No_CCE_Co nducted	Average Yield(Kg/Ha)	Name_Of_Higher_Level	No_cce Conducted_Higher	Higher average Yield(Kg/Ha)	Neighbouring Yield
213	Gadag	Shirahatti	HEBBAL	GP	Bengal Gram	RF	300	4	787.61				
214	Gadag	Shirahatti	HULLURA	GP	Bengal Gram	RF	0					164.11	Y
215	Gadag	Shirahatti	ITIGI	GP	Bengal Gram	RF	70	4	145.66				
216	Gadag	Shirahatti	KADKOL	GP	Bengal Gram	RF	69	4	114.37				
217	Gadag	Shirahatti	KOGANUR	GP	Bengal Gram	RF	2					247.77	Y
218	Gadag	Shirahatti	KONCHIGERI	GP	Bengal Gram	RF	3					164.21	Y
219	Gadag	Shirahatti	Lakshmeshwara (ULB)	GP	Bengal Gram	RF	1129	4	259.21				
220	Gadag	Shirahatti	MACHANAHALLI	GP	Bengal Gram	RF	71	4	211.20				
221	Gadag	Shirahatti	MADALLI	GP	Bengal Gram	RF	3860	4	296.97				
222	Gadag	Shirahatti	MAGADI	GP	Bengal Gram	RF	55	4	204.19				
223	Gadag	Shirahatti	P-BADNI	GP	Bengal Gram	RF	121	4	53.95				
224	Gadag	Shirahatti	RAMGIRI	GP	Bengal Gram	RF	128	4	469.63				

Government of Karnataka
Directorate of Economics and Statistics
GP Level Average Yield data for Rabi season 2018-19

S.N	District	Taluk	Insurance Unit (Hobli/ GP)	GP / HOBLI	Crop	IRR RF	Area Sown Ha	No_CCE_Conducted	Average Yield(Kg/Ha)	Name_Of_Higher_Level	No_cce_Conducted_Higher	Higher average Yield(Kg/Ha)	Neighbouring Yield
225	Gadag	Shirahatti	RANATUR	GP	Bengal Gram	RF	60	4	173.98				
226	Gadag	Shirahatti	SHIGLI	GP	Bengal Gram	RF	19	4	233.05				
227	Gadag	Shirahatti	Shirahatti (ULB)	GP	Bengal Gram	RF	56	4	107.62				
228	Gadag	Shirahatti	SURANAGI	GP	Bengal Gram	RF	153	4	93.60				
229	Gadag	Shirahatti	TARIKOPPA	GP	Bengal Gram	RF	139	4	155.63				
230	Gadag	Shirahatti	VADAVI	GP	Bengal Gram	RF	271	4	194.00				
231	Gadag	Shirahatti	YALAVATTI	GP	Bengal Gram	RF	637	4	174.24				
232	Gadag	Shirahatti	ADARAHALLI	GP	Sorghum (Jowar/Great Millet)	RF	349	4	508.89				
233	Gadag	Shirahatti	ADARAKATTI	GP	Sorghum (Jowar/Great Millet)	RF	242	4	325.62				
234	Gadag	Shirahatti	BALEHOSUR	GP	Sorghum (Jowar/Great Millet)	RF	396	4	251.48				
235	Gadag	Shirahatti	BANNIKOPPA	GP	Sorghum (Jowar/Great Millet)	RF	654	4	363.03				
236	Gadag	Shirahatti	BATTUR	GP	Sorghum (Jowar/Great Millet)	RF	331	4	143.01				

Government of Karnataka
Directorate of Economics and Statistics

GP Level Average Yield data for Rabi season 2018-19

S.N	District	Taluk	Insurance Unit (Hobli/ GP)	GP / HOBLI	Crop	IRR_RF	Area_Sown_Ha	No_CCE_Co nducted	Average Yield(Kg/Ha)	Name_Of_Higher_Level	No_cce Conducted_Higher	Higher average Yield(Kg/Ha)	Neighbouring Yield
237	Gadag	Shirahatti	BELLATTI	GP	Sorghum (Jowar/Great Millet)	RF	439	4	276.12				
238	Gadag	Shirahatti	CHABBI	GP	Sorghum (Jowar/Great Millet)	RF	512	4	352.91				
239	Gadag	Shirahatti	DODDUR	GP	Sorghum (Jowar/Great Millet)	RF	1158	4	353.79				
240	Gadag	Shirahatti	GOJANUR	GP	Sorghum (Jowar/Great Millet)	RF	493	4	223.53				
241	Gadag	Shirahatti	GOVANALA	GP	Sorghum (Jowar/Great Millet)	RF	132	4	336.62				
242	Gadag	Shirahatti	HEBBAL	GP	Sorghum (Jowar/Great Millet)	RF	825	4	143.01				
243	Gadag	Shirahatti	HULLURA	GP	Sorghum (Jowar/Great Millet)	RF	213	4	272.82				
244	Gadag	Shirahatti	ITIGI	GP	Sorghum (Jowar/Great Millet)	RF	427	4	1045.07				
245	Gadag	Shirahatti	KADKOL	GP	Sorghum (Jowar/Great Millet)	RF	390	4	375.35				
246	Gadag	Shirahatti	KOGANUR	GP	Sorghum (Jowar/Great Millet)	RF	514	4	79.21				
247	Gadag	Shirahatti	KONCHIGERI	GP	Sorghum (Jowar/Great Millet)	RF	4					275.93	Y
248	Gadag	Shirahatti	Lakshmeshwara (ULB)	GP	Sorghum (Jowar/Great Millet)	RF	995	4	312.42				

Government of Karnataka
Directorate of Economics and Statistics
GP Level Average Yield data for Rabi season 2018-19

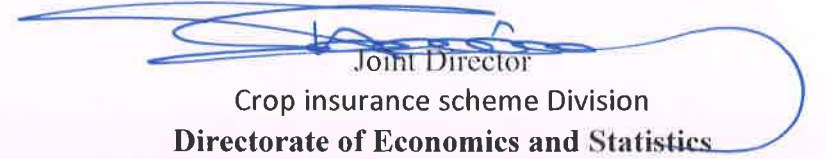
S.N	District	Taluk	Insurance Unit (Hobli/ GP)	GP / HOBLI	Crop	IRR_RF	Area_Sown_Ha	No_CCE_Co nducted	Average Yield(Kg/Ha)	Name_Of_Higher_Level	No_cce Conducted_Higher	Higher average Yield(Kg/Ha)	Neighbouring Yield
249	Gadag	Shirahatti	MACHANAHALLI	GP	Sorghum (Jowar/Great Millet)	RF	251	4	355.33				
250	Gadag	Shirahatti	MADALLI	GP	Sorghum (Jowar/Great Millet)	RF	531	4	222.22				
251	Gadag	Shirahatti	MAGADI	GP	Sorghum (Jowar/Great Millet)	RF	56	4	235.20				
252	Gadag	Shirahatti	MAJJOORU	GP	Sorghum (Jowar/Great Millet)	RF	96	4	269.96				
253	Gadag	Shirahatti	P-BADNI	GP	Sorghum (Jowar/Great Millet)	RF	368	4	388.55				
254	Gadag	Shirahatti	RAMGIRI	GP	Sorghum (Jowar/Great Millet)	RF	107	4	534.20				
255	Gadag	Shirahatti	RANATUR	GP	Sorghum (Jowar/Great Millet)	RF	447	4	254.34				
256	Gadag	Shirahatti	SHIGLI	GP	Sorghum (Jowar/Great Millet)	RF	115	4	260.28				
257	Gadag	Shirahatti	Shirahatti (ULB)	GP	Sorghum (Jowar/Great Millet)	RF	591	4	513.74				
258	Gadag	Shirahatti	SURANAGI	GP	Sorghum (Jowar/Great Millet)	RF	560	4	651.25				
259	Gadag	Shirahatti	TARIKOPPA	GP	Sorghum (Jowar/Great Millet)	RF	171	4	437.83				
260	Gadag	Shirahatti	VADAVI	GP	Sorghum (Jowar/Great Millet)	RF	565	4	358.18				

②

Government of Karnataka
Directorate of Economics and Statistics

GP Level Average Yield data for Rabi season 2018-19

S.N	District	Taluk	Insurance Unit (Hobli/ GP)	GP / HOBLI	Crop	IRR_ RF	Area_ Sown_ _Ha	No_CCE_Co nducted	Average Yield(Kg/Ha)	Name_Of _Higher_ Level	No_cce Conducted_ Higher	Higher average Yield(Kg/Ha)	Neighbouring Yield
261	Gadag	Shirahatti	YALAVATTI	GP	Sorghum (Jowar/Great Millet)	RF	358	4	251.70				


Joint Director
Crop insurance scheme Division
Directorate of Economics and Statistics

2.

Government of Karnataka
Directorate of Economics and Statistics

GP Level Average Yield data for Rabi season 2018-19

S.N	District	Taluk	Insurance Unit (Hobli/ GP)	GP / HOBLI	Crop	IRR- RF	Area_Sown_Ha	No_CCE_Co nducted	Average Yield(Kg/Ha)	Name_Of_Higher_Level	No_cce Conducted_Higher	Higher average Yield(Kg/Ha)	Neighbouring Yield
1	Hasan	Alur	HUNASAVALLI	GP	RAGI	RF	0			Hobli Level	13	1070.53	
2	Hasan	Alur	KANATTUR	GP	RAGI	RF	2			Hobli Level	13	1070.53	
3	Hasan	Alur	KUNDOORU	GP	RAGI	RF	8	4	1108.06				
4	Hasan	Alur	MADABALU	GP	RAGI	RF	24	4	715.52				
5	Hasan	Alur	MAGGE	GP	RAGI	RF	4			Hobli Level	17	1075.22	
6	Hasan	Alur	PALYA	GP	RAGI	RF	8	4	1438.76				
7	Hasan	Alur	TALUR	GP	RAGI	RF	18			Hobli Level	13	1070.53	
8	Hasan	Arsikere	ARAKERE	GP	Bengal Gram	RF	2			Hobli Level	2	388.42	
9	Hasan	Arsikere	BAGESHPUR	GP	Bengal Gram	RF	20			Hobli Level	9	172.85	
10	Hasan	Arsikere	BANDUR	GP	Bengal Gram	RF	3			Hobli Level	8	426.18	
11	Hasan	Arsikere	DUMMENAHALLI	GP	Bengal Gram	RF	3			Hobli Level	18	553.11	
12	Hasan	Arsikere	HIRIYUR	GP	Bengal Gram	RF	8			Hobli Level	2	134.87	

Government of Karnataka

Directorate of Economics and Statistics

GP Level Average Yield data for Rabi season 2018-19

S.N	District	Taluk	Insurance Unit (Hobli/ GP)	GP / HOBLI	Crop	IRR_Rf	Area_Sown_Ha	No_CCE_Co nducted	Average Yield(Kg/Ha)	Name_Of_Higher_Level	No_cce Conducted_Higher	Higher average Yield(Kg/Ha)	Neighbouring Yield
13	Hasan	Arsikere	J.C.PUR	GP	Bengal Gram	RF	7	4	213.09				
14	Hasan	Arsikere	JAVAGAL	GP	Bengal Gram	RF	22			Hobli Level	2	388.42	
15	Hasan	Arsikere	KALGUNDI	GP	Bengal Gram	RF	8			Hobli Level	14	185.21	
16	Hasan	Arsikere	KOLAGUNDA	GP	Bengal Gram	RF	0			Hobli Level	17	341.39	
17	Hasan	Arsikere	KURUVANKA	GP	Bengal Gram	RF	6			Hobli Level	20	173.25	
18	Hasan	Arsikere	LALANAKERE	GP	Bengal Gram	RF	0			Hobli Level	5	117.28	
19	Hasan	Arsikere	MADALU	GP	Bengal Gram	RF	11	4	142.96				
20	Hasan	Arsikere	RAMPURA	GP	Bengal Gram	RF	16	4	218.48				
21	Hasan	Arsikere	TALALUR	GP	Bengal Gram	RF	2			Hobli Level	11	518.04	
22	Hasan	Arsikere	YADAVANAHALLI	GP	Bengal Gram	RF	2			Hobli Level	3	115.08	
23	Hasan	Belur	ADAGUR	GP	RAGI	RF	0			Hobli Level	6	362.57	
24	Hasan	Belur	ANDELE	GP	RAGI	RF	0			Hobli Level	6	362.57	

Government of Karnataka
Directorate of Economics and Statistics
GP Level Average Yield data for Rabi season 2018-19

S.N	District	Taluk	Insurance Unit (Hobli/ GP)	GP / HOBLI	Crop	IRR_RF	Area_Sown_Ha	No_CCE_Co nducted	Average Yield(Kg/Ha)	Name_Of_Higher_Level	No_cce Conducted_Higher	Higher average Yield(Kg/Ha)	Neighbouring Yield
25	Hasan	Belur	BANTENAHALLI	GP	RAGI	RF	0			Hobli Level	6	212.02	
26	Hasan	Belur	CATACATANAHAL LI	GP	RAGI	RF	0			Hobli Level	9	248.14	
27	Hasan	Belur	CHIKKAMEDUR	GP	RAGI	RF	0			Hobli Level	6	212.02	
28	Hasan	Belur	GANGUR	GP	RAGI	RF	5			Hobli Level	9	248.14	
29	Hasan	Belur	GHATTADAHALLI	GP	RAGI	RF	18			Hobli Level	9	248.14	
30	Hasan	Belur	GONISOMANAHA LLI	GP	RAGI	RF	2			Hobli Level	9	248.14	
31	Hasan	Belur	HAGARE	GP	RAGI	RF	4	4	240.51				
32	Hasan	Belur	HALEBEEDU	GP	RAGI	RF	0			Hobli Level	9	248.14	
33	Hasan	Belur	HANIKE	GP	RAGI	RF	0			Hobli Level	6	212.02	
34	Hasan	Belur	HEBBALU	GP	RAGI	RF	12			Hobli Level	21	253.42	
35	Hasan	Belur	HULUGUNDI	GP	RAGI	RF	0			Hobli Level	6	362.57	
36	Hasan	Belur	IBBIDU	GP	RAGI	RF	0			Hobli Level	21	338.85	

Government of Karnataka

Directorate of Economics and Statistics

GP Level Average Yield data for Rabi season 2018-19

S.N	District	Taluk	Insurance Unit (Hobli/ GP)	GP / HOBLI	Crop	IRR_RF	Area_Sown_Ha	No_CCE_Co nducted	Average Yield(Kg/Ha)	Name_Of_Higher_Level	No_cce Conducted_Higher	Higher average Yield(Kg/Ha)	Neighbouring Yield
37	Hasan	Belur	KALLERE	GP	RAGI	RF	0			Hobli Level	6	212.02	
38	Hasan	Belur	KODIHALLI	GP	RAGI	RF	7			Hobli Level	9	248.14	
39	Hasan	Belur	KOGILAMANE	GP	RAGI	RF	10			Hobli Level	18	449.73	
40	Hasan	Belur	LAKKUNDA	GP	RAGI	RF	2			Hobli Level	6	637.26	
41	Hasan	Belur	MADAGUTTA	GP	RAGI	RF	4	4	715.64				
42	Hasan	Belur	NARAYANAPURA	GP	RAGI	RF	16			Hobli Level	6	212.02	
43	Hasan	Belur	RAJANASHIRIYUR	GP	RAGI	RF	0			Hobli Level	15	262.45	
44	Hasan	Belur	SANYASIHALLI	GP	RAGI	RF	29			Hobli Level	6	212.02	
45	Hasan	Belur	SAVASIHALLI	GP	RAGI	RF	0			Hobli Level	15	331.36	
46	Hasan	Belur	YALAHANKA	GP	RAGI	RF	11			Hobli Level	15	259.59	
47	Hasan	Belur	YAMASANDI	GP	RAGI	RF	13			Hobli Level	6	212.02	
48	Hasan	Hassan	A.HOSAHALLI	GP	RAGI	RF	3			Hobli Level	6	476.72	

Government of Karnataka
Directorate of Economics and Statistics
GP Level Average Yield data for Rabi season 2018-19

S.N	District	Taluk	Insurance Unit (Hobli/ GP)	GP / HOBLI	Crop	IRR_RF	Area_Sown_Ha	No_CCE_Co nducted	Average Yield(Kg/Ha)	Name_Of_Higher_Level	No_cce Conducted_Higher	Higher average Yield(Kg/Ha)	Neighbouring Yield
49	Hasan	Hassan	ANKAPURA	GP	RAGI	RF	1			Hobli Level	31	902.18	
50	Hasan	Hassan	B.KATIHALLI	GP	RAGI	RF	6	4	962.04				
51	Hasan	Hassan	BASAVAGATTA	GP	RAGI	RF	2			Hobli Level	20	546.13	
52	Hasan	Hassan	CHANNANGIHALLI	GP	RAGI	RF	2			Hobli Level	17	865.02	
53	Hasan	Hassan	DODDAGENIGERE	GP	RAGI	RF	3			Hobli Level	28	1079.91	
54	Hasan	Hassan	GORUR	GP	RAGI	RF	2			Hobli Level	17	865.02	
55	Hasan	Hassan	HANUMANTHAPURA	GP	RAGI	RF	2			Hobli Level	31	1016.80	
56	Hasan	Hassan	HARALAHALLI	GP	RAGI	RF	1	4	1327.10				
57	Hasan	Hassan	HONNAVARA	GP	RAGI	RF	4			Hobli Level	20	546.13	
58	Hasan	Hassan	HUVINAHALLIKAVHAL	GP	RAGI	RF	3			Hobli Level	14	1031.98	
59	Hasan	Hassan	JAGARAVALLI	GP	RAGI	RF	4	4	724.79				
60	Hasan	Hassan	KABBALI	GP	RAGI	RF	1			Hobli Level	6	476.72	

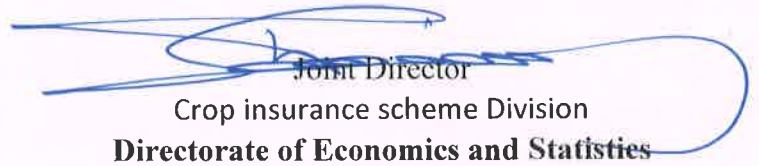
Government of Karnataka
Directorate of Economics and Statistics
GP Level Average Yield data for Rabi season 2018-19

S.N	District	Taluk	Insurance Unit (Hobli/ GP)	GP / HOBLI	Crop	IRR_Rf	Area_Sown_Ha	No_CCE_Co nducted	Average Yield(Kg/Ha)	Name_Of_Higher_Level	No_cce Conducted_Higher	Higher average Yield(Kg/Ha)	Neighbouring Yield
61	Hasan	Hassan	KANDALI	GP	RAGI	RF	2			Hobli Level	31	981.89	
62	Hasan	Hassan	KARLE	GP	RAGI	RF	1	4	1655.22				
63	Hasan	Hassan	KATTAYA	GP	RAGI	RF	4			Hobli Level	17	865.02	
64	Hasan	Hassan	KOWSHIKA	GP	RAGI	RF	5	4	1683.56				
65	Hasan	Hassan	MADENUR	GP	RAGI	RF	2	4	682.87				
66	Hasan	Hassan	MARKULI	GP	RAGI	RF	2			Hobli Level	14	1106.54	
67	Hasan	Hassan	MELAGODU	GP	RAGI	RF	1			Hobli Level	6	476.72	
68	Hasan	Hassan	MOSALEHOSAHALLI	GP	RAGI	RF	0			Hobli Level	14	1106.54	
69	Hasan	Hassan	NITTURAU	GP	RAGI	RF	1			Hobli Level	17	1021.96	
70	Hasan	Hassan	SALAGAME	GP	RAGI	RF	4	4	998.54				
71	Hasan	Hassan	SEEGE	GP	RAGI	RF	4			Hobli Level	11	1158.27	
72	Hasan	Hassan	SHANKARANAHALLI	GP	RAGI	RF	1			Hobli Level	31	884.67	

**Government of Karnataka
Directorate of Economics and Statistics**

GP Level Average Yield data for Rabi season 2018-19

S.N	District	Taluk	Insurance Unit (Hobli/ GP)	GP / HOBLI	Crop	IRR_RF	Area_Sown_Ha	No_CCE_Co nducted	Average Yield(Kg/Ha)	Name_Of_Higher_Level	No_cce Conducted_Higher	Higher average Yield(Kg/Ha)	Neighbouring Yield
73	Hasan	Hassan	SHANTHIGRAMA	GP	RAGI	RF	1			Hobli Level	14	1106.54	
74	Hasan	Hassan	SHETTIHALLI	GP	RAGI	RF	2			Hobli Level	17	865.02	
75	Hasan	Hassan	TEJUR	GP	RAGI	RF	2			Hobli Level	14	1031.98	
76	Hasan	Hassan	UGANE	GP	RAGI	RF	3			Hobli Level	11	1158.27	
77	Hasan	Hassan	YALUGUNDA	GP	RAGI	RF	2			Hobli Level	11	1158.27	


 Joint Director
 Crop insurance scheme Division
 Directorate of Economics and Statistics

(Handwritten mark)

Government of Karnataka
Directorate of Economics and Statistics
GP Level Average Yield data for Rabi season 2018-19

S.N	District	Taluk	Insurance Unit (Hobli/ GP)	GP / HOBLI	Crop	IRR_RF	Area_Sown_Ha	No_CCE_Co nducted	Average Yield(Kg/Ha)	Name_Of_Higher_Level	No_cce Conducted_Higher	Higher average Yield(Kg/Ha)	Neighbouring Yield
1	Haveri	Byadagi	BANNIHATTI	GP	Sorghum (Jowar/Great Millet)	RF	195	4	407.03				
2	Haveri	Byadagi	BISALHALLI	GP	Sorghum (Jowar/Great Millet)	RF	232	4	631.45				
3	Haveri	Byadagi	BUDAPANAHALLI	GP	Sorghum (Jowar/Great Millet)	RF	163	4	310.22				
4	Haveri	Byadagi	Byadagi (ULB)	GP	Sorghum (Jowar/Great Millet)	RF	90	4	567.64				
5	Haveri	Byadagi	CHIKKABASUR	GP	Sorghum (Jowar/Great Millet)	RF	15	4	1148.48				
6	Haveri	Byadagi	GUNDENAHALLI	GP	Sorghum (Jowar/Great Millet)	RF	372	4	779.51				
7	Haveri	Byadagi	HEDIGGONDA	GP	Sorghum (Jowar/Great Millet)	RF	158	4	1100.08				
8	Haveri	Byadagi	HIREANAJI	GP	Sorghum (Jowar/Great Millet)	RF	90	4	545.64				
9	Haveri	Byadagi	HIREHALLI	GP	Sorghum (Jowar/Great Millet)	RF	22	4	299.22				
10	Haveri	Byadagi	KADARAMANDAL AGI	GP	Sorghum (Jowar/Great Millet)	RF	214	4	492.84				
11	Haveri	Byadagi	KAGINELE	GP	Sorghum (Jowar/Great Millet)	RF	161	4	396.03				

Government of Karnataka
Directorate of Economics and Statistics

GP Level Average Yield data for Rabi season 2018-19

S.N	District	Taluk	Insurance Unit (Hobli/ GP)	GP / HOBLI	Crop	IRR_Rf	Area_Sown_Ha	No_CCE_Co nducted	Average Yield(Kg/Ha)	Name_Of_Higher_Level	No_cce Conducted_Higher	Higher average Yield(Kg/Ha)	Neighbouring Yield
12	Haveri	Byadagi	KALLEDEVARU	GP	Sorghum (Jowar/Great Millet)	RF	168	4	233.22				
13	Haveri	Byadagi	KERAVADI	GP	Sorghum (Jowar/Great Millet)	RF	222	4	545.20				
14	Haveri	Byadagi	KUMMUR	GP	Sorghum (Jowar/Great Millet)	RF	26	4	872.14				
15	Haveri	Byadagi	MALLUR	GP	Sorghum (Jowar/Great Millet)	RF	324	4	483.51				
16	Haveri	Byadagi	MASANAGI	GP	Sorghum (Jowar/Great Millet)	RF	206	4	704.05				
17	Haveri	Byadagi	MATTURA	GP	Sorghum (Jowar/Great Millet)	RF	138	4	273.70				
18	Haveri	Byadagi	MOTEBENNUR	GP	Sorghum (Jowar/Great Millet)	RF	360	4	506.04				
19	Haveri	Byadagi	SHIDENUR	GP	Sorghum (Jowar/Great Millet)	RF	137	4	668.85				
20	Haveri	Byadagi	SUDAMBI	GP	Sorghum (Jowar/Great Millet)	RF	18	4	310.22				
21	Haveri	Byadagi	TADAS	GP	Sorghum (Jowar/Great Millet)	RF	28	4	457.63				
22	Haveri	Hangal	ALADAKATTI	GP	Maize (Makka)	IRR	30	4	3288.19				

Government of Karnataka
Directorate of Economics and Statistics

GP Level Average Yield data for Rabi season 2018-19

S.N	District	Taluk	Insurance Unit (Hobli/ GP)	GP / HOBLI	Crop	IRR_RF	Area_Sown_Ha	No_CCE_Co nducted	Average Yield(Kg/Ha)	Name_Of_Higher_Level	No_cce Conducted_Higher	Higher average Yield(Kg/Ha)	Neighbouring Yield
23	Haveri	Hangal	BALAMBEED	GP	Maize (Makka)	IRR	95	4	2720.23				
24	Haveri	Hangal	BELAGALPETE	GP	Maize (Makka)	IRR	15	4	3552.24				
25	Haveri	Hangal	BOMMANAHALLI	GP	Maize (Makka)	IRR	30	4	3203.49				
26	Haveri	Hangal	GONDI	GP	Maize (Makka)	IRR	34	4	5480.31				
27	Haveri	Hangal	HAVANAGI	GP	Maize (Makka)	IRR	13	4	3756.50				
28	Haveri	Hangal	HCCRUR	GP	Maize (Makka)	IRR	32	4	3965.75				
29	Haveri	Hangal	HIREHULLAL	GP	Maize (Makka)	IRR	50	4	2989.26				
30	Haveri	Hangal	HULLATTI	GP	Maize (Makka)	IRR	36	4	2441.23				
31	Haveri	Hangal	KALLAPUR	GP	Maize (Makka)	IRR	8	4	4782.81				
32	Haveri	Hangal	KANCHINEGALUR	GP	Maize (Makka)	IRR	36	4	4290.34				
33	Haveri	Hangal	KARAGUDARI	GP	Maize (Makka)	IRR	13	4	4501.33				
34	Haveri	Hangal	KUDAL	GP	Maize (Makka)	IRR	28	4	3068.98				

Government of Karnataka
Directorate of Economics and Statistics

GP Level Average Yield data for Rabi season 2018-19

S.N	District	Taluk	Insurance Unit (Hobli/ GP)	GP / HOBLI	Crop	IRR_RF	Area_Sown_Ha	No_CCE_Co nducted	Average Yield(Kg/Ha)	Name_Of_Higher_Level	No_cce Conducted_Higher	Higher average Yield(Kg/Ha)	Neighbouring Yield
35	Haveri	Hangal	KUSANUR	GP	Maize (Makka)	IRR	26	4	1569.26				
36	Haveri	Hangal	MALAGUND	GP	Maize (Makka)	IRR	30	4	3960.77				
37	Haveri	Hangal	MANTAGI	GP	Maize (Makka)	IRR	35	4	4543.68				
38	Haveri	Hangal	MARANABEED	GP	Maize (Makka)	IRR	30	4	1200.19				
39	Haveri	Hangal	MASANAKATTI	GP	Maize (Makka)	IRR	32			Hobli Level	45	3154.47	
40	Haveri	Hangal	NAREGAL	GP	Maize (Makka)	IRR	34	4	2989.26				
41	Haveri	Hangal	SAMMASAGI	GP	Maize (Makka)	IRR	30	4	4130.16				
42	Haveri	Hangal	SANVASAGI	GP	Maize (Makka)	IRR	39	4	4057.92				
43	Haveri	Hangal	SHADAGUPPI	GP	Maize (Makka)	IRR	10	4	4244.75				
44	Haveri	Hangal	SHIRAGOD	GP	Maize (Makka)	IRR	28	4	1743.73				
45	Haveri	Hangal	SOMASAGAR	GP	Maize (Makka)	IRR	59	4	3347.97				
46	Haveri	Hangal	SURALESHWAR	GP	Maize (Makka)	IRR	12	4	2401.37				

Government of Karnataka
Directorate of Economics and Statistics
GP Level Average Yield data for Rabi season 2018-19

S.N	District	Taluk	Insurance Unit (Hobli/ GP)	GP / HOBLI	Crop	IRR_RF	Area_Sown_Ha	No_CCE_Co nducted	Average Yield(Kg/Ha)	Name_Of_Higher_Level	No_cce Conducted_Higher	Higher average Yield(Kg/Ha)	Neighbouring Yield
47	Haveri	Hangal	YALAVATTI	GP	Maize (Makka)	IRR	35	4	3437.65				
48	Haveri	Haveri	AGADI	GP	Maize (Makka)	IRR	41	4	5111.64				
49	Haveri	Haveri	ALADAKATTI	GP	Maize (Makka)	IRR	46	4	4658.26				
50	Haveri	Haveri	BASAPUR	GP	Maize (Makka)	IRR	220	4	1873.27				
51	Haveri	Haveri	DEVAGIRI	GP	Maize (Makka)	IRR	74	4	1647.09				
52	Haveri	Haveri	DEVII IOSUR	GP	Maize (Makka)	IRR	50	4	3367.90				
53	Haveri	Haveri	Guttal(ULB)	GP	Maize (Makka)	IRR	500	4	2266.86				
54	Haveri	Haveri	HALAGI	GP	Maize (Makka)	IRR	132	4	2266.85				
55	Haveri	Haveri	HANDIGANUR	GP	Maize (Makka)	IRR	23	4	1898.18				
56	Haveri	Haveri	HANVASHI	GP	Maize (Makka)	IRR	2			Hobli Level	42	2645.40	
57	Haveri	Haveri	HAVANUR	GP	Maize (Makka)	IRR	62	4	2859.73				
58	Haveri	Haveri	HOMBARADI	GP	Maize (Makka)	IRR	29	4	3542.28				

Government of Karnataka
Directorate of Economics and Statistics

GP Level Average Yield data for Rabi season 2018-19

S.N	District	Taluk	Insurance Unit (Hobli/ GP)	GP / HOBLI	Crop	IRR_RF	Area_Sown_Ha	No_CCE_Co nducted	Average Yield(Kg/Ha)	Name_Of_Higher_Level	No_cce Conducted_Higher	Higher average Yield(Kg/Ha)	Neighbouring Yield
59	Haveri	Haveri	HOSAKITTURA	GP	Maize (Makka)	IRR	47	4	2545.85				
60	Haveri	Haveri	HOSARITTI	GP	Maize (Makka)	IRR	322	4	2821.37				
61	Haveri	Haveri	KALLIHAL	GP	Maize (Makka)	IRR	50	4	4147.60				
62	Haveri	Haveri	KANAKAPUR	GP	Maize (Makka)	IRR	39	4	3686.75				
63	Haveri	Haveri	KANCHARAGATTI	GP	Maize (Makka)	IRR	135	4	4742.96				
64	Haveri	Haveri	KANVALLI	GP	Maize (Makka)	IRR	1			Hobli Level	34	3495.68	
65	Haveri	Haveri	KARJAGI	GP	Maize (Makka)	IRR	46	4	4379.27				
66	Haveri	Haveri	KATENAHALLI	GP	Maize (Makka)	IRR	29	4	1594.27				
67	Haveri	Haveri	KOLUR	GP	Maize (Makka)	IRR	10	4	5111.64				
68	Haveri	Haveri	KONANATAMBAGI	GP	Maize (Makka)	IRR	320	4	3177.47				
69	Haveri	Haveri	KULENUR	GP	Maize (Makka)	IRR	61	4	3143.71				
70	Haveri	Haveri	KURABAGONDA	GP	Maize (Makka)	IRR	75	4	3347.97				

Government of Karnataka
Directorate of Economics and Statistics
GP Level Average Yield data for Rabi season 2018-19

S.N	District	Taluk	Insurance Unit (Hobli/ GP)	GP / HOBLI	Crop	IRR_Rf	Area_Sown_Ha	No_CCE_Co nducted	Average Yield(Kg/Ha)	Name_Of_Higher_Level	No_cce Conducted_Higher	Higher average Yield(Kg/Ha)	Neighbouring Yield
71	Haveri	Haveri	KURAGUND	GP	Maize (Makka)	IRR	156	4	1654.06				
72	Haveri	Haveri	MAROL	GP	Maize (Makka)	IRR	243	4	2386.43				
73	Haveri	Haveri	MEVUNDI	GP	Maize (Makka)	IRR	62	4	3512.38				
74	Haveri	Haveri	NAGANUR	GP	Maize (Makka)	IRR	60	4	2422.80				
75	Haveri	Haveri	NEGALUR	GP	Maize (Makka)	IRR	282	4	2032.70				
76	Haveri	Haveri	SANGUR	GP	Maize (Makka)	IRR	41	4	2685.35				
77	Haveri	Haveri	AGADI	GP	Sorghum (Jowar/Great Millet)	RF	600	4	660.05				
78	Haveri	Haveri	ALADAKATTI	GP	Sorghum (Jowar/Great Millet)	RF	354	4	1098.14				
79	Haveri	Haveri	BASAPUR	GP	Sorghum (Jowar/Great Millet)	RF	40	4	467.31				
80	Haveri	Haveri	BELAVAGI	GP	Sorghum (Jowar/Great Millet)	RF	64	4	1368.49				
81	Haveri	Haveri	BUDAGATTI	GP	Sorghum (Jowar/Great Millet)	RF	200	4	460.58				
82	Haveri	Haveri	DEVAGIRI	GP	Sorghum (Jowar/Great Millet)	RF	200	4	293.28				

Government of Karnataka
Directorate of Economics and Statistics

GP Level Average Yield data for Rabi season 2018-19

S.N	District	Taluk	Insurance Unit (Hobli/ GP)	GP / HOBLI	Crop	IRR_RF	Area_Sown_Ha	No_CCE_Co nducted	Average Yield(Kg/Ha)	Name_Of_Higher_Level	No_cce Conducted_Higher	Higher average Yield(Kg/Ha)	Neighbouring Yield
83	Haveri	Haveri	DEVIHOSUR	GP	Sorghum (Jowar/Great Millet)	RF	679	4	611.64				
84	Haveri	Haveri	Guttal(ULB)	GP	Sorghum (Jowar/Great Millet)	RF	613	4	246.42				
85	Haveri	Haveri	HALAGI	GP	Sorghum (Jowar/Great Millet)	RF	75	4	360.83				
86	Haveri	Haveri	HANDIGANUR	GP	Sorghum (Jowar/Great Millet)	RF	120	4	466.43				
87	Haveri	Haveri	HAVANUR	GP	Sorghum (Jowar/Great Millet)	RF	593	4	552.24				
88	Haveri	Haveri	Haveri (ULB)	GP	Sorghum (Jowar/Great Millet)	RF	200	4	875.66				
89	Haveri	Haveri	HOMBARADI	GP	Sorghum (Jowar/Great Millet)	RF	150	4	558.84				
90	Haveri	Haveri	HOSAKITTURA	GP	Sorghum (Jowar/Great Millet)	RF	72	4	686.45				
91	Haveri	Haveri	HOSARITTI	GP	Sorghum (Jowar/Great Millet)	RF	250	4	344.77				
92	Haveri	Haveri	KABBUR	GP	Sorghum (Jowar/Great Millet)	RF	100	4	330.02				
93	Haveri	Haveri	KALLIHAL	GP	Sorghum (Jowar/Great Millet)	RF	150	4	1375.09				
94	Haveri	Haveri	KANAKAPUR	GP	Sorghum (Jowar/Great Millet)	RF	37	4	1122.08				

Government of Karnataka
Directorate of Economics and Statistics

GP Level Average Yield data for Rabi season 2018-19

S.N	District	Taluk	Insurance Unit (Hobli/ GP)	GP / HOBLI	Crop	IRR_Rf	Area_Sown_Ha	No_CCE_Co nducted	Average Yield(Kg/Ha)	Name_Of_Higher_Level	No_cce Conducted_Higher	Higher average Yield(Kg/Ha)	Neighbouring Yield
95	Haveri	Haveri	KANCHARAGATTI	GP	Sorghum (Jowar/Great Millet)	RF	2	4	323.42				
96	Haveri	Haveri	KANVALLI	GP	Sorghum (Jowar/Great Millet)	RF	500	4	647.29				
97	Haveri	Haveri	KARJAGI	GP	Sorghum (Jowar/Great Millet)	RF	120	4	778.85				
98	Haveri	Haveri	KATENAHALLI	GP	Sorghum (Jowar/Great Millet)	RF	30	4	250.82				
99	Haveri	Haveri	KOLUR	GP	Sorghum (Jowar/Great Millet)	RF	180	4	551.36				
100	Haveri	Haveri	KONANATAMBAGI	GP	Sorghum (Jowar/Great Millet)	RF	395	4	617.49				
101	Haveri	Haveri	KULENUR	GP	Sorghum (Jowar/Great Millet)	RF	120	4	955.97				
102	Haveri	Haveri	KURABAGONDA	GP	Sorghum (Jowar/Great Millet)	RF	110	4	221.82				
103	Haveri	Haveri	KURAGUND	GP	Sorghum (Jowar/Great Millet)	RF	100	4	402.63				
104	Haveri	Haveri	MAROL	GP	Sorghum (Jowar/Great Millet)	RF	51	4	598.44				
105	Haveri	Haveri	MEVUNDI	GP	Sorghum (Jowar/Great Millet)	RF	5	4	377.86				

(Handwritten mark)

Government of Karnataka
Directorate of Economics and Statistics

GP Level Average Yield data for Rabi season 2018-19

S.N	District	Taluk	Insurance Unit (Hobli/ GP)	GP / HOBLI	Crop	IRR_RF	Area_Sown_Ha	No_CCE_Co nducted	Average Yield(Kg/Ha)	Name_Of_Higher_Level	No_cce_Conducted_Higher	Higher average Yield(Kg/Ha)	Neighbouring Yield
106	Haveri	Haveri	NAGANUR	GP	Sorghum (Jowar/Great Millet)	RF	50	4	1531.30				
107	Haveri	Haveri	NEGALUR	GP	Sorghum (Jowar/Great Millet)	RF	500	4	237.62				
108	Haveri	Haveri	NELOGALL	GP	Sorghum (Jowar/Great Millet)	RF	150	4	484.03				
109	Haveri	Haveri	SANGUR	GP	Sorghum (Jowar/Great Millet)	RF	90	4	484.47				
110	Haveri	Haveri	YALAGACHCHA	GP	Sorghum (Jowar/Great Millet)	RF	102	4	616.04				
111	Haveri	Hirekerur	ABALUR	GP	Sorghum (Jowar/Great Millet)	RF	496	4	699.65				
112	Haveri	Hirekerur	BETAKERUR	GP	Sorghum (Jowar/Great Millet)	RF	884	4	1435.82				
113	Haveri	Hirekerur	BURADIKATTI	GP	Sorghum (Jowar/Great Millet)	RF	384	4	1062.23				
114	Haveri	Hirekerur	CHANNALLI	GP	Sorghum (Jowar/Great Millet)	RF	495	4	400.43				
115	Haveri	Hirekerur	CHIKKERUR	GP	Sorghum (Jowar/Great Millet)	RF	284	4	418.03				
116	Haveri	Hirekerur	HANSABHAVI	GP	Sorghum (Jowar/Great Millet)	RF	311	4	264.02				

(9)

**Government of Karnataka
Directorate of Economics and Statistics**

GP Level Average Yield data for Rabi season 2018-19

S.N	District	Taluk	Insurance Unit (Hobli/ GP)	GP / HOBLI	Crop	IRR_RF	Area_Sown_Ha	No_CCE_Co nducted	Average Yield(Kg/Ha)	Name_Of_Higher_Level	No_cce Conducted_Higher	Higher average Yield(Kg/Ha)	Neighbouring Yield
117	Haveri	Hirekerur	HIREMORAB	GP	Sorghum (Jowar/Great Millet)	RF	107	4	858.06				
118	Haveri	Hirekerur	INGALAGONDI	GP	Sorghum (Jowar/Great Millet)	RF	153	4	1082.91				
119	Haveri	Hirekerur	KANAVISIDDAGE RI	GP	Sorghum (Jowar/Great Millet)	RF	78	4	272.82				
120	Haveri	Hirekerur	KODA	GP	Sorghum (Jowar/Great Millet)	RF	161	4	336.62				
121	Haveri	Hirekerur	KODAMAGGI	GP	Sorghum (Jowar/Great Millet)	RF	106	4	902.06				
122	Haveri	Hirekerur	KUDAPALI	GP	Sorghum (Jowar/Great Millet)	RF	193	4	550.04				
123	Haveri	Hirekerur	MAKARI	GP	Sorghum (Jowar/Great Millet)	RF	77	4	633.64				
124	Haveri	Hirekerur	MASUR	GP	Sorghum (Jowar/Great Millet)	RF	61	4	1892.13				
125	Haveri	Hirekerur	MEDUR	GP	Sorghum (Jowar/Great Millet)	RF	303	4	1012.73				
126	Haveri	Hirekerur	NAGAVAND	GP	Sorghum (Jowar/Great Millet)	RF	157	4	1416.90				
127	Haveri	Hirekerur	NESHWI	GP	Sorghum (Jowar/Great Millet)	RF	111	4	908.66				

Government of Karnataka
Directorate of Economics and Statistics
GP Level Average Yield data for Rabi season 2018-19

S.N	District	Taluk	Insurance Unit (Hobli/ GP)	GP / HOBLI	Crop	IRR_RF	Area_Sown_Ha	No_CCE_Co nducted	Average Yield(Kg/Ha)	Name_Of_Higher_Level	No_cce Conducted_Higher	Higher average Yield(Kg/Ha)	Neighbouring Yield
128	Haveri	Hirekerur	NIDANEGILU	GP	Sorghum (Jowar/Great Millet)	RF	253	4	721.65				
129	Haveri	Hirekerur	RATTIHALLI	GP	Sorghum (Jowar/Great Millet)	RF	95	4	675.45				
130	Haveri	Hirekerur	SHIRAGAMBI	GP	Sorghum (Jowar/Great Millet)	RF	78	4	936.39				
131	Haveri	Hirekerur	SUTTAKOTI	GP	Sorghum (Jowar/Great Millet)	RF	332	4	440.91				
132	Haveri	Hirekerur	TAVARAGI	GP	Sorghum (Jowar/Great Millet)	RF	304	4	783.25				
133	Haveri	Hirekerur	YATTINAHALLI MK	GP	Sorghum (Jowar/Great Millet)	RF	722	4	352.03				
134	Haveri	Ranebennur	ANTARAVALLI	GP	Sorghum (Jowar/Great Millet)	RF	375	4	822.86				
135	Haveri	Ranebennur	ASUNDI	GP	Sorghum (Jowar/Great Millet)	RF	650	4	721.65				
136	Haveri	Ranebennur	BENAKANAKONDA	GP	Sorghum (Jowar/Great Millet)	RF	225	4	369.63				
137	Haveri	Ranebennur	BILLAHALLI	GP	Sorghum (Jowar/Great Millet)	RF	389	4	602.44				
138	Haveri	Ranebennur	CHALAGERI	GP	Sorghum (Jowar/Great Millet)	RF	351	4	638.05				

**Government of Karnataka
Directorate of Economics and Statistics**

GP Level Average Yield data for Rabi season 2018-19

S.N	District	Taluk	Insurance Unit (Hobli/ GP)	GP / HOBLI	Crop	IRR_RF	Area_Sown_Ha	No_CCE_Co nducted	Average Yield(Kg/Ha)	Name_Of_Higher_Level	No_cce Conducted_Higher	Higher average Yield(Kg/Ha)	Neighbouring Yield
139	Haveri	Ranebennur	CHIKKAKURAVATI	GP	Sorghum (Jowar/Great Millet)	RF	60	4	563.24				
140	Haveri	Ranebennur	GUDAGUR	GP	Sorghum (Jowar/Great Millet)	RF	170	4	1254.09				
141	Haveri	Ranebennur	GUDDADANVERI	GP	Sorghum (Jowar/Great Millet)	RF	610	4	532.44				
142	Haveri	Ranebennur	GUDDAGUDDAPUR	GP	Sorghum (Jowar/Great Millet)	RF	65	4	660.05				
143	Haveri	Ranebennur	HALAGERI	GP	Sorghum (Jowar/Great Millet)	RF	625	4	550.04				
144	Haveri	Ranebennur	HANUMAPURA	GP	Sorghum (Jowar/Great Millet)	RF	130	4	365.22				
145	Haveri	Ranebennur	HARANAGIRI	GP	Sorghum (Jowar/Great Millet)	RF	238	4	697.45				
146	Haveri	Ranebennur	HEDIYAL	GP	Sorghum (Jowar/Great Millet)	RF	420	4	541.24				
147	Haveri	Ranebennur	HONNATTI	GP	Sorghum (Jowar/Great Millet)	RF	692	4	810.98				
148	Haveri	Ranebennur	ITAGI	GP	Sorghum (Jowar/Great Millet)	RF	686	4	453.23				
149	Haveri	Ranebennur	JOYISARAHARALAHALLI	GP	Sorghum (Jowar/Great Millet)	RF	183	4	321.22				

Government of Karnataka
Directorate of Economics and Statistics
GP Level Average Yield data for Rabi season 2018-19

S.N	District	Taluk	Insurance Unit (Hobli/ GP)	GP / HOBLI	Crop	IRR_RF	Area_Sown_Ha	No_CCE_Co nducted	Average Yield(Kg/Ha)	Name_Of_Higher_Level	No_cce Conducted_Higher	Higher average Yield(Kg/Ha)	Neighbouring Yield
150	Haveri	Ranebennur	KAJJARI	GP	Sorghum (Jowar/Great Millet)	RF	230	4	378.43				
151	Haveri	Ranebennur	KAMADOD	GP	Sorghum (Jowar/Great Millet)	RF	129	4	424.63				
152	Haveri	Ranebennur	KARUR	GP	Sorghum (Jowar/Great Millet)	RF	93	4	486.24				
153	Haveri	Ranebennur	KODIYAL	GP	Sorghum (Jowar/Great Millet)	RF	0			Hobli Level	34	670.48	
154	Haveri	Ranebennur	KUPPELUR	GP	Sorghum (Jowar/Great Millet)	RF	148	4	731.55				
155	Haveri	Ranebennur	LINGADAHALLI	GP	Sorghum (Jowar/Great Millet)	RF	36	4	844.86				
156	Haveri	Ranebennur	MALANAYKANAH ALLI	GP	Sorghum (Jowar/Great Millet)	RF	85	4	552.24				
157	Haveri	Ranebennur	MUDENUR	GP	Sorghum (Jowar/Great Millet)	RF	116	4	789.85				
158	Haveri	Ranebennur	Ranebennur(ULB)	GP	Sorghum (Jowar/Great Millet)	RF	579	4	1060.47				
159	Haveri	Ranebennur	SOMALAPUR	GP	Sorghum (Jowar/Great Millet)	RF	42			Hobli Level	24	664.08	
160	Haveri	Ranebennur	SUNAKALBIDIRI	GP	Sorghum (Jowar/Great Millet)	RF	340	4	296.76				
161	Haveri	Ranebennur	UKKUND	GP	Sorghum (Jowar/Great Millet)	RF	548	4	470.83				



**Government of Karnataka
Directorate of Economics and Statistics**

GP Level Average Yield data for Rabi season 2018-19

S.N	District	Taluk	Insurance Unit (Hobli/ GP)	GP / HOBLI	Crop	IRR_RF	Area_Sown_Ha	No_CCE_Co nducted	Average Yield(Kg/Ha)	Name_Of_Higher_Level	No_cce Conducted_Higher	Higher average Yield(Kg/Ha)	Neighbouring Yield
162	Haveri	Ranebennur	Y.T. HONNATHI	GP	Sorghum (Jowar/Great Millet)	RF	166	4	761.17				
163	Haveri	Savanur	CHILLURABADNI	GP	Sorghum (Jowar/Great Millet)	RF	249	4	155.11				
164	Haveri	Savanur	DAMBARAMATTU R	GP	Sorghum (Jowar/Great Millet)	RF	461	4	133.55				
165	Haveri	Savanur	HATTIMATTUR	GP	Sorghum (Jowar/Great Millet)	RF	976	4	333.76				
166	Haveri	Savanur	HESARUR	GP	Sorghum (Jowar/Great Millet)	RF	583	4	64.24				
167	Haveri	Savanur	HIREMARALIHALL I	GP	Sorghum (Jowar/Great Millet)	RF	170	4	129.37				
168	Haveri	Savanur	HIREMUGUDUR	GP	Sorghum (Jowar/Great Millet)	RF	288	4	440.03				
169	Haveri	Savanur	HURALIKUPPI	GP	Sorghum (Jowar/Great Millet)	RF	161	4	308.02				
170	Haveri	Savanur	HUVINASHIGLI	GP	Sorghum (Jowar/Great Millet)	RF	192	4	114.19				
171	Haveri	Savanur	ICHCHANGI	GP	Sorghum (Jowar/Great Millet)	RF	553	4	93.73				
172	Haveri	Savanur	JALLAPUR	GP	Sorghum (Jowar/Great Millet)	RF	350	4	294.82				

**Government of Karnataka
Directorate of Economics and Statistics**

GP Level Average Yield data for Rabi season 2018-19

S.N	District	Taluk	Insurance Unit (Hobli/ GP)	GP / HOBLI	Crop	IRR RF	Area Sown_Ha	No_CCE_Co nducted	Average Yield(Kg/Ha)	Name_Of_Higher_Level	No_cce Conducted_Higher	Higher average Yield(Kg/Ha)	Neighbouring Yield
173	Haveri	Savanur	KADAKOL	GP	Sorghum (Jowar/Great Millet)	RF	807	4	217.60				
174	Haveri	Savanur	KALASUR	GP	Sorghum (Jowar/Great Millet)	RF	484	4	116.39				
175	Haveri	Savanur	KARADAGI	GP	Sorghum (Jowar/Great Millet)	RF	161	4	176.67				
176	Haveri	Savanur	KUNIMELIHALLI	GP	Sorghum (Jowar/Great Millet)	RF	297	4	258.08				
177	Haveri	Savanur	KURUBARAMALLUR	GP	Sorghum (Jowar/Great Millet)	RF	587	4	161.05				
178	Haveri	Savanur	MANTRODI	GP	Sorghum (Jowar/Great Millet)	RF	436	4	236.74				
179	Haveri	Savanur	Savanur(ULB)	GP	Sorghum (Jowar/Great Millet)	RF	425	4	393.61				
180	Haveri	Savanur	SHIRABADAGI	GP	Sorghum (Jowar/Great Millet)	RF	186	4	84.93				
181	Haveri	Savanur	TEGGIHALLI	GP	Sorghum (Jowar/Great Millet)	RF	816	4	404.39				
182	Haveri	Savanur	TEVARAMELIHALLI	GP	Sorghum (Jowar/Great Millet)	RF	361	4	95.71				
183	Haveri	Savanur	TONDUR	GP	Sorghum (Jowar/Great Millet)	RF	81	4	286.90				

**Government of Karnataka
Directorate of Economics and Statistics**

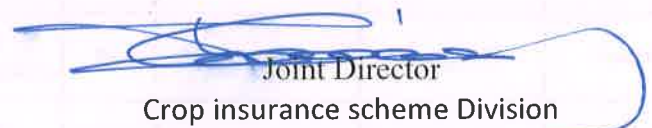
GP Level Average Yield data for Rabi season 2018-19

S.N	District	Taluk	Insurance Unit (Hobli/ GP)	GP / HOBLI	Crop	IRR_RF	Area_Sown_Ha	No_CCE_Co nducted	Average Yield(Kg/Ha)	Name_Of_Higher_Level	No_cce Conducted_Higher	Higher average Yield(Kg/Ha)	Neighbouring Yield
184	Haveri	Savanur	YALAVIGI	GP	Sorghum (Jowar/Great Millet)	RF	108	4	230.36				
185	Haveri	Shiggaon	ATTIGERI	GP	Sorghum (Jowar/Great Millet)	RF	150	4	736.57				
186	Haveri	Shiggaon	BADA	GP	Sorghum (Jowar/Great Millet)	RF	175	4	726.05				
187	Haveri	Shiggaon	Bankapura(ULB)	GP	Sorghum (Jowar/Great Millet)	RF	507	4	288.22				
188	Haveri	Shiggaon	BANNUR	GP	Sorghum (Jowar/Great Millet)	RF	481	4	807.21				
189	Haveri	Shiggaon	BASAVANAL	GP	Sorghum (Jowar/Great Millet)	RF	161	4	501.64				
190	Haveri	Shiggaon	GUDDADACHANN APUR	GP	Sorghum (Jowar/Great Millet)	RF	102	4	677.65				
191	Haveri	Shiggaon	HANUMARAHALLI	GP	Sorghum (Jowar/Great Millet)	RF	494	4	1342.09				
192	Haveri	Shiggaon	HIREBENDIGERI	GP	Sorghum (Jowar/Great Millet)	RF	122	4	919.66				
193	Haveri	Shiggaon	HIREMALLUR	GP	Sorghum (Jowar/Great Millet)	RF	301	4	682.05				
194	Haveri	Shiggaon	HIREMANAKATTI	GP	Sorghum (Jowar/Great Millet)	RF	276	4	1179.28				

Government of Karnataka
Directorate of Economics and Statistics

GP Level Average Yield data for Rabi season 2018-19

S.N	District	Taluk	Insurance Unit (Hobli/ GP)	GP / HOBLI	Crop	IRR_RF	Area Sown_Ha	No_CCE_Co nducted	Average Yield(Kg/Ha)	Name_Of_Higher_Level	No_cce Conducted_Higher	Higher average Yield(Kg/Ha)	Neighbouring Yield
195	Haveri	Shiggaon	HULAGUR	GP	Sorghum (Jowar/Great Millet)	RF	149	4	1544.51				
196	Haveri	Shiggaon	KABANUR	GP	Sorghum (Jowar/Great Millet)	RF	273	4	1223.29				
197	Haveri	Shiggaon	KUNDUR	GP	Sorghum (Jowar/Great Millet)	RF	448	4	1016.47				
198	Haveri	Shiggaon	KYALAKONDA	GP	Sorghum (Jowar/Great Millet)	RF	637	4	1210.08				
199	Haveri	Shiggaon	NARAYANPUR	GP	Sorghum (Jowar/Great Millet)	RF	269	4	415.83				
200	Haveri	Shiggaon	Shiggaon (ULB)	GP	Sorghum (Jowar/Great Millet)	RF	132	4	519.24				
201	Haveri	Shiggaon	SISHUVINAL	GP	Sorghum (Jowar/Great Millet)	RF	142	4	774.45				
202	Haveri	Shiggaon	VANAHALLI	GP	Sorghum (Jowar/Great Millet)	RF	37	4	829.46				


 Joint Director
 Crop insurance scheme Division
 Directorate of Economics and Statistics

(Handwritten mark)

Government of Karnataka
Directorate of Economics and Statistics

GP Level Average Yield data for Rabi season 2018-19

S.N	District	Taluk	Insurance Unit (Hobli/ GP)	GP / HOBLI	Crop	IRR RF	Area Sown Ha	No_CCE_Conducted	Average Yield(Kg/Ha)	Name_Of_Higher_Level	No_cce_Conducted_Higher	Higher average Yield(Kg/Ha)	Neighbouring Yield
1	Kalaburgi	Afzalpur	Afzalpura (ULB)	GP	Bengal Gram	IRR	60	4	1569.46				
2	Kalaburgi	Afzalpur	ALLAGI B	GP	Bengal Gram	IRR	9	4	1266.21				
3	Kalaburgi	Afzalpur	ANOOR	GP	Bengal Gram	IRR	12	4	1330.05				
4	Kalaburgi	Afzalpur	ATNOOR	GP	Bengal Gram	IRR	18	4	574.58				
5	Kalaburgi	Afzalpur	BADADAL	GP	Bengal Gram	IRR	6	4	1021.48				
6	Kalaburgi	Afzalpur	BALLURGI	GP	Bengal Gram	IRR	6	4	1276.85				
7	Kalaburgi	Afzalpur	BHAIRAMADAGI	GP	Bengal Gram	IRR	3			Hobli Level	16	726.21	
8	Kalaburgi	Afzalpur	BIDNOOR	GP	Bengal Gram	IRR	27			Hobli Level	16	726.21	
9	Kalaburgi	Afzalpur	CHODAPUR	GP	Bengal Gram	IRR	0			Hobli Level	16	726.21	
10	Kalaburgi	Afzalpur	DEVAL GHANAGAPUR	GP	Bengal Gram	IRR	14	4	1085.32				
11	Kalaburgi	Afzalpur	GOBBUR (B)	GP	Bengal Gram	IRR	0			Hobli Level	16	726.21	
12	Kalaburgi	Afzalpur	GOUR (B)	GP	Bengal Gram	IRR	0			Hobli Level	46	976.79	

Government of Karnataka
Directorate of Economics and Statistics
GP Level Average Yield data for Rabi season 2018-19

S.N	District	Taluk	Insurance Unit (Hobli/ GP)	GP / HOBLI	Crop	IRR_ RF	Area_ Sown_ Ha	No_CCE_Co nducted	Average Yield(Kg/Ha)	Name_Of _Higher_ Level	No_cce Conducted_ Higher	Higher average Yield(Kg/Ha)	Neighbouring Yield
13	Kalaburgi	Afzalpur	GUDUR	GP	Bengal Gram	IRR	30	4	478.82				
14	Kalaburgi	Afzalpur	KALLUR	GP	Bengal Gram	IRR	18	4	1255.57				
15	Kalaburgi	Afzalpur	KARJAGI	GP	Bengal Gram	IRR	34	4	893.80				
16	Kalaburgi	Afzalpur	KUGNUR	GP	Bengal Gram	IRR	0			Hobli Level	16	726.21	
17	Kalaburgi	Afzalpur	MALLABAD	GP	Bengal Gram	IRR	10	4	1463.06				
18	Kalaburgi	Afzalpur	MANNUR	GP	Bengal Gram	IRR	48	4	776.75				
19	Kalaburgi	Afzalpur	MASHAL	GP	Bengal Gram	IRR	57	4	665.03				
20	Kalaburgi	Afzalpur	REVOOR (B)	GP	Bengal Gram	IRR	2			Hobli Level	42	1183.74	
21	Kalaburgi	Afzalpur	UDACHAN	GP	Bengal Gram	IRR	40	4	880.49				
22	Kalaburgi	Afzalpur	Afzalpura (ULB)	GP	Bengal Gram	RF	362	4	1429.57				
23	Kalaburgi	Afzalpur	ALLAGI B	GP	Bengal Gram	RF	604	4	1076.22				
24	Kalaburgi	Afzalpur	ANOOOR	GP	Bengal Gram	RF	226	4	968.33				

Government of Karnataka
Directorate of Economics and Statistics

GP Level Average Yield data for Rabi season 2018-19

S.N	District	Taluk	Insurance Unit (Hobli/ GP)	GP / HOBLI	Crop	IRR_RF	Area_Sown_Ha	No_CCE_Co nducted	Average Yield(Kg/Ha)	Name_Of_Higher_Level	No_cce Conducted_Higher	Higher average Yield(Kg/Ha)	Neighbouring Yield
25	Kalaburgi	Afzalpur	ATNOOR	GP	Bengal Gram	RF	0			Hobli Level	8	641.96	
26	Kalaburgi	Afzalpur	BADADAL	GP	Bengal Gram	RF	0			Hobli Level	16	935.29	
27	Kalaburgi	Afzalpur	BALLURGI	GP	Bengal Gram	RF	0			Hobli Level	16	935.29	
28	Kalaburgi	Afzalpur	BANDARWAD	GP	Bengal Gram	RF	0			Hobli Level	8	641.96	
29	Kalaburgi	Afzalpur	BANKALAGA	GP	Bengal Gram	RF	562	4	1294.70				
30	Kalaburgi	Afzalpur	BHAIRAMADAGI	GP	Bengal Gram	RF	5			Hobli Level	8	641.96	
31	Kalaburgi	Afzalpur	BIDNOOR	GP	Bengal Gram	RF	4			Hobli Level	8	641.96	
32	Kalaburgi	Afzalpur	CHOUDAPUR	GP	Bengal Gram	RF	0			Hobli Level	8	641.96	
33	Kalaburgi	Afzalpur	DEVAL GHANAGAPUR	GP	Bengal Gram	RF	0			Hobli Level	8	641.96	
34	Kalaburgi	Afzalpur	GHATTARGA	GP	Bengal Gram	RF	4			Hobli Level	16	935.29	
35	Kalaburgi	Afzalpur	GOBBUR (B)	GP	Bengal Gram	RF	343	4	782.22				
36	Kalaburgi	Afzalpur	GOUR (B)	GP	Bengal Gram	RF	2			Hobli Level	48	850.05	

Government of Karnataka
Directorate of Economics and Statistics
GP Level Average Yield data for Rabi season 2018-19

S.N	District	Taluk	Insurance Unit (Hobli/ GP)	GP / HOBLI	Crop	IRR_RF	Area_Sown_Ha	No_CCE_Co nducted	Average Yield(Kg/Ha)	Name_Of_Higher_Level	No_cce Conducted_Higher	Higher average Yield(Kg/Ha)	Neighbouring Yield
37	Kalaburgi	Afzalpur	GUDUR	GP	Bengal Gram	RF	0			Hobli Level	8	641.96	
38	Kalaburgi	Afzalpur	HASARGUNDAGI	GP	Bengal Gram	RF	0			Hobli Level	8	641.96	
39	Kalaburgi	Afzalpur	KALLUR	GP	Bengal Gram	RF	2			Hobli Level	16	935.29	
40	Kalaburgi	Afzalpur	KARJAGI	GP	Bengal Gram	RF	602	4	663.54				
41	Kalaburgi	Afzalpur	KUGNUR	GP	Bengal Gram	RF	5			Hobli Level	8	641.96	
42	Kalaburgi	Afzalpur	MADARA(B)	GP	Bengal Gram	RF	0			Hobli Level	8	641.96	
43	Kalaburgi	Afzalpur	MALLABAD	GP	Bengal Gram	RF	0			Hobli Level	16	935.29	
44	Kalaburgi	Afzalpur	MANNUR	GP	Bengal Gram	RF	1307	4	736.36				
45	Kalaburgi	Afzalpur	MASHAL	GP	Bengal Gram	RF	575	4	609.59				
46	Kalaburgi	Afzalpur	NANDARAGA	GP	Bengal Gram	RF	756	4	685.12				
47	Kalaburgi	Afzalpur	RAM NAGAR	GP	Bengal Gram	RF	145	4	879.32				
48	Kalaburgi	Afzalpur	REVOOR (B)	GP	Bengal Gram	RF	0			Hobli Level	24	876.62	

**Government of Karnataka
Directorate of Economics and Statistics**

GP Level Average Yield data for Rabi season 2018-19

S.N	District	Taluk	Insurance Unit (Hobli/ GP)	GP / HOBLI	Crop	IRR_RF	Area_Sown_Ha	No_CCE_Co nducted	Average Yield(Kg/Ha)	Name_Of_Higher_Level	No_cce Conducted_Higher	Higher average Yield(Kg/Ha)	Neighbouring Yield
49	Kalaburgi	Afzalpur	TELLUR	GP	Bengal Gram	RF	615	4	561.04				
50	Kalaburgi	Afzalpur	UDACHAN	GP	Bengal Gram	RF	800	4	685.12				
51	Kalaburgi	Afzalpur	Afzalpura (ULB)	GP	Sorghum (Jowar/Great Millet)	IRR	34	4	1389.44				
52	Kalaburgi	Afzalpur	ALLAGI B	GP	Sorghum (Jowar/Great Millet)	IRR	24	4	1195.79				
53	Kalaburgi	Afzalpur	ANOOOR	GP	Sorghum (Jowar/Great Millet)	IRR	7	4	1260.08				
54	Kalaburgi	Afzalpur	ATNOOR	GP	Sorghum (Jowar/Great Millet)	IRR	14	4	392.53				
55	Kalaburgi	Afzalpur	BALLURGI	GP	Sorghum (Jowar/Great Millet)	IRR	4	4	0.00				
56	Kalaburgi	Afzalpur	BANDARWAD	GP	Sorghum (Jowar/Great Millet)	IRR	17	4	779.55				
57	Kalaburgi	Afzalpur	BHAIRAMADAGI	GP	Sorghum (Jowar/Great Millet)	IRR	15	4	1101.28				
58	Kalaburgi	Afzalpur	CHOU DAPUR	GP	Sorghum (Jowar/Great Millet)	IRR	4	4	850.63				
59	Kalaburgi	Afzalpur	DEVAL GHANAGAPUR	GP	Sorghum (Jowar/Great Millet)	IRR	12			Hobli Level	26	1077.14	
60	Kalaburgi	Afzalpur	GOUR (B)	GP	Sorghum (Jowar/Great Millet)	IRR	12			Hobli Level	36	797.62	

Government of Karnataka
Directorate of Economics and Statistics

GP Level Average Yield data for Rabi season 2018-19

S.N	District	Taluk	Insurance Unit (Hobli/ GP)	GP / HOBLI	Crop	IRR_ RF	Area_ Sown_ Ha	No_ CCE_ Co_ nducted	Average Yield(Kg/Ha)	Name_ Of_ Higher_ Level	No_ cce_ Conducted_ Higher	Higher average Yield(Kg/Ha)	Neighbouring Yield
61	Kalaburgi	Afzalpur	HASARGUNDAGI	GP	Sorghum (Jowar/Great Millet)	IRR	42	4	1836.07				
62	Kalaburgi	Afzalpur	KALLUR	GP	Sorghum (Jowar/Great Millet)	IRR	27	4	828.25				
63	Kalaburgi	Afzalpur	KUGNUR	GP	Sorghum (Jowar/Great Millet)	IRR	12	4	938.54				
64	Kalaburgi	Afzalpur	MANNUR	GP	Sorghum (Jowar/Great Millet)	IRR	24	4	322.60				
65	Kalaburgi	Afzalpur	MASHAL	GP	Sorghum (Jowar/Great Millet)	IRR	24	4	610.34				
66	Kalaburgi	Afzalpur	REVOOR (B)	GP	Sorghum (Jowar/Great Millet)	IRR	16	4	1203.72				
67	Kalaburgi	Afzalpur	UDACHAN	GP	Sorghum (Jowar/Great Millet)	IRR	34	4	923.08				
68	Kalaburgi	Afzalpur	Afzalpura (ULB)	GP	Sorghum (Jowar/Great Millet)	RF	1583	4	818.46				
69	Kalaburgi	Afzalpur	ALLAGI B	GP	Sorghum (Jowar/Great Millet)	RF	918	4	929.34				
70	Kalaburgi	Afzalpur	ANOOR	GP	Sorghum (Jowar/Great Millet)	RF	286	4	969.17				
71	Kalaburgi	Afzalpur	ATNOOR	GP	Sorghum (Jowar/Great Millet)	RF	481	4	399.55				
72	Kalaburgi	Afzalpur	BADADAL	GP	Sorghum (Jowar/Great Millet)	RF	534	4	490.63				

**Government of Karnataka
Directorate of Economics and Statistics**

GP Level Average Yield data for Rabi season 2018-19

S.N	District	Taluk	Insurance Unit (Hobli/ GP)	GP / HOBLI	Crop	IRR_RF	Area_Sown_Ha	No_CCE_Co nducted	Average Yield(Kg/Ha)	Name_Of_Higher_Level	No_cce Conducted_Higher	Higher average Yield(Kg/Ha)	Neighbouring Yield
73	Kalaburgi	Afzalpur	BALLURGI	GP	Sorghum (Jowar/Great Millet)	RF	454	4	0.00				
74	Kalaburgi	Afzalpur	BANDARWAD	GP	Sorghum (Jowar/Great Millet)	RF	682	4	704.09				
75	Kalaburgi	Afzalpur	BANKALAGA	GP	Sorghum (Jowar/Great Millet)	RF	963	4	750.87				
76	Kalaburgi	Afzalpur	BHAIRAMADAGI	GP	Sorghum (Jowar/Great Millet)	RF	776	4	880.77				
77	Kalaburgi	Afzalpur	BIDNOOR	GP	Sorghum (Jowar/Great Millet)	RF	914	4	782.60				
78	Kalaburgi	Afzalpur	CHOU DAPUR	GP	Sorghum (Jowar/Great Millet)	RF	447	4	663.12				
79	Kalaburgi	Afzalpur	DEVAL GHANAGAPUR	GP	Sorghum (Jowar/Great Millet)	RF	329			Hobli Level	43	935.16	
80	Kalaburgi	Afzalpur	GHATTARGA	GP	Sorghum (Jowar/Great Millet)	RF	396	4	1311.29				
81	Kalaburgi	Afzalpur	GOBBUR (B)	GP	Sorghum (Jowar/Great Millet)	RF	593	4	616.04				
82	Kalaburgi	Afzalpur	GOUR (B)	GP	Sorghum (Jowar/Great Millet)	RF	1097			Hobli Level	68	588.96	
83	Kalaburgi	Afzalpur	GUDUR	GP	Sorghum (Jowar/Great Millet)	RF	430	4	1188.08				
84	Kalaburgi	Afzalpur	HASARGUNDAGI	GP	Sorghum (Jowar/Great Millet)	RF	1153	4	1630.40				

Government of Karnataka
Directorate of Economics and Statistics
GP Level Average Yield data for Rabi season 2018-19

S.N	District	Taluk	Insurance Unit (Hobli/ GP)	GP / HOBLI	Crop	IRR RF	Area Sown Ha	No_CCE_Co nducted	Average Yield(Kg/Ha)	Name_Of_Higher_Level	No_cce Conducted_Higher	Higher average Yield(Kg/Ha)	Neighbouring Yield
85	Kalaburgi	Afzalpur	KALLUR	GP	Sorghum (Jowar/Great Millet)	RF	545	4	947.39				
86	Kalaburgi	Afzalpur	KARJAGI	GP	Sorghum (Jowar/Great Millet)	RF	1541	4	434.31				
87	Kalaburgi	Afzalpur	KUGNUR	GP	Sorghum (Jowar/Great Millet)	RF	780	4	751.88				
88	Kalaburgi	Afzalpur	MADARA(B)	GP	Sorghum (Jowar/Great Millet)	RF	748	4	574.68				
89	Kalaburgi	Afzalpur	MALLABAD	GP	Sorghum (Jowar/Great Millet)	RF	675	4	553.34				
90	Kalaburgi	Afzalpur	MANNUR	GP	Sorghum (Jowar/Great Millet)	RF	57	4	265.60				
91	Kalaburgi	Afzalpur	MASHAL	GP	Sorghum (Jowar/Great Millet)	RF	1765	4	675.01				
92	Kalaburgi	Afzalpur	NANDARAGA	GP	Sorghum (Jowar/Great Millet)	RF	1275	4	353.21				
93	Kalaburgi	Afzalpur	RAM NAGAR	GP	Sorghum (Jowar/Great Millet)	RF	371	4	486.85				
94	Kalaburgi	Afzalpur	REVOOR (B)	GP	Sorghum (Jowar/Great Millet)	RF	949	4	701.63				
95	Kalaburgi	Afzalpur	TELLUR	GP	Sorghum (Jowar/Great Millet)	RF	684	4	772.70				
96	Kalaburgi	Afzalpur	UDACHAN	GP	Sorghum (Jowar/Great Millet)	RF	2034	4	649.49				

**Government of Karnataka
Directorate of Economics and Statistics**

GP Level Average Yield data for Rabi season 2018-19

S.N	District	Taluk	Insurance Unit (Hobli/ GP)	GP / HOBLI	Crop	IRR_RF	Area_Sown_Ha	No_CCE_Conducted	Average Yield(Kg/Ha)	Name_Of_Higher_Level	No_cce_Conducted_Higher	Higher average Yield(Kg/Ha)	Neighbouring Yield
97	Kalaburgi	Afzalpur	Afzalpura (ULB)	GP	SUNFLOWER	RF	0			District Level	4	470.61	
98	Kalaburgi	Afzalpur	ALLAGI B	GP	SUNFLOWER	RF	0			District Level	4	470.61	
99	Kalaburgi	Afzalpur	ANOOOR	GP	SUNFLOWER	RF	0			District Level	4	470.61	
100	Kalaburgi	Afzalpur	ATNOOR	GP	SUNFLOWER	RF	0			District Level	4	470.61	
101	Kalaburgi	Afzalpur	BADADAL	GP	SUNFLOWER	RF	0			District Level	4	470.61	
102	Kalaburgi	Afzalpur	BALLURGI	GP	SUNFLOWER	RF	0			District Level	4	470.61	
103	Kalaburgi	Afzalpur	BANDARWAD	GP	SUNFLOWER	RF	0			District Level	4	470.61	
104	Kalaburgi	Afzalpur	BHAIRAMADAGI	GP	SUNFLOWER	RF	0			District Level	4	470.61	
105	Kalaburgi	Afzalpur	BIDNOOR	GP	SUNFLOWER	RF	0			District Level	4	470.61	
106	Kalaburgi	Afzalpur	CHOUAPUR	GP	SUNFLOWER	RF	0			District Level	4	470.61	
107	Kalaburgi	Afzalpur	DEVAL GHANAGAPUR	GP	SUNFLOWER	RF	0			District Level	4	470.61	
108	Kalaburgi	Afzalpur	GOBBUR (B)	GP	SUNFLOWER	RF	0			District Level	4	470.61	

Government of Karnataka
Directorate of Economics and Statistics
GP Level Average Yield data for Rabi season 2018-19

S.N	District	Taluk	Insurance Unit (Hobli/ GP)	GP / HOBLI	Crop	IRR_RF	Area Sown_Ha	No_CCE_Co nducted	Average Yield(Kg/Ha)	Name_Of_Higher_Level	No_cce_Conducted_Higher	Higher average Yield(Kg/Ha)	Neighbouring Yield
109	Kalaburgi	Afzalpur	GOUR (B)	GP	SUNFLOWER	RF	0			District Level	4	470.61	
110	Kalaburgi	Afzalpur	GUDUR	GP	SUNFLOWER	RF	0			District Level	4	470.61	
111	Kalaburgi	Afzalpur	HASARGUNDAGI	GP	SUNFLOWER	RF	0			District Level	4	470.61	
112	Kalaburgi	Afzalpur	KALLUR	GP	SUNFLOWER	RF	0			District Level	4	470.61	
113	Kalaburgi	Afzalpur	KARJAGI	GP	SUNFLOWER	RF	0			District Level	4	470.61	
114	Kalaburgi	Afzalpur	KUGNUR	GP	SUNFLOWER	RF	0			District Level	4	470.61	
115	Kalaburgi	Afzalpur	MALLABAD	GP	SUNFLOWER	RF	0			District Level	4	470.61	
116	Kalaburgi	Afzalpur	MANNUR	GP	SUNFLOWER	RF	0			District Level	4	470.61	
117	Kalaburgi	Afzalpur	MASHAL	GP	SUNFLOWER	RF	0			District Level	4	470.61	
118	Kalaburgi	Afzalpur	REVOOR (B)	GP	SUNFLOWER	RF	0			District Level	4	470.61	
119	Kalaburgi	Afzalpur	UDACHAN	GP	SUNFLOWER	RF	0			District Level	4	470.61	
120	Kalaburgi	Afzalpur	Afzalpura (ULB)	GP	Wheat	IRR	128	4	2453.25				

Government of Karnataka
Directorate of Economics and Statistics

GP Level Average Yield data for Rabi season 2018-19

S.N	District	Taluk	Insurance Unit (Hobli/ GP)	GP / HOBLI	Crop	IRR_RF	Area_Sown_Ha	No_CCE_Co nducted	Average Yield(Kg/Ha)	Name_Of_Higher_Level	No_cce Conducted_Higher	Higher average Yield(Kg/Ha)	Neighbouring Yield
121	Kalaburgi	Afzalpur	ALLAGI B	GP	Wheat	IRR	262	4	2336.43				
122	Kalaburgi	Afzalpur	ANOOOR	GP	Wheat	IRR	49	4	2686.90				
123	Kalaburgi	Afzalpur	ATNOOR	GP	Wheat	IRR	98	4	1074.76				
124	Kalaburgi	Afzalpur	BADADAL	GP	Wheat	IRR	75	4	1588.77				
125	Kalaburgi	Afzalpur	BALLURGI	GP	Wheat	IRR	46	4	1401.86				
126	Kalaburgi	Afzalpur	BANDARWAD	GP	Wheat	IRR	120	4	1250.85				
127	Kalaburgi	Afzalpur	BHAIRAMADAGI	GP	Wheat	IRR	117	4	1051.39				
128	Kalaburgi	Afzalpur	BIDNOOR	GP	Wheat	IRR	8			Hobli Level	38	1244.14	
129	Kalaburgi	Afzalpur	CHOU DAPUR	GP	Wheat	IRR	37	4	1923.66				
130	Kalaburgi	Afzalpur	DEVAL GHANAGAPUR	GP	Wheat	IRR	100	4	1510.89				
131	Kalaburgi	Afzalpur	GOBBUR (B)	GP	Wheat	IRR	113	4	747.66				
132	Kalaburgi	Afzalpur	GOUR (B)	GP	Wheat	IRR	0			Hobli Level	48	1768.28	

Government of Karnataka
Directorate of Economics and Statistics
GP Level Average Yield data for Rabi season 2018-19

S.N	District	Taluk	Insurance Unit (Hobli/ GP)	GP / HOBLI	Crop	IRR_ RF	Area_ Sown_ Ha	No_ CCE_ Co nducted	Average Yield(Kg/Ha)	Name_Of_ Higher_ Level	No_ cce Conducted_ Higher	Higher average Yield(Kg/Ha)	Neighbouring Yield
133	Kalaburgi	Afzalpur	GUDUR	GP	Wheat	IRR	143	4	1004.67				
134	Kalaburgi	Afzalpur	HASARGUNDAGI	GP	Wheat	IRR	230	4	1121.49				
135	Kalaburgi	Afzalpur	KALLUR	GP	Wheat	IRR	131	4	2554.50				
136	Kalaburgi	Afzalpur	KARJAGI	GP	Wheat	IRR	242	4	973.51				
137	Kalaburgi	Afzalpur	KUGNUR	GP	Wheat	IRR	56	4	1471.95				
138	Kalaburgi	Afzalpur	MALLABAD	GP	Wheat	IRR	163	4	1933.79				
139	Kalaburgi	Afzalpur	MANNUR	GP	Wheat	IRR	46	4	1619.93				
140	Kalaburgi	Afzalpur	MASHAL	GP	Wheat	IRR	222	4	1316.19				
141	Kalaburgi	Afzalpur	REVOOR (B)	GP	Wheat	IRR	155	4	2080.98				
142	Kalaburgi	Afzalpur	UDACHAN	GP	Wheat	IRR	335	4	2180.67				
143	Kalaburgi	Afzalpur	Afzalpura (ULB)	GP	Wheat	RF	0			District Level	43	1349.02	
144	Kalaburgi	Afzalpur	ALLAGI B	GP	Wheat	RF	0			District Level	43	1349.02	

Government of Karnataka
Directorate of Economics and Statistics

GP Level Average Yield data for Rabi season 2018-19

S.N	District	Taluk	Insurance Unit (Hobli/ GP)	GP / HOBLI	Crop	IRR_RF	Area_Sown_Ha	No_CCE_Co nducted	Average Yield(Kg/Ha)	Name_Of_Higher_Level	No_cce Conducted_Higher	Higher average Yield(Kg/Ha)	Neighbouring Yield
145	Kalaburgi	Afzalpur	ANOR	GP	Wheat	RF	0			District Level	43	1349.02	
146	Kalaburgi	Afzalpur	ATNOOR	GP	Wheat	RF	0			District Level	43	1349.02	
147	Kalaburgi	Afzalpur	BADADAL	GP	Wheat	RF	0			District Level	43	1349.02	
148	Kalaburgi	Afzalpur	BALLURGI	GP	Wheat	RF	0			District Level	43	1349.02	
149	Kalaburgi	Afzalpur	BANDARWAD	GP	Wheat	RF	0			District Level	43	1349.02	
150	Kalaburgi	Afzalpur	BHAIRAMADAGI	GP	Wheat	RF	0			District Level	43	1349.02	
151	Kalaburgi	Afzalpur	BIDNOOR	GP	Wheat	RF	0			District Level	43	1349.02	
152	Kalaburgi	Afzalpur	CHOUDAPUR	GP	Wheat	RF	0			District Level	43	1349.02	
153	Kalaburgi	Afzalpur	DEVAL GHANAGAPUR	GP	Wheat	RF	0			District Level	43	1349.02	
154	Kalaburgi	Afzalpur	GOUR (B)	GP	Wheat	RF	0			District Level	43	1349.02	
155	Kalaburgi	Afzalpur	GUDUR	GP	Wheat	RF	0			District Level	43	1349.02	
156	Kalaburgi	Afzalpur	HASARGUNDAGI	GP	Wheat	RF	0			District Level	43	1349.02	

Government of Karnataka
Directorate of Economics and Statistics

GP Level Average Yield data for Rabi season 2018-19

S.N	District	Taluk	Insurance Unit (Hobli/ GP)	GP / HOBLI	Crop	IRR_RF	Area Sown_Ha	No_CCE_Conducted	Average Yield(Kg/Ha)	Name_Of_Higher_Level	No_cce Conducted_Higher	Higher average Yield(Kg/Ha)	Neighbouring Yield
157	Kalaburgi	Afzalpur	KALLUR	GP	Wheat	RF	0			District Level	43	1349.02	
158	Kalaburgi	Afzalpur	KARJAGI	GP	Wheat	RF	0			District Level	43	1349.02	
159	Kalaburgi	Afzalpur	KUGNUR	GP	Wheat	RF	0			District Level	43	1349.02	
160	Kalaburgi	Afzalpur	MALLABAD	GP	Wheat	RF	0			District Level	43	1349.02	
161	Kalaburgi	Afzalpur	MANNUR	GP	Wheat	RF	0			District Level	43	1349.02	
162	Kalaburgi	Afzalpur	MASHAL	GP	Wheat	RF	0			District Level	43	1349.02	
163	Kalaburgi	Afzalpur	REVOOR (B)	GP	Wheat	RF	0			District Level	43	1349.02	
164	Kalaburgi	Afzalpur	UDACHAN	GP	Wheat	RF	0			District Level	43	1349.02	
165	Kalaburgi	Aland	ALANGA	GP	Bengal Gram	IRR	42	4	1141.18				
166	Kalaburgi	Aland	AMBALGA	GP	Bengal Gram	IRR	30	4	947.00				
167	Kalaburgi	Aland	BELAMAGI	GP	Bengal Gram	IRR	25	4	1335.37				
168	Kalaburgi	Aland	BHODHAN	GP	Bengal Gram	IRR	9	4	899.12				

Government of Karnataka
Directorate of Economics and Statistics

GP Level Average Yield data for Rabi season 2018-19

S.N	District	Taluk	Insurance Unit (Hobli/ GP)	GP / HOBLI	Crop	IRR_RF	Area_Sown_Ha	No_CCE_Co nducted	Average Yield(Kg/Ha)	Name_Of_Higher_Level	No_cce Conducted_Higher	Higher average Yield(Kg/Ha)	Neighbouring Yield
169	Kalaburgi	Aland	BHUSNUR	GP	Bengal Gram	IRR	0			Hobli Level	20	861.72	
170	Kalaburgi	Aland	CHINCHANSOOR	GP	Bengal Gram	IRR	12	4	992.22				
171	Kalaburgi	Aland	DARGASHIRUR	GP	Bengal Gram	IRR	24	4	755.47				
172	Kalaburgi	Aland	DHANGAPUR	GP	Bengal Gram	IRR	12			Hobli Level	20	861.72	
173	Kalaburgi	Aland	DUTTARGAON	GP	Bengal Gram	IRR	0			Hobli Level	20	861.72	
174	Kalaburgi	Aland	GOLA (B)	GP	Bengal Gram	IRR	21	4	654.70				
175	Kalaburgi	Aland	HADALGI	GP	Bengal Gram	IRR	35	4	782.07				
176	Kalaburgi	Aland	HALLISALAGAR	GP	Bengal Gram	IRR	28	4	994.88				
177	Kalaburgi	Aland	HIROLLI	GP	Bengal Gram	IRR	30	4	809.43				
178	Kalaburgi	Aland	HODLOOR	GP	Bengal Gram	IRR	35	4	1143.84				
179	Kalaburgi	Aland	JIDAGA	GP	Bengal Gram	IRR	28	4	903.10				
180	Kalaburgi	Aland	KAVALGA	GP	Bengal Gram	IRR	8	4	645.34				

Government of Karnataka
Directorate of Economics and Statistics
GP Level Average Yield data for Rabi season 2018-19

S.N	District	Taluk	Insurance Unit (Hobli/ GP)	GP / HOBLI	Crop	IRR_RF	Area_Sown_Ha	No_CCE_Co nducted	Average Yield(Kg/Ha)	Name_Of_Higher_Level	No_cce Conducted_Higher	Higher average Yield(Kg/Ha)	Neighbouring Yield
181	Kalaburgi	Aland	KHAJURI	GP	Bengal Gram	IRR	17	4	952.32				
182	Kalaburgi	Aland	KINNI SULTAN	GP	Bengal Gram	IRR	32	4	1202.37				
183	Kalaburgi	Aland	KODALHANGARG A	GP	Bengal Gram	IRR	10	4	798.03				
184	Kalaburgi	Aland	KORALLI	GP	Bengal Gram	IRR	0			Hobli Level	38	873.47	
185	Kalaburgi	Aland	LAD MUGALI	GP	Bengal Gram	IRR	28	4	1553.50				
186	Kalaburgi	Aland	MADAN HIPPARGA	GP	Bengal Gram	IRR	36	4	994.88				
187	Kalaburgi	Aland	MADIYAL	GP	Bengal Gram	IRR	8	4	970.94				
188	Kalaburgi	Aland	NARONA	GP	Bengal Gram	IRR	21	4	633.10				
189	Kalaburgi	Aland	NIMBAL	GP	Bengal Gram	IRR	29	4	707.59				
190	Kalaburgi	Aland	NIMBARGA	GP	Bengal Gram	IRR	16			Hobli Level	20	861.72	
191	Kalaburgi	Aland	NIRGUDI	GP	Bengal Gram	IRR	28	4	1127.88				
192	Kalaburgi	Aland	PADSAVANI	GP	Bengal Gram	IRR	26	4	861.88				

**Government of Karnataka
Directorate of Economics and Statistics**

GP Level Average Yield data for Rabi season 2018-19

S.N	District	Taluk	Insurance Unit (Hobli/ GP)	GP / HOBLI	Crop	IRR_RF	Area_Sown_Ha	No_CCE_Conducted	Average Yield(Kg/Ha)	Name_Of_Higher_Level	No_cce_Conducted_Higher	Higher average Yield(Kg/Ha)	Neighbouring Yield
193	Kalaburgi	Aland	RUDRAWADI	GP	Bengal Gram	IRR	19	4	861.87				
194	Kalaburgi	Aland	SARASAMBA	GP	Bengal Gram	IRR	34	4	845.91				
195	Kalaburgi	Aland	SAVALESHWAR	GP	Bengal Gram	IRR	28	4	819.31				
196	Kalaburgi	Aland	SUNTNOOR	GP	Bengal Gram	IRR	14			Hobli Level	20	861.72	
197	Kalaburgi	Aland	TADAKAL	GP	Bengal Gram	IRR	25	4	1010.84				
198	Kalaburgi	Aland	YALSANGI	GP	Bengal Gram	IRR	10	1	1074.68				
199	Kalaburgi	Aland	Aland (ULB)	GP	Bengal Gram	RF	212	4	637.91				
200	Kalaburgi	Aland	ALANGA	GP	Bengal Gram	RF	434	4	911.69				
201	Kalaburgi	Aland	AMBALGA	GP	Bengal Gram	RF	385	4	879.32				
202	Kalaburgi	Aland	BELAMAGI	GP	Bengal Gram	RF	302	4	1246.15				
203	Kalaburgi	Aland	BHODHAN	GP	Bengal Gram	RF	365	4	712.09				
204	Kalaburgi	Aland	BHUSNUR	GP	Bengal Gram	RF	248	4	571.83				

AD

Government of Karnataka
Directorate of Economics and Statistics
GP Level Average Yield data for Rabi season 2018-19

S.N	District	Taluk	Insurance Unit (Hobli/ GP)	GP / HOBLI	Crop	IRR_RF	Area_Sown_Ha	No_CCE_Co nducted	Average Yield(Kg/Ha)	Name_Of_Higher_Level	No_cce Conducted_Higher	Higher average Yield(Kg/Ha)	Neighbouring Yield
205	Kalaburgi	Aland	CHINCHANSOOR	GP	Bengal Gram	RF	165	4	706.70				
206	Kalaburgi	Aland	DARGASHIRUR	GP	Bengal Gram	RF	428	4	571.83				
207	Kalaburgi	Aland	DHANGAPUR	GP	Bengal Gram	RF	227			Hobli Level	28	667.67	
208	Kalaburgi	Aland	DUTTARGAON	GP	Bengal Gram	RF	0			Hobli Level	28	667.67	
209	Kalaburgi	Aland	GOLA (B)	GP	Bengal Gram	RF	392	4	512.49				
210	Kalaburgi	Aland	HADALGI	GP	Bengal Gram	RF	395	4	577.23				
211	Kalaburgi	Aland	HALLISALAGAR	GP	Bengal Gram	RF	476	4	819.98				
212	Kalaburgi	Aland	HIROLLI	GP	Bengal Gram	RF	425	4	753.71				
213	Kalaburgi	Aland	HODLOOR	GP	Bengal Gram	RF	425	4	910.61				
214	Kalaburgi	Aland	JIDAGA	GP	Bengal Gram	RF	498	4	722.88				
215	Kalaburgi	Aland	KADAGANCHI	GP	Bengal Gram	RF	254	4	781.45				
216	Kalaburgi	Aland	KAMALANAGAR	GP	Bengal Gram	RF	428	4	1443.06				

**Government of Karnataka
Directorate of Economics and Statistics**

GP Level Average Yield data for Rabi season 2018-19

S.N	District	Taluk	Insurance Unit (Hobli/ GP)	GP / HOBLI	Crop	IRR_RF	Area_Sown_Ha	No_CCE_Co nducted	Average Yield(Kg/Ha)	Name_Of_Higher_Level	No_cce Conducted_Higher	Higher average Yield(Kg/Ha)	Neighbouring Yield
217	Kalaburgi	Aland	KAVALGA	GP	Bengal Gram	RF	256	4	453.15				
218	Kalaburgi	Aland	KERI AMBALAGA	GP	Bengal Gram	RF	188	4	620.38				
219	Kalaburgi	Aland	KHAJURI	GP	Bengal Gram	RF	595	4	733.67				
220	Kalaburgi	Aland	KINNI SULTAN	GP	Bengal Gram	RF	495			Hobli Level	50	813.35	
221	Kalaburgi	Aland	KODALHANGARGA	GP	Bengal Gram	RF	264	4	663.54				
222	Kalaburgi	Aland	KORALLI	GP	Bengal Gram	RF	204			Hobli Level	54	689.03	
223	Kalaburgi	Aland	LAD MUGALI	GP	Bengal Gram	RF	384	4	1118.30				
224	Kalaburgi	Aland	MADAN HIPARGA	GP	Bengal Gram	RF	485	4	561.04				
225	Kalaburgi	Aland	MADIYAL	GP	Bengal Gram	RF	248	4	841.56				
226	Kalaburgi	Aland	MUDDADAGA	GP	Bengal Gram	RF	248	4	555.65				
227	Kalaburgi	Aland	MUNNALLI	GP	Bengal Gram	RF	492	4	850.73				
228	Kalaburgi	Aland	NARONA	GP	Bengal Gram	RF	356	4	631.17				

Government of Karnataka
Directorate of Economics and Statistics
GP Level Average Yield data for Rabi season 2018-19

S.N	District	Taluk	Insurance Unit (Hobli/ GP)	GP / HOBLI	Crop	IRR_RF	Area_Sown_Ha	No_CCE_Co nducted	Average Yield(Kg/Ha)	Name_Of_Higher_Level	No_cce Conducted_Higher	Higher average Yield(Kg/Ha)	Neighbouring Yield
229	Kalaburgi	Aland	NIMBAL	GP	Bengal Gram	RF	412	4	566.44				
230	Kalaburgi	Aland	NIMBARGA	GP	Bengal Gram	RF	215			Hobli Level	28	667.67	
231	Kalaburgi	Aland	NIRGUDI	GP	Bengal Gram	RF	486	4	1070.83				
232	Kalaburgi	Aland	PADSAVANI	GP	Bengal Gram	RF	496	4	636.57				
233	Kalaburgi	Aland	RUDRAWADI	GP	Bengal Gram	RF	495	4	488.21				
234	Kalaburgi	Aland	SARASAMBA	GP	Bengal Gram	RF	476	4	577.22				
235	Kalaburgi	Aland	SAVALESHWAR	GP	Bengal Gram	RF	386	4	582.62				
236	Kalaburgi	Aland	SHRICHAND	GP	Bengal Gram	RF	412	4	760.64				
237	Kalaburgi	Aland	SUNTNOOR	GP	Bengal Gram	RF	226			Hobli Level	28	667.67	
238	Kalaburgi	Aland	TADAKAL	GP	Bengal Gram	RF	522	4	776.83				
239	Kalaburgi	Aland	V.K.SALGAR	GP	Bengal Gram	RF	395	4	609.59				
240	Kalaburgi	Aland	YALSANGI	GP	Bengal Gram	RF	236	4	957.54				

**Government of Karnataka
Directorate of Economics and Statistics**

GP Level Average Yield data for Rabi season 2018-19

S.N	District	Taluk	Insurance Unit (Hobli/ GP)	GP / HOBLI	Crop	IRR_RF	Area_Sown_Ha	No_CCE_Conducted	Average Yield(Kg/Ha)	Name_Of_Higher_Level	No_cce_Conducted_Higher	Higher average Yield(Kg/Ha)	Neighbouring Yield
241	Kalaburgi	Aland	ALANGA	GP	Sorghum (Jowar/Great Millet)	IRR	22	4	878.14				
242	Kalaburgi	Aland	AMBALGA	GP	Sorghum (Jowar/Great Millet)	IRR	12	4	566.32				
243	Kalaburgi	Aland	BELAMAGI	GP	Sorghum (Jowar/Great Millet)	IRR	25	4	3219.09				
244	Kalaburgi	Aland	CHINCHANSOOR	GP	Sorghum (Jowar/Great Millet)	IRR	12	4	2577.11				
245	Kalaburgi	Aland	DARGASHIRUR	GP	Sorghum (Jowar/Great Millet)	IRR	15	4	852.92				
246	Kalaburgi	Aland	DHANGAPUR	GP	Sorghum (Jowar/Great Millet)	IRR	12	4	793.31				
247	Kalaburgi	Aland	DUTTARGAON	GP	Sorghum (Jowar/Great Millet)	IRR	12	4	880.44				
248	Kalaburgi	Aland	HADALGI	GP	Sorghum (Jowar/Great Millet)	IRR	16	4	1022.59				
249	Kalaburgi	Aland	HIROLLI	GP	Sorghum (Jowar/Great Millet)	IRR	20	4	880.44				
250	Kalaburgi	Aland	HODLOOR	GP	Sorghum (Jowar/Great Millet)	IRR	21	4	862.09				
251	Kalaburgi	Aland	JIDAGA	GP	Sorghum (Jowar/Great Millet)	IRR	22	4	774.97				
252	Kalaburgi	Aland	KAVALGA	GP	Sorghum (Jowar/Great Millet)	IRR	11	4	848.34				

Government of Karnataka
Directorate of Economics and Statistics

GP Level Average Yield data for Rabi season 2018-19

S.N	District	Taluk	Insurance Unit (Hobli/ GP)	GP / HOBLI	Crop	IRR_RF	Area_Sown_Ha	No_CCE_Co nducted	Average Yield(Kg/Ha)	Name_Of_Higher_Level	No_cce Conducted_Higher	Higher average Yield(Kg/Ha)	Neighbouring Yield
253	Kalaburgi	Aland	KHAJURI	GP	Sorghum (Jowar/Great Millet)	IRR	18	4	825.41				
254	Kalaburgi	Aland	KINNI SULTAN	GP	Sorghum (Jowar/Great Millet)	IRR	14	4	924.00				
255	Kalaburgi	Aland	KORALLI	GP	Sorghum (Jowar/Great Millet)	IRR	10	4	864.39				
256	Kalaburgi	Aland	LAD MUGALI	GP	Sorghum (Jowar/Great Millet)	IRR	16	4	854.21				
257	Kalaburgi	Aland	MADAN HIPPARGA	GP	Sorghum (Jowar/Great Millet)	IRR	24	4	1073.03				
258	Kalaburgi	Aland	MADIYAL	GP	Sorghum (Jowar/Great Millet)	IRR	11	4	1068.44				
259	Kalaburgi	Aland	NARONA	GP	Sorghum (Jowar/Great Millet)	IRR	15	4	550.69				
260	Kalaburgi	Aland	NIMBAL	GP	Sorghum (Jowar/Great Millet)	IRR	19	4	1118.89				
261	Kalaburgi	Aland	NIMBARGA	GP	Sorghum (Jowar/Great Millet)	IRR	15	4	864.39				
262	Kalaburgi	Aland	NIRGUDI	GP	Sorghum (Jowar/Great Millet)	IRR	26	4	1009.06				
263	Kalaburgi	Aland	PADSAVANI	GP	Sorghum (Jowar/Great Millet)	IRR	12	4	972.15				
264	Kalaburgi	Aland	RUDRAWADI	GP	Sorghum (Jowar/Great Millet)	IRR	12	4	703.89				

Government of Karnataka
Directorate of Economics and Statistics
GP Level Average Yield data for Rabi season 2018-19

S.N	District	Taluk	Insurance Unit (Hobli/ GP)	GP / HOBLI	Crop	IRR_Rf	Area_Sown_Ha	No_CCE_Co nducted	Average Yield(Kg/Ha)	Name_Of_Higher_Level	No_cce Conducted_Higher	Higher average Yield(Kg/Ha)	Neighbouring Yield
265	Kalaburgi	Aland	SARASAMBA	GP	Sorghum (Jowar/Great Millet)	IRR	12	4	646.57				
266	Kalaburgi	Aland	SUNTNOOR	GP	Sorghum (Jowar/Great Millet)	IRR	9	4	1063.86				
267	Kalaburgi	Aland	TADAKAL	GP	Sorghum (Jowar/Great Millet)	IRR	19	4	1148.69				
268	Kalaburgi	Aland	V.K.SALGAR	GP	Sorghum (Jowar/Great Millet)	IRR	23	4	873.56				
269	Kalaburgi	Aland	YALSANGI	GP	Sorghum (Jowar/Great Millet)	IRR	10	4	1022.59				
270	Kalaburgi	Aland	Aland (ULB)	GP	Sorghum (Jowar/Great Millet)	RF	101	4	756.86				
271	Kalaburgi	Aland	ALANGA	GP	Sorghum (Jowar/Great Millet)	RF	248	4	717.25				
272	Kalaburgi	Aland	AMBALGA	GP	Sorghum (Jowar/Great Millet)	RF	165	4	613.84				
273	Kalaburgi	Aland	BELAMAGI	GP	Sorghum (Jowar/Great Millet)	RF	267	4	1966.94				
274	Kalaburgi	Aland	BHODHAN	GP	Sorghum (Jowar/Great Millet)	RF	195	4	795.31				
275	Kalaburgi	Aland	BHUSNUR	GP	Sorghum (Jowar/Great Millet)	RF	95	4	752.45				
276	Kalaburgi	Aland	CHINCHANSOOR	GP	Sorghum (Jowar/Great Millet)	RF	176	4	1214.49				

Government of Karnataka
Directorate of Economics and Statistics
GP Level Average Yield data for Rabi season 2018-19

S.N	District	Taluk	Insurance Unit (Hobli/ GP)	GP / HOBLI	Crop	IRR_RF	Area_Sown_Ha	No_CCE_Co nducted	Average Yield(Kg/Ha)	Name_Of_Higher_Level	No_cce Conducted_Higher	Higher average Yield(Kg/Ha)	Neighbouring Yield
277	Kalaburgi	Aland	DANNURU	GP	Sorghum (Jowar/Great Millet)	RF	139	4	682.05				
278	Kalaburgi	Aland	DARGASHIRUR	GP	Sorghum (Jowar/Great Millet)	RF	268	4	690.85				
279	Kalaburgi	Aland	DHANGAPUR	GP	Sorghum (Jowar/Great Millet)	RF	94	4	677.65				
280	Kalaburgi	Aland	DUTTARGAON	GP	Sorghum (Jowar/Great Millet)	RF	114	4	741.45				
281	Kalaburgi	Aland	GOLA (B)	GP	Sorghum (Jowar/Great Millet)	RF	247	4	723.85				
282	Kalaburgi	Aland	HADALGI	GP	Sorghum (Jowar/Great Millet)	RF	243	4	1042.87				
283	Kalaburgi	Aland	HALLISALAGAR	GP	Sorghum (Jowar/Great Millet)	RF	284	4	690.85				
284	Kalaburgi	Aland	HIROLLI	GP	Sorghum (Jowar/Great Millet)	RF	195	4	717.25				
285	Kalaburgi	Aland	HITTALA SHIRUR	GP	Sorghum (Jowar/Great Millet)	RF	176	4	684.25				
286	Kalaburgi	Aland	HODLOOR	GP	Sorghum (Jowar/Great Millet)	RF	294	4	734.85				
287	Kalaburgi	Aland	JIDAGA	GP	Sorghum (Jowar/Great Millet)	RF	389	4	897.66				
288	Kalaburgi	Aland	KADAGANCHI	GP	Sorghum (Jowar/Great Millet)	RF	84	4	708.45				

Government of Karnataka
Directorate of Economics and Statistics

GP Level Average Yield data for Rabi season 2018-19

S.N	District	Taluk	Insurance Unit (Hobli/ GP)	GP / HOBLI	Crop	IRR_RF	Area_Sown_Ha	No_CCE_Conducted	Average Yield(Kg/Ha)	Name_Of_Higher_Level	No_cce_Conducted_Higher	Higher average Yield(Kg/Ha)	Neighbouring Yield
289	Kalaburgi	Aland	KAMALANAGAR	GP	Sorghum (Jowar/Great Millet)	RF	284	4	581.11				
290	Kalaburgi	Aland	KAVALGA	GP	Sorghum (Jowar/Great Millet)	RF	134	4	682.05				
291	Kalaburgi	Aland	KERI AMBALAGA	GP	Sorghum (Jowar/Great Millet)	RF	186	4	660.05				
292	Kalaburgi	Aland	KHAJURI	GP	Sorghum (Jowar/Great Millet)	RF	238	4	704.05				
293	Kalaburgi	Aland	KINNI SULTAN	GP	Sorghum (Jowar/Great Millet)	RF	252	4	440.03				
294	Kalaburgi	Aland	KODALHANGARG A	GP	Sorghum (Jowar/Great Millet)	RF	168	4	662.25				
295	Kalaburgi	Aland	KORALLI	GP	Sorghum (Jowar/Great Millet)	RF	105	4	690.85				
296	Kalaburgi	Aland	LAD MUGALI	GP	Sorghum (Jowar/Great Millet)	RF	184	4	842.66				
297	Kalaburgi	Aland	MADAN HIPPARGA	GP	Sorghum (Jowar/Great Millet)	RF	248	4	831.66				
298	Kalaburgi	Aland	MADIYAL	GP	Sorghum (Jowar/Great Millet)	RF	175	4	818.46				
299	Kalaburgi	Aland	MOGHA (K)	GP	Sorghum (Jowar/Great Millet)	RF	295	4	730.45				
300	Kalaburgi	Aland	MUDDADAGA	GP	Sorghum (Jowar/Great Millet)	RF	128	4	616.31				

Government of Karnataka
Directorate of Economics and Statistics
GP Level Average Yield data for Rabi season 2018-19

S.N	District	Taluk	Insurance Unit (Hobli/ GP)	GP / HOBLI	Crop	IRR_RF	Area Sown_Ha	No_CCE_Co nducted	Average Yield(Kg/Ha)	Name_Of_Higher_Level	No_cce Conducted_Higher	Higher average Yield(Kg/Ha)	Neighbouring Yield
301	Kalaburgi	Aland	MUNNALLI	GP	Sorghum (Jowar/Great Millet)	RF	212			Hobli Level	29	812.08	
302	Kalaburgi	Aland	NARONA	GP	Sorghum (Jowar/Great Millet)	RF	148	4	440.47				
303	Kalaburgi	Aland	NIMBAL	GP	Sorghum (Jowar/Great Millet)	RF	215	4	796.46				
304	Kalaburgi	Aland	NIMBARGA	GP	Sorghum (Jowar/Great Millet)	RF	85	4	695.25				
305	Kalaburgi	Aland	NIRGUDI	GP	Sorghum (Jowar/Great Millet)	RF	265	4	704.23				
306	Kalaburgi	Aland	PADSAVANI	GP	Sorghum (Jowar/Great Millet)	RF	265	4	759.05				
307	Kalaburgi	Aland	RUDRAWADI	GP	Sorghum (Jowar/Great Millet)	RF	225	4	688.65				
308	Kalaburgi	Aland	SARASAMBA	GP	Sorghum (Jowar/Great Millet)	RF	276	4	726.05				
309	Kalaburgi	Aland	SAVALESHWAR	GP	Sorghum (Jowar/Great Millet)	RF	225	4	818.46				
310	Kalaburgi	Aland	SHRICHAND	GP	Sorghum (Jowar/Great Millet)	RF	264	4	1144.08				
311	Kalaburgi	Aland	SUNTNOOR	GP	Sorghum (Jowar/Great Millet)	RF	115	4	906.46				
312	Kalaburgi	Aland	TADAKAL	GP	Sorghum (Jowar/Great Millet)	RF	188	4	770.05				

Government of Karnataka
Directorate of Economics and Statistics

GP Level Average Yield data for Rabi season 2018-19

S.N	District	Taluk	Insurance Unit (Hobli/ GP)	GP / HOBLI	Crop	IRR_RF	Area_Sown_Ha	No_CCE_Co nducted	Average Yield(Kg/Ha)	Name_Of_Higher_Level	No_cce Conducted_Higher	Higher average Yield(Kg/Ha)	Neighbouring Yield
313	Kalaburgi	Aland	V.K.SALGAR	GP	Sorghum (Jowar/Great Millet)	RF	197	4	763.45				
314	Kalaburgi	Aland	YALSANGI	GP	Sorghum (Jowar/Great Millet)	RF	185	4	809.66				
315	Kalaburgi	Aland	Aland (ULB)	GP	SUNFLOWER	IRR	0			State Level	651	984.78	
316	Kalaburgi	Aland	BELAMAGI	GP	SUNFLOWER	IRR	2			State Level	651	984.78	
317	Kalaburgi	Aland	CHINCHANSOOR	GP	SUNFLOWER	IRR	0			State Level	651	984.78	
318	Kalaburgi	Aland	DARGASHIRUIR	GP	SUNFLOWER	IRR	0			State Level	651	984.78	
319	Kalaburgi	Aland	DHANGAPUR	GP	SUNFLOWER	IRR	0			State Level	651	984.78	
320	Kalaburgi	Aland	HADALGI	GP	SUNFLOWER	IRR	0			State Level	651	984.78	
321	Kalaburgi	Aland	HIROLLI	GP	SUNFLOWER	IRR	0			State Level	651	984.78	
322	Kalaburgi	Aland	HODLOOR	GP	SUNFLOWER	IRR	0			State Level	651	984.78	
323	Kalaburgi	Aland	KAMALANAGAR	GP	SUNFLOWER	IRR	0			State Level	651	984.78	
324	Kalaburgi	Aland	KAVALGA	GP	SUNFLOWER	IRR	0			State Level	651	984.78	

Government of Karnataka
Directorate of Economics and Statistics
GP Level Average Yield data for Rabi season 2018-19

S.N	District	Taluk	Insurance Unit (Hobli/ GP)	GP / HOBLI	Crop	IRR_RF	Area_Sown_Ha	No_CCE_Co nducted	Average Yield(Kg/Ha)	Name_Of_Higher_Level	No_cce Conducted_Higher	Higher average Yield(Kg/Ha)	Neighbouring Yield
325	Kalaburgi	Aland	KHAJURI	GP	SUNFLOWER	IRR	0			State Level	651	984.78	
326	Kalaburgi	Aland	KINNI SULTAN	GP	SUNFLOWER	IRR	0			State Level	651	984.78	
327	Kalaburgi	Aland	KORALLI	GP	SUNFLOWER	IRR	0			State Level	651	984.78	
328	Kalaburgi	Aland	LAD MUGALI	GP	SUNFLOWER	IRR	0			State Level	651	984.78	
329	Kalaburgi	Aland	MADIYAL	GP	SUNFLOWER	IRR	0			State Level	651	984.78	
330	Kalaburgi	Aland	NARONA	GP	SUNFLOWER	IRR	0			State Level	651	984.78	
331	Kalaburgi	Aland	NIMBAL	GP	SUNFLOWER	IRR	0			State Level	651	984.78	
332	Kalaburgi	Aland	NIMBARGA	GP	SUNFLOWER	IRR	0			State Level	651	984.78	
333	Kalaburgi	Aland	NIRGUDI	GP	SUNFLOWER	IRR	0			State Level	651	984.78	
334	Kalaburgi	Aland	PADSAVANI	GP	SUNFLOWER	IRR	0			State Level	651	984.78	
335	Kalaburgi	Aland	RUDRAWADI	GP	SUNFLOWER	IRR	0			State Level	651	984.78	
336	Kalaburgi	Aland	SAVALESHWAR	GP	SUNFLOWER	IRR	0			State Level	651	984.78	

Government of Karnataka
Directorate of Economics and Statistics

GP Level Average Yield data for Rabi season 2018-19

S.N	District	Taluk	Insurance Unit (Hobli/ GP)	GP / HOBLI	Crop	IRR_Rf	Area_Sown_Ha	No_CCE_Conducted	Average Yield(Kg/Ha)	Name_Of_Higher_Level	No_cce_Conducted_Higher	Higher average Yield(Kg/Ha)	Neighbouring Yield
337	Kalaburgi	Aland	SUNTNOOR	GP	SUNFLOWER	IRR	0			State Level	651	984.78	
338	Kalaburgi	Aland	TADAKAL	GP	SUNFLOWER	IRR	0			State Level	651	984.78	
339	Kalaburgi	Aland	YALSANGI	GP	SUNFLOWER	IRR	0			State Level	651	984.78	
340	Kalaburgi	Aland	Aland (ULB)	GP	SUNFLOWER	RF	0			Taluk Level	2	468.00	
341	Kalaburgi	Aland	ALANGA	GP	SUNFLOWER	RF	6			Taluk Level	2	468.00	
342	Kalaburgi	Aland	AMBALGA	GP	SUNFLOWER	RF	2			Taluk Level	2	468.00	
343	Kalaburgi	Aland	BELAMAGI	GP	SUNFLOWER	RF	5			Taluk Level	2	468.00	
344	Kalaburgi	Aland	BHODHAN	GP	SUNFLOWER	RF	0			Taluk Level	2	468.00	
345	Kalaburgi	Aland	BHUSNUR	GP	SUNFLOWER	RF	1			Hobli Level	2	468.00	
346	Kalaburgi	Aland	CHINCHANSOOR	GP	SUNFLOWER	RF	0			Taluk Level	2	468.00	
347	Kalaburgi	Aland	DANNURU	GP	SUNFLOWER	RF	2			Hobli Level	2	468.00	
348	Kalaburgi	Aland	DARGASHIRUR	GP	SUNFLOWER	RF	0			Taluk Level	2	468.00	

Government of Karnataka
Directorate of Economics and Statistics
GP Level Average Yield data for Rabi season 2018-19

S.N	District	Taluk	Insurance Unit (Hobli/ GP)	GP / HOBLI	Crop	IRR RF	Area Sown Ha	No_CCE_Conducted	Average Yield(Kg/Ha)	Name_Of_Higher_Level	No_cce_Conducted_Higher	Higher average Yield(Kg/Ha)	Neighbouring Yield
349	Kalaburgi	Aland	DHANGAPUR	GP	SUNFLOWER	RF	4			Hobli Level	2	468.00	
350	Kalaburgi	Aland	DUTTARGAON	GP	SUNFLOWER	RF	3			Hobli Level	2	468.00	
351	Kalaburgi	Aland	GOLA (B)	GP	SUNFLOWER	RF	2			Hobli Level	2	468.00	
352	Kalaburgi	Aland	HADALGI	GP	SUNFLOWER	RF	0			Hobli Level	2	468.00	
353	Kalaburgi	Aland	HALA TADAKALA	GP	SUNFLOWER	RF	1			Taluk Level	2	468.00	
354	Kalaburgi	Aland	HALLISALAGAR	GP	SUNFLOWER	RF	5			Taluk Level	2	468.00	
355	Kalaburgi	Aland	HEBALI	GP	SUNFLOWER	RF	0			Taluk Level	2	468.00	
356	Kalaburgi	Aland	HIROLI	GP	SUNFLOWER	RF	0			Taluk Level	2	468.00	
357	Kalaburgi	Aland	HITTALA SHIRUR	GP	SUNFLOWER	RF	3			Hobli Level	2	468.00	
358	Kalaburgi	Aland	HODLOOR	GP	SUNFLOWER	RF	0			Taluk Level	2	468.00	
359	Kalaburgi	Aland	JIDAGA	GP	SUNFLOWER	RF	2			Taluk Level	2	468.00	
360	Kalaburgi	Aland	KADAGANCHI	GP	SUNFLOWER	RF	1			Hobli Level	2	468.00	

Government of Karnataka
Directorate of Economics and Statistics

GP Level Average Yield data for Rabi season 2018-19

S.N	District	Taluk	Insurance Unit (Hobli/ GP)	GP / HOBLI	Crop	IRR_RF	Area_Sown_Ha	No_CCE_Co nducted	Average Yield(Kg/Ha)	Name_Of_Higher_Level	No_cce Conducted_Higher	Higher average Yield(Kg/Ha)	Neighbouring Yield
361	Kalaburgi	Aland	KAMALANAGAR	GP	SUNFLOWER	RF	0			Taluk Level	2	468.00	
362	Kalaburgi	Aland	KAVALGA	GP	SUNFLOWER	RF	0			Hobli Level	2	468.00	
363	Kalaburgi	Aland	KERI AMBALAGA	GP	SUNFLOWER	RF	0			Taluk Level	2	468.00	
364	Kalaburgi	Aland	KHAJURI	GP	SUNFLOWER	RF	0			Taluk Level	2	468.00	
365	Kalaburgi	Aland	KINNI SULTAN	GP	SUNFLOWER	RF	0			Taluk Level	2	468.00	
366	Kalaburgi	Aland	KODALHANGARG A	GP	SUNFLOWER	RF	3			Taluk Level	2	468.00	
367	Kalaburgi	Aland	KORALLI	GP	SUNFLOWER	RF	0			Hobli Level	2	468.00	
368	Kalaburgi	Aland	LAD MUGALI	GP	SUNFLOWER	RF	0			Taluk Level	2	468.00	
369	Kalaburgi	Aland	MADAN HIPARGA	GP	SUNFLOWER	RF	6			Taluk Level	2	468.00	
370	Kalaburgi	Aland	MADIYAL	GP	SUNFLOWER	RF	0			Hobli Level	2	468.00	
371	Kalaburgi	Aland	MOGHA (K)	GP	SUNFLOWER	RF	3			Taluk Level	2	468.00	
372	Kalaburgi	Aland	MUDDADAGA	GP	SUNFLOWER	RF	0			Taluk Level	2	468.00	

Government of Karnataka
Directorate of Economics and Statistics
GP Level Average Yield data for Rabi season 2018-19

S.N	District	Taluk	Insurance Unit (Hobli/ GP)	GP / HOBLI	Crop	IRR_RF	Area_Sown_Ha	No_CCE_Co nducted	Average Yield(Kg/Ha)	Name_Of_Higher_Level	No_cce Conducted_Higher	Higher average Yield(Kg/Ha)	Neighbouring Yield
373	Kalaburgi	Aland	MUNNALLI	GP	SUNFLOWER	RF	1			Taluk Level	2	468.00	
374	Kalaburgi	Aland	NARONA	GP	SUNFLOWER	RF	0			Taluk Level	2	468.00	
375	Kalaburgi	Aland	NIMBAL	GP	SUNFLOWER	RF	0			Taluk Level	2	468.00	
376	Kalaburgi	Aland	NIMBARGA	GP	SUNFLOWER	RF	0			Hobli Level	2	468.00	
377	Kalaburgi	Aland	NIRGUDI	GP	SUNFLOWER	RF	0			Taluk Level	2	468.00	
378	Kalaburgi	Aland	PADSAVANI	GP	SUNFLOWER	RF	0			Taluk Level	2	468.00	
379	Kalaburgi	Aland	RUDRAWADI	GP	SUNFLOWER	RF	0			Taluk Level	2	468.00	
380	Kalaburgi	Aland	SARASAMBA	GP	SUNFLOWER	RF	3			Taluk Level	2	468.00	
381	Kalaburgi	Aland	SAVALESHWAR	GP	SUNFLOWER	RF	0			Taluk Level	2	468.00	
382	Kalaburgi	Aland	SHRICHAND	GP	SUNFLOWER	RF	2			Taluk Level	2	468.00	
383	Kalaburgi	Aland	SUNTNOOR	GP	SUNFLOWER	RF	1			Hobli Level	2	468.00	
384	Kalaburgi	Aland	TADAKAL	GP	SUNFLOWER	RF	0			Taluk Level	2	468.00	

**Government of Karnataka
Directorate of Economics and Statistics**

GP Level Average Yield data for Rabi season 2018-19

S.N	District	Taluk	Insurance Unit (Hobli/ GP)	GP / HOBLI	Crop	IRR_RF	Area_Sown_Ha	No_CCE_Conducted	Average Yield(Kg/Ha)	Name_Of_Higher_Level	No_cce_Conducted_Higher	Higher average Yield(Kg/Ha)	Neighbouring Yield
385	Kalaburgi	Aland	V K.SALGAR	GP	SUNFLOWER	RF	2			Taluk Level	2	468.00	
386	Kalaburgi	Aland	YALSANGI	GP	SUNFLOWER	RF	0			Hobli Level	2	468.00	
387	Kalaburgi	Aland	Aland (ULB)	GP	Wheat	IRR	28	4	1207.16				
388	Kalaburgi	Aland	ALANGA	GP	Wheat	IRR	52	4	1471.95				
389	Kalaburgi	Aland	BELAMAGI	GP	Wheat	IRR	48	4	883.95				
390	Kalaburgi	Aland	BHODHAN	GP	Wheat	IRR	32	4	1250.46				
391	Kalaburgi	Aland	BHUSNUR	GP	Wheat	IRR	28	4	1658.87				
392	Kalaburgi	Aland	CHINCHANSOOR	GP	Wheat	IRR	26	4	1814.63				
393	Kalaburgi	Aland	DARGASHIRUR	GP	Wheat	IRR	65	4	1433.01				
394	Kalaburgi	Aland	DUTTARGAON	GP	Wheat	IRR	26	4	1514.79				
395	Kalaburgi	Aland	HADALGI	GP	Wheat	IRR	58	4	1627.71				
396	Kalaburgi	Aland	HALLISALAGAR	GP	Wheat	IRR	52	4	1331.77				

Government of Karnataka
Directorate of Economics and Statistics
GP Level Average Yield data for Rabi season 2018-19

S.N	District	Taluk	Insurance Unit (Hobli/ GP)	GP / HOBLI	Crop	IRR_RF	Area_Sown_Ha	No_CCE_Co nducted	Average Yield(Kg/Ha)	Name_Of_Higher_Level	No_cce Conducted_Higher	Higher average Yield(Kg/Ha)	Neighbouring Yield
397	Kalaburgi	Aland	HIROLLI	GP	Wheat	IRR	40	4	1507.00				
398	Kalaburgi	Aland	HODLOOR	GP	Wheat	IRR	38	4	1168.21				
399	Kalaburgi	Aland	JIDAGA	GP	Wheat	IRR	54	4	1931.45				
400	Kalaburgi	Aland	KADAGANCHI	GP	Wheat	IRR	32	4	1417.44				
401	Kalaburgi	Aland	KAMALANAGAR	GP	Wheat	IRR	22	4	702.80				
402	Kalaburgi	Aland	KHAJURI	GP	Wheat	IRR	52	4	1436.91				
403	Kalaburgi	Aland	KINNI SULTAN	GP	Wheat	IRR	48	4	782.71				
404	Kalaburgi	Aland	KORALLI	GP	Wheat	IRR	24	4	1401.86				
405	Kalaburgi	Aland	LAD MUGALI	GP	Wheat	IRR	35	4	1028.81				
406	Kalaburgi	Aland	MADAN HIPPARGA	GP	Wheat	IRR	52	4	1565.41				
407	Kalaburgi	Aland	MADIYAL	GP	Wheat	IRR	32	4	1701.70				
408	Kalaburgi	Aland	MUNNALLI	GP	Wheat	IRR	46	4	3798.65				

Government of Karnataka
Directorate of Economics and Statistics

GP Level Average Yield data for Rabi season 2018-19

S.N	District	Taluk	Insurance Unit (Hobli/ GP)	GP / HOBLI	Crop	IRR_Rf	Area_Sown_Ha	No_CCE_Co nducted	Average Yield(Kg/Ha)	Name_Of_Higher_Level	No_cce Conducted_Higher	Higher average Yield(Kg/Ha)	Neighbouring Yield
409	Kalaburgi	Aland	NARONA	GP	Wheat	IRR	36	4	624.06				
410	Kalaburgi	Aland	NIMBAL	GP	Wheat	IRR	56	4	1697.81				
411	Kalaburgi	Aland	NIRGUDI	GP	Wheat	IRR	54	4	1480.05				
412	Kalaburgi	Aland	PADSAVANI	GP	Wheat	IRR	44	4	1495.32				
413	Kalaburgi	Aland	RUDRAWADI	GP	Wheat	IRR	38	4	1417.44				
414	Kalaburgi	Aland	SAVALESHWAR	GP	Wheat	IRR	48			Hobli Level	22	1576.74	
415	Kalaburgi	Aland	SHRICHAND	GP	Wheat	IRR	32	4	1510.89				
416	Kalaburgi	Aland	SUNTNOOR	GP	Wheat	IRR	26	4	1246.10				
417	Kalaburgi	Aland	V.K.SALGAR	GP	Wheat	IRR	28	4	1666.65				
418	Kalaburgi	Aland	YALSANGI	GP	Wheat	IRR	28	4	1701.70				
419	Kalaburgi	Aland	DHANGAPUR	GP	Wheat	RF	6			Taluk Level	25	1135.15	
420	Kalaburgi	Aland	JIDAGA	GP	Wheat	RF	4	4	1726.84				

**Government of Karnataka
Directorate of Economics and Statistics**

GP Level Average Yield data for Rabi season 2018-19

S.N	District	Taluk	Insurance Unit (Hobli/ GP)	GP / HOBLI	Crop	IRR_RF	Area_Sown_Ha	No_CCE_Co nducted	Average Yield(Kg/Ha)	Name_Of_Higher_Level	No_cce Conducted_Higher	Higher average Yield(Kg/Ha)	Neighbouring Yield
421	Kalaburgi	Aland	KINNI SULTAN	GP	Wheat	RF	2			Hobli Level	17	852.92	
422	Kalaburgi	Aland	MUDDADAGA	GP	Wheat	RF	2	4	1425.84				
423	Kalaburgi	Aland	NIMBAL	GP	Wheat	RF	2	4	1520.89				
424	Kalaburgi	Aland	PADSAVANI	GP	Wheat	RF	3			Hobli Level	8	1271.37	
425	Kalaburgi	Aland	RUDRAWADI	GP	Wheat	RF	3	4	1204.04				
426	Kalaburgi	Aland	TADAKAL	GP	Wheat	RF	3	4	341.80				
427	Kalaburgi	Chincholi	AINAPUR	GP	Bengal Gram	RF	463			Hobli Level	7	810.73	
428	Kalaburgi	Chincholi	AINOLLI	GP	Bengal Gram	RF	359			Hobli Level	18	995.00	
429	Kalaburgi	Chincholi	ANWAR	GP	Bengal Gram	RF	396			Hobli Level	18	995.00	
430	Kalaburgi	Chincholi	CHANDANKERA	GP	Bengal Gram	RF	387			Hobli Level	7	810.73	
431	Kalaburgi	Chincholi	CHENGTA	GP	Bengal Gram	RF	362			Hobli Level	7	810.73	
432	Kalaburgi	Chincholi	CHIMMAIDLAI	GP	Bengal Gram	RF	368			Hobli Level	34	841.46	

**Government of Karnataka
Directorate of Economics and Statistics**

GP Level Average Yield data for Rabi season 2018-19

S.N	District	Taluk	Insurance Unit (Hobli/ GP)	GP / HOBLI	Crop	IRR_Rf	Area_Sown_Ha	No_CCE_Co nducted	Average Yield(Kg/Ha)	Name_Of_Higher_Level	No_cce Conducted_Higher	Higher average Yield(Kg/Ha)	Neighbouring Yield
433	Kalaburgi	Chincholi	CHIMMANCHOD	GP	Bengal Gram	RF	387			Hobli Level	7	810.73	
434	Kalaburgi	Chincholi	Chincholli (ULB)	GP	Bengal Gram	RF	490			Hobli Level	18	995.00	
435	Kalaburgi	Chincholi	DEGALMADI	GP	Bengal Gram	RF	387			Hobli Level	18	995.00	
436	Kalaburgi	Chincholi	GADIKESHWAR	GP	Bengal Gram	RF	302			Hobli Level	28	833.08	
437	Kalaburgi	Chincholi	GADILINGADALLI	GP	Bengal Gram	RF	398			Hobli Level	7	810.73	
438	Kalaburgi	Chincholi	GARAGAPALLI	GP	Bengal Gram	RF	365			Hobli Level	28	833.08	
439	Kalaburgi	Chincholi	GARAMPALLI	GP	Bengal Gram	RF	385			Hobli Level	41	845.29	
440	Kalaburgi	Chincholi	HALCHERA	GP	Bengal Gram	RF	419	4	949.45				
441	Kalaburgi	Chincholi	HASARGUNDAGI	GP	Bengal Gram	RF	349			Hobli Level	7	810.73	
442	Kalaburgi	Chincholi	HODEBEERNALLI	GP	Bengal Gram	RF	346			Hobli Level	44	781.78	
443	Kalaburgi	Chincholi	JATTUR	GP	Bengal Gram	RF	338	4	860.44				
444	Kalaburgi	Chincholi	KANAKPUR (KARAKMUKLI)	GP	Bengal Gram	RF	398			Hobli Level	23	776.19	

Government of Karnataka
Directorate of Economics and Statistics
GP Level Average Yield data for Rabi season 2018-19

S.N	District	Taluk	Insurance Unit (Hobli/ GP)	GP / HOBLI	Crop	IRR RF	Area Sown Ha	No_CCE_Co nducted	Average Yield(Kg/Ha)	Name_Of_Higher_Level	No_cce Conducted_Higher	Higher average Yield(Kg/Ha)	Neighbouring Yield
445	Kalaburgi	Chincholi	KARCHKHED	GP	Bengal Gram	RF	325	4	822.68				
446	Kalaburgi	Chincholi	KEROLLI	GP	Bengal Gram	RF	384	4	1014.19				
447	Kalaburgi	Chincholi	KODLI	GP	Bengal Gram	RF	498	4	882.02				
448	Kalaburgi	Chincholi	KUNCHAVARAM	GP	Bengal Gram	RF	388			Hobli Level	18	995.00	
449	Kalaburgi	Chincholi	KUPANOOR	GP	Bengal Gram	RF	387			Hobli Level	28	833.08	
450	Kalaburgi	Chincholi	MIRIYAN	GP	Bengal Gram	RF	378			Hobli Level	18	995.00	
451	Kalaburgi	Chincholi	MOGHA	GP	Bengal Gram	RF	392			Hobli Level	16	764.68	
452	Kalaburgi	Chincholi	NAGAILLAI	GP	Bengal Gram	RF	392	4	1402.60				
453	Kalaburgi	Chincholi	NIDAGUNDA	GP	Bengal Gram	RF	318	4	641.96				
454	Kalaburgi	Chincholi	PASTAPUR	GP	Bengal Gram	RF	469			Hobli Level	16	764.68	
455	Kalaburgi	Chincholi	POLAKPALLI	GP	Bengal Gram	RF	324			Hobli Level	18	995.00	
456	Kalaburgi	Chincholi	RATKAL	GP	Bengal Gram	RF	472	4	436.96				

9071

**Government of Karnataka
Directorate of Economics and Statistics**

GP Level Average Yield data for Rabi season 2018-19

S.N	District	Taluk	Insurance Unit (Hobli/ GP)	GP / HOBLI	Crop	IRR_Rf	Area_Sown_Ha	No_CCE_Co nducted	Average Yield(Kg/Ha)	Name_Of_Higher_Level	No_cce Conducted_Higher	Higher average Yield(Kg/Ha)	Neighbouring Yield
457	Kalaburgi	Chincholi	RUMMANGUD	GP	Bengal Gram	RF	399			Hobli Level	23	787.71	
458	Kalaburgi	Chincholi	SALEBEERNALLI	GP	Bengal Gram	RF	395	4	911.69				
459	Kalaburgi	Chincholi	SALGAR BASANTPUR	GP	Bengal Gram	RF	329			Hobli Level	7	810.73	
460	Kalaburgi	Chincholi	SHADIPUR	GP	Bengal Gram	RF	394			Hobli Level	18	995.00	
461	Kalaburgi	Chincholi	SHIROLLI	GP	Bengal Gram	RF	413	4	998.00				
462	Kalaburgi	Chincholi	SULEPETH	GP	Bengal Gram	RF	382	4	577.22				
463	Kalaburgi	Chincholi	VENKATAPUR	GP	Bengal Gram	RF	352			Hobli Level	18	995.00	
464	Kalaburgi	Chincholi	AINAPUR	GP	Sorghum (Jowar/Great Millet)	RF	444			Hobli Level	17	993.43	
465	Kalaburgi	Chincholi	AINOLLI	GP	Sorghum (Jowar/Great Millet)	RF	523			Hobli Level	24	1147.74	
466	Kalaburgi	Chincholi	ANWAR	GP	Sorghum (Jowar/Great Millet)	RF	264	4	1042.87				
467	Kalaburgi	Chincholi	CHANDANKERA	GP	Sorghum (Jowar/Great Millet)	RF	220			Hobli Level	17	993.43	
468	Kalaburgi	Chincholi	CHENGTA	GP	Sorghum (Jowar/Great Millet)	RF	292			Hobli Level	17	993.43	

Government of Karnataka
Directorate of Economics and Statistics
GP Level Average Yield data for Rabi season 2018-19

S.N	District	Taluk	Insurance Unit (Hobli/ GP)	GP / HOBLI	Crop	IRR RF	Area Sown Ha	No_CCE_Co nducted	Average Yield(Kg/Ha)	Name_Of_Higher_Level	No_cce Conducted_Higher	Higher average Yield(Kg/Ha)	Neighbouring Yield
469	Kalaburgi	Chincholi	CHIMMAIDLAI	GP	Sorghum (Jowar/Great Millet)	RF	340			Hobli Level	52	1298.47	
470	Kalaburgi	Chincholi	CHIMMANCHOD	GP	Sorghum (Jowar/Great Millet)	RF	374	4	1324.49				
471	Kalaburgi	Chincholi	Chincholli (ULB)	GP	Sorghum (Jowar/Great Millet)	RF	377	4	1003.27				
472	Kalaburgi	Chincholi	DEGALMADI	GP	Sorghum (Jowar/Great Millet)	RF	433	4	1100.08				
473	Kalaburgi	Chincholi	GADIKESHWAR	GP	Sorghum (Jowar/Great Millet)	RF	306	4	1276.09				
474	Kalaburgi	Chincholi	GADILINGADALLI	GP	Sorghum (Jowar/Great Millet)	RF	367			Hobli Level	17	993.43	
475	Kalaburgi	Chincholi	GARAGAPALLI	GP	Sorghum (Jowar/Great Millet)	RF	426	4	897.66				
476	Kalaburgi	Chincholi	GARAMPALLI	GP	Sorghum (Jowar/Great Millet)	RF	130			Hobli Level	69	1127.11	
477	Kalaburgi	Chincholi	HALCHERA	GP	Sorghum (Jowar/Great Millet)	RF	290	4	1372.90				
478	Kalaburgi	Chincholi	HASARGUNDAGI	GP	Sorghum (Jowar/Great Millet)	RF	227	4	915.26				
479	Kalaburgi	Chincholi	HODEBEERNALLI	GP	Sorghum (Jowar/Great Millet)	RF	59	4	1493.90				
480	Kalaburgi	Chincholi	JATTUR	GP	Sorghum (Jowar/Great Millet)	RF	316	4	1236.49				

**Government of Karnataka
Directorate of Economics and Statistics**

GP Level Average Yield data for Rabi season 2018-19

S.N	District	Taluk	Insurance Unit (Hobli/ GP)	GP / HOBLI	Crop	IRR_RF	Area_Sown_Ha	No_CCE_Co nducted	Average Yield(Kg/Ha)	Name_Of_Higher_Level	No_cce Conducted_Higher	Higher average Yield(Kg/Ha)	Neighbouring Yield
481	Kalaburgi	Chincholi	KANAKPUR (KARAKMUKLI)	GP	Sorghum (Jowar/Great Millet)	RF	322			Hobli Level	45	1278.74	
482	Kalaburgi	Chincholi	KARCHKHED	GP	Sorghum (Jowar/Great Millet)	RF	361	4	748.05				
483	Kalaburgi	Chincholi	KEROLLI	GP	Sorghum (Jowar/Great Millet)	RF	304	4	928.47				
484	Kalaburgi	Chincholi	KODLI	GP	Sorghum (Jowar/Great Millet)	RF	442	4	1478.50				
485	Kalaburgi	Chincholi	KUNCHAVARAM	GP	Sorghum (Jowar/Great Millet)	RF	318			Hobli Level	24	1147.74	
486	Kalaburgi	Chincholi	KUPANOOR	GP	Sorghum (Jowar/Great Millet)	RF	211	4	937.27				
487	Kalaburgi	Chincholi	MIRIYAN	GP	Sorghum (Jowar/Great Millet)	RF	294			Hobli Level	24	1147.74	
488	Kalaburgi	Chincholi	MOGHA	GP	Sorghum (Jowar/Great Millet)	RF	74	4	1381.70				
489	Kalaburgi	Chincholi	NAGAIDLAI	GP	Sorghum (Jowar/Great Millet)	RF	131			Hobli Level	24	1147.74	
490	Kalaburgi	Chincholi	NIDAGUNDA	GP	Sorghum (Jowar/Great Millet)	RF	244	4	948.26				
491	Kalaburgi	Chincholi	PASTAPUR	GP	Sorghum (Jowar/Great Millet)	RF	60	4	1412.50				
492	Kalaburgi	Chincholi	POLAKPALLI	GP	Sorghum (Jowar/Great Millet)	RF	411	4	1218.88				

Government of Karnataka
Directorate of Economics and Statistics
GP Level Average Yield data for Rabi season 2018-19

S.N	District	Taluk	Insurance Unit (Hobli/ GP)	GP / HOBLI	Crop	IRR RF	Area Sown Ha	No_CCE_Conducted	Average Yield(Kg/Ha)	Name_Of_Higher_Level	No_cce_Conducted_Higher	Higher average Yield(Kg/Ha)	Neighbouring Yield
493	Kalaburgi	Chincholi	RATKAL	GP	Sorghum (Jowar/Great Millet)	RF	317	4	1399.30				
494	Kalaburgi	Chincholi	RUMMANGUD	GP	Sorghum (Jowar/Great Millet)	RF	360			Hobli Level	45	1183.63	
495	Kalaburgi	Chincholi	SALEBEERNALLI	GP	Sorghum (Jowar/Great Millet)	RF	362	4	836.06				
496	Kalaburgi	Chincholi	SALGAR BASANTPUR	GP	Sorghum (Jowar/Great Millet)	RF	252			Hobli Level	17	993.43	
497	Kalaburgi	Chincholi	SHADIPUR	GP	Sorghum (Jowar/Great Millet)	RF	221			Hobli Level	24	1147.74	
498	Kalaburgi	Chincholi	SHIROLLI	GP	Sorghum (Jowar/Great Millet)	RF	285	4	1025.27				
499	Kalaburgi	Chincholi	SULEPETH	GP	Sorghum (Jowar/Great Millet)	RF	234	4	792.06				
500	Kalaburgi	Chincholi	VENKATAPUR	GP	Sorghum (Jowar/Great Millet)	RF	423	4	1192.48				
501	Kalaburgi	Chincholi	AINAPUR	GP	Wheat	RF	0			District Level	43	1349.02	
502	Kalaburgi	Chincholi	AINOLLI	GP	Wheat	RF	0			District Level	43	1349.02	
503	Kalaburgi	Chincholi	ANWAR	GP	Wheat	RF	0			District Level	43	1349.02	
504	Kalaburgi	Chincholi	CHANDANKERA	GP	Wheat	RF	0			District Level	43	1349.02	

**Government of Karnataka
Directorate of Economics and Statistics**

GP Level Average Yield data for Rabi season 2018-19

S.N	District	Taluk	Insurance Unit (Hobli/ GP)	GP / HOBLI	Crop	IRR_Rf	Area_Sown_Ha	No_CCE_Conducted	Average Yield(Kg/Ha)	Name_Of_Higher_Level	No_cce_Conducted_Higher	Higher average Yield(Kg/Ha)	Neighbouring Yield
505	Kalaburgi	Chincholi	CHENGTA	GP	Wheat	RF	0			District Level	43	1349.02	
506	Kalaburgi	Chincholi	CHIMMANCHOD	GP	Wheat	RF	0			District Level	43	1349.02	
507	Kalaburgi	Chincholi	Chincholli (ULB)	GP	Wheat	RF	0			District Level	43	1349.02	
508	Kalaburgi	Chincholi	DEGALMADI	GP	Wheat	RF	0			District Level	43	1349.02	
509	Kalaburgi	Chincholi	HASARGUNDAGI	GP	Wheat	RF	0			District Level	43	1349.02	
510	Kalaburgi	Chincholi	HODEBEERNALLI	GP	Wheat	RF	0			District Level	43	1349.02	
511	Kalaburgi	Chincholi	KARCHKHED	GP	Wheat	RF	0			District Level	43	1349.02	
512	Kalaburgi	Chincholi	KODLI	GP	Wheat	RF	0			District Level	43	1349.02	
513	Kalaburgi	Chincholi	MIRIYAN	GP	Wheat	RF	0			District Level	43	1349.02	
514	Kalaburgi	Chincholi	NIDAGUNDA	GP	Wheat	RF	0			District Level	43	1349.02	
515	Kalaburgi	Chincholi	POLAKPALLI	GP	Wheat	RF	0			District Level	43	1349.02	
516	Kalaburgi	Chincholi	RATKAL	GP	Wheat	RF	0			District Level	43	1349.02	

Government of Karnataka
Directorate of Economics and Statistics
GP Level Average Yield data for Rabi season 2018-19

S.N	District	Taluk	Insurance Unit (Hobli/ GP)	GP / HOBLI	Crop	IRR RF	Area Sown Ha	No_CCE_Conducted	Average Yield(Kg/Ha)	Name_Of_Higher_Level	No_cce_Conducted_Higher	Higher average Yield(Kg/Ha)	Neighbouring Yield
517	Kalaburgi	Chincholi	SALEBEERNALLI	GP	Wheat	RF	0			District Level	43	1349.02	
518	Kalaburgi	Chittapur	ALLOLI	GP	Bengal Gram	RF	350	4	631.17				
519	Kalaburgi	Chittapur	ALLUR (B)	GP	Bengal Gram	RF	280	4	1569.83				
520	Kalaburgi	Chittapur	ARANKAL	GP	Bengal Gram	RF	626	4	776.83				
521	Kalaburgi	Chittapur	BEDSUR	GP	Bengal Gram	RF	622	4	895.50				
522	Kalaburgi	Chittapur	BHAGODI	GP	Bengal Gram	RF	561	4	593.41				
523	Kalaburgi	Chittapur	BHANKUR	GP	Bengal Gram	RF	322			Hobli Level	26	1287.65	
524	Kalaburgi	Chittapur	BHIMANALLI	GP	Bengal Gram	RF	280	4	547.56				
525	Kalaburgi	Chittapur	CHINCHOLLI (H)	GP	Bengal Gram	RF	588	4	518.42				
526	Kalaburgi	Chittapur	Chittapura(ULB)	GP	Bengal Gram	RF	588	4	453.15				
527	Kalaburgi	Chittapur	DANDOTHI	GP	Bengal Gram	RF	701	4	499.00				
528	Kalaburgi	Chittapur	DHONGAON	GP	Bengal Gram	RF	559	4	687.81				

Government of Karnataka
Directorate of Economics and Statistics
GP Level Average Yield data for Rabi season 2018-19

S.N	District	Taluk	Insurance Unit (Hobli/ GP)	GP / HOBLI	Crop	IRR_RF	Area_Sown_Ha	No_CCE_Co nducted	Average Yield(Kg/Ha)	Name_Of_Higher_Level	No_cce Conducted_Higher	Higher average Yield(Kg/Ha)	Neighbouring Yield
529	Kalaburgi	Chittapur	DIGGAON	GP	Bengal Gram	RF	523	4	690.51				
530	Kalaburgi	Chittapur	GOTOOR	GP	Bengal Gram	RF	628	4	554.57				
531	Kalaburgi	Chittapur	GUNDAGURTHI	GP	Bengal Gram	RF	741	4	477.42				
532	Kalaburgi	Chittapur	HALKATTA	GP	Bengal Gram	RF	400			Hobli Level	60	1406.06	
533	Kalaburgi	Chittapur	HEBBAL	GP	Bengal Gram	RF	733	4	1592.49				
534	Kalaburgi	Chittapur	HEROOR (K)	GP	Bengal Gram	RF	616	4	857.74				
535	Kalaburgi	Chittapur	HONAGUNTA	GP	Bengal Gram	RF	0			Hobli Level	26	1287.65	
536	Kalaburgi	Chittapur	INGALAGI	GP	Bengal Gram	RF	361	4	1877.32				
537	Kalaburgi	Chittapur	IVANI	GP	Bengal Gram	RF	692	4	393.81				
538	Kalaburgi	Chittapur	KADBUR	GP	Bengal Gram	RF	310	4	1898.90				
539	Kalaburgi	Chittapur	KALGI	GP	Bengal Gram	RF	614	4	981.82				
540	Kalaburgi	Chittapur	KAMARWADI	GP	Bengal Gram	RF	360	4	1715.48				

Government of Karnataka
Directorate of Economics and Statistics
GP Level Average Yield data for Rabi season 2018-19

S.N	District	Taluk	Insurance Unit (Hobli/ GP)	GP / HOBLI	Crop	IRR RF	Area Sown Ha	No_CCE_Conducted	Average Yield(Kg/Ha)	Name_Of_Higher_Level	No_cce_Conducted_Higher	Higher average Yield(Kg/Ha)	Neighbouring Yield
541	Kalaburgi	Chittapur	KANDGOL	GP	Bengal Gram	RF	600			Hobli Level	36	759.86	
542	Kalaburgi	Chittapur	KARDAL	GP	Bengal Gram	RF	540	4	501.70				
543	Kalaburgi	Chittapur	KODADUR	GP	Bengal Gram	RF	601	4	550.25				
544	Kalaburgi	Chittapur	KOLLUR	GP	Bengal Gram	RF	0			Hobli Level	34	1524.47	
545	Kalaburgi	Chittapur	KORWAR	GP	Bengal Gram	RF	698	4	768.73				
546	Kalaburgi	Chittapur	LADLAPUR	GP	Bengal Gram	RF	200	4	2470.73				
547	Kalaburgi	Chittapur	MADBUL	GP	Bengal Gram	RF	688	4	407.29				
548	Kalaburgi	Chittapur	MALGATTI	GP	Bengal Gram	RF	340	4	1186.81				
549	Kalaburgi	Chittapur	MARATUR	GP	Bengal Gram	RF	351	4	1181.42				
550	Kalaburgi	Chittapur	MOGALA	GP	Bengal Gram	RF	514	4	426.18				
551	Kalaburgi	Chittapur	MUGALANAGAON	GP	Bengal Gram	RF	728			Hobli Level	26	640.63	
552	Kalaburgi	Chittapur	NALWAR	GP	Bengal Gram	RF	396			Hobli Level	34	1524.47	

Government of Karnataka
Directorate of Economics and Statistics
GP Level Average Yield data for Rabi season 2018-19

S.N	District	Taluk	Insurance Unit (Hobli/ GP)	GP / HOBLI	Crop	IRR_Rf	Area_Sown_Ha	No_CCE_Co nducted	Average Yield(Kg/Ha)	Name_Of_Higher_Level	No_cce Conducted_Higher	Higher average Yield(Kg/Ha)	Neighbouring Yield
553	Kalaburgi	Chittapur	PETHSIROOR	GP	Bengal Gram	RF	695	4	577.22				
554	Kalaburgi	Chittapur	RAJAPUR	GP	Bengal Gram	RF	629	4	512.49				
555	Kalaburgi	Chittapur	RAMPURAHALLI	GP	Bengal Gram	RF	0			Hobli Level	34	1524.47	
556	Kalaburgi	Chittapur	RAVOOR	GP	Bengal Gram	RF	520	4	423.48				
557	Kalaburgi	Chittapur	SANNATI	GP	Bengal Gram	RF	288	4	1542.86				
558	Kalaburgi	Chittapur	SATNOOR	GP	Bengal Gram	RF	591	4	782.22				
559	Kalaburgi	Chittapur	TENGALI	GP	Bengal Gram	RF	682	4	995.31				
560	Kalaburgi	Chittapur	TONASNHALLI(S)	GP	Bengal Gram	RF	361	4	1062.74				
561	Kalaburgi	Chittapur	Wadi (ULB)	GP	Bengal Gram	RF	226	4	2271.13				
562	Kalaburgi	Chittapur	YAGAPUR	GP	Bengal Gram	RF	0			Hobli Level	34	1524.47	
563	Kalaburgi	Chittapur	ALLOLI	GP	Sorghum (Jowar/Great Millet)	RF	270	4	677.65				
564	Kalaburgi	Chittapur	ALLUR (B)	GP	Sorghum (Jowar/Great Millet)	RF	260	4	868.18				

Government of Karnataka
Directorate of Economics and Statistics
GP Level Average Yield data for Rabi season 2018-19

S.N	District	Taluk	Insurance Unit (Hobli/ GP)	GP / HOBLI	Crop	IRR_RF	Area_Sown_Ha	No_CCE_Co nducted	Average Yield(Kg/Ha)	Name_Of_Higher_Level	No_cce Conducted_Higher	Higher average Yield(Kg/Ha)	Neighbouring Yield
565	Kalaburgi	Chittapur	ARANKAL	GP	Sorghum (Jowar/Great Millet)	RF	638	4	1029.67				
566	Kalaburgi	Chittapur	BEDSUR	GP	Sorghum (Jowar/Great Millet)	RF	649	4	1394.02				
567	Kalaburgi	Chittapur	BHAGODI	GP	Sorghum (Jowar/Great Millet)	RF	541	4	541.24				
568	Kalaburgi	Chittapur	BHANKUR	GP	Sorghum (Jowar/Great Millet)	RF	380	4	836.06				
569	Kalaburgi	Chittapur	DI IIMANALLI	GP	Sorghum (Jowar/Great Millet)	RF	281	4	726.05				
570	Kalaburgi	Chittapur	CHINCHOLLI (H)	GP	Sorghum (Jowar/Great Millet)	RF	651	4	1042.87				
571	Kalaburgi	Chittapur	Chittapura(ULB)	GP	Sorghum (Jowar/Great Millet)	RF	631	4	2266.15				
572	Kalaburgi	Chittapur	DANDOTHI	GP	Sorghum (Jowar/Great Millet)	RF	708	4	699.65				
573	Kalaburgi	Chittapur	DHONGAON	GP	Sorghum (Jowar/Great Millet)	RF	560	4	598.44				
574	Kalaburgi	Chittapur	DIGGAON	GP	Sorghum (Jowar/Great Millet)	RF	698	4	431.23				
575	Kalaburgi	Chittapur	GOTOOR	GP	Sorghum (Jowar/Great Millet)	RF	633	4	1012.07				
576	Kalaburgi	Chittapur	GUNDAGURTHI	GP	Sorghum (Jowar/Great Millet)	RF	721	4	558.84				

Government of Karnataka
Directorate of Economics and Statistics

GP Level Average Yield data for Rabi season 2018-19

S.N	District	Taluk	Insurance Unit (Hobli/ GP)	GP / HOBLI	Crop	IRR_RF	Area_Sown_Ha	No_CCE_Co nducted	Average Yield(Kg/Ha)	Name_Of_Higher_Level	No_cce Conducted_Higher	Higher average Yield(Kg/Ha)	Neighbouring Yield
577	Kalaburgi	Chittapur	HALKATTA	GP	Sorghum (Jowar/Great Millet)	RF	260	4	889.30				
578	Kalaburgi	Chittapur	HEBBAL	GP	Sorghum (Jowar/Great Millet)	RF	777	4	985.67				
579	Kalaburgi	Chittapur	HEROOR (K)	GP	Sorghum (Jowar/Great Millet)	RF	658	4	1326.95				
580	Kalaburgi	Chittapur	HONAGUNTA	GP	Sorghum (Jowar/Great Millet)	RF	421	4	816.04				
581	Kalaburgi	Chittapur	INGALAGI	GP	Sorghum (Jowar/Great Millet)	RF	388	4	756.85				
582	Kalaburgi	Chittapur	IVANI	GP	Sorghum (Jowar/Great Millet)	RF	801	4	1988.94				
583	Kalaburgi	Chittapur	KADBUR	GP	Sorghum (Jowar/Great Millet)	RF	396	4	933.30				
584	Kalaburgi	Chittapur	KALGI	GP	Sorghum (Jowar/Great Millet)	RF	628	4	906.46				
585	Kalaburgi	Chittapur	KAMARWADI	GP	Sorghum (Jowar/Great Millet)	RF	270	4	730.45				
586	Kalaburgi	Chittapur	KANDGOL	GP	Sorghum (Jowar/Great Millet)	RF	640	4	998.87				
587	Kalaburgi	Chittapur	KARDAL	GP	Sorghum (Jowar/Great Millet)	RF	521	4	510.44				

Government of Karnataka
Directorate of Economics and Statistics
GP Level Average Yield data for Rabi season 2018-19

S.N	District	Taluk	Insurance Unit (Hobli/ GP)	GP / HOBLI	Crop	IRR_RF	Area_Sown_Ha	No_CCE_Co nducted	Average Yield(Kg/Ha)	Name_Of_Higher_Level	No_cce Conducted_Higher	Higher average Yield(Kg/Ha)	Neighbouring Yield
588	Kalaburgi	Chittapur	KODADUR	GP	Sorghum (Jowar/Great Millet)	RF	650	4	1117.68				
589	Kalaburgi	Chittapur	KOLLUR	GP	Sorghum (Jowar/Great Millet)	RF	222	4	645.52				
590	Kalaburgi	Chittapur	KORWAR	GP	Sorghum (Jowar/Great Millet)	RF	698	4	924.06				
591	Kalaburgi	Chittapur	LADLAPUR	GP	Sorghum (Jowar/Great Millet)	RF	270	4	705.28				
592	Kalaburgi	Chittapur	MADBUL	GP	Sorghum (Jowar/Great Millet)	RF	726	4	695.25				
593	Kalaburgi	Chittapur	MALGATTI	GP	Sorghum (Jowar/Great Millet)	RF	381	4	757.86				
594	Kalaburgi	Chittapur	MARATUR	GP	Sorghum (Jowar/Great Millet)	RF	411			Hobli Level	31	1029.20	
595	Kalaburgi	Chittapur	MOGALA	GP	Sorghum (Jowar/Great Millet)	RF	487	4	682.05				
596	Kalaburgi	Chittapur	MUGALANAGAON	GP	Sorghum (Jowar/Great Millet)	RF	824	4	512.64				
597	Kalaburgi	Chittapur	NALWAR	GP	Sorghum (Jowar/Great Millet)	RF	216	4	1364.93				
598	Kalaburgi	Chittapur	PETHSIROOR	GP	Sorghum (Jowar/Great Millet)	RF	810	4	550.04				
599	Kalaburgi	Chittapur	RAJAPUR	GP	Sorghum (Jowar/Great Millet)	RF	660	4	2583.42				

**Government of Karnataka
Directorate of Economics and Statistics**

GP Level Average Yield data for Rabi season 2018-19

S.N	District	Taluk	Insurance Unit (Hobli/ GP)	GP / HOBLI	Crop	IRR_Rf	Area_Sown_Ha	No_CCE_Conducted	Average Yield(Kg/Ha)	Name_Of_Higher_Level	No_cce_Conducted_Higher	Higher average Yield(Kg/Ha)	Neighbouring Yield
600	Kalaburgi	Chittapur	RAMPURAHALLI	GP	Sorghum (Jowar/Great Millet)	RF	255			Hobli Level	50	857.77	
601	Kalaburgi	Chittapur	RAVOOR	GP	Sorghum (Jowar/Great Millet)	RF	601	4	787.66				
602	Kalaburgi	Chittapur	SANNATI	GP	Sorghum (Jowar/Great Millet)	RF	288	4	726.05				
603	Kalaburgi	Chittapur	SATNOOR	GP	Sorghum (Jowar/Great Millet)	RF	563	4	968.07				
604	Kalaburgi	Chittapur	Shahabad(ULB)	GP	Sorghum (Jowar/Great Millet)	RF	421	4	2019.74				
605	Kalaburgi	Chittapur	TENGALI	GP	Sorghum (Jowar/Great Millet)	RF	694	4	699.65				
606	Kalaburgi	Chittapur	TONASNHALLI(S)	GP	Sorghum (Jowar/Great Millet)	RF	340	4	1487.30				
607	Kalaburgi	Chittapur	Wadi (ULB)	GP	Sorghum (Jowar/Great Millet)	RF	296	4	1445.06				
608	Kalaburgi	Chittapur	YAGAPUR	GP	Sorghum (Jowar/Great Millet)	RF	240	4	1001.07				
609	Kalaburgi	Jevargi	ALOOR	GP	Bengal Gram	IRR	0			Taluk Level	34	986.58	
610	Kalaburgi	Jevargi	ANKALGA	GP	Bengal Gram	IRR	43	4	899.11				
611	Kalaburgi	Jevargi	ARALAGUNDAGI	GP	Bengal Gram	IRR	195	4	864.53				

Government of Karnataka
Directorate of Economics and Statistics
GP Level Average Yield data for Rabi season 2018-19

S.N	District	Taluk	Insurance Unit (Hobli/ GP)	GP / HOBLI	Crop	IRR_RF	Area_Sown_Ha	No_CCE_Co nducted	Average Yield(Kg/Ha)	Name_Of_Higher_Level	No_cce Conducted_Higher	Higher average Yield(Kg/Ha)	Neighbouring Yield
612	Kalaburgi	Jevargi	BALUNDAGI	GP	Bengal Gram	IRR	29	4	859.21				
613	Kalaburgi	Jevargi	HIPPARGA -S-N	GP	Bengal Gram	IRR	0			Hobli Level	26	908.12	
614	Kalaburgi	Jevargi	ITGA	GP	Bengal Gram	IRR	53	4	835.27				
615	Kalaburgi	Jevargi	JERATAGI	GP	Bengal Gram	IRR	82	4	840.59				
616	Kalaburgi	Jevargi	Jewargi(ULB)	GP	Bengal Gram	IRR	1			Hobli Level	4	1217.00	
617	Kalaburgi	Jevargi	KALLUR (K)	GP	Bengal Gram	IRR	0			Hobli Level	26	908.12	
618	Kalaburgi	Jevargi	KOLKUR	GP	Bengal Gram	IRR	0			Hobli Level	4	1217.00	
619	Kalaburgi	Jevargi	KUKNUR	GP	Bengal Gram	IRR	3			Hobli Level	23	1078.66	
620	Kalaburgi	Jevargi	KURALGERA	GP	Bengal Gram	IRR	16	4	1226.31				
621	Kalaburgi	Jevargi	MAGANGERA	GP	Bengal Gram	IRR	84	4	1065.64				
622	Kalaburgi	Jevargi	MALLI	GP	Bengal Gram	IRR	49	4	1119.90				
623	Kalaburgi	Jevargi	MANDEWAL	GP	Bengal Gram	IRR	18	4	994.88				

(Handwritten signature)

Government of Karnataka
Directorate of Economics and Statistics
GP Level Average Yield data for Rabi season 2018-19

S.N	District	Taluk	Insurance Unit (Hobli/ GP)	GP / HOBLI	Crop	IRR_RF	Area_Sown_Ha	No_CCE_Co nducted	Average Yield(Kg/Ha)	Name_Of_Higher_Level	No_cce Conducted_Higher	Higher average Yield(Kg/Ha)	Neighbouring Yield
624	Kalaburgi	Jevargi	NARIBOL	GP	Bengal Gram	IRR	21	4	1266.21				
625	Kalaburgi	Jevargi	NELOGI	GP	Bengal Gram	IRR	14	4	969.61				
626	Kalaburgi	Jevargi	RANJANGI	GP	Bengal Gram	IRR	76	4	1010.84				
627	Kalaburgi	Jevargi	SONNA	GP	Bengal Gram	IRR	0			Hobli Level	4	1217.00	
628	Kalaburgi	Jevargi	WADGERA	GP	Bengal Gram	IRR	49			Hobli Level	23	1078.66	
629	Kalaburgi	Jevargi	YADRAMI	GP	Dengal Gram	IRR	57			Hobli Level	23	1078.66	
630	Kalaburgi	Jevargi	ALLOOR	GP	Bengal Gram	RF	0			Hobli Level	6	184.14	
631	Kalaburgi	Jevargi	ANDHOLA	GP	Bengal Gram	RF	1486			Hobli Level	8	463.94	
632	Kalaburgi	Jevargi	ANKALGA	GP	Bengal Gram	RF	976	4	447.75				
633	Kalaburgi	Jevargi	ARALAGUNDAGI	GP	Bengal Gram	RF	0			Hobli Level	24	605.54	
634	Kalaburgi	Jevargi	BALBATTI	GP	Bengal Gram	RF	0			Hobli Level	6	184.14	
635	Kalaburgi	Jevargi	BALUNDAGI	GP	Bengal Gram	RF	809	4	625.78				

Government of Karnataka
Directorate of Economics and Statistics
GP Level Average Yield data for Rabi season 2018-19

S.N	District	Taluk	Insurance Unit (Hobli/ GP)	GP / HOBLI	Crop	IRR RF	Area Sown Ha	No_CCE_Co nducted	Average Yield(Kg/Ha)	Name_Of_Higher_Level	No_cce Conducted_Higher	Higher average Yield(Kg/Ha)	Neighbouring Yield
636	Kalaburgi	Jevargi	BILWAR	GP	Bengal Gram	RF	635			Hobli Level	8	463.94	
637	Kalaburgi	Jevargi	BIRAL (B)	GP	Bengal Gram	RF	0			Hobli Level	8	463.94	
638	Kalaburgi	Jevargi	GAONVAR	GP	Bengal Gram	RF	0			Hobli Level	8	463.94	
639	Kalaburgi	Jevargi	GUDUR-S- A	GP	Bengal Gram	RF	1423			Hobli Level	8	463.94	
640	Kalaburgi	Jevargi	HARANOOR	GP	Bengal Gram	RF	0			Hobli Level	9	499.18	
641	Kalaburgi	Jevargi	HARWAL	GP	Bengal Gram	RF	1455	4	696.98				
642	Kalaburgi	Jevargi	HIPPARGA -S-N	GP	Bengal Gram	RF	0			Hobli Level	28	593.18	
643	Kalaburgi	Jevargi	HULLURA	GP	Bengal Gram	RF	698	4	663.54				
644	Kalaburgi	Jevargi	IJERI	GP	Bengal Gram	RF	756	4	82.00				
645	Kalaburgi	Jevargi	ITGA	GP	Bengal Gram	RF	798	4	555.65				
646	Kalaburgi	Jevargi	JERATAGI	GP	Bengal Gram	RF	752			Hobli Level	28	593.18	
647	Kalaburgi	Jevargi	Jewargi(ULB)	GP	Bengal Gram	RF	0			Hobli Level	9	499.18	

**Government of Karnataka
Directorate of Economics and Statistics**

GP Level Average Yield data for Rabi season 2018-19

S.N	District	Taluk	Insurance Unit (Hobli/ GP)	GP / HOBLI	Crop	IRR_RF	Area_Sown_Ha	No_CCE_Conducted	Average Yield(Kg/Ha)	Name_Of_Higher_Level	No_cce_Conducted_Higher	Higher average Yield(Kg/Ha)	Neighbouring Yield
648	Kalaburgi	Jevargi	KACHAPURA	GP	Bengal Gram	RF	539	4	431.57				
649	Kalaburgi	Jevargi	KADKOL	GP	Bengal Gram	RF	3			Hobli Level	24	605.54	
650	Kalaburgi	Jevargi	KALLAHANGARG A	GP	Bengal Gram	RF	0			Hobli Level	9	499.18	
651	Kalaburgi	Jevargi	KALLUR (K)	GP	Bengal Gram	RF	835			Hobli Level	28	593.18	
652	Kalaburgi	Jevargi	KARKIHALLI	GP	Bengal Gram	RF	0			Hobli Level	30	394.84	
653	Kalaburgi	Jevargi	KELLUR	GP	Dengal Gram	RF	785	4	447.75				
654	Kalaburgi	Jevargi	KOLKUR	GP	Bengal Gram	RF	685			Hobli Level	9	499.18	
655	Kalaburgi	Jevargi	KOODI	GP	Bengal Gram	RF	823			Hobli Level	9	499.18	
656	Kalaburgi	Jevargi	KUKNUR	GP	Bengal Gram	RF	0			Hobli Level	24	605.54	
657	Kalaburgi	Jevargi	KURALGERA	GP	Bengal Gram	RF	546	4	722.88				
658	Kalaburgi	Jevargi	MADARI	GP	Bengal Gram	RF	2			Hobli Level	8	463.94	
659	Kalaburgi	Jevargi	MAGANGERA	GP	Bengal Gram	RF	722	4	725.58				

Government of Karnataka
Directorate of Economics and Statistics
GP Level Average Yield data for Rabi season 2018-19

S.N	District	Taluk	Insurance Unit (Hobli/ GP)	GP / HOBLI	Crop	IRR_RF	Area_Sown_Ha	No_CCE_Co nducted	Average Yield(Kg/Ha)	Name_Of_Higher_Level	No_cce Conducted_Higher	Higher average Yield(Kg/Ha)	Neighbouring Yield
660	Kalaburgi	Jevargi	MALLI	GP	Bengal Gram	RF	637	4	717.48				
661	Kalaburgi	Jevargi	MANDEWAL	GP	Bengal Gram	RF	759	4	339.86				
662	Kalaburgi	Jevargi	NARIBOL	GP	Bengal Gram	RF	1320			Hobli Level	8	463.94	
663	Kalaburgi	Jevargi	NEDALAGI	GP	Bengal Gram	RF	0			Hobli Level	28	593.18	
664	Kalaburgi	Jevargi	NELOGI	GP	Bengal Gram	RF	3			Hobli Level	37	546.18	
665	Kalaburgi	Jevargi	RANJANGI	GP	Bengal Gram	RF	638			Hobli Level	28	593.18	
666	Kalaburgi	Jevargi	SATHKHED	GP	Bengal Gram	RF	0			Hobli Level	8	463.94	
667	Kalaburgi	Jevargi	SONNA	GP	Bengal Gram	RF	0			Hobli Level	9	499.18	
668	Kalaburgi	Jevargi	SUMBAD	GP	Bengal Gram	RF	746	4	412.69				
669	Kalaburgi	Jevargi	WADGERA	GP	Bengal Gram	RF	128			Hobli Level	24	605.54	
670	Kalaburgi	Jevargi	YADRAMI	GP	Bengal Gram	RF	0			Hobli Level	24	605.54	
671	Kalaburgi	Jevargi	YALAGOD	GP	Bengal Gram	RF	0			Hobli Level	30	254.37	

**Government of Karnataka
Directorate of Economics and Statistics**

GP Level Average Yield data for Rabi season 2018-19

S.N	District	Taluk	Insurance Unit (Hobli/ GP)	GP / HOBLI	Crop	IRR_RF	Area_Sown_Ha	No_CCE_Co nducted	Average Yield(Kg/Ha)	Name_Of_Higher_Level	No_cce Conducted_Higher	Higher average Yield(Kg/Ha)	Neighbouring Yield
672	Kalaburgi	Jevargi	YALWAR	GP	Bengal Gram	RF	0			Hobli Level	8	463.94	
673	Kalaburgi	Jevargi	ANKALGA	GP	Sorghum (Jowar/Great Millet)	IRR	49	4	459.71				
674	Kalaburgi	Jevargi	ARALAGUNDAGI	GP	Sorghum (Jowar/Great Millet)	IRR	98	4	762.82				
675	Kalaburgi	Jevargi	BALUNDAGI	GP	Sorghum (Jowar/Great Millet)	IRR	32	4	4497.10				
676	Kalaburgi	Jevargi	GUDUR-S- A	GP	Sorghum (Jowar/Great Millet)	IRR	0			Hobli Level	2	1196.84	
677	Kalaburgi	Jevargi	HIPPARGA -S-N	GP	Sorghum (Jowar/Great Millet)	IRR	53	4	1398.61				
678	Kalaburgi	Jevargi	ITGA	GP	Sorghum (Jowar/Great Millet)	IRR	60	4	2761.50				
679	Kalaburgi	Jevargi	JERATAGI	GP	Sorghum (Jowar/Great Millet)	IRR	168	4	889.61				
680	Kalaburgi	Jevargi	KADKOL	GP	Sorghum (Jowar/Great Millet)	IRR	29	4	1045.52				
681	Kalaburgi	Jevargi	KALLUR (K)	GP	Sorghum (Jowar/Great Millet)	IRR	18	4	780.52				
682	Kalaburgi	Jevargi	KUKNUR	GP	Sorghum (Jowar/Great Millet)	IRR	6	4	982.69				
683	Kalaburgi	Jevargi	KURALGERA	GP	Sorghum (Jowar/Great Millet)	IRR	2			Hobli Level	28	1102.67	

Government of Karnataka
Directorate of Economics and Statistics
GP Level Average Yield data for Rabi season 2018-19

S.N	District	Taluk	Insurance Unit (Hobli/ GP)	GP / HOBLI	Crop	IRR RF	Area Sown Ha	No_CCE_Co nducted	Average Yield(Kg/Ha)	Name_Of_Higher_Level	No_cce Conducted_Higher	Higher average Yield(Kg/Ha)	Neighbouring Yield
684	Kalaburgi	Jevargi	MAGANGERA	GP	Sorghum (Jowar/Great Millet)	IRR	208	4	1178.50				
685	Kalaburgi	Jevargi	MALLI	GP	Sorghum (Jowar/Great Millet)	IRR	0			Hobli Level	28	1102.67	
686	Kalaburgi	Jevargi	MANDEWAL	GP	Sorghum (Jowar/Great Millet)	IRR	7	4	1783.80				
687	Kalaburgi	Jevargi	NARIBOL	GP	Sorghum (Jowar/Great Millet)	IRR	2			Hobli Level	2	1196.84	
688	Kalaburgi	Jevargi	NELOGI	GP	Sorghum (Jowar/Great Millet)	IRR	9	4	734.61				
689	Kalaburgi	Jevargi	WADGERA	GP	Sorghum (Jowar/Great Millet)	IRR	31	4	1212.89				
690	Kalaburgi	Jevargi	YADRAMI	GP	Sorghum (Jowar/Great Millet)	IRR	20	4	1343.58				
691	Kalaburgi	Jevargi	ALLOOR	GP	Sorghum (Jowar/Great Millet)	RF	657	4	130.03				
692	Kalaburgi	Jevargi	ANDHOLA	GP	Sorghum (Jowar/Great Millet)	RF	3	4	396.03				
693	Kalaburgi	Jevargi	ANKALGA	GP	Sorghum (Jowar/Great Millet)	RF	825	4	340.89				
694	Kalaburgi	Jevargi	ARALAGUNDAGI	GP	Sorghum (Jowar/Great Millet)	RF	479	4	814.06				
695	Kalaburgi	Jevargi	BALBATTI	GP	Sorghum (Jowar/Great Millet)	RF	627	4	1025.27				

Government of Karnataka
Directorate of Economics and Statistics
GP Level Average Yield data for Rabi season 2018-19

S.N	District	Taluk	Insurance Unit (Hobli/ GP)	GP / HOBLI	Crop	IRR_Rf	Area_Sown_Ha	No_CCE_Co nducted	Average Yield(Kg/Ha)	Name_Of_Higher_Level	No_cce Conducted_Higher	Higher average Yield(Kg/Ha)	Neighbouring Yield
696	Kalaburgi	Jevargi	BALUNDAGI	GP	Sorghum (Jowar/Great Millet)	RF	607	4	3864.87				
697	Kalaburgi	Jevargi	BILWAR	GP	Sorghum (Jowar/Great Millet)	RF	0			Hobli Level	23	738.00	
698	Kalaburgi	Jevargi	BIRAL (B)	GP	Sorghum (Jowar/Great Millet)	RF	1313			Hobli Level	23	738.00	
699	Kalaburgi	Jevargi	GAONVAR	GP	Sorghum (Jowar/Great Millet)	RF	1385	4	1108.26				
700	Kalaburgi	Jevargi	GUDUR-S- A	GP	Sorghum (Jowar/Great Millet)	RF	0			Hobli Level	23	738.00	
701	Kalaburgi	Jevargi	HARANOOR	GP	Sorghum (Jowar/Great Millet)	RF	53	4	708.45				
702	Kalaburgi	Jevargi	HARWAL	GP	Sorghum (Jowar/Great Millet)	RF	492	4	1038.47				
703	Kalaburgi	Jevargi	HIPPARGA -S-N	GP	Sorghum (Jowar/Great Millet)	RF	581			Hobli Level	40	1485.76	
704	Kalaburgi	Jevargi	HULLURA	GP	Sorghum (Jowar/Great Millet)	RF	627	4	2993.09				
705	Kalaburgi	Jevargi	IJERI	GP	Sorghum (Jowar/Great Millet)	RF	589	4	325.62				
706	Kalaburgi	Jevargi	ITGA	GP	Sorghum (Jowar/Great Millet)	RF	508	4	2161.07				
707	Kalaburgi	Jevargi	JERATAGI	GP	Sorghum (Jowar/Great Millet)	RF	577	4	893.26				

Government of Karnataka
Directorate of Economics and Statistics
GP Level Average Yield data for Rabi season 2018-19

S.N	District	Taluk	Insurance Unit (Hobli/ GP)	GP / HOBLI	Crop	IRR_RF	Area_Sown_Ha	No_CCE_Co nducted	Average Yield(Kg/Ha)	Name_Of_Higher_Level	No_cce Conducted_Higher	Higher average Yield(Kg/Ha)	Neighbouring Yield
708	Kalaburgi	Jevargi	Jewargi(ULB)	GP	Sorghum (Jowar/Great Millet)	RF	386	4	1361.90				
709	Kalaburgi	Jevargi	KACHAPURA	GP	Sorghum (Jowar/Great Millet)	RF	507	4	981.27				
710	Kalaburgi	Jevargi	KADKOL	GP	Sorghum (Jowar/Great Millet)	RF	142	4	906.46				
711	Kalaburgi	Jevargi	KALLAHANGARG A	GP	Sorghum (Jowar/Great Millet)	RF	382	4	1366.03				
712	Kalaburgi	Jevargi	KALLUR (K)	GP	Sorghum (Jowar/Great Millet)	RF	260	4	1040.19				
713	Kalaburgi	Jevargi	KARKIHALLI	GP	Sorghum (Jowar/Great Millet)	RF	559			Hobli Level	47	731.71	
714	Kalaburgi	Jevargi	KELLUR	GP	Sorghum (Jowar/Great Millet)	RF	372	4	668.85				
715	Kalaburgi	Jevargi	KOLKUR	GP	Sorghum (Jowar/Great Millet)	RF	0			Hobli Level	28	1016.83	
716	Kalaburgi	Jevargi	KOODI	GP	Sorghum (Jowar/Great Millet)	RF	342	4	1071.47				
717	Kalaburgi	Jevargi	KUKNUR	GP	Sorghum (Jowar/Great Millet)	RF	520	4	761.25				
718	Kalaburgi	Jevargi	KURALGERA	GP	Sorghum (Jowar/Great Millet)	RF	3			Hobli Level	33	929.66	
719	Kalaburgi	Jevargi	MADARI	GP	Sorghum (Jowar/Great Millet)	RF	908	4	668.85				

Government of Karnataka
Directorate of Economics and Statistics
GP Level Average Yield data for Rabi season 2018-19

S.N	District	Taluk	Insurance Unit (Hobli/ GP)	GP / HOBLI	Crop	IRR_ RF	Area_ Sown_ _Ha	No_CCE_Co nducted	Average Yield(Kg/Ha)	Name_Of _Higher_ Level	No_cce Conducted_ Higher	Higher average Yield(Kg/Ha)	Neighbouring Yield
720	Kalaburgi	Jevargi	MAGANGERA	GP	Sorghum (Jowar/Great Millet)	RF	486	4	783.26				
721	Kalaburgi	Jevargi	MALLI	GP	Sorghum (Jowar/Great Millet)	RF	0			Hobli Level	33	929.66	
722	Kalaburgi	Jevargi	MANDEWAL	GP	Sorghum (Jowar/Great Millet)	RF	547	4	1364.09				
723	Kalaburgi	Jevargi	NARIBOL	GP	Sorghum (Jowar/Great Millet)	RF	509	4	1234.28				
724	Kalaburgi	Jevargi	NEDALAGI	GP	Sorghum (Jowar/Great Millet)	RF	578	4	661.81				
725	Kalaburgi	Jevargi	NELOGI	GP	Sorghum (Jowar/Great Millet)	RF	369	4	696.26				
726	Kalaburgi	Jevargi	RANJANGI	GP	Sorghum (Jowar/Great Millet)	RF	589	4	655.65				
727	Kalaburgi	Jevargi	SATHKHED	GP	Sorghum (Jowar/Great Millet)	RF	0			Hobli Level	23	738.00	
728	Kalaburgi	Jevargi	SONNA	GP	Sorghum (Jowar/Great Millet)	RF	364	4	816.26				
729	Kalaburgi	Jevargi	SUMBAD	GP	Sorghum (Jowar/Great Millet)	RF	786	4	1122.08				
730	Kalaburgi	Jevargi	WADGERA	GP	Sorghum (Jowar/Great Millet)	RF	3			Hobli Level	33	929.66	
731	Kalaburgi	Jevargi	YADRAMI	GP	Sorghum (Jowar/Great Millet)	RF	4	4	990.07				

Government of Karnataka
Directorate of Economics and Statistics
GP Level Average Yield data for Rabi season 2018-19

S.N	District	Taluk	Insurance Unit (Hobli/ GP)	GP / HOBLI	Crop	IRR_RF	Area_Sown_Ha	No_CCE_Co nducted	Average Yield(Kg/Ha)	Name_Of_Higher_Level	No_cce_Conducted_Higher	Higher average Yield(Kg/Ha)	Neighbouring Yield
732	Kalaburgi	Jevargi	YALAGOD	GP	Sorghum (Jowar/Great Millet)	RF	693			Hobli Level	47	599.74	
733	Kalaburgi	Jevargi	YALWAR	GP	Sorghum (Jowar/Great Millet)	RF	329	4	369.63				
734	Kalaburgi	Jevargi	ARALAGUNDAGI	GP	SUNFLOWER	RF	0			District Level	4	470.61	
735	Kalaburgi	Jevargi	BALBATTI	GP	SUNFLOWER	RF	0			District Level	4	470.61	
736	Kalaburgi	Jevargi	BALUNDAGI	GP	SUNFLOWER	RF	0			District Level	4	470.61	
737	Kalaburgi	Jevargi	BIRAL (B)	GP	SUNFLOWER	RF	0			District Level	4	470.61	
738	Kalaburgi	Jevargi	GAONVAR	GP	SUNFLOWER	RF	0			District Level	4	470.61	
739	Kalaburgi	Jevargi	GUDUR-S- A	GP	SUNFLOWER	RF	0			District Level	4	470.61	
740	Kalaburgi	Jevargi	HARANOOR	GP	SUNFLOWER	RF	0			District Level	4	470.61	
741	Kalaburgi	Jevargi	HIPPARGA -S-N	GP	SUNFLOWER	RF	0			District Level	4	470.61	
742	Kalaburgi	Jevargi	IJERI	GP	SUNFLOWER	RF	0			District Level	4	470.61	
743	Kalaburgi	Jevargi	ITGA	GP	SUNFLOWER	RF	0			District Level	4	470.61	

**Government of Karnataka
Directorate of Economics and Statistics**

GP Level Average Yield data for Rabi season 2018-19

S.N	District	Taluk	Insurance Unit (Hobli/ GP)	GP / HOBLI	Crop	IRR_RF	Area_Sown_Ha	No_CCE_Co nducted	Average Yield(Kg/Ha)	Name_Of_Higher_Level	No_cce Conducted_Higher	Higher average Yield(Kg/Ha)	Neighbouring Yield
744	Kalaburgi	Jevargi	Jewargi(ULB)	GP	SUNFLOWER	RF	0			District Level	4	470.61	
745	Kalaburgi	Jevargi	KADKOL	GP	SUNFLOWER	RF	0			District Level	4	470.61	
746	Kalaburgi	Jevargi	KALLUR (K)	GP	SUNFLOWER	RF	0			District Level	4	470.61	
747	Kalaburgi	Jevargi	KELLUR	GP	SUNFLOWER	RF	0			District Level	4	470.61	
748	Kalaburgi	Jevargi	KOLKUR	GP	SUNFLOWER	RF	0			District Level	4	470.61	
749	Kalaburgi	Jevargi	KOODI	GP	SUNFLOWER	RF	0			District Level	4	470.61	
750	Kalaburgi	Jevargi	KURALGERA	GP	SUNFLOWER	RF	0			District Level	4	470.61	
751	Kalaburgi	Jevargi	MAGANGERA	GP	SUNFLOWER	RF	0			District Level	4	470.61	
752	Kalaburgi	Jevargi	NELOGI	GP	SUNFLOWER	RF	0			District Level	4	470.61	
753	Kalaburgi	Jevargi	SONNA	GP	SUNFLOWER	RF	0			District Level	4	470.61	
754	Kalaburgi	Jevargi	WADGERA	GP	SUNFLOWER	RF	0			District Level	4	470.61	
755	Kalaburgi	Jevargi	YADRAMI	GP	SUNFLOWER	RF	0			District Level	4	470.61	

Government of Karnataka
Directorate of Economics and Statistics
GP Level Average Yield data for Rabi season 2018-19

S.N	District	Taluk	Insurance Unit (Hobli/ GP)	GP / HOBLI	Crop	IRR RF	Area Sown Ha	No_CCE_Co nducted	Average Yield(Kg/Ha)	Name_Of_Higher_Level	No_cce Conducted_Higher	Higher average Yield(Kg/Ha)	Neighbouring Yield
756	Kalaburgi	Jevargi	YALAGOD	GP	SUNFLOWER	RF	0			District Level	4	470.61	
757	Kalaburgi	Jevargi	YALWAR	GP	SUNFLOWER	RF	0			District Level	4	470.61	
758	Kalaburgi	Jevargi	ALLOOR	GP	Wheat	IRR	4	4	2593.44				
759	Kalaburgi	Jevargi	ANKALGA	GP	Wheat	IRR	6	4	2406.52				
760	Kalaburgi	Jevargi	BALBATTI	GP	Wheat	IRR	0			Hobli Level	8	1542.04	
761	Kalaburgi	Jevargi	BALUNDAGI	GP	Wheat	IRR	1	4	4481.28				
762	Kalaburgi	Jevargi	BILWAR	GP	Wheat	IRR	0			Taluk Level	24	2457.57	
763	Kalaburgi	Jevargi	IJERI	GP	Wheat	IRR	2	4	490.65				
764	Kalaburgi	Jevargi	JERATAGI	GP	Wheat	IRR	1	4	2126.15				
765	Kalaburgi	Jevargi	KADKOL	GP	Wheat	IRR	1	4	1035.82				
766	Kalaburgi	Jevargi	KALLUR (K)	GP	Wheat	IRR	2	4	1599.37				
767	Kalaburgi	Jevargi	KUKNUR	GP	Wheat	IRR	1	4	1378.49				

**Government of Karnataka
Directorate of Economics and Statistics**

GP Level Average Yield data for Rabi season 2018-19

S.N	District	Taluk	Insurance Unit (Hobli/ GP)	GP / HOBLI	Crop	IRR_ RF	Area_ Sown_ Ha	No_CCE_ Co nducted	Average Yield(Kg/Ha)	Name_Of _Higher_ Level	No_cce Conducted_ Higher	Higher average Yield(Kg/Ha)	Neighbouring Yield
768	Kalaburgi	Jevargi	KURALGERA	GP	Wheat	IRR	1			Hobli Level	18	1517.81	
769	Kalaburgi	Jevargi	MAGANGERA	GP	Wheat	IRR	2	4	1347.35				
770	Kalaburgi	Jevargi	MALLI	GP	Wheat	IRR	0			Hobli Level	18	1517.81	
771	Kalaburgi	Jevargi	MANDEWAL	GP	Wheat	IRR	1	4	2795.93				
772	Kalaburgi	Jevargi	NELOGI	GP	Wheat	IRR	4	4	1336.21				
773	Kalaburgi	Jevargi	WADGERA	GP	Wheat	IRR	0			Hobli Level	18	1517.81	
774	Kalaburgi	Jevargi	YADRAMI	GP	Wheat	IRR	6	4	2157.30				
775	Kalaburgi	Jevargi	ALLOOR	GP	Wheat	RF	0			Taluk Level	4	1980.33	
776	Kalaburgi	Jevargi	ANKALGA	GP	Wheat	RF	0			Hobli Level	4	1980.33	
777	Kalaburgi	Jevargi	ARALAGUNDAGI	GP	Wheat	RF	9	4	1148.59				
778	Kalaburgi	Jevargi	BIRAL (B)	GP	Wheat	RF	1			Taluk Level	4	1980.33	
779	Kalaburgi	Jevargi	IJERI	GP	Wheat	RF	0			Taluk Level	4	1980.33	

Government of Karnataka
Directorate of Economics and Statistics
GP Level Average Yield data for Rabi season 2018-19

S.N	District	Taluk	Insurance Unit (Hobli/ GP)	GP / HOBLI	Crop	IRR_RF	Area_Sown_Ha	No_CCE_Conducted	Average Yield(Kg/Ha)	Name_Of_Higher_Level	No_cce_Conducted_Higher	Higher average Yield(Kg/Ha)	Neighbouring Yield
780	Kalaburgi	Jevargi	ITGA	GP	Wheat	RF	0			Hobli Level	4	1980.33	
781	Kalaburgi	Jevargi	JERATAGI	GP	Wheat	RF	3	4	1980.33				
782	Kalaburgi	Jevargi	KOLKUR	GP	Wheat	RF	0			Taluk Level	4	1980.33	
783	Kalaburgi	Jevargi	KURALGERA	GP	Wheat	RF	1			Hobli Level	14	1550.54	
784	Kalaburgi	Jevargi	MAGANGERA	GP	Wheat	RF	2	4	1227.80				
785	Kalaburgi	Jevargi	MALLI	GP	Wheat	RF	0			Hobli Level	14	1550.54	
786	Kalaburgi	Jevargi	WADGERA	GP	Wheat	RF	0			Hobli Level	14	1550.54	
787	Kalaburgi	Jevargi	YADRAMI	GP	Wheat	RF	2	4	2273.41				
788	Kalaburgi	Jevargi	YALAGOD	GP	Wheat	RF	5			Hobli Level	14	1550.54	
789	Kalaburgi	Kalaburgi	ALGOOD	GP	Bengal Gram	RF	248			Hobli Level	26	1046.30	
790	Kalaburgi	Kalaburgi	AURAD (B)	GP	Bengal Gram	RF	241			Hobli Level	28	1042.79	
791	Kalaburgi	Kalaburgi	BABALAD (IK)	GP	Bengal Gram	RF	134	4	938.66				

Government of Karnataka
Directorate of Economics and Statistics

GP Level Average Yield data for Rabi season 2018-19

S.N	District	Taluk	Insurance Unit (Hobli/ GP)	GP / HOBLI	Crop	IRR_RF	Area_Sown_Ha	No_CCE_Co nducted	Average Yield(Kg/Ha)	Name_Of_Higher_Level	No_cce Conducted_Higher	Higher average Yield(Kg/Ha)	Neighbouring Yield
792	Kalaburgi	Kalaburgi	BASAVAPATTANA	GP	Bengal Gram	RF	870	4	722.88				
793	Kalaburgi	Kalaburgi	BHIMALLI	GP	Bengal Gram	RF	458	4	307.49				
794	Kalaburgi	Kalaburgi	BHUPALTEGANO OR	GP	Bengal Gram	RF	3	4	982.90				
795	Kalaburgi	Kalaburgi	DONGARGOAN	GP	Bengal Gram	RF	184	4	809.19				
796	Kalaburgi	Kalaburgi	FARAHATABAD	GP	Bengal Gram	RF	769	4	791.23				
797	Kalaburgi	Kalaburgi	FHIROZABAD	GP	Bengal Gram	RF	560			Hobli Level	26	799.45	
798	Kalaburgi	Kalaburgi	HARSOOR	GP	Bengal Gram	RF	145	4	1095.10				
799	Kalaburgi	Kalaburgi	HEROOR (B)	GP	Bengal Gram	RF	658			Hobli Level	26	799.45	
800	Kalaburgi	Kalaburgi	HOLAKUNDA	GP	Bengal Gram	RF	164			Hobli Level	22	834.50	
801	Kalaburgi	Kalaburgi	HONNA KIRANAGI	GP	Bengal Gram	RF	137	4	935.96				
802	Kalaburgi	Kalaburgi	JEEVANGI	GP	Bengal Gram	RF	195	4	795.70				
803	Kalaburgi	Kalaburgi	KADANI	GP	Bengal Gram	RF	630			Hobli Level	46	682.89	

Government of Karnataka
Directorate of Economics and Statistics
GP Level Average Yield data for Rabi season 2018-19

S.N	District	Taluk	Insurance Unit (Hobli/ GP)	GP / HOBLI	Crop	IRR_RF	Area_Sown_Ha	No_CCE_Co nducted	Average Yield(Kg/Ha)	Name_Of_Higher_Level	No_cce Conducted_Higher	Higher average Yield(Kg/Ha)	Neighbouring Yield
804	Kalaburgi	Kalaburgi	Kalburgi (ULB)	GP	Bengal Gram	RF	0			Hobli Level	2	1035.77	
805	Kalaburgi	Kalaburgi	KALLAHANGARG A	GP	Bengal Gram	RF	264	4	1176.02				
806	Kalaburgi	Kalaburgi	KALMOOD	GP	Bengal Gram	RF	98	4	447.75				
807	Kalaburgi	Kalaburgi	KAMALAPUR	GP	Bengal Gram	RF	146	4	972.83				
808	Kalaburgi	Kalaburgi	KAVALGA (B)	GP	Bengal Gram	RF	676			Hobli Level	26	799.45	
809	Kalaburgi	Kalaburgi	KHANADAL	GP	Bengal Gram	RF	632	4	884.71				
810	Kalaburgi	Kalaburgi	KINNISADAK	GP	Bengal Gram	RF	134	4	1359.44				
811	Kalaburgi	Kalaburgi	KUMASI	GP	Bengal Gram	RF	253			Hobli Level	26	1046.30	
812	Kalaburgi	Kalaburgi	KURIKOTA	GP	Bengal Gram	RF	198	4	892.81				
813	Kalaburgi	Kalaburgi	KUSANOOR	GP	Bengal Gram	RF	725			Hobli Level	28	1039.28	
814	Kalaburgi	Kalaburgi	MAHAGOAN	GP	Bengal Gram	RF	148	4	739.06				
815	Kalaburgi	Kalaburgi	MARAGUTTI	GP	Bengal Gram	RF	148	4	490.91				

**Government of Karnataka
Directorate of Economics and Statistics**

GP Level Average Yield data for Rabi season 2018-19

S.N	District	Taluk	Insurance Unit (Hobli/ GP)	GP / HOBLI	Crop	IRR_Rf	Area_Sown_Ha	No_CCE_Co nducted	Average Yield(Kg/Ha)	Name_Of_Higher_Level	No_cce Conducted_Higher	Higher average Yield(Kg/Ha)	Neighbouring Yield
816	Kalaburgi	Kalaburgi	MELAKUNDA (B)	GP	Bengal Gram	RF	580	4	517.88				
817	Kalaburgi	Kalaburgi	MINAJAGI	GP	Bengal Gram	RF	0			Hobli Level	26	799.45	
818	Kalaburgi	Kalaburgi	NAGUR	GP	Bengal Gram	RF	186	4	739.06				
819	Kalaburgi	Kalaburgi	NANDIKUR	GP	Bengal Gram	RF	0			Hobli Level	2	1035.77	
820	Kalaburgi	Kalaburgi	NANDUR (K)	GP	Bengal Gram	RF	616			Hobli Level	2	1035.77	
821	Kalaburgi	Kalaburgi	OKALI	GP	Bengal Gram	RF	128	4	814.59				
822	Kalaburgi	Kalaburgi	PATTAN	GP	Bengal Gram	RF	594	4	555.10				
823	Kalaburgi	Kalaburgi	SANNUR	GP	Bengal Gram	RF	284	4	876.62				
824	Kalaburgi	Kalaburgi	SARADAGI (B)	GP	Bengal Gram	RF	798	4	636.57				
825	Kalaburgi	Kalaburgi	SAVALGI (B)	GP	Bengal Gram	RF	0			Hobli Level	20	566.32	
826	Kalaburgi	Kalaburgi	SHARAN SIRASAGI	GP	Bengal Gram	RF	558	4	614.99				
827	Kalaburgi	Kalaburgi	SONTH	GP	Bengal Gram	RF	130	4	485.52				

Government of Karnataka
Directorate of Economics and Statistics
GP Level Average Yield data for Rabi season 2018-19

S.N	District	Taluk	Insurance Unit (Hobli/ GP)	GP / HOBLI	Crop	IRR RF	Area Sown Ha	No_CCE_Conducted	Average Yield(Kg/Ha)	Name_Of_Higher_Level	No_cce_Conducted_Higher	Higher average Yield(Kg/Ha)	Neighbouring Yield
828	Kalaburgi	Kalaburgi	SRINIVAS SARADGI	GP	Bengal Gram	RF	185	4	954.85				
829	Kalaburgi	Kalaburgi	TAJSULTANPUR	GP	Bengal Gram	RF	465			Hobli Level	22	722.80	
830	Kalaburgi	Kalaburgi	ALGOOD	GP	Sorghum (Jowar/Great Millet)	RF	716	4	1686.85				
831	Kalaburgi	Kalaburgi	AURAD (B)	GP	Sorghum (Jowar/Great Millet)	RF	890	4	1870.13				
832	Kalaburgi	Kalaburgi	BABALAD (IK)	GP	Sorghum (Jowar/Great Millet)	RF	286	4	1540.11				
833	Kalaburgi	Kalaburgi	BASAVAPATTANA	GP	Sorghum (Jowar/Great Millet)	RF	125	4	849.26				
834	Kalaburgi	Kalaburgi	BHIMALLI	GP	Sorghum (Jowar/Great Millet)	RF	40	4	1733.72				
835	Kalaburgi	Kalaburgi	BHUPALTEGANOR	GP	Sorghum (Jowar/Great Millet)	RF	507	4	1254.09				
836	Kalaburgi	Kalaburgi	DONGARGOAN	GP	Sorghum (Jowar/Great Millet)	RF	113	4	1262.89				
837	Kalaburgi	Kalaburgi	FARAHATABAD	GP	Sorghum (Jowar/Great Millet)	RF	385	4	1047.27				
838	Kalaburgi	Kalaburgi	FHIROZABAD	GP	Sorghum (Jowar/Great Millet)	RF	648	4	897.66				
839	Kalaburgi	Kalaburgi	HAGARAGA	GP	Sorghum (Jowar/Great Millet)	RF	402	4	1012.07				

Government of Karnataka
Directorate of Economics and Statistics

GP Level Average Yield data for Rabi season 2018-19

S.N	District	Taluk	Insurance Unit (Hobli/ GP)	GP / HOBLI	Crop	IRR_RF	Area_Sown_Ha	No_CCE_Co nducted	Average Yield(Kg/Ha)	Name_Of_Higher_Level	No_cce Conducted_Higher	Higher average Yield(Kg/Ha)	Neighbouring Yield
840	Kalaburgi	Kalaburgi	HARSOOR	GP	Sorghum (Jowar/Great Millet)	RF	420	4	1126.48				
841	Kalaburgi	Kalaburgi	HEROOR (B)	GP	Sorghum (Jowar/Great Millet)	RF	864	4	968.06				
842	Kalaburgi	Kalaburgi	HOLAKUNDA	GP	Sorghum (Jowar/Great Millet)	RF	365	4	1056.07				
843	Kalaburgi	Kalaburgi	HONNA KIRANAGI	GP	Sorghum (Jowar/Great Millet)	RF	652	4	932.87				
844	Kalaburgi	Kalaburgi	JEEVANGI	GP	Sorghum (Jowar/Great Millet)	RF	332	4	1196.89				
845	Kalaburgi	Kalaburgi	KADANI	GP	Sorghum (Jowar/Great Millet)	RF	840	4	761.25				
846	Kalaburgi	Kalaburgi	Kalburgi (ULB)	GP	Sorghum (Jowar/Great Millet)	RF	0			Hobli Level	16	1007.25	
847	Kalaburgi	Kalaburgi	KALLAHANGARG A	GP	Sorghum (Jowar/Great Millet)	RF	380	4	948.27				
848	Kalaburgi	Kalaburgi	KALMOOD	GP	Sorghum (Jowar/Great Millet)	RF	4	4	1038.47				
849	Kalaburgi	Kalaburgi	KAMALAPUR	GP	Sorghum (Jowar/Great Millet)	RF	145	4	954.87				
850	Kalaburgi	Kalaburgi	KAVALGA (B)	GP	Sorghum (Jowar/Great Millet)	RF	540	4	1401.50				
851	Kalaburgi	Kalaburgi	KHANADAL	GP	Sorghum (Jowar/Great Millet)	RF	724	4	783.25				

Government of Karnataka
Directorate of Economics and Statistics
GP Level Average Yield data for Rabi season 2018-19

S.N	District	Taluk	Insurance Unit (Hobli/ GP)	GP / HOBLI	Crop	IRR_RF	Area_Sown_Ha	No_CCE_Co nducted	Average Yield(Kg/Ha)	Name_Of_Higher_Level	No_cce Conducted_Higher	Higher average Yield(Kg/Ha)	Neighbouring Yield
852	Kalaburgi	Kalaburgi	KINNISADAK	GP	Sorghum (Jowar/Great Millet)	RF	95	4	1447.70				
853	Kalaburgi	Kalaburgi	KUMASI	GP	Sorghum (Jowar/Great Millet)	RF	522	4	1427.90				
854	Kalaburgi	Kalaburgi	KURIKOTA	GP	Sorghum (Jowar/Great Millet)	RF	425	4	849.26				
855	Kalaburgi	Kalaburgi	KUSANOOR	GP	Sorghum (Jowar/Great Millet)	RF	26	4	884.46				
856	Kalaburgi	Kalaburgi	MAHAGOAN	GP	Sorghum (Jowar/Great Millet)	RF	215	4	1291.71				
857	Kalaburgi	Kalaburgi	MARAGUTTI	GP	Sorghum (Jowar/Great Millet)	RF	125	4	1482.90				
858	Kalaburgi	Kalaburgi	MELAKUNDA (B)	GP	Sorghum (Jowar/Great Millet)	RF	440	4	994.47				
859	Kalaburgi	Kalaburgi	MINAJAGI	GP	Sorghum (Jowar/Great Millet)	RF	320	4	488.43				
860	Kalaburgi	Kalaburgi	NAGUR	GP	Sorghum (Jowar/Great Millet)	RF	306	4	1370.69				
861	Kalaburgi	Kalaburgi	NANDIKUR	GP	Sorghum (Jowar/Great Millet)	RF	325			Hobli Level	16	1007.25	
862	Kalaburgi	Kalaburgi	NANDUR (K)	GP	Sorghum (Jowar/Great Millet)	RF	365	4	794.78				
863	Kalaburgi	Kalaburgi	OKALI	GP	Sorghum (Jowar/Great Millet)	RF	120	4	928.46				

Government of Karnataka
Directorate of Economics and Statistics
GP Level Average Yield data for Rabi season 2018-19

S.N	District	Taluk	Insurance Unit (Hobli/ GP)	GP / HOBLI	Crop	IRR_RF	Area_Sown_Ha	No_CCE_Co nducted	Average Yield(Kg/Ha)	Name_Of_Higher_Level	No_cce Conducted_Higher	Higher average Yield(Kg/Ha)	Neighbouring Yield
864	Kalaburgi	Kalaburgi	PATTAN	GP	Sorghum (Jowar/Great Millet)	RF	325	4	778.86				
865	Kalaburgi	Kalaburgi	SANNUR	GP	Sorghum (Jowar/Great Millet)	RF	680	4	853.66				
866	Kalaburgi	Kalaburgi	SARADAGI (B)	GP	Sorghum (Jowar/Great Millet)	RF	312	4	1425.74				
867	Kalaburgi	Kalaburgi	SAVALGI (B)	GP	Sorghum (Jowar/Great Millet)	RF	525	4	1095.68				
868	Kalaburgi	Kalaburgi	SHARAN SIRASAGI	GP	Sorghum (Jowar/Great Millet)	RF	250			Hobli Level	21	962.20	
869	Kalaburgi	Kalaburgi	SONTH	GP	Sorghum (Jowar/Great Millet)	RF	128	4	963.67				
870	Kalaburgi	Kalaburgi	SRINIVAS SARADGI	GP	Sorghum (Jowar/Great Millet)	RF	565	4	727.37				
871	Kalaburgi	Kalaburgi	TAJSULTANPUR	GP	Sorghum (Jowar/Great Millet)	RF	430	4	888.86				
872	Kalaburgi	Kalaburgi	BABALAD (IK)	GP	SUNFLOWER	RF	0			District Level	4	470.61	
873	Kalaburgi	Kalaburgi	BHIMALLI	GP	SUNFLOWER	RF	2			District Level	4	470.61	
874	Kalaburgi	Kalaburgi	BHUPALTEGANO OR	GP	SUNFLOWER	RF	0			District Level	4	470.61	
875	Kalaburgi	Kalaburgi	DONGARGOAN	GP	SUNFLOWER	RF	0			Hobli Level	2	473.22	

Government of Karnataka
Directorate of Economics and Statistics
GP Level Average Yield data for Rabi season 2018-19

S.N	District	Taluk	Insurance Unit (Hobli/ GP)	GP / HOBLI	Crop	IRR RF	Area Sown Ha	No_CCE_Co nducted	Average Yield(Kg/Ha)	Name_Of_Higher_Level	No_cce Conducted_Higher	Higher average Yield(Kg/Ha)	Neighbouring Yield
876	Kalaburgi	Kalaburgi	FARAHATABAD	GP	SUNFLOWER	RF	0			District Level	4	470.61	
877	Kalaburgi	Kalaburgi	HARSOOR	GP	SUNFLOWER	RF	0			District Level	4	470.61	
878	Kalaburgi	Kalaburgi	HEROOR (B)	GP	SUNFLOWER	RF	0			District Level	4	470.61	
879	Kalaburgi	Kalaburgi	HOLAKUNDA	GP	SUNFLOWER	RF	0			District Level	4	470.61	
880	Kalaburgi	Kalaburgi	HONNA KIRANAGI	GP	SUNFLOWER	RF	0			District Level	4	470.61	
881	Kalaburgi	Kalaburgi	JEEVANGI	GP	SUNFLOWER	RF	0			Hobli Level	2	473.22	
882	Kalaburgi	Kalaburgi	KADANI	GP	SUNFLOWER	RF	0			District Level	4	470.61	
883	Kalaburgi	Kalaburgi	Kalburgi (ULB)	GP	SUNFLOWER	RF	0			District Level	4	470.61	
884	Kalaburgi	Kalaburgi	KALLAHANGARG A	GP	SUNFLOWER	RF	0			District Level	4	470.61	
885	Kalaburgi	Kalaburgi	KALMOOD	GP	SUNFLOWER	RF	0			Hobli Level	2	473.22	
886	Kalaburgi	Kalaburgi	KAMALAPUR	GP	SUNFLOWER	RF	0			Hobli Level	2	473.22	
887	Kalaburgi	Kalaburgi	KHANADAL	GP	SUNFLOWER	RF	0			District Level	4	470.61	

Government of Karnataka
Directorate of Economics and Statistics

GP Level Average Yield data for Rabi season 2018-19

S.N	District	Taluk	Insurance Unit (Hobli/ GP)	GP / HOBLI	Crop	IRR_RF	Area_Sown_Ha	No_CCE_Co nducted	Average Yield(Kg/Ha)	Name_Of_Higher_Level	No_cce Conducted_Higher	Higher average Yield(Kg/Ha)	Neighbouring Yield
888	Kalaburgi	Kalaburgi	KINNISADAK	GP	SUNFLOWER	RF	2			Hobli Level	2	473.22	
889	Kalaburgi	Kalaburgi	KUMASI	GP	SUNFLOWER	RF	0			District Level	4	470.61	
890	Kalaburgi	Kalaburgi	KUSANOOR	GP	SUNFLOWER	RF	0			District Level	4	470.61	
891	Kalaburgi	Kalaburgi	MAHAGOAN	GP	SUNFLOWER	RF	0			District Level	4	470.61	
892	Kalaburgi	Kalaburgi	MARAGUTTI	GP	SUNFLOWER	RF	0			Hobli Level	2	473.22	
893	Kalaburgi	Kalaburgi	MELAKUNDA (B)	GP	SUNFLOWER	RF	0			District Level	4	470.61	
894	Kalaburgi	Kalaburgi	NAGUR	GP	SUNFLOWER	RF	0			District Level	4	470.61	
895	Kalaburgi	Kalaburgi	NANDIKUR	GP	SUNFLOWER	RF	0			District Level	4	470.61	
896	Kalaburgi	Kalaburgi	NANDUR (K)	GP	SUNFLOWER	RF	0			District Level	4	470.61	
897	Kalaburgi	Kalaburgi	PATTAN	GP	SUNFLOWER	RF	2			District Level	4	470.61	
898	Kalaburgi	Kalaburgi	SANNUR	GP	SUNFLOWER	RF	0			District Level	4	470.61	
899	Kalaburgi	Kalaburgi	SAVALGI (B)	GP	SUNFLOWER	RF	0			District Level	4	470.61	

Government of Karnataka
Directorate of Economics and Statistics
GP Level Average Yield data for Rabi season 2018-19

S.N	District	Taluk	Insurance Unit (Hobli/ GP)	GP / HOBLI	Crop	IRR_RF	Area Sown_Ha	No_CCE_Co nducted	Average Yield(Kg/Ha)	Name_Of_Higher_Level	No_cce Conducted_Higher	Higher average Yield(Kg/Ha)	Neighbouring Yield
900	Kalaburgi	Kalaburgi	SHARAN SIRASAGI	GP	SUNFLOWER	RF	1			District Level	4	470.61	
901	Kalaburgi	Kalaburgi	SONTH	GP	SUNFLOWER	RF	0			Hobli Level	2	473.22	
902	Kalaburgi	Kalaburgi	TAJSULTANPUR	GP	SUNFLOWER	RF	0			District Level	4	470.61	
903	Kalaburgi	Kalaburgi	BHUPALTEGANOR	GP	Wheat	IRR	12	4	1985.97				
904	Kalaburgi	Kalaburgi	NANDIKUR	GP	Wheat	IRR	2			Taluk Level	4	1985.97	
905	Kalaburgi	Sedam	ADAKI	GP	Bengal Gram	RF	1190			Hobli Level	19	905.59	
906	Kalaburgi	Sedam	BATAGERA -K	GP	Bengal Gram	RF	891	4	927.87				
907	Kalaburgi	Sedam	BENAKANAHALLI	GP	Bengal Gram	RF	741	4	1465.34				
908	Kalaburgi	Sedam	CHANDAPUR	GP	Bengal Gram	RF	745			Hobli Level	20	893.35	
909	Kalaburgi	Sedam	DUGNOOR	GP	Bengal Gram	RF	933	4	836.16				
910	Kalaburgi	Sedam	HANDARKI	GP	Bengal Gram	RF	832			Hobli Level	20	829.29	
911	Kalaburgi	Sedam	ITKAL	GP	Bengal Gram	RF	876	4	965.63				

**Government of Karnataka
Directorate of Economics and Statistics**

GP Level Average Yield data for Rabi season 2018-19

S.N	District	Taluk	Insurance Unit (Hobli/ GP)	GP / HOBLI	Crop	IRR_RF	Area_Sown_Ha	No_CCE_Co nducted	Average Yield(Kg/Ha)	Name_Of_Higher_Level	No_cce Conducted_Higher	Higher average Yield(Kg/Ha)	Neighbouring Yield
912	Kalaburgi	Sedam	JAKANPALLI	GP	Bengal Gram	RF	1183			Hobli Level	20	829.29	
913	Kalaburgi	Sedam	KANAGADDA	GP	Bengal Gram	RF	799	4	825.37				
914	Kalaburgi	Sedam	KOLKUNDA	GP	Bengal Gram	RF	388			Hobli Level	20	829.29	
915	Kalaburgi	Sedam	KUDLA	GP	Bengal Gram	RF	1066	4	534.07				
916	Kalaburgi	Sedam	KUKKUNDA	GP	Bengal Gram	RF	583	4	976.42				
917	Kalaburgi	Sedam	KURKUNTA	GP	Bengal Gram	RF	1044	4	776.82				
918	Kalaburgi	Sedam	LINGAMPALLI	GP	Bengal Gram	RF	845	4	890.54				
919	Kalaburgi	Sedam	MADANA	GP	Bengal Gram	RF	699	4	927.87				
920	Kalaburgi	Sedam	MALKHED	GP	Bengal Gram	RF	2358	4	825.37				
921	Kalaburgi	Sedam	MEDAK	GP	Bengal Gram	RF	785			Hobli Level	20	893.35	
922	Kalaburgi	Sedam	MOTAKPALLI	GP	Bengal Gram	RF	301	4	803.80				
923	Kalaburgi	Sedam	MUDKAL	GP	Bengal Gram	RF	963	4	836.16				

Government of Karnataka
Directorate of Economics and Statistics
GP Level Average Yield data for Rabi season 2018-19

S.N	District	Taluk	Insurance Unit (Hobli/ GP)	GP / HOBLI	Crop	IRR_RF	Area_Sown_Ha	No_CCE_Co nducted	Average Yield(Kg/Ha)	Name_Of_Higher_Level	No_cce Conducted_Higher	Higher average Yield(Kg/Ha)	Neighbouring Yield
924	Kalaburgi	Sedam	MUDOL	GP	Bengal Gram	RF	848	4	1008.79				
925	Kalaburgi	Sedam	NEELHALLI	GP	Bengal Gram	RF	994	4	836.16				
926	Kalaburgi	Sedam	RANJOL	GP	Bengal Gram	RF	799			Hobli Level	19	905.59	
927	Kalaburgi	Sedam	RIBBANPALLI	GP	Bengal Gram	RF	811			Hobli Level	39	898.24	
928	Kalaburgi	Sedam	Sedam (ULB)	GP	Bengal Gram	RF	1239			Hobli Level	29	892.90	
929	Kalaburgi	Sedam	SINDANMADU	GP	Bengal Gram	RF	591	4	674.33				
930	Kalaburgi	Sedam	TELKUR	GP	Bengal Gram	RF	899	4	995.31				
931	Kalaburgi	Sedam	UOODAGI	GP	Bengal Gram	RF	978	4	722.88				
932	Kalaburgi	Sedam	YADAGA	GP	Bengal Gram	RF	1159	4	1019.58				
933	Kalaburgi	Sedam	ADAKI	GP	Sorghum (Jowar/Great Millet)	RF	503	4	1342.09				
934	Kalaburgi	Sedam	BATAGERA -K	GP	Sorghum (Jowar/Great Millet)	RF	649	4	554.44				
935	Kalaburgi	Sedam	BENAKANAHALLI	GP	Sorghum (Jowar/Great Millet)	RF	879	4	968.07				

Government of Karnataka
Directorate of Economics and Statistics
GP Level Average Yield data for Rabi season 2018-19

S.N	District	Taluk	Insurance Unit (Hobli/ GP)	GP / HOBLI	Crop	IRR_RF	Area_Sown_Ha	No_CCE_Co nducted	Average Yield(Kg/Ha)	Name_Of_Higher_Level	No_cce Conducted_Higher	Higher average Yield(Kg/Ha)	Neighbouring Yield
936	Kalaburgi	Sedam	CHANDAPUR	GP	Sorghum (Jowar/Great Millet)	RF	789	4	1051.67				
937	Kalaburgi	Sedam	DUGNOOR	GP	Sorghum (Jowar/Great Millet)	RF	456	4	831.66				
938	Kalaburgi	Sedam	HANDARKI	GP	Sorghum (Jowar/Great Millet)	RF	539	4	946.07				
939	Kalaburgi	Sedam	ITKAL	GP	Sorghum (Jowar/Great Millet)	RF	778	4	946.07				
940	Kalaburgi	Sedam	JAKANPALLI	GP	Sorghum (Jowar/Great Millet)	RF	533	4	1430.10				
941	Kalaburgi	Sedam	KANAGADDA	GP	Sorghum (Jowar/Great Millet)	RF	867	4	1232.08				
942	Kalaburgi	Sedam	KOLKUNDA	GP	Sorghum (Jowar/Great Millet)	RF	481	4	607.24				
943	Kalaburgi	Sedam	KUDLA	GP	Sorghum (Jowar/Great Millet)	RF	569	4	730.45				
944	Kalaburgi	Sedam	KUKKUNDA	GP	Sorghum (Jowar/Great Millet)	RF	799	4	739.25				
945	Kalaburgi	Sedam	KURKUNTA	GP	Sorghum (Jowar/Great Millet)	RF	1001	4	1122.08				
946	Kalaburgi	Sedam	LINGAMPALLI	GP	Sorghum (Jowar/Great Millet)	RF	439	4	637.31				
947	Kalaburgi	Sedam	MADANA	GP	Sorghum (Jowar/Great Millet)	RF	501	4	809.65				

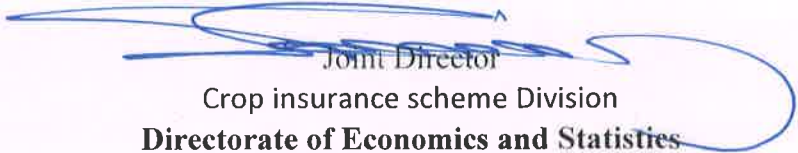
S/r

Government of Karnataka
Directorate of Economics and Statistics
GP Level Average Yield data for Rabi season 2018-19

S.N	District	Taluk	Insurance Unit (Hobli/ GP)	GP / HOBLI	Crop	IRR_RF	Area_Sown_Ha	No_CCE_Co nducted	Average Yield(Kg/Ha)	Name_Of_Higher_Level	No_cce Conducted_Higher	Higher average Yield(Kg/Ha)	Neighbouring Yield
948	Kalaburgi	Sedam	MALKHED	GP	Sorghum (Jowar/Great Millet)	RF	987	4	595.51				
949	Kalaburgi	Sedam	MEDAK	GP	Sorghum (Jowar/Great Millet)	RF	713	4	435.63				
950	Kalaburgi	Sedam	MOTAKPALLI	GP	Sorghum (Jowar/Great Millet)	RF	629	4	457.63				
951	Kalaburgi	Sedam	MUDKAL	GP	Sorghum (Jowar/Great Millet)	RF	473	4	1236.49				
952	Kalaburgi	Sedam	MUDOL	GP	Sorghum (Jowar/Great Millet)	RF	592	4	575.56				
953	Kalaburgi	Sedam	NEELHALLI	GP	Sorghum (Jowar/Great Millet)	RF	991	4	1192.48				
954	Kalaburgi	Sedam	RANJOL	GP	Sorghum (Jowar/Great Millet)	RF	546	4	1293.69				
955	Kalaburgi	Sedam	RIBBANPALLI	GP	Sorghum (Jowar/Great Millet)	RF	545	4	514.84				
956	Kalaburgi	Sedam	Sedam (ULB)	GP	Sorghum (Jowar/Great Millet)	RF	983	4	762.35				
957	Kalaburgi	Sedam	SINDANMADU	GP	Sorghum (Jowar/Great Millet)	RF	771	4	990.07				
958	Kalaburgi	Sedam	TELKUR	GP	Sorghum (Jowar/Great Millet)	RF	879	4	1355.29				

Government of Karnataka
Directorate of Economics and Statistics
GP Level Average Yield data for Rabi season 2018-19

S.N	District	Taluk	Insurance Unit (Hobli/ GP)	GP / HOBLI	Crop	IRR_ RF	Area_ Sown_ _Ha	No_CCE_Co nducted	Average Yield(Kg/Ha)	Name_Of _Higher_ _Level	No_cce Conducted_ Higher	Higher average Yield(Kg/Ha)	Neighbouring Yield
959	Kalaburgi	Sedam	UOODAGI	GP	Sorghum (Jowar/Great Millet)	RF	619	4	941.66				
960	Kalaburgi	Sedam	YADAGA	GP	Sorghum (Jowar/Great Millet)	RF	956	4	1236.49				


Joint Director
Crop insurance scheme Division
Directorate of Economics and Statistics



Government of Karnataka
Directorate of Economics and Statistics
GP Level Average Yield data for Rabi season 2018-19

S.N	District	Taluk	Insurance Unit (Hobli/ GP)	GP / HOBLI	Crop	IRR_RF	Area_Sown_Ha	No_CCE_Co nducted	Average Yield(Kg/Ha)	Name_Of_Higher_Level	No_cce Conducted_Higher	Higher average Yield(Kg/Ha)	Neighbouring Yield
1	Kolar	Bangarpet	ALAMBADI JOTHENAHALLI	GP	Horse Gram (kulthi/kultha)	RF	361	4	233.35				
2	Kolar	Bangarpet	BALAMANDE	GP	Horse Gram (kulthi/kultha)	RF	352			Hobli Level	14	148.39	
3	Kolar	Bangarpet	Bangarpet(ULB)	GP	Horse Gram (kulthi/kultha)	RF	4			Hobli Level	32	509.67	
4	Kolar	Bangarpet	BETHAMANGALA	GP	Horse Gram (kulthi/kultha)	RF	76	4	504.55				
5	Kolar	Bangarpet	BOODIKOTE	GP	Horse Gram (kulthi/kultha)	RF	412	4	119.83				
6	Kolar	Bangarpet	CHIKKA ANKANDAHALLI	GP	Horse Gram (kulthi/kultha)	RF	24			Hobli Level	32	509.67	
7	Kolar	Bangarpet	CHINNAKOTE	GP	Horse Gram (kulthi/kultha)	RF	12	4	378.41				
8	Kolar	Bangarpet	DHONIMADAGU	GP	Horse Gram (kulthi/kultha)	RF	181			Hobli Level	14	233.80	
9	Kolar	Bangarpet	DODDAVALAGAM ADI	GP	Horse Gram (kulthi/kultha)	RF	39			Hobli Level	32	509.67	
10	Kolar	Bangarpet	DODDURUKARAP ANAHALLI	GP	Horse Gram (kulthi/kultha)	RF	18	4	190.15				
11	Kolar	Bangarpet	GHATTAKAMADE NAHALLI	GP	Horse Gram (kulthi/kultha)	RF	90	4	515.58				

Government of Karnataka
Directorate of Economics and Statistics
GP Level Average Yield data for Rabi season 2018-19

S.N	District	Taluk	Insurance Unit (Hobli/ GP)	GP / HOBLI	Crop	IRR_RF	Area_Sown_Ha	No_CCE_Co nducted	Average Yield(Kg/Ha)	Name_Of_Higher_Level	No_cce Conducted_Higher	Higher average Yield(Kg/Ha)	Neighbouring Yield
12	Kolar	Bangarpet	GHATTAMADAMA NGALA	GP	Horse Gram (kulthi/kultha)	RF	110	4	263.78				
13	Kolar	Bangarpet	GULLAHALLI	GP	Horse Gram (kulthi/kultha)	RF	315	4	236.51				
14	Kolar	Bangarpet	HULIBELE	GP	Horse Gram (kulthi/kultha)	RF	36	4	1376.46				
15	Kolar	Bangarpet	HULKURU	GP	Horse Gram (kulthi/kultha)	RF	75					389.48	Y
16	Kolar	Bangarpet	HUNKUNDA	GP	Horse Gram (kulthi/kultha)	RF	39			Hobli Level	8	466.14	
17	Kolar	Bangarpet	IYNORAHOSAHALLI	GP	Horse Gram (kulthi/kultha)	RF	33			Hobli Level	32	509.67	
18	Kolar	Bangarpet	JAKKARASANAKUPPA	GP	Horse Gram (kulthi/kultha)	RF	75	4	356.18				
19	Kolar	Bangarpet	KAMASAMUDRA	GP	Horse Gram (kulthi/kultha)	RF	209	4	384.72				
20	Kolar	Bangarpet	KAMMASANDRA	GP	Horse Gram (kulthi/kultha)	RF	84	4	427.73				
21	Kolar	Bangarpet	KANGANDLAHALLI	GP	Horse Gram (kulthi/kultha)	RF	85			Hobli Level	42	397.04	
22	Kolar	Bangarpet	KARAHALLI	GP	Horse Gram (kulthi/kultha)	RF	12	4	553.42				

**Government of Karnataka
Directorate of Economics and Statistics**

GP Level Average Yield data for Rabi season 2018-19

S.N	District	Taluk	Insurance Unit (Hobli/ GP)	GP / HOBLI	Crop	IRR_Rf	Area_Sown_Ha	No_CCE_Co nducted	Average Yield(Kg/Ha)	Name_Of_Higher_Level	No_cce Conducted_Higher	Higher average Yield(Kg/Ha)	Neighbouring Yield
23	Kolar	Bangarpet	KESARANAHALLI	GP	Horse Gram (kulthi/kultha)	RF	8	4	247.54				
24	Kolar	Bangarpet	KETHAGANAHALLI	GP	Horse Gram (kulthi/kultha)	RF	165	4	282.23				
25	Kolar	Bangarpet	KYASAMBALLI	GP	Horse Gram (kulthi/kultha)	RF	35	4	592.84				
26	Kolar	Bangarpet	MAGONDI	GP	Horse Gram (kulthi/kultha)	RF	29			Hobli Level	32	509.67	
27	Kolar	Bangarpet	MARIKUPPA	GP	Horse Gram (kulthi/kultha)	RF	30	4	565.41				
28	Kolar	Bangarpet	MAVAHALLI	GP	Horse Gram (kulthi/kultha)	RF	27			Hobli Level	32	509.67	
29	Kolar	Bangarpet	N.G.HULKUR	GP	Horse Gram (kulthi/kultha)	RF	84	4	198.67				
30	Kolar	Bangarpet	PARANDAHALLI	GP	Horse Gram (kulthi/kultha)	RF	78			Hobli Level	8	466.14	
31	Kolar	Bangarpet	RAMASAGARA	GP	Horse Gram (kulthi/kultha)	RF	60			Hobli Level	42	414.05	
32	Kolar	Bangarpet	Robertsonpet(ULB)	GP	Horse Gram (kulthi/kultha)	RF	7			Hobli Level	15	275.43	
33	Kolar	Bangarpet	SOOLIKUNTE	GP	Horse Gram (kulthi/kultha)	RF	47	4	279.08				

Government of Karnataka
Directorate of Economics and Statistics
GP Level Average Yield data for Rabi season 2018-19

S.N	District	Taluk	Insurance Unit (Hobli/ GP)	GP / HOBLI	Crop	IRR_RF	Area_Sown_Ha	No_CCE_Co nducted	Average Yield(Kg/Ha)	Name_Of_Higher_Level	No_cce Conducted_Higher	Higher average Yield(Kg/Ha)	Neighbouring Yield
34	Kolar	Bangarpet	SRINIVASASANDRA	GP	Horse Gram (kulthi/kultha)	RF	65	4	337.26				
35	Kolar	Bangarpet	SUNDARAPALYA	GP	Horse Gram (kulthi/kultha)	RF	51	4	305.88				
36	Kolar	Bangarpet	T.GOLLAHALLI	GP	Horse Gram (kulthi/kultha)	RF	63					295.83	Y
37	Kolar	Bangarpet	THOPPANAHALLI	GP	Horse Gram (kulthi/kultha)	RF	194	4	0.00				
38	Kolar	Bangarpet	VENGASANDRA	GP	Horse Gram (kulthi/kultha)	RF	75	4	383.14				
39	Kolar	Bangarpet	YALESANDRA	GP	Horse Gram (kulthi/kultha)	RF	297	4	202.45				
40	Kolar	Kolar	AMMANALLUR	GP	Horse Gram (kulthi/kultha)	RF	21	4	395.75				
41	Kolar	Kolar	ARABHIKOTHANUR	GP	Horse Gram (kulthi/kultha)	RF	12	4	422.56				
42	Kolar	Kolar	ARAHALLI	GP	Horse Gram (kulthi/kultha)	RF	16	4	393.01				
43	Kolar	Kolar	BEGLIHOSAHALLI	GP	Horse Gram (kulthi/kultha)	RF	37	4	427.29				
44	Kolar	Kolar	BELAMARANAHALLI	GP	Horse Gram (kulthi/kultha)	RF	25			Hobli Level	28	357.17	

Government of Karnataka
Directorate of Economics and Statistics

GP Level Average Yield data for Rabi season 2018-19

S.N	District	Taluk	Insurance Unit (Hobli/ GP)	GP / HOBLI	Crop	IRR_RF	Area_Sown_Ha	No_CCE_Co nducted	Average Yield(Kg/Ha)	Name_Of_Higher_Level	No_cce Conducted_Higher	Higher average Yield(Kg/Ha)	Neighbouring Yield
45	Kolar	Kolar	BELLUR	GP	Horse Gram (kulthi/kultha)	RF	4			Hobli Level	9	354.58	
46	Kolar	Kolar	CHOWDADENAH ALLI	GP	Horse Gram (kulthi/kultha)	RF	8			Hobli Level	28	355.68	
47	Kolar	Kolar	DODDAHASALA	GP	Horse Gram (kulthi/kultha)	RF	22			Hobli Level	18	468.55	
48	Kolar	Kolar	HARATI	GP	Horse Gram (kulthi/kultha)	RF	49			Hobli Level	8	291.69	
49	Kolar	Kolar	HOLUR	GP	Horse Gram (kulthi/kultha)	RF	46			Hobli Level	11	438.27	
50	Kolar	Kolar	HUTTUR	GP	Horse Gram (kulthi/kultha)	RF	51	4	318.49				
51	Kolar	Kolar	ITHRASANAHALLY	GP	Horse Gram (kulthi/kultha)	RF	47			Hobli Level	11	438.27	
52	Kolar	Kolar	JANNAGATTA	GP	Horse Gram (kulthi/kultha)	RF	44	4	636.99				
53	Kolar	Kolar	KONDARAJANAH ALLI	GP	Horse Gram (kulthi/kultha)	RF	14			Hobli Level	18	468.55	
54	Kolar	Kolar	KURUGAL	GP	Horse Gram (kulthi/kultha)	RF	15			Hobli Level	19	360.62	
55	Kolar	Kolar	KYALANUR	GP	Horse Gram (kulthi/kultha)	RF	17	4	365.80				

Government of Karnataka
Directorate of Economics and Statistics
GP Level Average Yield data for Rabi season 2018-19

S.N	District	Taluk	Insurance Unit (Hobli/ GP)	GP / HOBLI	Crop	IRR_RF	Area_Sown_Ha	No_CCE_Co nducted	Average Yield(Kg/Ha)	Name_Of_Higher_Level	No_cce Conducted_Higher	Higher average Yield(Kg/Ha)	Neighbouring Yield
56	Kolar	Kolar	MADANAHALLI	GP	Horse Gram (kulthi/kultha)	RF	38			Hobli Level	4	636.99	
57	Kolar	Kolar	MADDERI	GP	Horse Gram (kulthi/kultha)	RF	23			Hobli Level	23	381.87	
58	Kolar	Kolar	MANIGATTA	GP	Horse Gram (kulthi/kultha)	RF	43	4	589.37				
59	Kolar	Kolar	MARJENAHALLI	GP	Horse Gram (kulthi/kultha)	RF	16	4	332.95				
60	Kolar	Kolar	MUDAVADI	GP	Horse Gram (kulthi/kultha)	RF	48			Hobli Level	11	438.27	
61	Kolar	Kolar	NARASAPURA	GP	Horse Gram (kulthi/kultha)	RF	3	4	346.87				
62	Kolar	Kolar	SEETHI	GP	Horse Gram (kulthi/kultha)	RF	18			Hobli Level	19	360.62	
63	Kolar	Kolar	SHAPURU	GP	Horse Gram (kulthi/kultha)	RF	54	4	264.89				
64	Kolar	Kolar	SOOLUR	GP	Horse Gram (kulthi/kultha)	RF	18	4	236.50				
65	Kolar	Kolar	THORADEVANDA HALLI	GP	Horse Gram (kulthi/kultha)	RF	18	4	616.24				
66	Kolar	Kolar	VADAGURU	GP	Horse Gram (kulthi/kultha)	RF	46			Hobli Level	8	291.69	

Government of Karnataka
Directorate of Economics and Statistics
GP Level Average Yield data for Rabi season 2018-19

S.N	District	Taluk	Insurance Unit (Hobli/ GP)	GP / HOBLI	Crop	IRR_RF	Area_Sown_Ha	No_CCE_Co nducted	Average Yield(Kg/Ha)	Name_Of_Higher_Level	No_cce Conducted_Higher	Higher average Yield(Kg/Ha)	Neighbouring Yield
67	Kolar	Kolar	VEMGAL	GP	Horse Gram (kulthi/kultha)	RF	17	4	293.27				
68	Kolar	Kolar	VOKKALERI	GP	Horse Gram (kulthi/kultha)	RF	12	4	207.81				
69	Kolar	Mallur	ABBENAHALLI	GP	Horse Gram (kulthi/kultha)	RF	8	4	512.43				
70	Kolar	Mallur	ARALERI	GP	Horse Gram (kulthi/kultha)	RF	12	4	759.66				
71	Kolar	Mallur	BALIGANAHALLI	GP	Horse Gram (kulthi/kultha)	RF	29	4	567.61				
72	Kolar	Mallur	BANAHALLI	GP	Horse Gram (kulthi/kultha)	RF	57			Hobli Level	16	344.51	
73	Kolar	Mallur	CHIKKAKUNTHUR	GP	Horse Gram (kulthi/kultha)	RF	10	4	450.94				
74	Kolar	Mallur	CHIKKATHIRUPATHI	GP	Horse Gram (kulthi/kultha)	RF	19	4	995.48				
75	Kolar	Mallur	CHOKKANDAHALLI	GP	Horse Gram (kulthi/kultha)	RF	9	4	275.92				
76	Kolar	Mallur	D.N.DODDI	GP	Horse Gram (kulthi/kultha)	RF	30	4	693.75				
77	Kolar	Mallur	DINNEHALLI	GP	Horse Gram (kulthi/kultha)	RF	152	4	608.29				

Government of Karnataka
Directorate of Economics and Statistics
GP Level Average Yield data for Rabi season 2018-19

S.N	District	Taluk	Insurance Unit (Hobli/ GP)	GP / HOBLI	Crop	IRR_RF	Area_Sown_Ha	No_CCE_Conducted	Average Yield(Kg/Ha)	Name_Of_Higher_Level	No_cce_Conducted_Higher	Higher average Yield(Kg/Ha)	Neighbouring Yield
78	Kolar	Mallur	DODDASHIVARA	GP	Horse Gram (kulthi/kultha)	RF	11	4	391.02				
79	Kolar	Mallur	HASANDAHALLI	GP	Horse Gram (kulthi/kultha)	RF	143	4	521.26				
80	Kolar	Mallur	HULADENAHALLI	GP	Horse Gram (kulthi/kultha)	RF	69	4	628.57				
81	Kolar	Mallur	HULIMANGALA HOSAKOTE	GP	Horse Gram (kulthi/kultha)	RF	23	4	220.74				
82	Kolar	Mallur	HUNGENAHALLI	GP	Horse Gram (kulthi/kultha)	RF	14			Hobli Level	42	479.06	
83	Kolar	Mallur	JAYAMANGALA	GP	Horse Gram (kulthi/kultha)	RF	28	4	693.75				
84	Kolar	Mallur	K.G.HALLI	GP	Horse Gram (kulthi/kultha)	RF	59			Hobli Level	16	344.51	
85	Kolar	Mallur	KONDASETTIHALLI	GP	Horse Gram (kulthi/kultha)	RF	62	4	170.28				
86	Kolar	Mallur	KUDIYANUR	GP	Horse Gram (kulthi/kultha)	RF	11	4	554.15				
87	Kolar	Mallur	LAKKUR	GP	Horse Gram (kulthi/kultha)	RF	26			Hobli Level	22	631.64	
88	Kolar	Mallur	MASTI	GP	Horse Gram (kulthi/kultha)	RF	146	4	741.05				

(Signature)

**Government of Karnataka
Directorate of Economics and Statistics**

GP Level Average Yield data for Rabi season 2018-19

S.N	District	Taluk	Insurance Unit (Hobli/ GP)	GP / HOBLI	Crop	IRR_Rf	Area_Sown_Ha	No_CCE_Co nducted	Average Yield(Kg/Ha)	Name_Of_Higher_Level	No_cce Conducted_Higher	Higher average Yield(Kg/Ha)	Neighbouring Yield
89	Kolar	Mallur	NOSAGERE	GP	Horse Gram (kulthi/kultha)	RF	8	4	450.94				
90	Kolar	Mallur	NUTAVE	GP	Horse Gram (kulthi/kultha)	RF	76	4	362.64				
91	Kolar	Mallur	RAJENAHALLI	GP	Horse Gram (kulthi/kultha)	RF	126	4	679.87				
92	Kolar	Mallur	SANTEHALLI	GP	Horse Gram (kulthi/kultha)	RF	10	4	614.92				
93	Kolar	Mallur	SHIVARAPATNA	GP	Horse Gram (kulthi/kultha)	RF	9	4	315.34				
94	Kolar	Mallur	TAKEL	GP	Horse Gram (kulthi/kultha)	RF	75			Hobli Level	40	362.85	
95	Kolar	Mallur	THORNAHALLI	GP	Horse Gram (kulthi/kultha)	RF	12	4	532.93				
96	Kolar	Mallur	TRUNASI	GP	Horse Gram (kulthi/kultha)	RF	138	4	621.22				
97	Kolar	Mulbagal	AAVANI	GP	Horse Gram (kulthi/kultha)	RF	58	4	299.42				
98	Kolar	Mulbagal	AGARA	GP	Horse Gram (kulthi/kultha)	RF	16			Hobli Level	16	406.22	
99	Kolar	Mulbagal	ALANGUR	GP	Horse Gram (kulthi/kultha)	RF	41	4	166.81				

Government of Karnataka
Directorate of Economics and Statistics
GP Level Average Yield data for Rabi season 2018-19

S.N	District	Taluk	Insurance Unit (Hobli/ GP)	GP / HOBLI	Crop	IRR RF	Area Sown Ha	No_CCE_Conducted	Average Yield(Kg/Ha)	Name_Of_Higher_Level	No_cce_Conducted_Higher	Higher average Yield(Kg/Ha)	Neighbouring Yield
100	Kolar	Mulbagal	AMBIKALLU	GP	Horse Gram (kulthi/kultha)	RF	26	4	385.19				
101	Kolar	Mulbagal	ANGONDAHALLI	GP	Horse Gram (kulthi/kultha)	RF	52	4	444.79				
102	Kolar	Mulbagal	BALLA	GP	Horse Gram (kulthi/kultha)	RF	48	4	344.75				
103	Kolar	Mulbagal	BYRAKUR	GP	Horse Gram (kulthi/kultha)	RF	51	4	506.75				
104	Kolar	Mulbagal	DEVARAYASAMU DRA	GP	Horse Gram (kulthi/kultha)	RF	55	4	112.42				
105	Kolar	Mulbagal	DHULAPPALLI	GP	Horse Gram (kulthi/kultha)	RF	47			Hobli Level	14	236.55	
106	Kolar	Mulbagal	EMMENATHA	GP	Horse Gram (kulthi/kultha)	RF	64			Hobli Level	25	279.58	
107	Kolar	Mulbagal	GUDIPALLI	GP	Horse Gram (kulthi/kultha)	RF	38	4	686.50				
108	Kolar	Mulbagal	GUMMAKALLU	GP	Horse Gram (kulthi/kultha)	RF	42			Hobli Level	14	236.55	
109	Kolar	Mulbagal	H.GOLLAHALLI	GP	Horse Gram (kulthi/kultha)	RF	25	4	444.32				
110	Kolar	Mulbagal	HANUMANAHALLI	GP	Horse Gram (kulthi/kultha)	RF	22			Hobli Level	69	351.50	

Government of Karnataka
Directorate of Economics and Statistics
GP Level Average Yield data for Rabi season 2018-19

S.N	District	Taluk	Insurance Unit (Hobli/ GP)	GP / HOBLI	Crop	IRR_Rf	Area_Sown_Ha	No_CCE_Co nducted	Average Yield(Kg/Ha)	Name_Of_Higher_Level	No_cce Conducted_Higher	Higher average Yield(Kg/Ha)	Neighbouring Yield
111	Kolar	Mulbagal	HEBBANI	GP	Horse Gram (kulthi/kultha)	RF	41	4	544.12				
112	Kolar	Mulbagal	KAPPALAMADAG U	GP	Horse Gram (kulthi/kultha)	RF	45			Hobli Level	14	172.58	
113	Kolar	Mulbagal	KURUDAMALE	GP	Horse Gram (kulthi/kultha)	RF	21			Hobli Level	30	269.93	
114	Kolar	Mulbagal	MALLANAYAKANA HALLI	GP	Horse Gram (kulthi/kultha)	RF	19	4	276.40				
115	Kolar	Mulbagal	MOTHAKAPALLI	GP	Horse Gram (kulthi/kultha)	RF	33			Hobli Level	39	239.42	
116	Kolar	Mulbagal	MUDIGERE	GP	Horse Gram (kulthi/kultha)	RF	49	4	576.13				
117	Kolar	Mulbagal	MUDIYANUR	GP	Horse Gram (kulthi/kultha)	RF	33	4	204.34				
118	Kolar	Mulbagal	MUSHTUR	GP	Horse Gram (kulthi/kultha)	RF	46			Hobli Level	22	563.92	
119	Kolar	Mulbagal	NANGALI	GP	Horse Gram (kulthi/kultha)	RF	36			Hobli Level	22	563.92	
120	Kolar	Mulbagal	PICHHAGUNTLAH ALLI	GP	Horse Gram (kulthi/kultha)	RF	49	4	93.97				
121	Kolar	Mulbagal	RAJENDRAHALLI	GP	Horse Gram (kulthi/kultha)	RF	43	4	247.54				

Government of Karnataka

Directorate of Economics and Statistics

GP Level Average Yield data for Rabi season 2018-19

S.N	District	Taluk	Insurance Unit (Hobli/ GP)	GP / HOBLI	Crop	IRR_RF	Area_Sown_Ha	No_CCE_Co nducted	Average Yield(Kg/Ha)	Name_Of_Higher_Level	No_cce Conducted_Higher	Higher average Yield(Kg/Ha)	Neighbouring Yield
122	Kolar	Mulbagal	SONNAVADI	GP	Horse Gram (kulthi/kultha)	RF	43	4	282.23				
123	Kolar	Mulbagal	TAYALUR	GP	Horse Gram (kulthi/kultha)	RF	22			Hobli Level	39	248.84	
124	Kolar	Mulbagal	THIMMARAVUTAN AHALLI	GP	Horse Gram (kulthi/kultha)	RF	25			Hobli Level	14	236.55	
125	Kolar	Mulbagal	URUKUNTE MITTUR	GP	Horse Gram (kulthi/kultha)	RF	66	4	220.58				
126	Kolar	Mulbagal	UTHANUR	GP	Horse Gram (kulthi/kultha)	RF	19			Hobli Level	41	386.73	
127	Kolar	Srinivaspura	ADDAGAL	GP	Horse Gram (kulthi/kultha)	RF	61	4	118.57				
128	Kolar	Srinivaspura	ARIKUNTE	GP	Horse Gram (kulthi/kultha)	RF	112	4	159.25				
129	Kolar	Srinivaspura	BYRAGANAHALLI	GP	Horse Gram (kulthi/kultha)	RF	82	4	47.93				
130	Kolar	Srinivaspura	CHALDIGANAHALLI	GP	Horse Gram (kulthi/kultha)	RF	52	4	232.56				
131	Kolar	Srinivaspura	DALASANUR	GP	Horse Gram (kulthi/kultha)	RF	28	4	499.81				
132	Kolar	Srinivaspura	GOWNIPALLI	GP	Horse Gram (kulthi/kultha)	RF	99	4	283.81				

Government of Karnataka
Directorate of Economics and Statistics
GP Level Average Yield data for Rabi season 2018-19


S.N	District	Taluk	Insurance Unit (Hobli/ GP)	GP / HOBLI	Crop	IRR_RF	Area_Sown_Ha	No_CCE_Co nducted	Average Yield(Kg/Ha)	Name_Of_Higher_Level	No_cce Conducted_Higher	Higher average Yield(Kg/Ha)	Neighbouring Yield
133	Kolar	Srinivaspura	HODALI	GP	Horse Gram (kulthi/kultha)	RF	111	4	132.45				
134	Kolar	Srinivaspura	J.THIMMASANDR A	GP	Horse Gram (kulthi/kultha)	RF	58	4	278.55				
135	Kolar	Srinivaspura	KODIPALLI	GP	Horse Gram (kulthi/kultha)	RF	121	4	293.27				
136	Kolar	Srinivaspura	KOLATHUR	GP	Horse Gram (kulthi/kultha)	RF	152	4	583.38				
137	Kolar	Srinivaspura	KOORIGEPALLI	GP	Horse Gram (kulthi/kultha)	RF	107	4	136.38				
138	Kolar	Srinivaspura	LAKSHMIPUR	GP	Horse Gram (kulthi/kultha)	RF	192	4	435.96				
139	Kolar	Srinivaspura	LAKSHMISAGARA	GP	Horse Gram (kulthi/kultha)	RF	98	4	25.86				
140	Kolar	Srinivaspura	MASTENAHALLI	GP	Horse Gram (kulthi/kultha)	RF	75	4	37.84				
141	Kolar	Srinivaspura	MUDIMADAGU	GP	Horse Gram (kulthi/kultha)	RF	69	4	417.83				
142	Kolar	Srinivaspura	MUTHAKAPALLI	GP	Horse Gram (kulthi/kultha)	RF	135	4	141.90				
143	Kolar	Srinivaspura	NAMBIHALLI	GP	Horse Gram (kulthi/kultha)	RF	32	4	47.30				
144	Kolar	Srinivaspura	NELAVANKI	GP	Horse Gram (kulthi/kultha)	RF	188	4	334.26				

Government of Karnataka

Directorate of Economics and Statistics

GP Level Average Yield data for Rabi season 2018-19

S.N	District	Taluk	Insurance Unit (Hobli/ GP)	GP / HOBLI	Crop	IRR RF	Area Sown Ha	No_CCE_Conducted	Average Yield(Kg/Ha)	Name_Of_Higher_Level	No_cce_Conducted_Higher	Higher average Yield(Kg/Ha)	Neighbouring Yield
145	Kolar	Srinivaspura	PULAGURUKOTA	GP	Horse Gram (kulthi/kultha)	RF	221	4	523.47				
146	Kolar	Srinivaspura	RAYLAPADU	GP	Horse Gram (kulthi/kultha)	RF	48	4	184.47				
147	Kolar	Srinivaspura	RONUR	GP	Horse Gram (kulthi/kultha)	RF	108	4	276.71				
148	Kolar	Srinivaspura	SOMAYAJALAPALI	GP	Horse Gram (kulthi/kultha)	RF	102	4	192.36				
149	Kolar	Srinivaspura	Srinivasapura(ULB)	GP	Horse Gram (kulthi/kultha)	RF	9	4	245.27				
150	Kolar	Srinivaspura	THADIGOL	GP	Horse Gram (kulthi/kultha)	RF	98	4	268.67				
151	Kolar	Srinivaspura	YALDUR	GP	Horse Gram (kulthi/kultha)	RF	109	4	372.10				
152	Kolar	Srinivaspura	YARRAMVARIPALI	GP	Horse Gram (kulthi/kultha)	RF	55	4	260.16				


 Joint Director
 Crop insurance scheme Division
 Directorate of Economics and Statistics



Government of Karnataka
Directorate of Economics and Statistics
GP Level Average Yield data for Rabi season 2018-19

S.N	District	Taluk	Insurance Unit (Hobli/ GP)	GP / HOBLI	Crop	IRR RF	Area_Sown_Ha	No_CCE_Co nducted	Average Yield(Kg/Ha)	Name_Of_Higher_Level	No_cce Conducted_Higher	Higher average Yield(Kg/Ha)	Neighbouring Yield
1	Koppal	Gangavathi	AGOLI	GP	Bengal Gram	RF	16	4	420.24				
2	Koppal	Gangavathi	BEVINAHAL	GP	Bengal Gram	RF	0			Hobli Level	12	535.68	
3	Koppal	Gangavathi	BUDUGUMPA	GP	Bengal Gram	RF	717	4	364.14				
4	Koppal	Gangavathi	CHELLUR	GP	Bengal Gram	RF	0			Hobli Level	12	535.68	
5	Koppal	Gangavathi	CHIKKABENAKAL	GP	Bengal Gram	RF	85	4	641.96				
6	Koppal	Gangavathi	CHIKKADANKANKAL	GP	Bengal Gram	RF	159	4	275.94				
7	Koppal	Gangavathi	CHIKKAMADINAL	GP	Bengal Gram	RF	332			Hobli Level	16	490.10	
8	Koppal	Gangavathi	GOURIPURA	GP	Bengal Gram	RF	137			Hobli Level	3	315.04	
9	Koppal	Gangavathi	HIREKHED	GP	Bengal Gram	RF	148	4	433.46				
10	Koppal	Gangavathi	HULIHYDER	GP	Bengal Gram	RF	170					336.71	Y
11	Koppal	Gangavathi	JIRAL	GP	Bengal Gram	RF	167	4	435.35				
12	Koppal	Gangavathi	Kanakagiri(ULB)	GP	Bengal Gram	RF	249			Hobli Level	16	490.10	

Government of Karnataka

Directorate of Economics and Statistics

GP Level Average Yield data for Rabi season 2018-19

S.N	District	Taluk	Insurance Unit (Hobli/ GP)	GP / HOBLI	Crop	IRR_RF	Area_Sown_Ha	No_CCE_Co nducted	Average Yield(Kg/Ha)	Name_Of_Higher_Level	No_cce Conducted_Higher	Higher average Yield(Kg/Ha)	Neighbouring Yield
13	Koppal	Gangavathi	KARADONA	GP	Bengal Gram	RF	590	4	207.69				
14	Koppal	Gangavathi	Kartagi(ULB)	GP	Bengal Gram	RF	223	4	698.60				
15	Koppal	Gangavathi	KESARAHATTI	GP	Bengal Gram	RF	15	4	480.39				
16	Koppal	Gangavathi	MUSALAPUR	GP	Bengal Gram	RF	2	4	561.31				
17	Koppal	Gangavathi	NAVALI	GP	Bengal Gram	RF	934	4	566.98				
18	Koppal	Gangavathi	SULEKAL	GP	Bengal Gram	RF	285	4	358.74				
19	Koppal	Gangavathi	VENKATAGIRI	GP	Bengal Gram	RF	65	4	687.81				
20	Koppal	Gangavathi	YERADONA	GP	Bengal Gram	RF	168	4	544.32				
21	Koppal	Koppal	ALWANDI	GP	Bengal Gram	RF	641	4	394.08				
22	Koppal	Koppal	BAHADDURBANDI	GP	Bengal Gram	RF	60	4	431.57				
23	Koppal	Koppal	BETAGERI	GP	Bengal Gram	RF	512	4	1693.91				
24	Koppal	Koppal	BISARALLI	GP	Bengal Gram	RF	742	4	258.94				

**Government of Karnataka
Directorate of Economics and Statistics**

GP Level Average Yield data for Rabi season 2018-19

S.N	District	Taluk	Insurance Unit (Hobli/ GP)	GP / HOBLI	Crop	IRR_Rf	Area_Sown_Ha	No_CCE_Conducted	Average Yield(Kg/Ha)	Name_Of_Higher_Level	No_cce Conducted_Higher	Higher average Yield(Kg/Ha)	Neighbouring Yield
25	Koppal	Koppal	BOCHANAHALLI	GP	Bengal Gram	RF	39	4	1213.79				
26	Koppal	Koppal	GINIGERA	GP	Bengal Gram	RF	0			Hobli Level	22	476.75	
27	Koppal	Koppal	GONDABAL	GP	Bengal Gram	RF	450	4	468.52				
28	Koppal	Koppal	HALAGERI	GP	Bengal Gram	RF	455			Hobli Level	41	532.83	
29	Koppal	Koppal	HALAVARTHI	GP	Bengal Gram	RF	0			Hobli Level	22	476.75	
30	Koppal	Koppal	HATTI	GP	Bengal Gram	RF	725	4	250.04				
31	Koppal	Koppal	HIREBAGANAL	GP	Bengal Gram	RF	0			Hobli Level	22	476.75	
32	Koppal	Koppal	HIRESINDOGI	GP	Bengal Gram	RF	430	4	195.01				
33	Koppal	Koppal	KALAKERA	GP	Bengal Gram	RF	0			Hobli Level	22	476.75	
34	Koppal	Koppal	KATARKI GUDLANUR	GP	Bengal Gram	RF	652	4	291.31				
35	Koppal	Koppal	KAVALOOR	GP	Bengal Gram	RF	3702	4	275.40				
36	Koppal	Koppal	KOLUR	GP	Bengal Gram	RF	512	4	392.83				

Government of Karnataka
Directorate of Economics and Statistics

GP Level Average Yield data for Rabi season 2018-19

S.N	District	Taluk	Insurance Unit (Hobli/ GP)	GP / HOBLI	Crop	IRR RF	Area Sown Ha	No_CCE_Co nducted	Average Yield(Kg/Ha)	Name_Of_Higher_Level	No_cce Conducted_Higher	Higher average Yield(Kg/Ha)	Neighbouring Yield
37	Koppal	Koppal	Koppal (ULB)	GP	Bengal Gram	RF	551	4	463.10				
38	Koppal	Koppal	KUNIKERI	GP	Bengal Gram	RF	0			Hobli Level	22	476.75	
39	Koppal	Koppal	MADINUR	GP	Bengal Gram	RF	455	4	184.50				
40	Koppal	Koppal	MATTUR	GP	Bengal Gram	RF	192	4	531.37				
41	Koppal	Koppal	OJANAHALLI	GP	Bengal Gram	RF	652	4	825.38				
42	Koppal	Koppal	ALWANDI	GP	Sorghum (Jowar/Great Millet)	RF	762	4	322.54				
43	Koppal	Koppal	BAHADDURBANDI	GP	Sorghum (Jowar/Great Millet)	RF	24	4	602.84				
44	Koppal	Koppal	BETAGERI	GP	Sorghum (Jowar/Great Millet)	RF	415	4	1606.11				
45	Koppal	Koppal	BISARALLI	GP	Sorghum (Jowar/Great Millet)	RF	835	4	308.02				
46	Koppal	Koppal	BOCHANAHALLI	GP	Sorghum (Jowar/Great Millet)	RF	182			Hobli Level	40	435.46	
47	Koppal	Koppal	GINIGERA	GP	Sorghum (Jowar/Great Millet)	RF	0			Hobli Level	22	497.96	
48	Koppal	Koppal	GONDABAL	GP	Sorghum (Jowar/Great Millet)	RF	114	4	414.35				

Government of Karnataka
Directorate of Economics and Statistics

GP Level Average Yield data for Rabi season 2018-19

S.N	District	Taluk	Insurance Unit (Hobli/ GP)	GP / HOBLI	Crop	IRR_Rf	Area_Sown_Ha	No_CCE_Co nducted	Average Yield(Kg/Ha)	Name_Of_Higher_Level	No_cce Conducted_Higher	Higher average Yield(Kg/Ha)	Neighbouring Yield
49	Koppal	Koppal	HALAGERI	GP	Sorghum (Jowar/Great Millet)	RF	705	4	448.83				
50	Koppal	Koppal	HALAVARTHI	GP	Sorghum (Jowar/Great Millet)	RF	20	4	204.83				
51	Koppal	Koppal	HATTI	GP	Sorghum (Jowar/Great Millet)	RF	485	4	176.45				
52	Koppal	Koppal	HIREBAGANAL	GP	Sorghum (Jowar/Great Millet)	RF	0			Hobli Level	24	399.15	
53	Koppal	Koppal	HIRESINDOGI	GP	Sorghum (Jowar/Great Millet)	RF	284	4	246.42				
54	Koppal	Koppal	KALAKERA	GP	Sorghum (Jowar/Great Millet)	RF	0			Hobli Level	24	402.99	
55	Koppal	Koppal	KATARKI GUDLANUR	GP	Sorghum (Jowar/Great Millet)	RF	325	4	464.23				
56	Koppal	Koppal	KAVALOOR	GP	Sorghum (Jowar/Great Millet)	RF	1541	4	329.37				
57	Koppal	Koppal	KOLUR	GP	Sorghum (Jowar/Great Millet)	RF	362	4	446.85				
58	Koppal	Koppal	Koppal (ULB)	GP	Sorghum (Jowar/Great Millet)	RF	175	4	699.43				
59	Koppal	Koppal	KUNIKERI	GP	Sorghum (Jowar/Great Millet)	RF	0			Hobli Level	22	497.96	
60	Koppal	Koppal	MADINUR	GP	Sorghum (Jowar/Great Millet)	RF	185	4	244.88				

Government of Karnataka
Directorate of Economics and Statistics
GP Level Average Yield data for Rabi season 2018-19

S.N	District	Taluk	Insurance Unit (Hobli/ GP)	GP / HOBLI	Crop	IRR RF	Area Sown Ha	No_CCE_Conducted	Average Yield(Kg/Ha)	Name_Of_Higher_Level	No_cce_Conducted_Higher	Higher average Yield(Kg/Ha)	Neighbouring Yield
61	Koppal	Koppal	MATTUR	GP	Sorghum (Jowar/Great Millet)	RF	446	4	137.77				
62	Koppal	Koppal	OJANAHALLI	GP	Sorghum (Jowar/Great Millet)	RF	320	4	576.44				
63	Koppal	Kushtagi	ADAVIBHAVI	GP	Bengal Gram	RF	1235	4	155.37				
64	Koppal	Kushtagi	ANTARATHANA	GP	Bengal Gram	RF	1065	4	201.22				
65	Koppal	Kushtagi	BENAKANAHAL	GP	Bengal Gram	RF	6	4	151.05				
66	Koppal	Kushtagi	BIJAKAL	GP	Bengal Gram	RF	989	4	98.72				
67	Koppal	Kushtagi	CHALAGERA	GP	Bengal Gram	RF	658	4	252.74				
68	Koppal	Kushtagi	DOTIHAL	GP	Bengal Gram	RF	1002	4	413.23				
69	Koppal	Kushtagi	GUMAGERI	GP	Bengal Gram	RF	688	4	558.88				
70	Koppal	Kushtagi	HANUMANAL	GP	Bengal Gram	RF	0			Hobli Level	17	203.76	
71	Koppal	Kushtagi	HANUMASAGAR	GP	Bengal Gram	RF	0			Hobli Level	28	195.49	
72	Koppal	Kushtagi	HIREBANNIGOL	GP	Bengal Gram	RF	17	4	201.22				

Government of Karnataka
Directorate of Economics and Statistics

GP Level Average Yield data for Rabi season 2018-19

S.N	District	Taluk	Insurance Unit (Hobli/ GP)	GP / HOBLI	Crop	IRR_RF	Area_Sown_Ha	No_CCE_Conducted	Average Yield(Kg/Ha)	Name_Of_Higher_Level	No_cce_Conducted_Higher	Higher average Yield(Kg/Ha)	Neighbouring Yield
73	Koppal	Kushtagi	HIREGONNAGAR	GP	Bengal Gram	RF	13			Hobli Level	17	203.76	
74	Koppal	Kushtagi	HIREMANNAPUR	GP	Bengal Gram	RF	954	4	305.06				
75	Koppal	Kushtagi	HIRENANDIHAL	GP	Bengal Gram	RF	0			Hobli Level	28	195.49	
76	Koppal	Kushtagi	HULGERA	GP	Bengal Gram	RF	745			Hobli Level	28	195.49	
77	Koppal	Kushtagi	JAGIRGUDADUR	GP	Bengal Gram	RF	0			Hobli Level	17	203.76	
78	Koppal	Kushtagi	JUMLAPUR	GP	Bengal Gram	RF	991	4	176.94				
79	Koppal	Kushtagi	KABBARAGI	GP	Bengal Gram	RF	735	4	190.34				
80	Koppal	Kushtagi	KANDAKUR	GP	Bengal Gram	RF	695	4	203.92				
81	Koppal	Kushtagi	KATAPUR	GP	Bengal Gram	RF	955	4	85.96				
82	Koppal	Kushtagi	KESUR	GP	Bengal Gram	RF	897	4	301.83				
83	Koppal	Kushtagi	KILLARAHATTI	GP	Bengal Gram	RF	838	4	271.62				
84	Koppal	Kushtagi	KORADAKERA	GP	Bengal Gram	RF	0			Hobli Level	68	267.16	

Government of Karnataka
Directorate of Economics and Statistics
GP Level Average Yield data for Rabi season 2018-19

S.N	District	Taluk	Insurance Unit (Hobli/ GP)	GP / HOBLI	Crop	IRR_RF	Area_Sown_Ha	No_CCE_Co nducted	Average Yield(Kg/Ha)	Name_Of_Higher_Level	No_cce Conducted_Higher	Higher average Yield(Kg/Ha)	Neighbouring Yield
85	Koppal	Kushtagi	Kustagi (ULB)	GP	Bengal Gram	RF	325	4	395.42				
86	Koppal	Kushtagi	KYADIGUPPA	GP	Bengal Gram	RF	465	4	242.49				
87	Koppal	Kushtagi	LINGADAHALLI	GP	Bengal Gram	RF	11			Hobli Level	16	231.63	
88	Koppal	Kushtagi	MALAGITTI	GP	Bengal Gram	RF	7	4	502.13				
89	Koppal	Kushtagi	MENEDAL	GP	Bengal Gram	RF	0			Hobli Level	56	238.31	
90	Koppal	Kushtagi	MUDENOOR	GP	Bengal Gram	RF	1030	4	220.91				
91	Koppal	Kushtagi	NILOGAL	GP	Bengal Gram	RF	60	4	63.12				
92	Koppal	Kushtagi	SANGANAL	GP	Bengal Gram	RF	31	4	240.33				
93	Koppal	Kushtagi	SHIRAGUMPI	GP	Bengal Gram	RF	1118	4	144.31				
94	Koppal	Kushtagi	TALAVAGERA	GP	Bengal Gram	RF	684	4	247.61				
95	Koppal	Kushtagi	Tavaregera(ULB)	GP	Bengal Gram	RF	593	4	237.63				
96	Koppal	Kushtagi	TUGGALADONI	GP	Bengal Gram	RF	12			Hobli Level	17	203.76	

**Government of Karnataka
Directorate of Economics and Statistics**

GP Level Average Yield data for Rabi season 2018-19

S.N	District	Taluk	Insurance Unit (Hobli/ GP)	GP / HOBLI	Crop	IRR_RF	Area_Sown_Ha	No_CCE_Co nducted	Average Yield(Kg/Ha)	Name_Of_Higher_Level	No_cce Conducted_Higher	Higher average Yield(Kg/Ha)	Neighbouring Yield
97	Koppal	Kushtagi	YARAGERA	GP	Bengal Gram	RF	0			Hobli Level	45	200.45	
98	Koppal	Yelburga	BALIGERI	GP	Bengal Gram	RF	562	4	156.17				
99	Koppal	Yelburga	BALLUTAGI	GP	Bengal Gram	RF	318	4	118.68				
100	Koppal	Yelburga	BANDI	GP	Bengal Gram	RF	1355	4	97.78				
101	Koppal	Yelburga	BANNIKOPPA	GP	Bengal Gram	RF	1967	4	131.09				
102	Koppal	Yelburga	BENAKAL	GP	Bengal Gram	RF	802	4	317.50				
103	Koppal	Yelburga	BEVOOR	GP	Bengal Gram	RF	0			Hobli Level	24	153.51	
104	Koppal	Yelburga	BHANAPUR	GP	Bengal Gram	RF	904	4	307.76				
105	Koppal	Yelburga	CHIKKAMYAGERI	GP	Bengal Gram	RF	689	4	65.14				
106	Koppal	Yelburga	GEDDIGERI	GP	Bengal Gram	RF	113	4	251.12				
107	Koppal	Yelburga	HIREBIDANAL	GP	Bengal Gram	RF	347	4	82.54				
108	Koppal	Yelburga	HIREMYAGERI	GP	Bengal Gram	RF	513	4	166.69				

8/5

Government of Karnataka
Directorate of Economics and Statistics

GP Level Average Yield data for Rabi season 2018-19

S.N	District	Taluk	Insurance Unit (Hobli/ GP)	GP / HOBLI	Crop	IRR_RF	Area_Sown_Ha	No_CCE_Co nducted	Average Yield(Kg/Ha)	Name_Of_Higher_Level	No_cce Conducted_Higher	Higher average Yield(Kg/Ha)	Neighbouring Yield
109	Koppal	Yelburga	ITAGI	GP	Bengal Gram	RF	1911			Hobli Level	41	175.75	
110	Koppal	Yelburga	KALLUR	GP	Bengal Gram	RF	264			Hobli Level	39	126.44	
111	Koppal	Yelburga	KARMUDI	GP	Bengal Gram	RF	2754	4	57.99				
112	Koppal	Yelburga	KUDARIMOTHI	GP	Bengal Gram	RF	28			Hobli Level	24	153.51	
113	Koppal	Yelburga	Kukanura(ULB)	GP	Bengal Gram	RF	988	4	62.56				
114	Koppal	Yelburga	MANDALAGERI	GP	Bengal Gram	RF	2189	4	192.41				
115	Koppal	Yelburga	MANGALORE	GP	Bengal Gram	RF	199	4	149.43				
116	Koppal	Yelburga	MASABAHANCHIN AL	GP	Bengal Gram	RF	582	4	112.45				
117	Koppal	Yelburga	MUDHOL	GP	Bengal Gram	RF	1011			Hobli Level	39	126.44	
118	Koppal	Yelburga	MURADI	GP	Bengal Gram	RF	6	4	212.37				
119	Koppal	Yelburga	NELZERI	GP	Bengal Gram	RF	5			Hobli Level	24	153.51	
120	Koppal	Yelburga	RAJOOR	GP	Bengal Gram	RF	1372	4	219.02				

**Government of Karnataka
Directorate of Economics and Statistics**

GP Level Average Yield data for Rabi season 2018-19

S.N	District	Taluk	Insurance Unit (Hobli/ GP)	GP / HOBLI	Crop	IRR_Rf	Area_Sown_Ha	No_CCE_Conducted	Average Yield(Kg/Ha)	Name_Of_Higher_Level	No_cce_Conducted_Higher	Higher average Yield(Kg/Ha)	Neighbouring Yield
121	Koppal	Yelburga	SANGANAHAL	GP	Bengal Gram	RF	1813	4	87.39				
122	Koppal	Yelburga	SANKANOORU	GP	Bengal Gram	RF	619	4	123.93				
123	Koppal	Yelburga	SHIRUR	GP	Bengal Gram	RF	363	4	217.95				
124	Koppal	Yelburga	TALAKAL	GP	Bengal Gram	RF	1911	4	115.18				
125	Koppal	Yelburga	TUMMARAGUDDH I	GP	Bengal Gram	RF	0			Hobli Level	39	126.44	
126	Koppal	Yelburga	VAJRABANDI	GP	Bengal Gram	RF	0			Hobli Level	39	126.44	
127	Koppal	Yelburga	VANAGERI	GP	Bengal Gram	RF	262	4	152.53				
128	Koppal	Yelburga	Yalburga (ULB)	GP	Bengal Gram	RF	1318	4	102.36				
129	Koppal	Yelburga	YARIHANCHINAL	GP	Bengal Gram	RF	2862	4	111.67				
130	Koppal	Yelburga	BALIGERI	GP	Sorghum (Jowar/Great Millet)	RF	392			Hobli Level	56	369.63	
131	Koppal	Yelburga	BALLUTAGI	GP	Sorghum (Jowar/Great Millet)	RF	89	4	359.94				
132	Koppal	Yelburga	BANDI	GP	Sorghum (Jowar/Great Millet)	RF	145	4	215.18				

Government of Karnataka
Directorate of Economics and Statistics

GP Level Average Yield data for Rabi season 2018-19

S.N	District	Taluk	Insurance Unit (Hobli/ GP)	GP / HOBLI	Crop	IRR_RF	Area_Sown_Ha	No_CCE_Co nducted	Average Yield(Kg/Ha)	Name_Of_Higher_Level	No_cce Conducted_Higher	Higher average Yield(Kg/Ha)	Neighbouring Yield
133	Koppal	Yelburga	BANNIKOPPA	GP	Sorghum (Jowar/Great Millet)	RF	1209	4	336.85				
134	Koppal	Yelburga	BENAKAL	GP	Sorghum (Jowar/Great Millet)	RF	413	4	289.10				
135	Koppal	Yelburga	BEVOOR	GP	Sorghum (Jowar/Great Millet)	RF	5			Hobli Level	18	318.06	
136	Koppal	Yelburga	BHANAPUR	GP	Sorghum (Jowar/Great Millet)	RF	813	4	369.63				
137	Koppal	Yelburga	CHIKKAMYAGERI	GP	Sorghum (Jowar/Great Millet)	RF	492	4	152.91				
138	Koppal	Yelburga	CANADAL	GP	Sorghum (Jowar/Great Millet)	RF	0			Hobli Level	2	235.86	
139	Koppal	Yelburga	GEDDIGERI	GP	Sorghum (Jowar/Great Millet)	RF	187	4	496.80				
140	Koppal	Yelburga	HIREBIDANAL	GP	Sorghum (Jowar/Great Millet)	RF	315			Hobli Level	16	400.26	
141	Koppal	Yelburga	HIREMYAGERI	GP	Sorghum (Jowar/Great Millet)	RF	298	4	335.74				
142	Koppal	Yelburga	HIREVANKALAKU NTA	GP	Sorghum (Jowar/Great Millet)	RF	0					1030.99	Y
143	Koppal	Yelburga	ITAGI	GP	Sorghum (Jowar/Great Millet)	RF	588	4	288.00				
144	Koppal	Yelburga	KALLUR	GP	Sorghum (Jowar/Great Millet)	RF	288			Hobli Level	37	353.47	

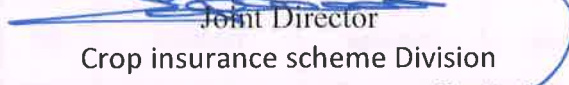
Government of Karnataka
Directorate of Economics and Statistics

GP Level Average Yield data for Rabi season 2018-19

S.N	District	Taluk	Insurance Unit (Hobli/ GP)	GP / HOBLI	Crop	IRR_RF	Area_Sown_Ha	No_CCE_Co nducted	Average Yield(Kg/Ha)	Name_Of_Higher_Level	No_cce Conducted_Higher	Higher average Yield(Kg/Ha)	Neighbouring Yield
145	Koppal	Yelburga	KARMUDI	GP	Sorghum (Jowar/Great Millet)	RF	1460	4	408.79				
146	Koppal	Yelburga	KUDARIMOTHI	GP	Sorghum (Jowar/Great Millet)	RF	5			Hobli Level	16	400.26	
147	Koppal	Yelburga	Kukanura(ULB)	GP	Sorghum (Jowar/Great Millet)	RF	601	4	267.76				
148	Koppal	Yelburga	MANDALAGERI	GP	Sorghum (Jowar/Great Millet)	RF	1312	4	380.41				
149	Koppal	Yelburga	MANGALORE	GP	Sorghum (Jowar/Great Millet)	RF	250	4	521.00				
150	Koppal	Yelburga	MASABAHANCHINAL	GP	Sorghum (Jowar/Great Millet)	RF	289	4	364.35				
151	Koppal	Yelburga	MUDHOL	GP	Sorghum (Jowar/Great Millet)	RF	779			Hobli Level	37	353.47	
152	Koppal	Yelburga	MURADI	GP	Sorghum (Jowar/Great Millet)	RF	0			Hobli Level	55	325.14	
153	Koppal	Yelburga	RAJOOR	GP	Sorghum (Jowar/Great Millet)	RF	562	4	474.79				
154	Koppal	Yelburga	SANGANAHAL	GP	Sorghum (Jowar/Great Millet)	RF	566	4	269.52				
155	Koppal	Yelburga	SANKANOORU	GP	Sorghum (Jowar/Great Millet)	RF	389	4	407.69				

Government of Karnataka
Directorate of Economics and Statistics
GP Level Average Yield data for Rabi season 2018-19

S.N	District	Taluk	Insurance Unit (Hobli/ GP)	GP / HOBLI	Crop	IRR_RF	Area_Sown_Ha	No_CCE_Co nducted	Average Yield(Kg/Ha)	Name_Of_Higher_Level	No_cce Conducted_Higher	Higher average Yield(Kg/Ha)	Neighbouring Yield
156	Koppal	Yelburga	SHIRUR	GP	Sorghum (Jowar/Great Millet)	RF	612	4	592.72				
157	Koppal	Yelburga	TALAKAL	GP	Sorghum (Jowar/Great Millet)	RF	1512	4	201.54				
158	Koppal	Yelburga	TUMMARAGUDDH I	GP	Sorghum (Jowar/Great Millet)	RF	0			Hobli Level	37	353.47	
159	Koppal	Yelburga	VAJRABANDI	GP	Sorghum (Jowar/Great Millet)	RF	0			Hobli Level	37	353.47	
160	Koppal	Yelburga	VANAGERI	GP	Sorghum (Jowar/Great Millet)	RF	348	4	220.68				
161	Koppal	Yelburga	Yalburga (ULB)	GP	Sorghum (Jowar/Great Millet)	RF	455	4	379.75				
162	Koppal	Yelburga	YARIHANCHINAL	GP	Sorghum (Jowar/Great Millet)	RF	1331	4	494.16				


Joint Director
Crop insurance scheme Division
Directorate of Economics and Statistics

Government of Karnataka
Directorate of Economics and Statistics
GP Level Average Yield data for Rabi season 2018-19

S.N	District	Taluk	Insurance Unit (Hobli/ GP)	GP / HOBLI	Crop	IRR_RF	Area_Sown_Ha	No_CCE_Co nducted	Average Yield(Kg/Ha)	Name_Of_Higher_Level	No_cce Conducted_Higher	Higher average Yield(Kg/Ha)	Neighbouring Yield
1	Mandya	Maddur	ALUR	GP	Horse Gram (kulthi/kultha)	RF	301	4	813.58				
2	Mandya	Maddur	ATAGUR	GP	Horse Gram (kulthi/kultha)	RF	81	4	572.34				
3	Mandya	Maddur	BEKKALALE	GP	Horse Gram (kulthi/kultha)	RF	354	4	531.35				
4	Mandya	Maddur	BHARATHINAGAR A	GP	Horse Gram (kulthi/kultha)	RF	36			Hobli Level	21	728.61	
5	Mandya	Maddur	BIDARAHALLI	GP	Horse Gram (kulthi/kultha)	RF	1			Hobli Level	19	748.49	
6	Mandya	Maddur	BIDARAKOTE	GP	Horse Gram (kulthi/kultha)	RF	121			Hobli Level	10	620.59	
7	Mandya	Maddur	CHAMANAHALLI	GP	Horse Gram (kulthi/kultha)	RF	246	4	739.79				
8	Mandya	Maddur	D.A.KERE	GP	Horse Gram (kulthi/kultha)	RF	40	4	583.38				
9	Mandya	Maddur	GEJJALAGERE	GP	Horse Gram (kulthi/kultha)	RF	0			Hobli Level	10	691.98	
10	Mandya	Maddur	GORAVANAHALLI	GP	Horse Gram (kulthi/kultha)	RF	1			Hobli Level	14	671.04	
11	Mandya	Maddur	HEMMANAHALLI	GP	Horse Gram (kulthi/kultha)	RF	71	4	473.17				

Government of Karnataka
Directorate of Economics and Statistics
GP Level Average Yield data for Rabi season 2018-19

S.N	District	Taluk	Insurance Unit (Hobli/ GP)	GP / HOBLI	Crop	IRR_RF	Area_Sown_Ha	No_CCE_Co nducted	Average Yield(Kg/Ha)	Name_Of_Higher_Level	No_cce Conducted_Higher	Higher average Yield(Kg/Ha)	Neighbouring Yield
12	Mandya	Maddur	HOOTHAGERE	GP	Horse Gram (kulthi/kultha)	RF	283	4	411.52				
13	Mandya	Maddur	HOSAGAVI	GP	Horse Gram (kulthi/kultha)	RF	315	4	693.75				
14	Mandya	Maddur	HOSAKERE	GP	Horse Gram (kulthi/kultha)	RF	284	4	990.17				
15	Mandya	Maddur	K BELLUR	GP	Horse Gram (kulthi/kultha)	RF	594	4	759.97				
16	Mandya	Maddur	K.HONNALAGERE	GP	Horse Gram (kulthi/kultha)	RF	543	4	460.39				
17	Mandya	Maddur	K.SHETTIHALLI	GP	Horse Gram (kulthi/kultha)	RF	112	4	618.07				
18	Mandya	Maddur	KADALLOOR	GP	Horse Gram (kulthi/kultha)	RF	328	4	586.38				
19	Mandya	Maddur	KADUKOTHANAH ALLI	GP	Horse Gram (kulthi/kultha)	RF	0			Hobli Level	8	674.51	
20	Mandya	Maddur	KESTHUR	GP	Horse Gram (kulthi/kultha)	RF	666	4	516.84				
21	Mandya	Maddur	KOOLAGERE	GP	Horse Gram (kulthi/kultha)	RF	435	4	636.99				
22	Mandya	Maddur	KOPPA	GP	Horse Gram (kulthi/kultha)	RF	182	4	651.18				



Government of Karnataka
Directorate of Economics and Statistics
GP Level Average Yield data for Rabi season 2018-19

S.N	District	Taluk	Insurance Unit (Hobli/ GP)	GP / HOBLI	Crop	IRR_RF	Area_Sown_Ha	No_CCE_Co nducted	Average Yield(Kg/Ha)	Name_Of_Higher_Level	No_cce Conducted_Higher	Higher average Yield(Kg/Ha)	Neighbouring Yield
23	Mandya	Maddur	KOWDLEY	GP	Horse Gram (kulthi/kultha)	RF	344			Hobli Level	6	621.22	
24	Mandya	Maddur	KYATHAGHATTA	GP	Horse Gram (kulthi/kultha)	RF	25	4	917.01				
25	Mandya	Maddur	MADARAHALLI	GP	Horse Gram (kulthi/kultha)	RF	86	4	1040.62				
26	Mandya	Maddur	Maddur (ULB)	GP	Horse Gram (kulthi/kultha)	RF	0			Hobli Level	10	691.98	
27	Mandya	Maddur	MALLANAKUPPE	GP	Horse Gram (kulthi/kultha)	RF	249	4	490.51				
28	Mandya	Maddur	MARALIGA	GP	Horse Gram (kulthi/kultha)	RF	339	4	562.88				
29	Mandya	Maddur	MENASAGERE	GP	Horse Gram (kulthi/kultha)	RF	1			Hobli Level	9	767.33	
30	Mandya	Maddur	NAGARAKERE	GP	Horse Gram (kulthi/kultha)	RF	1			Hobli Level	24	675.23	
31	Mandya	Maddur	NIDAGHATTA	GP	Horse Gram (kulthi/kultha)	RF	1			Hobli Level	28	503.42	
32	Mandya	Maddur	NILAVAGILU	GP	Horse Gram (kulthi/kultha)	RF	273	4	618.07				
33	Mandya	Maddur	S.I.HONNALAGER E	GP	Horse Gram (kulthi/kultha)	RF	123			Hobli Level	9	767.33	

Government of Karnataka
Directorate of Economics and Statistics
GP Level Average Yield data for Rabi season 2018-19

S.N	District	Taluk	Insurance Unit (Hobli/ GP)	GP / HOBLI	Crop	IRR_RF	Area_Sown_Ha	No_CCE_Co nducted	Average Yield(Kg/Ha)	Name_Of_Higher_Level	No_cce Conducted_Higher	Higher average Yield(Kg/Ha)	Neighbouring Yield
34	Mandya	Maddur	SADOLALU	GP	Horse Gram (kulthi/kultha)	RF	1			Hobli Level	24	678.02	
35	Mandya	Maddur	SOMANAHALLI	GP	Horse Gram (kulthi/kultha)	RF	1			Hobli Level	52	612.37	
36	Mandya	Maddur	THAGGAHALLI	GP	Horse Gram (kulthi/kultha)	RF	571	4	936.56				
37	Mandya	Maddur	VALAGEREHALLI	GP	Horse Gram (kulthi/kultha)	RF	0			Hobli Level	10	691.98	
38	Mandya	Maddur	YADAGANAHALLI	GP	Horse Gram (kulthi/kultha)	RF	76	4	308.40				
39	Mandya	Mandya	ALAKERE	GP	Horse Gram (kulthi/kultha)	RF	0			Hobli Level	4	659.06	
40	Mandya	Mandya	B.HOSUR	GP	Horse Gram (kulthi/kultha)	RF	7	4	796.24				
41	Mandya	Mandya	BABY	GP	Horse Gram (kulthi/kultha)	RF	786	4	305.88				
42	Mandya	Mandya	BASARALU	GP	Horse Gram (kulthi/kultha)	RF	834	4	320.04				
43	Mandya	Mandya	BELUR	GP	Horse Gram (kulthi/kultha)	RF	0			Hobli Level	20	723.89	
44	Mandya	Mandya	BEVINAHALLY	GP	Horse Gram (kulthi/kultha)	RF	194	4	111.95				

Government of Karnataka
Directorate of Economics and Statistics
GP Level Average Yield data for Rabi season 2018-19

S.N	District	Taluk	Insurance Unit (Hobli/ GP)	GP / HOBLI	Crop	IRR_RF	Area_Sown_Ha	No_CCE_Co nducted	Average Yield(Kg/Ha)	Name_Of_Higher_Level	No_cce Conducted_Higher	Higher average Yield(Kg/Ha)	Neighbouring Yield
45	Mandya	Mandya	BEVUKALLU	GP	Horse Gram (kulthi/kultha)	RF	590	4	323.22				
46	Mandya	Mandya	CHANDAGALU(B)	GP	Horse Gram (kulthi/kultha)	RF	0			Hobli Level	20	360.74	
47	Mandya	Mandya	CHANDAGALU(D)	GP	Horse Gram (kulthi/kultha)	RF	0			Taluk Level	60	459.39	
48	Mandya	Mandya	DODDAGURDANA HALLY	GP	Horse Gram (kulthi/kultha)	RF	385	4	387.87				
49	Mandya	Mandya	DUDDA	GP	Horse Gram (kulthi/kultha)	RF	356	4	340.57				
50	Mandya	Mandya	G.MALLIGERE	GP	Horse Gram (kulthi/kultha)	RF	486			Hobli Level	12	404.56	
51	Mandya	Mandya	GANADALU	GP	Horse Gram (kulthi/kultha)	RF	0			Taluk Level	60	459.39	
52	Mandya	Mandya	H.MALLIGERE	GP	Horse Gram (kulthi/kultha)	RF	1			Taluk Level	60	459.39	
53	Mandya	Mandya	HALLEGERE	GP	Horse Gram (kulthi/kultha)	RF	0			Hobli Level	20	350.99	
54	Mandya	Mandya	HALUVADI	GP	Horse Gram (kulthi/kultha)	RF	0			Hobli Level	4	914.64	
55	Mandya	Mandya	HANAKERE	GP	Horse Gram (kulthi/kultha)	RF	0			Taluk Level	60	459.39	

Government of Karnataka
Directorate of Economics and Statistics
GP Level Average Yield data for Rabi season 2018-19

S.N	District	Taluk	Insurance Unit (Hobli/ GP)	GP / HOBLI	Crop	IRR_RF	Area_Sown_Ha	No_CCE_Co nducted	Average Yield(Kg/Ha)	Name_Of_Higher_Level	No_cce Conducted_Higher	Higher average Yield(Kg/Ha)	Neighbouring Yield
56	Mandya	Mandya	HODAGHATTA	GP	Horse Gram (kulthi/kultha)	RF	0			Hobli Level	8	750.51	
57	Mandya	Mandya	HOLALU	GP	Horse Gram (kulthi/kultha)	RF	0			Taluk Level	60	459.39	
58	Mandya	Mandya	HULIVANA	GP	Horse Gram (kulthi/kultha)	RF	0			Hobli Level	8	704.79	
59	Mandya	Mandya	HULLENAHALLY	GP	Horse Gram (kulthi/kultha)	RF	0			Hobli Level	12	404.56	
60	Mandya	Mandya	INDUVALU	GP	Horse Gram (kulthi/kultha)	RF	0			Hobli Level	16	342.38	
61	Mandya	Mandya	KAMABADAHALLY	GP	Horse Gram (kulthi/kultha)	RF	1			Hobli Level	6	336.36	
62	Mandya	Mandya	KEELARA	GP	Horse Gram (kulthi/kultha)	RF	0			Hobli Level	4	659.06	
63	Mandya	Mandya	KERAGODU	GP	Horse Gram (kulthi/kultha)	RF	0			Hobli Level	4	796.24	
64	Mandya	Mandya	KOTHAHI	GP	Horse Gram (kulthi/kultha)	RF	338	4	126.14				
65	Mandya	Mandya	MANAGALA	GP	Horse Gram (kulthi/kultha)	RF	6	4	914.64				
66	Mandya	Mandya	MARACHAKANAHALLY	GP	Horse Gram (kulthi/kultha)	RF	329			Hobli Level	12	404.56	
67	Mandya	Mandya	MARAGOWDANA HALLY	GP	Horse Gram (kulthi/kultha)	RF	0			Hobli Level	8	727.65	

Government of Karnataka
Directorate of Economics and Statistics
GP Level Average Yield data for Rabi season 2018-19

S.N	District	Taluk	Insurance Unit (Hobli/ GP)	GP / HOBLI	Crop	IRR_RF	Area_Sown_Ha	No_CCE_Co nducted	Average Yield(Kg/Ha)	Name_Of_Higher_Level	No_cce Conducted_Higher	Higher average Yield(Kg/Ha)	Neighbouring Yield
68	Mandya	Mandya	MUDAGANDOOR	GP	Horse Gram (kulthi/kultha)	RF	300			Hobli Level	12	404.56	
69	Mandya	Mandya	MUTHEGERE	GP	Horse Gram (kulthi/kultha)	RF	763	4	592.84				
70	Mandya	Mandya	SANTHEKASALGERE	GP	Horse Gram (kulthi/kultha)	RF	0			Hobli Level	4	914.64	
71	Mandya	Mandya	SATHANUR	GP	Horse Gram (kulthi/kultha)	RF	0			Taluk Level	60	459.39	
72	Mandya	Mandya	SHIVALLY	GP	Horse Gram (kulthi/kultha)	RF	1			Hobli Level	12	404.56	
73	Mandya	Mandya	SHIVAPURA	GP	Horse Gram (kulthi/kultha)	RF	726	4	331.11				
74	Mandya	Mandya	SUNAGANAHALLY	GP	Horse Gram (kulthi/kultha)	RF	0			Hobli Level	4	914.64	
75	Mandya	Mandya	THAGGAHALLY	GP	Horse Gram (kulthi/kultha)	RF	0			Hobli Level	4	914.64	
76	Mandya	Mandya	THUBINAKERE	GP	Horse Gram (kulthi/kultha)	RF	75	4	725.28				
77	Mandya	Mandya	UMMADAHALLY	GP	Horse Gram (kulthi/kultha)	RF	0			Taluk Level	60	459.39	
78	Mandya	Mandya	UPPARKANAHALLY	GP	Horse Gram (kulthi/kultha)	RF	248	4	659.06				

Government of Karnataka
Directorate of Economics and Statistics
GP Level Average Yield data for Rabi season 2018-19

S.N	District	Taluk	Insurance Unit (Hobli/ GP)	GP / HOBLI	Crop	IRR_RF	Area_Sown_Ha	No_CCE_Co nducted	Average Yield(Kg/Ha)	Name_Of_Higher_Level	No_cce Conducted_Higher	Higher average Yield(Kg/Ha)	Neighbouring Yield
79	Mandya	Mandya	YELIYUR	GP	Horse Gram (kulthi/kultha)	RF	15			Hobli Level	16	342.38	
80	Mandya	Nagmangala	ANCHECHITTANH ALLI	GP	Horse Gram (kulthi/kultha)	RF	167	4	223.95				
81	Mandya	Nagmangala	ARANI	GP	Horse Gram (kulthi/kultha)	RF	1			Hobli Level	10	237.39	
82	Mandya	Nagmangala	BELLUR	GP	Horse Gram (kulthi/kultha)	RF	648	4	270.25				
83	Mandya	Nagmangala	BHIMANAHALLI	GP	Horse Gram (kulthi/kultha)	RF	875	4	324.80				
84	Mandya	Nagmangala	BINDIGANVELE	GP	Horse Gram (kulthi/kultha)	RF	12	4	327.96				
85	Mandya	Nagmangala	BOGADHI	GP	Horse Gram (kulthi/kultha)	RF	623	4	223.89				
86	Mandya	Nagmangala	BRAMHADEVARA HALLI	GP	Horse Gram (kulthi/kultha)	RF	179	4	290.11				
87	Mandya	Nagmangala	CHINYA	GP	Horse Gram (kulthi/kultha)	RF	573	4	200.24				
88	Mandya	Nagmangala	CHUNCHANAHALLI	GP	Horse Gram (kulthi/kultha)	RF	0			Hobli Level	10	237.39	
89	Mandya	Nagmangala	DEVALAPURA	GP	Horse Gram (kulthi/kultha)	RF	830	4	282.42				

Government of Karnataka
Directorate of Economics and Statistics
GP Level Average Yield data for Rabi season 2018-19

S.N	District	Taluk	Insurance Unit (Hobli/ GP)	GP / HOBLI	Crop	IRR_Rf	Area_Sown_Ha	No_CCE_Co nducted	Average Yield(Kg/Ha)	Name_Of_Higher_Level	No_cce Conducted_Higher	Higher average Yield(Kg/Ha)	Neighbouring Yield
90	Mandya	Nagmangala	DEVARAMALLAN AYAKANAHALLI	GP	Horse Gram (kulthi/kultha)	RF	833			Hobli Level	14	389.74	
91	Mandya	Nagmangala	DODDABALA	GP	Horse Gram (kulthi/kultha)	RF	89	4	387.87				
92	Mandya	Nagmangala	GONDENAHALLI	GP	Horse Gram (kulthi/kultha)	RF	8	4	567.93				
93	Mandya	Nagmangala	HARADANAHALLI	GP	Horse Gram (kulthi/kultha)	RF	291	4	476.42				
94	Mandya	Nagmangala	HONAKERE	GP	Horse Gram (kulthi/kultha)	RF	655	4	201.82				
95	Mandya	Nagmangala	HONNAVARA	GP	Horse Gram (kulthi/kultha)	RF	256	4	575.97				
96	Mandya	Nagmangala	HULIKERE	GP	Horse Gram (kulthi/kultha)	RF	336	4	266.46				
97	Mandya	Nagmangala	JAVARANAHALLI	GP	Horse Gram (kulthi/kultha)	RF	89			Hobli Level	30	266.41	
98	Mandya	Nagmangala	KADABAHALLI	GP	Horse Gram (kulthi/kultha)	RF	84			Hobli Level	30	411.50	
99	Mandya	Nagmangala	KALINGANAHALLI	GP	Horse Gram (kulthi/kultha)	RF	1			Hobli Level	10	237.39	
100	Mandya	Nagmangala	KANTHAPURA	GP	Horse Gram (kulthi/kultha)	RF	496	4	220.74				

Government of Karnataka
Directorate of Economics and Statistics
GP Level Average Yield data for Rabi season 2018-19

S.N	District	Taluk	Insurance Unit (Hobli/ GP)	GP / HOBLI	Crop	IRR_RF	Area_Sown_Ha	No_CCE_Co nducted	Average Yield(Kg/Ha)	Name_Of_Higher_Level	No_cce Conducted_Higher	Higher average Yield(Kg/Ha)	Neighbouring Yield
101	Mandya	Nagmangala	KARADAHALLI	GP	Horse Gram (kulthi/kultha)	RF	22	4	409.00				
102	Mandya	Nagmangala	LALANAKERE	GP	Horse Gram (kulthi/kultha)	RF	53	4	489.09				
103	Mandya	Nagmangala	MANNAHALLI	GP	Horse Gram (kulthi/kultha)	RF	434	4	344.04				
104	Mandya	Nagmangala	MAYIGONAHALLI	GP	Horse Gram (kulthi/kultha)	RF	109	4	180.06				
105	Mandya	Nagmangala	Nagamangala(ULB)	GP	Horse Gram (kulthi/kultha)	RF	124	4	221.53				
106	Mandya	Nagmangala	NALLIGERE	GP	Horse Gram (kulthi/kultha)	RF	256	4	134.02				
107	Mandya	Nagmangala	PALAGRAHARA	GP	Horse Gram (kulthi/kultha)	RF	862	4	577.07				
108	Mandya	Nagmangala	TUPPADAMADU	GP	Horse Gram (kulthi/kultha)	RF	1			Hobli Level	32	314.34	
109	Mandya	Pandavapura	ARALAKUPPE	GP	Horse Gram (kulthi/kultha)	RF	45	4	365.79				
110	Mandya	Pandavapura	BALAGATTA	GP	Horse Gram (kulthi/kultha)	RF	185	4	701.63				
111	Mandya	Pandavapura	BANANGADI	GP	Horse Gram (kulthi/kultha)	RF	52	4	331.11				

Government of Karnataka
Directorate of Economics and Statistics
GP Level Average Yield data for Rabi season 2018-19

S.N	District	Taluk	Insurance Unit (Hobli/ GP)	GP / HOBLI	Crop	IRR_RF	Area_Sown_Ha	No_CCE_Conducted	Average Yield(Kg/Ha)	Name_Of_Higher_Level	No_cce_Conducted_Higher	Higher average Yield(Kg/Ha)	Neighbouring Yield
112	Mandya	Pandavapura	CINAKURALI	GP	Horse Gram (kulthi/kultha)	RF	98	4	354.44				
113	Mandya	Pandavapura	DINKA	GP	Horse Gram (kulthi/kultha)	RF	82	4	195.51				
114	Mandya	Pandavapura	DODABYADARAH ALLI	GP	Horse Gram (kulthi/kultha)	RF	12	4	403.64				
115	Mandya	Pandavapura	GUMANAHALLI	GP	Horse Gram (kulthi/kultha)	RF	40	4	597.57				
116	Mandya	Pandavapura	HALLEBEDU	GP	Horse Gram (kulthi/kultha)	RF	132	4	428.86				
117	Mandya	Pandavapura	HARAVU	GP	Horse Gram (kulthi/kultha)	RF	15	4	375.25				
118	Mandya	Pandavapura	HEREMARALLI	GP	Horse Gram (kulthi/kultha)	RF	11			Hobli Level	24	355.77	
119	Mandya	Pandavapura	HONAGANAHALLI	GP	Horse Gram (kulthi/kultha)	RF	98	4	387.87				
120	Mandya	Pandavapura	JAKANAHALLI	GP	Horse Gram (kulthi/kultha)	RF	201	4	361.54				
121	Mandya	Pandavapura	KANAGANAMARA DI	GP	Horse Gram (kulthi/kultha)	RF	58	4	249.12				
122	Mandya	Pandavapura	KATTERI	GP	Horse Gram (kulthi/kultha)	RF	76	4	229.25				
123	Mandya	Pandavapura	KENNALU	GP	Horse Gram (kulthi/kultha)	RF	148	4	420.98				

Government of Karnataka
Directorate of Economics and Statistics
GP Level Average Yield data for Rabi season 2018-19

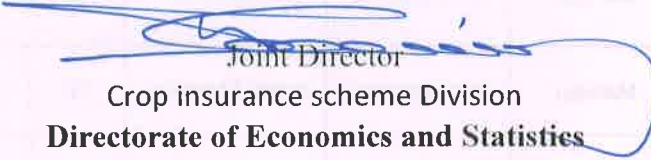
S.N	District	Taluk	Insurance Unit (Hobli/ GP)	GP / HOBLI	Crop	IRR_RF	Area_Sown_Ha	No_CCE_Co nducted	Average Yield(Kg/Ha)	Name_Of_Higher_Level	No_cce Conducted_Higher	Higher average Yield(Kg/Ha)	Neighbouring Yield
124	Mandya	Pandavapura	KURUBARABETT AHALLI	GP	Horse Gram (kulthi/kultha)	RF	182	4	309.03				
125	Mandya	Pandavapura	KYATANAHALLI	GP	Horse Gram (kulthi/kultha)	RF	0			Hobli Level	8	353.97	
126	Mandya	Pandavapura	LAKSHMISAGARA	GP	Horse Gram (kulthi/kultha)	RF	40	4	296.42				
127	Mandya	Pandavapura	MANIKYANAHALLI	GP	Horse Gram (kulthi/kultha)	RF	131	4	222.63				
128	Mandya	Pandavapura	NARAYANAPURA	GP	Horse Gram (kulthi/kultha)	RF	187	4	409.95				
129	Mandya	Pandavapura	SUNKATHONNUR	GP	Horse Gram (kulthi/kultha)	RF	12			Hobli Level	25	433.02	
130	Mandya	Pandavapura	TIRUMALASAGAR A	GP	Horse Gram (kulthi/kultha)	RF	90	4	409.94				
131	Mandya	Srirangapatna	ARAKERE	GP	Horse Gram (kulthi/kultha)	RF	360	4	27.47				
132	Mandya	Srirangapatna	BALLEKERE	GP	Horse Gram (kulthi/kultha)	RF	85	4	457.25				
133	Mandya	Srirangapatna	BALLENAHALLI	GP	Horse Gram (kulthi/kultha)	RF	0			Taluk Level	49	348.70	
134	Mandya	Srirangapatna	CHIKKA ANKANAHALLI	GP	Horse Gram (kulthi/kultha)	RF	185	4	443.05				

Government of Karnataka
Directorate of Economics and Statistics
GP Level Average Yield data for Rabi season 2018-19

S.N	District	Taluk	Insurance Unit (Hobli/ GP)	GP / HOBLI	Crop	IRR_RF	Area_Sown_Ha	No_CCE_Co nducted	Average Yield(Kg/Ha)	Name_Of_Higher_Level	No_cce Conducted_Higher	Higher average Yield(Kg/Ha)	Neighbouring Yield
135	Mandya	Srirangapatna	DARASAGUPPE	GP	Horse Gram (kulthi/kultha)	RF	0			Taluk Level	49	348.70	
136	Mandya	Srirangapatna	GAMANAHALLI	GP	Horse Gram (kulthi/kultha)	RF	325	4	0.00				
137	Mandya	Srirangapatna	HULIKERE	GP	Horse Gram (kulthi/kultha)	RF	86			Taluk Level	49	348.70	
138	Mandya	Srirangapatna	K.SHETTAHALLI	GP	Horse Gram (kulthi/kultha)	RF	30			Hobli Level	7	367.60	
139	Mandya	Srirangapatna	KODIYALA	GP	Horse Gram (kulthi/kultha)	RF	85	4	332.68				
140	Mandya	Srirangapatna	MAHADEVAPURA	GP	Horse Gram (kulthi/kultha)	RF	25	4	384.40				
141	Mandya	Srirangapatna	MELAPURA;	GP	Horse Gram (kulthi/kultha)	RF	52	4	529.77				
142	Mandya	Srirangapatna	MUNDUGADORE	GP	Horse Gram (kulthi/kultha)	RF	4	4	504.54				
143	Mandya	Srirangapatna	NAGUVANAHALLI	GP	Horse Gram (kulthi/kultha)	RF	125	4	214.43				
144	Mandya	Srirangapatna	PALAHALLI	GP	Horse Gram (kulthi/kultha)	RF	0			Taluk Level	49	348.70	
145	Mandya	Srirangapatna	SABBANAKUPPE	GP	Horse Gram (kulthi/kultha)	RF	45	4	290.12				

Government of Karnataka
Directorate of Economics and Statistics
GP Level Average Yield data for Rabi season 2018-19

S.N	District	Taluk	Insurance Unit (Hobli/ GP)	GP / HOBLI	Crop	IRR_RF	Area_Sown_Ha	No_CCE_Co nducted	Average Yield(Kg/Ha)	Name_Of_Higher_Level	No_cce Conducted_Higher	Higher average Yield(Kg/Ha)	Neighbouring Yield
146	Mandya	Srirangapatna	T.M.HOSOORU	GP	Horse Gram (kulthi/kultha)	RF	65			Hobli Level	33	354.80	
147	Mandya	Srirangapatna	TADAGAVADI	GP	Horse Gram (kulthi/kultha)	RF	120	4	416.25				


Joint Director
Crop insurance scheme Division
Directorate of Economics and Statistics

Government of Karnataka
Directorate of Economics and Statistics
GP Level Average Yield data for Rabi season 2018-19

S.N	District	Taluk	Insurance Unit (Hobli/ GP)	GP / HOBLI	Crop	IRR... RF	Area Sown Ha	No_CCE_Co nducted	Average Yield(Kg/Ha)	Name_Of_Higher_Level	No_cce Conducted_Higher	Higher average Yield(Kg/Ha)	Neighbouring Yield
1	Mysuru	Heggadadevankote	ALANAHALLI	GP	Horse Gram (kulthi/kultha)	RF	150	4	378.41				
2	Mysuru	Heggadadevankote	ANNURU	GP	Horse Gram (kulthi/kultha)	RF	70	4	501.39				
3	Mysuru	Heggadadevankote	ANTHARASANTHE	GP	Horse Gram (kulthi/kultha)	RF	120	4	365.80				
4	Mysuru	Heggadadevankote	B.MATAKERE	GP	Horse Gram (kulthi/kultha)	RF	250	4	435.17				
5	Mysuru	Heggadadevankote	BACHEGOWDANAHALLI	GP	Horse Gram (kulthi/kultha)	RF	250	4	513.06				
6	Mysuru	Heggadadevankote	BEECHANAHALLI	GP	Horse Gram (kulthi/kultha)	RF	40	4	309.66				
7	Mysuru	Heggadadevankote	BHEEMANAHALLI	GP	Horse Gram (kulthi/kultha)	RF	190	4	510.85				
8	Mysuru	Heggadadevankote	BIDARAHALLI	GP	Horse Gram (kulthi/kultha)	RF	200	4	517.16				
9	Mysuru	Heggadadevankote	CHAKKODANAHALLI	GP	Horse Gram (kulthi/kultha)	RF	60	4	800.96				
10	Mysuru	Heggadadevankote	CHIKKEREYLOORU	GP	Horse Gram (kulthi/kultha)	RF	250	4	614.91				
11	Mysuru	Heggadadevankote	G.B. SARAGURU	GP	Horse Gram (kulthi/kultha)	RF	250	4	512.43				

Government of Karnataka
Directorate of Economics and Statistics
GP Level Average Yield data for Rabi season 2018-19

S.N	District	Taluk	Insurance Unit (Hobli/ GP)	GP / HOBLI	Crop	IRR_RF	Area_Sown_Ha	No_CCE_Co nducted	Average Yield(Kg/Ha)	Name_Of_Higher_Level	No_cce Conducted_Higher	Higher average Yield(Kg/Ha)	Neighbouring Yield
12	Mysuru	Heggadadevankote	HADANURU	GP	Horse Gram (kulthi/kultha)	RF	120	4	350.03				
13	Mysuru	Heggadadevankote	HAMPAPURA	GP	Horse Gram (kulthi/kultha)	RF	280	4	255.43				
14	Mysuru	Heggadadevankote	HANCHIPURA	GP	Horse Gram (kulthi/kultha)	RF	140	4	476.16				
15	Mysuru	Heggadadevankote	HEBBALAGUPPE	GP	Horse Gram (kulthi/kultha)	RF	50	4	372.10				
16	Mysuru	Heggadadevankote	HEGGANURU	GP	Horse Gram (kulthi/kultha)	RF	190	4	450.94				
17	Mysuru	Heggadadevankote	HIREHALLI	GP	Horse Gram (kulthi/kultha)	RF	100	4	441.48				
18	Mysuru	Heggadadevankote	HOMMARAGALLI	GP	Horse Gram (kulthi/kultha)	RF	290	4	398.91				
19	Mysuru	Heggadadevankote	HOSAHOLALU	GP	Horse Gram (kulthi/kultha)	RF	100	4	420.98				
20	Mysuru	Heggadadevankote	HYRIGE	GP	Horse Gram (kulthi/kultha)	RF	60	4	391.02				
21	Mysuru	Heggadadevankote	K.BELTHURU	GP	Horse Gram (kulthi/kultha)	RF	250	4	499.50				
22	Mysuru	Heggadadevankote	KALLAMBALU	GP	Horse Gram (kulthi/kultha)	RF	310	4	648.97				

Government of Karnataka
Directorate of Economics and Statistics
GP Level Average Yield data for Rabi season 2018-19

S.N	District	Taluk	Insurance Unit (Hobli/ GP)	GP / HOBLI	Crop	IRR_RF	Area_Sown_Ha	No_CCE_Co nducted	Average Yield(Kg/Ha)	Name_Of_Higher_Level	No_cce Conducted_Higher	Higher average Yield(Kg/Ha)	Neighbouring Yield
23	Mysuru	Heggadadevankote	KANCHMALLI	GP	Horse Gram (kulthi/kultha)	RF	120	4	517.16				
24	Mysuru	Heggadadevankote	KOTHEGALA	GP	Horse Gram (kulthi/kultha)	RF	200	4	660.95				
25	Mysuru	Heggadadevankote	KYATHANAHALLI	GP	Horse Gram (kulthi/kultha)	RF	250	4	365.80				
26	Mysuru	Heggadadevankote	M.C.THOLALU	GP	Horse Gram (kulthi/kultha)	RF	150	4	590.32				
27	Mysuru	Heggadadevankote	MADAPURA	GP	Horse Gram (kulthi/kultha)	RF	200	4	567.61				
28	Mysuru	Heggadadevankote	MANUGANAHALLI	GP	Horse Gram (kulthi/kultha)	RF	220	4	522.84				
29	Mysuru	Heggadadevankote	N.BEGURU	GP	Horse Gram (kulthi/kultha)	RF	20	4	753.66				
30	Mysuru	Heggadadevankote	N.BELLATHURU	GP	Horse Gram (kulthi/kultha)	RF	120	4	343.72				
31	Mysuru	Heggadadevankote	NAGANAHALLI	GP	Horse Gram (kulthi/kultha)	RF	125	4	381.56				
32	Mysuru	Heggadadevankote	NOORALAKUPPE	GP	Horse Gram (kulthi/kultha)	RF	50	4	539.23				
33	Mysuru	Heggadadevankote	PADUKOTE KAVAL	GP	Horse Gram (kulthi/kultha)	RF	60	4	564.46				

Government of Karnataka
Directorate of Economics and Statistics
GP Level Average Yield data for Rabi season 2018-19

S.N	District	Taluk	Insurance Unit (Hobli/ GP)	GP / HOBLI	Crop	IRR_RF	Area_Sown_Ha	No_CCE_Co nducted	Average Yield(Kg/Ha)	Name_Of _Higher_ Level	No_cce Conducted_ Higher	Higher average Yield(Kg/Ha)	Neighbouring Yield
34	Mysuru	Heggadadevankote	SAGARE	GP	Horse Gram (kulthi/kultha)	RF	150	4	819.57				
35	Mysuru	Heggadadevankote	SAVVE	GP	Horse Gram (kulthi/kultha)	RF	85	4	580.22				
36	Mysuru	Heggadadevankote	THUMBASOGE	GP	Horse Gram (kulthi/kultha)	RF	100	4	422.56				
37	Mysuru	K.R.Nagar	ANKANAHALLI	GP	Horse Gram (kulthi/kultha)	RF	53	4	540.81				
38	Mysuru	K.R.Nagar	BHERYA	GP	Horse Gram (kulthi/kultha)	RF	47	4	387.87				
39	Mysuru	K.R.Nagar	BYADARAHALLI	GP	Horse Gram (kulthi/kultha)	RF	93			Hobli Level	10	556.64	
40	Mysuru	K.R.Nagar	CHANAMGERE	GP	Horse Gram (kulthi/kultha)	RF	82	4	819.89				
41	Mysuru	K.R.Nagar	DORNAHALLI (DODDEKOPPALU)	GP	Horse Gram (kulthi/kultha)	RF	64			Hobli Level	14	382.01	
42	Mysuru	K.R.Nagar	GANDHANAHALLI	GP	Horse Gram (kulthi/kultha)	RF	38	4	567.71				
43	Mysuru	K.R.Nagar	HALIYURU	GP	Horse Gram (kulthi/kultha)	RF	52	4	540.81				
44	Mysuru	K.R.Nagar	HANASOGE	GP	Horse Gram (kulthi/kultha)	RF	103			Hobli Level	25	602.05	

Government of Karnataka
Directorate of Economics and Statistics
GP Level Average Yield data for Rabi season 2018-19

S.N	District	Taluk	Insurance Unit (Hobli/ GP)	GP / HOBLI	Crop	IRR_RF	Area_Sown_Ha	No_CCE_Co nducted	Average Yield(Kg/Ha)	Name_Of_Higher_Level	No_cce Conducted_Higher	Higher average Yield(Kg/Ha)	Neighbouring Yield
45	Mysuru	K.R.Nagar	HARADANAHALLI	GP	Horse Gram (kulthi/kultha)	RF	22	4	362.64				
46	Mysuru	K.R.Nagar	HEBBALU	GP	Horse Gram (kulthi/kultha)	RF	7			Hobli Level	10	556.64	
47	Mysuru	K.R.Nagar	HONNENAHALLI	GP	Horse Gram (kulthi/kultha)	RF	80	4	722.13				
48	Mysuru	K.R.Nagar	HOSAAGRAHARA	GP	Horse Gram (kulthi/kultha)	RF	82	4	460.40				
49	Mysuru	K.R.Nagar	HOSAKOTE	GP	Horse Gram (kulthi/kultha)	RF	99	4	646.45				
50	Mysuru	K.R.Nagar	KARPURAVALLI	GP	Horse Gram (kulthi/kultha)	RF	91	4	426.03				
51	Mysuru	K.R.Nagar	KEGGERE	GP	Horse Gram (kulthi/kultha)	RF	54	4	204.97				
52	Mysuru	K.R.Nagar	KESTHURU	GP	Horse Gram (kulthi/kultha)	RF	10	4	386.29				
53	Mysuru	K.R.Nagar	LAKSHMIPURA	GP	Horse Gram (kulthi/kultha)	RF	46	4	460.40				
54	Mysuru	K.R.Nagar	LALANDEVANAHALLI	GP	Horse Gram (kulthi/kultha)	RF	45	4	614.91				
55	Mysuru	K.R.Nagar	MAVATHURU	GP	Horse Gram (kulthi/kultha)	RF	185	4	577.07				

Government of Karnataka
Directorate of Economics and Statistics
GP Level Average Yield data for Rabi season 2018-19

S.N	District	Taluk	Insurance Unit (Hobli/ GP)	GP / HOBLI	Crop	IRR_RF	Area_Sown_Ha	No_CCE_Co nducted	Average Yield(Kg/Ha)	Name_Of_Higher_Level	No_cce Conducted_Higher	Higher average Yield(Kg/Ha)	Neighbouring Yield
56	Mysuru	K.R.Nagar	MAYIGOWDANAH ALLI	GP	Horse Gram (kulthi/kultha)	RF	146	4	791.51				
57	Mysuru	K.R.Nagar	MELURU	GP	Horse Gram (kulthi/kultha)	RF	85	4	173.44				
58	Mysuru	K.R.Nagar	MIRLE	GP	Horse Gram (kulthi/kultha)	RF	40	4	409.94				
59	Mysuru	K.R.Nagar	MUNJANAHALLI	GP	Horse Gram (kulthi/kultha)	RF	111	4	555.00				
60	Mysuru	K.R.Nagar	NARACHANAHALLI	GP	Horse Gram (kulthi/kultha)	RF	152	4	264.89				
61	Mysuru	K.R.Nagar	SHEEGAVALU	GP	Horse Gram (kulthi/kultha)	RF	93	4	334.26				
62	Mysuru	K.R.Nagar	SIDDAPURA	GP	Horse Gram (kulthi/kultha)	RF	61	4	546.36				
63	Mysuru	K.R.Nagar	THANDRE	GP	Horse Gram (kulthi/kultha)	RF	117	4	70.99				
64	Mysuru	K.R.Nagar	THIPPURU	GP	Horse Gram (kulthi/kultha)	RF	39	4	255.43				
65	Mysuru	Mysuru	ANANDURU	GP	Horse Gram (kulthi/kultha)	RF	140	4	227.05				
66	Mysuru	Mysuru	BEERIHUNDI	GP	Horse Gram (kulthi/kultha)	RF	86	4	515.95				

Government of Karnataka
Directorate of Economics and Statistics
GP Level Average Yield data for Rabi season 2018-19

S.N	District	Taluk	Insurance Unit (Hobli/ GP)	GP / HOBLI	Crop	IRR_RF	Area_Sown_Ha	No_CCE_Co nducted	Average Yield(Kg/Ha)	Name_Of_Higher_Level	No_cce Conducted_Higher	Higher average Yield(Kg/Ha)	Neighbouring Yield
67	Mysuru	Mysuru	BELAWADI	GP	Horse Gram (kulthi/kultha)	RF	35	4	594.42				
68	Mysuru	Mysuru	DEVALAPURA	GP	Horse Gram (kulthi/kultha)	RF	23	4	165.56				
69	Mysuru	Mysuru	DODDAMARAGO W DANAHALLI	GP	Horse Gram (kulthi/kultha)	RF	77	4	331.11				
70	Mysuru	Mysuru	DOORA	GP	Horse Gram (kulthi/kultha)	RF	250	4	267.41				
71	Mysuru	Mysuru	GOPALAPURA	GP	Horse Gram (kulthi/kultha)	RF	282	4	435.17				
72	Mysuru	Mysuru	GUNGRALCHATH RA	GP	Horse Gram (kulthi/kultha)	RF	442	4	241.24				
73	Mysuru	Mysuru	HANCHYA	GP	Horse Gram (kulthi/kultha)	RF	2	4	392.92				
74	Mysuru	Mysuru	HAROHALLI (MELLAHALLI)	GP	Horse Gram (kulthi/kultha)	RF	21			Hobli Level	18	402.23	
75	Mysuru	Mysuru	HAROHALLI(J)	GP	Horse Gram (kulthi/kultha)	RF	280	4	294.21				
76	Mysuru	Mysuru	HOSAHUNDI	GP	Horse Gram (kulthi/kultha)	RF	4			Hobli Level	22	397.57	
77	Mysuru	Mysuru	JAYAPURA	GP	Horse Gram (kulthi/kultha)	RF	368	4	343.46				

Government of Karnataka
Directorate of Economics and Statistics
GP Level Average Yield data for Rabi season 2018-19

S.N	District	Taluk	Insurance Unit (Hobli/ GP)	GP / HOBLI	Crop	IRR_RF	Area_Sown_Ha	No_CCE_Co nducted	Average Yield(Kg/Ha)	Name_Of_Higher_Level	No_cce Conducted_Higher	Higher average Yield(Kg/Ha)	Neighbouring Yield
78	Mysuru	Mysuru	KEELANAPURA	GP	Horse Gram (kulthi/kultha)	RF	18	4	674.83				
79	Mysuru	Mysuru	KOORGALLI	GP	Horse Gram (kulthi/kultha)	RF	55	4	94.60				
80	Mysuru	Mysuru	MARBALLI	GP	Horse Gram (kulthi/kultha)	RF	288	4	207.07				
81	Mysuru	Mysuru	NAGAWALA	GP	Horse Gram (kulthi/kultha)	RF	80	4	274.66				
82	Mysuru	Mysuru	SINDHUVALLI	GP	Horse Gram (kulthi/kultha)	RF	338	4	280.65				
83	Mysuru	Mysuru	SOMESHWARAP URA	GP	Horse Gram (kulthi/kultha)	RF	12	4	302.73				
84	Mysuru	Mysuru	UDBOORU	GP	Horse Gram (kulthi/kultha)	RF	150	4	2336.67				
85	Mysuru	Mysuru	VARUNA	GP	Horse Gram (kulthi/kultha)	RF	29	4	452.51				
86	Mysuru	Nanjangud	BADANAVALU	GP	Horse Gram (kulthi/kultha)	RF	123	4	454.09				
87	Mysuru	Nanjangud	BILIGERE	GP	Horse Gram (kulthi/kultha)	RF	47	4	782.50				
88	Mysuru	Nanjangud	DASANURU	GP	Horse Gram (kulthi/kultha)	RF	260	4	176.59				

Government of Karnataka
Directorate of Economics and Statistics
GP Level Average Yield data for Rabi season 2018-19

S.N	District	Taluk	Insurance Unit (Hobli/ GP)	GP / HOBLI	Crop	IRR_RF	Area_Sown_Ha	No_CCE_Co nducted	Average Yield(Kg/Ha)	Name_Of_Higher_Level	No_ccé Conducted_Higher	Higher average Yield(Kg/Ha)	Neighbouring Yield
89	Mysuru	Nanjangud	DEVANURU	GP	Horse Gram (kulthi/kultha)	RF	111	4	588.11				
90	Mysuru	Nanjangud	DEVARASANAHALLI	GP	Horse Gram (kulthi/kultha)	RF	6	4	391.02				
91	Mysuru	Nanjangud	DEVARAYASHETTI IPURA	GP	Horse Gram (kulthi/kultha)	RF	699	4	895.57				
92	Mysuru	Nanjangud	DEVIRAMMANAH ALLI	GP	Horse Gram (kulthi/kultha)	RF	11	4	394.18				
93	Mysuru	Nanjangud	DODDAKAVALAN DE	GP	Horse Gram (kulthi/kultha)	RF	109	4	567.61				
94	Mysuru	Nanjangud	DUGGAHALLI	GP	Horse Gram (kulthi/kultha)	RF	450	4	452.51				
95	Mysuru	Nanjangud	HADINARU	GP	Horse Gram (kulthi/kultha)	RF	151	4	343.72				
96	Mysuru	Nanjangud	HADYA	GP	Horse Gram (kulthi/kultha)	RF	180	4	474.59				
97	Mysuru	Nanjangud	HAGINAVALU	GP	Horse Gram (kulthi/kultha)	RF	447	4	350.94				
98	Mysuru	Nanjangud	HALLARE	GP	Horse Gram (kulthi/kultha)	RF	340	4	542.39				
99	Mysuru	Nanjangud	HARADANAHALLI	GP	Horse Gram (kulthi/kultha)	RF	45	4	636.99				

Government of Karnataka
Directorate of Economics and Statistics
GP Level Average Yield data for Rabi season 2018-19

S.N	District	Taluk	Insurance Unit (Hobli/ GP)	GP / HOBLI	Crop	IRR_RF	Area_Sown_Ha	No_CCE_Co nducted	Average Yield(Kg/Ha)	Name_Of_Higher_Level	No_cce Conducted_Higher	Higher average Yield(Kg/Ha)	Neighbouring Yield
100	Mysuru	Nanjangud	HEDATHALE	GP	Horse Gram (kulthi/kultha)	RF	95	4	488.78				
101	Mysuru	Nanjangud	HEDIYALA	GP	Horse Gram (kulthi/kultha)	RF	599	4	819.89				
102	Mysuru	Nanjangud	HEGGADAHALLI	GP	Horse Gram (kulthi/kultha)	RF	46	4	389.45				
103	Mysuru	Nanjangud	HEMMARAGALA	GP	Horse Gram (kulthi/kultha)	RF	148	4	596.00				
104	Mysuru	Nanjangud	HORALAVADI	GP	Horse Gram (kulthi/kultha)	RF	40			Hobli Level	62	402.45	
105	Mysuru	Nanjangud	HOSAKOTE	GP	Horse Gram (kulthi/kultha)	RF	109			Hobli Level	23	617.52	
106	Mysuru	Nanjangud	HULIMAVU	GP	Horse Gram (kulthi/kultha)	RF	24	4	747.36				
107	Mysuru	Nanjangud	HULLAHALLI	GP	Horse Gram (kulthi/kultha)	RF	0			Hobli Level	36	611.74	
108	Mysuru	Nanjangud	HURA	GP	Horse Gram (kulthi/kultha)	RF	191	4	605.45				
109	Mysuru	Nanjangud	KALALE	GP	Horse Gram (kulthi/kultha)	RF	25	4	345.30				
110	Mysuru	Nanjangud	KARYA	GP	Horse Gram (kulthi/kultha)	RF	387	4	320.07				

Government of Karnataka
Directorate of Economics and Statistics
GP Level Average Yield data for Rabi season 2018-19

S.N	District	Taluk	Insurance Unit (Hobli/ GP)	GP / HOBLI	Crop	IRR_RF	Area_Sown_Ha	No_CCE_Co nducted	Average Yield(Kg/Ha)	Name_Of_Higher_Level	No_cce Conducted_Higher	Higher average Yield(Kg/Ha)	Neighbouring Yield
111	Mysuru	Nanjangud	KASUVINAHALLI	GP	Horse Gram (kulthi/kultha)	RF	958	4	252.27				
112	Mysuru	Nanjangud	KONANURU	GP	Horse Gram (kulthi/kultha)	RF	286	4	305.88				
113	Mysuru	Nanjangud	KUDALAPURA	GP	Horse Gram (kulthi/kultha)	RF	688	4	619.65				
114	Mysuru	Nanjangud	MALLUPURA	GP	Horse Gram (kulthi/kultha)	RF	250	4	277.50				
115	Mysuru	Nanjangud	MARALURU	GP	Horse Gram (kulthi/kultha)	RF	190			Hobli Level	23	617.52	
116	Mysuru	Nanjangud	NAGARLE	GP	Horse Gram (kulthi/kultha)	RF	15	4	354.76				
117	Mysuru	Nanjangud	NALLITHALAPUR A	GP	Horse Gram (kulthi/kultha)	RF	28	4	473.01				
118	Mysuru	Nanjangud	NAVILURU	GP	Horse Gram (kulthi/kultha)	RF	564			Hobli Level	42	393.73	
119	Mysuru	Nanjangud	NERALE	GP	Horse Gram (kulthi/kultha)	RF	17	4	413.09				
120	Mysuru	Nanjangud	RAMPURA	GP	Horse Gram (kulthi/kultha)	RF	235	4	640.14				
121	Mysuru	Nanjangud	SHIRAMMALI	GP	Horse Gram (kulthi/kultha)	RF	23	4	489.31				
122	Mysuru	Nanjangud	SINDHUVALLI	GP	Horse Gram (kulthi/kultha)	RF	331	4	460.40				

Government of Karnataka
Directorate of Economics and Statistics
GP Level Average Yield data for Rabi season 2018-19

S.N	District	Taluk	Insurance Unit (Hobli/ GP)	GP / HOBLI	Crop	IRR_RF	Area_Sown_Ha	No_CCE_Co nducted	Average Yield(Kg/Ha)	Name_Of_Higher_Level	No_cce Conducted_Higher	Higher average Yield(Kg/Ha)	Neighbouring Yield
123	Mysuru	Nanjangud	THAGADURU	GP	Horse Gram (kulthi/kultha)	RF	97	4	372.10				
124	Mysuru	Nanjangud	THANDAVAPURA	GP	Horse Gram (kulthi/kultha)	RF	38	4	715.82				
125	Mysuru	Nanjangud	THAYURU	GP	Horse Gram (kulthi/kultha)	RF	238	4	356.34				
126	Mysuru	Nanjangud	THUMNERALE	GP	Horse Gram (kulthi/kultha)	RF	178	4	977.55				
127	Mysuru	Periyapatana	ATTHIGUDU	GP	Horse Gram (kulthi/kultha)	RF	118	4	1216.58				
128	Mysuru	Periyapatana	AVARTHI	GP	Horse Gram (kulthi/kultha)	RF	61	4	939.71				
129	Mysuru	Periyapatana	BETTADAPURA	GP	Horse Gram (kulthi/kultha)	RF	101	4	946.02				
130	Mysuru	Periyapatana	BETTADATHUNG A	GP	Horse Gram (kulthi/kultha)	RF	95			Hobli Level	29	1040.97	
131	Mysuru	Periyapatana	BHUVANAHALLI	GP	Horse Gram (kulthi/kultha)	RF	95	4	1255.06				
132	Mysuru	Periyapatana	BYLUKUPPE	GP	Horse Gram (kulthi/kultha)	RF	39	4	529.77				
133	Mysuru	Periyapatana	CHANKALKAVAL	GP	Horse Gram (kulthi/kultha)	RF	65	4	964.94				

Government of Karnataka
Directorate of Economics and Statistics
GP Level Average Yield data for Rabi season 2018-19

S.N	District	Taluk	Insurance Unit (Hobli/ GP)	GP / HOBLI	Crop	IRR_Rf	Area_Sown_Ha	No_CCE_Conducted	Average Yield(Kg/Ha)	Name_Of_Higher_Level	No_cce_Conducted_Higher	Higher average Yield(Kg/Ha)	Neighbouring Yield
134	Mysuru	Periyapatana	CHAPPARADAHALLI	GP	Horse Gram (kulthi/kultha)	RF	40	4	1075.00				
135	Mysuru	Periyapatana	CHIKKANERALE	GP	Horse Gram (kulthi/kultha)	RF	51	4	769.43				
136	Mysuru	Periyapatana	CHITTANAHALLI	GP	Horse Gram (kulthi/kultha)	RF	106	4	826.19				
137	Mysuru	Periyapatana	CHOWTHI	GP	Horse Gram (kulthi/kultha)	RF	114			Hobli Level	24	1166.76	
138	Mysuru	Periyapatana	DODDABYALALU	GP	Horse Gram (kulthi/kultha)	RF	151			Hobli Level	28	1296.75	
139	Mysuru	Periyapatana	DODDAKAMARAVALLI	GP	Horse Gram (kulthi/kultha)	RF	38	4	763.12				
140	Mysuru	Periyapatana	HALAGANAHALLI	GP	Horse Gram (kulthi/kultha)	RF	88	4	1081.62				
141	Mysuru	Periyapatana	HANDITHAVALLI	GP	Horse Gram (kulthi/kultha)	RF	101	4	1122.61				
142	Mysuru	Periyapatana	HARADURU	GP	Horse Gram (kulthi/kultha)	RF	121	4	1198.29				
143	Mysuru	Periyapatana	HARANAHALLI	GP	Horse Gram (kulthi/kultha)	RF	62	4	1138.38				
144	Mysuru	Periyapatana	HITNEHEBBAGILU	GP	Horse Gram (kulthi/kultha)	RF	116	4	1057.02				
145	Mysuru	Periyapatana	HUNASAVADI	GP	Horse Gram (kulthi/kultha)	RF	140	4	1174.64				

Government of Karnataka
Directorate of Economics and Statistics
GP Level Average Yield data for Rabi season 2018-19

S.N	District	Taluk	Insurance Unit (Hobli/ GP)	GP / HOBLI	Crop	IRR_RF	Area_Sown_Ha	No_CCE_Co nducted	Average Yield(Kg/Ha)	Name_Of_Higher_Level	No_cce Conducted_Higher	Higher average Yield(Kg/Ha)	Neighbouring Yield
146	Mysuru	Periyapatana	KAMPLAPURA	GP	Horse Gram (kulthi/kultha)	RF	131	4	1065.85				
147	Mysuru	Periyapatana	KANAGALU	GP	Horse Gram (kulthi/kultha)	RF	65	4	889.26				
148	Mysuru	Periyapatana	KIRNALLI	GP	Horse Gram (kulthi/kultha)	RF	123	4	1005.94				
149	Mysuru	Periyapatana	KITTHURU	GP	Horse Gram (kulthi/kultha)	RF	95	4	810.42				
150	Mysuru	Periyapatana	KOMALAPURA	GP	Horse Gram (kulthi/kultha)	RF	91	4	571.90				
151	Mysuru	Periyapatana	KOPPA	GP	Horse Gram (kulthi/kultha)	RF	44			Hobli Level	36	986.63	
152	Mysuru	Periyapatana	MAKODU	GP	Horse Gram (kulthi/kultha)	RF	106	4	2054.44				
153	Mysuru	Periyapatana	MALANGI	GP	Horse Gram (kulthi/kultha)	RF	109	4	1601.93				
154	Mysuru	Periyapatana	MUTHURU	GP	Horse Gram (kulthi/kultha)	RF	102	4	1065.85				
155	Mysuru	Periyapatana	N.SHETTIHALLI	GP	Horse Gram (kulthi/kultha)	RF	98			Hobli Level	57	1104.92	
156	Mysuru	Periyapatana	PANCHAVALLI	GP	Horse Gram (kulthi/kultha)	RF	116	4	1467.91				
157	Mysuru	Periyapatana	PUNADAHALLI	GP	Horse Gram (kulthi/kultha)	RF	45	4	1501.02				

Government of Karnataka
Directorate of Economics and Statistics
GP Level Average Yield data for Rabi season 2018-19

S.N	District	Taluk	Insurance Unit (Hobli/ GP)	GP / HOBLI	Crop	IRR_RF	Area_Sown_Ha	No_CCE_Co nducted	Average Yield(Kg/Ha)	Name_Of_Higher_Level	No_cce Conducted_Higher	Higher average Yield(Kg/Ha)	Neighbouring Yield
158	Mysuru	Periyapatana	RAMANATHATHU NGA	GP	Horse Gram (kulthi/kultha)	RF	99	4	1589.31				
159	Mysuru	Periyapatana	RAVANDURU	GP	Horse Gram (kulthi/kultha)	RF	122	4	1589.32				
160	Mysuru	Periyapatana	ATTHIGUDU	GP	RAGI	RF	191			Hobli Level	24	1805.96	
161	Mysuru	Periyapatana	BETTADAPURA	GP	RAGI	RF	188	4	1668.53				
162	Mysuru	Periyapatana	BETTADATHUNG A	GP	RAGI	RF	215	4	1470.97				
163	Mysuru	Periyapatana	BHUVANAHALLI	GP	RAGI	RF	198	4	1541.83				
164	Mysuru	Periyapatana	BYLUKUPPE	GP	RAGI	RF	195	4	1511.77				
165	Mysuru	Periyapatana	CHANKALKAVAL	GP	RAGI	RF	178	4	1967.02				
166	Mysuru	Periyapatana	CHAPPARADAHALLI	GP	RAGI	RF	203	4	1550.42				
167	Mysuru	Periyapatana	CHIKKANERALE	GP	RAGI	RF	165	4	2898.99				
168	Mysuru	Periyapatana	CHITTANAHALLI	GP	RAGI	RF	362	4	1634.17				
169	Mysuru	Periyapatana	DODDABYALALU	GP	RAGI	RF	274			Hobli Level	25	2238.10	

Government of Karnataka
Directorate of Economics and Statistics
GP Level Average Yield data for Rabi season 2018-19

S.N	District	Taluk	Insurance Unit (Hobli/ GP)	GP / HOBLI	Crop	IRR_RF	Area_Sown_Ha	No_CCE_Conducted	Average Yield(Kg/Ha)	Name_Of_Higher_Level	No_cce Conducted_Higher	Higher average Yield(Kg/Ha)	Neighbouring Yield
170	Mysuru	Periyapatana	DODDAKAMARAV ALLI	GP	RAGI	RF	131	4	1262.67				
171	Mysuru	Periyapatana	HALAGANAHALLI	GP	RAGI	RF	188	4	1597.67				
172	Mysuru	Periyapatana	HANDITHAVALLI	GP	RAGI	RF	251	4	2241.89				
173	Mysuru	Periyapatana	HITNEHEBBAGILU	GP	RAGI	RF	261	4	2125.93				
174	Mysuru	Periyapatana	HUNASAVADI	GP	RAGI	RF	122	4	1489.87				
175	Mysuru	Periyapatana	KAMPLAPURA	GP	RAGI	RF	288	4	2244.03				
176	Mysuru	Periyapatana	KANAGALU	GP	RAGI	RF	182			Hobli Level	27	1505.09	
177	Mysuru	Periyapatana	KITTHURU	GP	RAGI	RF	222			Hobli Level	24	1805.96	
178	Mysuru	Periyapatana	KOMALAPURA	GP	RAGI	RF	208			Hobli Level	49	2052.90	
179	Mysuru	Periyapatana	KOPPA	GP	RAGI	RF	172	4	1090.88				
180	Mysuru	Periyapatana	MAKODU	GP	RAGI	RF	325	4	3014.95				
181	Mysuru	Periyapatana	MALANGI	GP	RAGI	RF	328	4	1473.12				

Government of Karnataka
Directorate of Economics and Statistics
GP Level Average Yield data for Rabi season 2018-19

S.N	District	Taluk	Insurance Unit (Hobli/ GP)	GP / HOBLI	Crop	IRR_RF	Area_Sown_Ha	No_CCE_Co nducted	Average Yield(Kg/Ha)	Name_Of_Higher_Level	No_cce Conducted_Higher	Higher average Yield(Kg/Ha)	Neighbouring Yield
182	Mysuru	Periyapatana	MUTHURU	GP	RAGI	RF	280	4	1906.89				
183	Mysuru	Periyapatana	PANCHAVALLI	GP	RAGI	RF	420	4	1511.77				
184	Mysuru	Periyapatana	RAMANATHATHU NGA	GP	RAGI	RF	254	4	1765.16				
185	Mysuru	Periyapatana	RAVANDURU	GP	RAGI	RF	203			Hobli Level	25	2238.10	
186	Mysuru	T-Narsipur	B SEEHALLI	GP	Horse Gram (kulthi/kultha)	RF	5	4	567.62				
187	Mysuru	T-Narsipur	B.SHETTIHALLI	GP	Horse Gram (kulthi/kultha)	RF	49	4	346.88				
188	Mysuru	T-Narsipur	BENAKANAHALLI	GP	Horse Gram (kulthi/kultha)	RF	6	4	318.49				
189	Mysuru	T-Narsipur	CHIDARAVALLI	GP	Horse Gram (kulthi/kultha)	RF	118	4	379.99				
190	Mysuru	T-Narsipur	DODDEBAGILU	GP	Horse Gram (kulthi/kultha)	RF	24	4	646.45				
191	Mysuru	T-Narsipur	HANUMANALU	GP	Horse Gram (kulthi/kultha)	RF	4	4	536.08				
192	Mysuru	T-Narsipur	HEGGURU	GP	Horse Gram (kulthi/kultha)	RF	58	4	693.75				
193	Mysuru	T-Narsipur	HOLESALU	GP	Horse Gram (kulthi/kultha)	RF	2	4	318.49				

Di

Government of Karnataka
Directorate of Economics and Statistics
GP Level Average Yield data for Rabi season 2018-19

S.N	District	Taluk	Insurance Unit (Hobli/ GP)	GP / HOBLI	Crop	IRR_RF	Area_Sown_Ha	No_CCE_Co nducted	Average Yield(Kg/Ha)	Name_Of_Higher_Level	No_cce Conducted_Higher	Higher average Yield(Kg/Ha)	Neighbouring Yield
194	Mysuru	T-Narsipur	HOSAKOTE	GP	Horse Gram (kulthi/kultha)	RF	5	4	349.56				
195	Mysuru	T-Narsipur	KALIYURU	GP	Horse Gram (kulthi/kultha)	RF	0			Hobli Level	14	305.88	
196	Mysuru	T-Narsipur	KAROHATTI	GP	Horse Gram (kulthi/kultha)	RF	319	4	607.03				
197	Mysuru	T-Narsipur	KIRAGASURU	GP	Horse Gram (kulthi/kultha)	RF	4	4	280.81				
198	Mysuru	T-Narsipur	KOLATTHURU	GP	Horse Gram (kulthi/kultha)	RF	15	4	364.22				
199	Mysuru	T-Narsipur	KUPYA	GP	Horse Gram (kulthi/kultha)	RF	40	4	436.43				
200	Mysuru	T-Narsipur	MADAPURA	GP	Horse Gram (kulthi/kultha)	RF	64	4	439.90				
201	Mysuru	T-Narsipur	MALIYURU	GP	Horse Gram (kulthi/kultha)	RF	11	4	555.00				
202	Mysuru	T-Narsipur	MUGURU	GP	Horse Gram (kulthi/kultha)	RF	205	4	711.09				
203	Mysuru	T-Narsipur	RANGASAMUDRA	GP	Horse Gram (kulthi/kultha)	RF	37	4	377.15				
204	Mysuru	T-Narsipur	SOMANATHAPUR A	GP	Horse Gram (kulthi/kultha)	RF	8	4	343.72				
205	Mysuru	T-Narsipur	T Narsipura (ULB)	GP	Horse Gram (kulthi/kultha)	RF	10	4	354.38				

Government of Karnataka
Directorate of Economics and Statistics
GP Level Average Yield data for Rabi season 2018-19

S.N	District	Taluk	Insurance Unit (Hobli/ GP)	GP / HOBLI	Crop	IRR_RF	Area_Sown_Ha	No_CCE_Co nducted	Average Yield(Kg/Ha)	Name_Of_Higher_Level	No_cce Conducted_Higher	Higher average Yield(Kg/Ha)	Neighbouring Yield
206	Mysuru	T-Narsipur	T.DODDAPURA	GP	Horse Gram (kulthi/kultha)	RF	6	4	282.23				
207	Mysuru	T-Narsipur	THUMBALA	GP	Horse Gram (kulthi/kultha)	RF	82	4	504.55				
208	Mysuru	T-Narsipur	THURUGANURU	GP	Horse Gram (kulthi/kultha)	RF	4	4	510.85				
209	Mysuru	T-Narsipur	UKKALAGERE	GP	Horse Gram (kulthi/kultha)	RF	33	4	334.26				
210	Mysuru	T-Narsipur	VATALU	GP	Horse Gram (kulthi/kultha)	RF	851	4	644.87				


Joint Director
Crop insurance scheme Division
Directorate of Economics and Statistics

Government of Karnataka
Directorate of Economics and Statistics
GP Level Average Yield data for Rabi season 2018-19

S.N	District	Taluk	Insurance Unit (Hobli/ GP)	GP / HOBLI	Crop	IRR_RF	Area_Sown_Ha	No_CCE_Conducted	Average Yield(Kg/Ha)	Name_Of_Higher_Level	No_cce_Conducted_Higher	Higher average Yield(Kg/Ha)	Neighbouring Yield
1	Raichur	Devdurga	ALKOD	GP	Bengal Gram	RF	0			Taluk Level	8	1627.82	
2	Raichur	Devdurga	AMARAPUR	GP	Bengal Gram	RF	0			Taluk Level	8	1627.82	
3	Raichur	Devdurga	AREKERA	GP	Bengal Gram	RF	0			Taluk Level	8	1627.82	
4	Raichur	Devdurga	B. GANEKAL	GP	Bengal Gram	RF	0			Hobli Level	2	215.79	
5	Raichur	Devdurga	BHUMANAGUNDA	GP	Bengal Gram	RF	0			Taluk Level	8	1627.82	
6	Raichur	Devdurga	CHINCHODI	GP	Bengal Gram	RF	0			Taluk Level	8	1627.82	
7	Raichur	Devdurga	Devadurga (ULB)	GP	Bengal Gram	RF	0			Hobli Level	2	215.79	
8	Raichur	Devdurga	DONDAMBLI	GP	Bengal Gram	RF	1020			Hobli Level	2	215.79	
9	Raichur	Devdurga	GABBUR	GP	Bengal Gram	RF	2379	4	2929.27				
10	Raichur	Devdurga	GALAG	GP	Bengal Gram	RF	0			Taluk Level	8	1627.82	
11	Raichur	Devdurga	GANADHAL	GP	Bengal Gram	RF	0			Taluk Level	8	1627.82	
12	Raichur	Devdurga	GUGAL	GP	Bengal Gram	RF	5					436.97	Y

Government of Karnataka
Directorate of Economics and Statistics
GP Level Average Yield data for Rabi season 2018-19

S.N	District	Taluk	Insurance Unit (Hobli/ GP)	GP / HOBLI	Crop	IRR_RF	Area_Sown_Ha	No_CCE_Co nducted	Average Yield(Kg/Ha)	Name_Of_Higher_Level	No_cce Conducted_Higher	Higher average Yield(Kg/Ha)	Neighbouring Yield
13	Raichur	Devdurga	HEMNAL	GP	Bengal Gram	RF	0					2929.27	Y
14	Raichur	Devdurga	HIREBUDUR	GP	Bengal Gram	RF	0					436.97	Y
15	Raichur	Devdurga	HOSUR SIDDAPUR	GP	Bengal Gram	RF	0			Taluk Level	8	1627.82	
16	Raichur	Devdurga	JAGIR JADALADINNI	GP	Bengal Gram	RF	0			Taluk Level	8	1627.82	
17	Raichur	Devdurga	JALAHALLI	GP	Bengal Gram	RF	0			Taluk Level	8	1627.82	
18	Raichur	Devdurga	JERABANDI	GP	Bengal Gram	RF	1224					436.97	Y
19	Raichur	Devdurga	K. IRABGERA	GP	Bengal Gram	RF	0			Hobli Level	2	215.79	
20	Raichur	Devdurga	KAREGUDDA	GP	Bengal Gram	RF	0					215.79	Y
21	Raichur	Devdurga	KARIDIGUDDA	GP	Bengal Gram	RF	5					215.79	Y
22	Raichur	Devdurga	KOPPAR	GP	Bengal Gram	RF	0					436.97	Y
23	Raichur	Devdurga	KOTHDODDI	GP	Bengal Gram	RF	0			Taluk Level	8	1627.82	
24	Raichur	Devdurga	KYADIGERA	GP	Bengal Gram	RF	0			Taluk Level	8	1627.82	

Government of Karnataka
Directorate of Economics and Statistics
GP Level Average Yield data for Rabi season 2018-19

S.N	District	Taluk	Insurance Unit (Hobli/ GP)	GP / HOBLI	Crop	IRR_RF	Area_Sown_Ha	No_CCE_Co nducted	Average Yield(Kg/Ha)	Name_Of_Higher_Level	No_cce Conducted_Higher	Higher average Yield(Kg/Ha)	Neighbouring Yield
25	Raichur	Devdurga	MALADKAL	GP	Bengal Gram	RF	1285					1369.35	Y
26	Raichur	Devdurga	MALLEDEVARAG UDDA	GP	Bengal Gram	RF	0			Taluk Level	8	1627.82	
27	Raichur	Devdurga	MASARKAL	GP	Bengal Gram	RF	0			Hobli Level	2	215.79	
28	Raichur	Devdurga	MUNDARGI	GP	Bengal Gram	RF	0			Taluk Level	8	1627.82	
29	Raichur	Devdurga	MUSTUR	GP	Bengal Gram	RF	0			Hobli Level	6	2098.50	
30	Raichur	Devdurga	NAGADADINNI	GP	Bengal Gram	RF	0					496.98	Y
31	Raichur	Devdurga	PALKANMARADI	GP	Bengal Gram	RF	0			Taluk Level	8	1627.82	
32	Raichur	Devdurga	RAMADURGA	GP	Bengal Gram	RF	0					291.04	Y
33	Raichur	Devdurga	SHAVANTAGERA	GP	Bengal Gram	RF	0					436.97	Y
34	Raichur	Devdurga	SOMANAMARADI	GP	Bengal Gram	RF	0			Taluk Level	8	1627.82	
35	Raichur	Devdurga	ALKOD	GP	Sorghum (Jowar/Great Millet)	RF	0			Taluk Level	33	1538.73	
36	Raichur	Devdurga	AMARAPUR	GP	Sorghum (Jowar/Great Millet)	RF	0					1828.98	Y

Government of Karnataka
Directorate of Economics and Statistics
GP Level Average Yield data for Rabi season 2018-19

S.N	District	Taluk	Insurance Unit (Hobli/ GP)	GP / HOBLI	Crop	IRR_RF	Area_Sown_Ha	No_CCE_Co nducted	Average Yield(Kg/Ha)	Name_Of_Higher_Level	No_cce Conducted_Higher	Higher average Yield(Kg/Ha)	Neighbouring Yield
37	Raichur	Devdurga	AREKERA	GP	Sorghum (Jowar/Great Millet)	RF	0			Taluk Level	33	1538.73	
38	Raichur	Devdurga	B. GANEKAL	GP	Sorghum (Jowar/Great Millet)	RF	0			Hobli Level	20	1585.68	
39	Raichur	Devdurga	BHUMANAGUNDA	GP	Sorghum (Jowar/Great Millet)	RF	0			Taluk Level	33	1538.73	
40	Raichur	Devdurga	CHINCHODI	GP	Sorghum (Jowar/Great Millet)	RF	740					1221.28	Y
41	Raichur	Devdurga	Devadurga (ULB)	GP	Sorghum (Jowar/Great Millet)	RF	2817	4	475.23				
42	Raichur	Devdurga	DONDAMBLI	GP	Sorghum (Jowar/Great Millet)	RF	765			Hobli Level	20	1585.68	
43	Raichur	Devdurga	GABBUR	GP	Sorghum (Jowar/Great Millet)	RF	2658					1073.29	Y
44	Raichur	Devdurga	GALAG	GP	Sorghum (Jowar/Great Millet)	RF	0					706.64	Y
45	Raichur	Devdurga	GANADHAL	GP	Sorghum (Jowar/Great Millet)	RF	0					497.23	Y

Government of Karnataka
Directorate of Economics and Statistics
GP Level Average Yield data for Rabi season 2018-19

S.N	District	Taluk	Insurance Unit (Hobli/ GP)	GP / HOBLI	Crop	IRR_RF	Area_Sown_Ha	No_CCE_Co nducted	Average Yield(Kg/Ha)	Name_Of_Higher_Level	No_cce Conducted_Higher	Higher average Yield(Kg/Ha)	Neighbouring Yield
46	Raichur	Devdurga	GUGAL	GP	Sorghum (Jowar/Great Millet)	RF	890			Hobli Level	26	1798.03	
47	Raichur	Devdurga	HEMNAL	GP	Sorghum (Jowar/Great Millet)	RF	1235			Hobli Level	26	1853.25	
48	Raichur	Devdurga	HIREBUDUR	GP	Sorghum (Jowar/Great Millet)	RF	0			Hobli Level	26	1783.88	
49	Raichur	Devdurga	HOSUR SIDDAPUR	GP	Sorghum (Jowar/Great Millet)	RF	0					2054.94	Y
50	Raichur	Devdurga	JAGIR JADALADINNI	GP	Sorghum (Jowar/Great Millet)	RF	0			Taluk Level	33	1538.73	
51	Raichur	Devdurga	JALAHALLI	GP	Sorghum (Jowar/Great Millet)	RF	0					1031.72	Y
52	Raichur	Devdurga	JERABANDI	GP	Sorghum (Jowar/Great Millet)	RF	880	4	541.24				
53	Raichur	Devdurga	K. IRABGERA	GP	Sorghum (Jowar/Great Millet)	RF	800	4	3257.54				
54	Raichur	Devdurga	KAREGUDDA	GP	Sorghum (Jowar/Great Millet)	RF	0			Hobli Level	20	1585.68	

Government of Karnataka
Directorate of Economics and Statistics
GP Level Average Yield data for Rabi season 2018-19

S.N	District	Taluk	Insurance Unit (Hobli/ GP)	GP / HOBLI	Crop	IRR RF	Area Sown Ha	No_CCE_Conducted	Average Yield(Kg/Ha)	Name_Of_Higher_Level	No_cce_Conducted_Higher	Higher average Yield(Kg/Ha)	Neighbouring Yield
55	Raichur	Devdurga	KARIDIGUDDA	GP	Sorghum (Jowar/Great Millet)	RF	1300	4	400.43				
56	Raichur	Devdurga	KOPPAR	GP	Sorghum (Jowar/Great Millet)	RF	915	4	2817.60				
57	Raichur	Devdurga	KOTHDODDI	GP	Sorghum (Jowar/Great Millet)	RF	0			Taluk Level	33	1538.73	
58	Raichur	Devdurga	KYADIGERA	GP	Sorghum (Jowar/Great Millet)	RF	0			Taluk Level	33	1538.73	
59	Raichur	Devdurga	MALADKAL	GP	Sorghum (Jowar/Great Millet)	RF	0					1191.56	Y
60	Raichur	Devdurga	MALLEDEVARAGUDDA	GP	Sorghum (Jowar/Great Millet)	RF	0			Taluk Level	33	1538.73	
61	Raichur	Devdurga	MASARKAL	GP	Sorghum (Jowar/Great Millet)	RF	950	4	836.81				
62	Raichur	Devdurga	MUNDARGI	GP	Sorghum (Jowar/Great Millet)	RF	0					3257.54	Y
63	Raichur	Devdurga	MUSTUR	GP	Sorghum (Jowar/Great Millet)	RF	0					1581.86	Y
64	Raichur	Devdurga	NAGADADINNI	GP	Sorghum (Jowar/Great Millet)	RF	0					681.46	Y
65	Raichur	Devdurga	PALKANMARADI	GP	Sorghum (Jowar/Great Millet)	RF	0					694.51	Y

Government of Karnataka
Directorate of Economics and Statistics
GP Level Average Yield data for Rabi season 2018-19

S.N	District	Taluk	Insurance Unit (Hobli/ GP)	GP / HOBLI	Crop	IRR_RF	Area_Sown_Ha	No_CCE_Co nducted	Average Yield(Kg/Ha)	Name_Of_Higher_Level	No_cce Conducted_Higher	Higher average Yield(Kg/Ha)	Neighbouring Yield
66	Raichur	Devdurga	RAMADURGA	GP	Sorghum (Jowar/Great Millet)	RF	0					896.69	Y
67	Raichur	Devdurga	SHAVANTAGERA	GP	Sorghum (Jowar/Great Millet)	RF	0					1381.43	Y
68	Raichur	Devdurga	SOMANAMARADI	GP	Sorghum (Jowar/Great Millet)	RF	0			Hobli Level	7	1109.50	
69	Raichur	Lingasugur	ADAVIBHAVI (MASKI)	GP	Bengal Gram	RF	1122	4	1024.98				
70	Raichur	Lingasugur	AMDHAL	GP	Bengal Gram	RF	1192	4	283.76				
71	Raichur	Lingasugur	ANEHOSUR	GP	Bengal Gram	RF	874			Hobli Level	24	202.93	
72	Raichur	Lingasugur	ANKUSHADODDI	GP	Bengal Gram	RF	1935	4	279.44				
73	Raichur	Lingasugur	ANWARI	GP	Bengal Gram	RF	1762	4	264.34				
74	Raichur	Lingasugur	BANNIGOL	GP	Bengal Gram	RF	1825	4	261.64				
75	Raichur	Lingasugur	BAYYAPUR	GP	Bengal Gram	RF	925			Hobli Level	29	240.11	
76	Raichur	Lingasugur	CHITTAPURA	GP	Bengal Gram	RF	5			Hobli Level	24	202.93	
77	Raichur	Lingasugur	DEVARBHOOPUR	GP	Bengal Gram	RF	794	4	59.34				

Government of Karnataka
Directorate of Economics and Statistics
GP Level Average Yield data for Rabi season 2018-19

S.N	District	Taluk	Insurance Unit (Hobli/ GP)	GP / HOBLI	Crop	IRR RF	Area Sown Ha	No_CCE_Conducted	Average Yield(Kg/Ha)	Name_Of_Higher_Level	No_cce_Conducted_Higher	Higher average Yield(Kg/Ha)	Neighbouring Yield
78	Raichur	Lingasugur	EACHNAL	GP	Bengal Gram	RF	1460	4	56.65				
79	Raichur	Lingasugur	GEJJELGATTA	GP	Bengal Gram	RF	5			Hobli Level	30	273.51	
80	Raichur	Lingasugur	GOREBAL	GP	Bengal Gram	RF	1850	4	267.04				
81	Raichur	Lingasugur	GOUDOOR	GP	Bengal Gram	RF	2094	4	488.21				
82	Raichur	Lingasugur	GUNTGOL	GP	Bengal Gram	RF	5			Hobli Level	30	273.51	
83	Raichur	Lingasugur	GURGUNTA	GP	Bengal Gram	RF	2216			Hobli Level	30	273.51	
84	Raichur	Lingasugur	HALKAVATAGI	GP	Bengal Gram	RF	1291			Hobli Level	29	240.11	
85	Raichur	Lingasugur	HONNALLI	GP	Bengal Gram	RF	1686			Hobli Level	30	273.51	
86	Raichur	Lingasugur	HUNOOR	GP	Bengal Gram	RF	3048	4	339.86				
87	Raichur	Lingasugur	HUTTI	GP	Bengal Gram	RF	0			Hobli Level	30	273.51	
88	Raichur	Lingasugur	KACHAPUR	GP	Bengal Gram	RF	1255	4	12.95				
89	Raichur	Lingasugur	KALAPUR	GP	Bengal Gram	RF	2948			Hobli Level	54	214.69	

Government of Karnataka
Directorate of Economics and Statistics
GP Level Average Yield data for Rabi season 2018-19

S.N	District	Taluk	Insurance Unit (Hobli/ GP)	GP / HOBLI	Crop	IRR_RF	Area_Sown_Ha	No_CCE_Co nducted	Average Yield(Kg/Ha)	Name_Of_Higher_Level	No_cce Conducted_Higher	Higher average Yield(Kg/Ha)	Neighbouring Yield
90	Raichur	Lingasugur	KANNAL	GP	Bengal Gram	RF	1869	4	57.18				
91	Raichur	Lingasugur	KHAIRAWADGI	GP	Bengal Gram	RF	1180	4	173.65				
92	Raichur	Lingasugur	KOTA	GP	Bengal Gram	RF	977	4	445.05				
93	Raichur	Lingasugur	MARALDINNI	GP	Bengal Gram	RF	2115			Hobli Level	20	385.82	
94	Raichur	Lingasugur	Maski(ULB)	GP	Bengal Gram	RF	624	4	221.18				
95	Raichur	Lingasugur	MATTUR	GP	Bengal Gram	RF	2219			Hobli Level	24	202.93	
96	Raichur	Lingasugur	MAVINABHAVI	GP	Bengal Gram	RF	2428			Hobli Level	24	202.93	
97	Raichur	Lingasugur	MEDAKINAL	GP	Bengal Gram	RF	1530	4	248.15				
98	Raichur	Lingasugur	Mudgal(ULB)	GP	Bengal Gram	RF	1490	4	302.10				
99	Raichur	Lingasugur	NAGALAPUR	GP	Bengal Gram	RF	1841	4	107.89				
100	Raichur	Lingasugur	NAGARAHAL	GP	Bengal Gram	RF	5			Hobli Level	29	240.11	
101	Raichur	Lingasugur	NARAKALADINNI	GP	Bengal Gram	RF	1255			Hobli Level	53	210.36	

Government of Karnataka
Directorate of Economics and Statistics
GP Level Average Yield data for Rabi season 2018-19

S.N	District	Taluk	Insurance Unit (Hobli/ GP)	GP / HOBLI	Crop	IRR_RF	Area_Sown_Ha	No_CCE_Conducted	Average Yield(Kg/Ha)	Name_Of_Higher_Level	No_cce_Conducted_Higher	Higher average Yield(Kg/Ha)	Neighbouring Yield
102	Raichur	Lingasugur	NEERALAKERA	GP	Bengal Gram	RF	5			Hobli Level	24	202.93	
103	Raichur	Lingasugur	PAIDODDI	GP	Bengal Gram	RF	0			Hobli Level	30	273.51	
104	Raichur	Lingasugur	RODALBANDA U.K.P.	GP	Bengal Gram	RF	1966	4	339.86				
105	Raichur	Lingasugur	ROUDALABANDA	GP	Bengal Gram	RF	2721			Hobli Level	54	261.74	
106	Raichur	Lingasugur	SANTHEKELLUR	GP	Bengal Gram	RF	1690			Hobli Level	24	202.93	
107	Raichur	Lingasugur	SARJAPUR	GP	Bengal Gram	RF	1565	4	199.60				
108	Raichur	Lingasugur	TALEKHANA	GP	Bengal Gram	RF	2430			Hobli Level	20	385.82	
109	Raichur	Lingasugur	UPPARNANDIHAL	GP	Bengal Gram	RF	1384			Hobli Level	29	240.11	
110	Raichur	Lingasugur	ADAVIBHAVI (MASKI)	GP	Sorghum (Jowar/Great Millet)	RF	791	4	1724.92				
111	Raichur	Lingasugur	AMDIHAL	GP	Sorghum (Jowar/Great Millet)	RF	1200	4	384.15				
112	Raichur	Lingasugur	ANEHOSUR	GP	Sorghum (Jowar/Great Millet)	RF	450			Hobli Level	33	481.44	
113	Raichur	Lingasugur	ANKUSHADODDI	GP	Sorghum (Jowar/Great Millet)	RF	825	4	677.65				

Government of Karnataka
Directorate of Economics and Statistics
GP Level Average Yield data for Rabi season 2018-19

S.N	District	Taluk	Insurance Unit (Hobli/ GP)	GP / HOBLI	Crop	IRR_RF	Area_Sown_Ha	No_CCE_Co nducted	Average Yield(Kg/Ha)	Name_Of_Higher_Level	No_cce Conducted_Higher	Higher average Yield(Kg/Ha)	Neighbouring Yield
114	Raichur	Lingasugur	ANWARI	GP	Sorghum (Jowar/Great Millet)	RF	570	4	840.46				
115	Raichur	Lingasugur	BANNIGOL	GP	Sorghum (Jowar/Great Millet)	RF	944	4	497.23				
116	Raichur	Lingasugur	BAYYAPUR	GP	Sorghum (Jowar/Great Millet)	RF	1150	4	308.02				
117	Raichur	Lingasugur	CHITTAPURA	GP	Sorghum (Jowar/Great Millet)	RF	774	4	508.24				
118	Raichur	Lingasugur	DEVARBHOOPUR	GP	Sorghum (Jowar/Great Millet)	RF	564	4	440.03				
119	Raichur	Lingasugur	EACHNAL	GP	Sorghum (Jowar/Great Millet)	RF	415	4	206.81				
120	Raichur	Lingasugur	GEJJELGATTA	GP	Sorghum (Jowar/Great Millet)	RF	5			Hobli Level	39	581.09	
121	Raichur	Lingasugur	GOREBAL	GP	Sorghum (Jowar/Great Millet)	RF	341	4	528.74				
122	Raichur	Lingasugur	GOUDOOR	GP	Sorghum (Jowar/Great Millet)	RF	819	4	745.85				
123	Raichur	Lingasugur	GUNTGOL	GP	Sorghum (Jowar/Great Millet)	RF	540			Hobli Level	39	581.09	
124	Raichur	Lingasugur	GURGUNTA	GP	Sorghum (Jowar/Great Millet)	RF	860	4	477.44				
125	Raichur	Lingasugur	HALKAVATAGI	GP	Sorghum (Jowar/Great Millet)	RF	692			Hobli Level	30	354.55	

Government of Karnataka
Directorate of Economics and Statistics
GP Level Average Yield data for Rabi season 2018-19

S.N	District	Taluk	Insurance Unit (Hobli/ GP)	GP / HOBLI	Crop	IRR_Rf	Area_Sown_Ha	No_CCE_Co nducted	Average Yield(Kg/Ha)	Name_Of_Higher_Level	No_cce Conducted_Higher	Higher average Yield(Kg/Ha)	Neighbouring Yield
126	Raichur	Lingasugur	HONNALLI	GP	Sorghum (Jowar/Great Millet)	RF	500			Hobli Level	39	581.09	
127	Raichur	Lingasugur	HUNOOR	GP	Sorghum (Jowar/Great Millet)	RF	780			Hobli Level	30	354.55	
128	Raichur	Lingasugur	HUTTI	GP	Sorghum (Jowar/Great Millet)	RF	61	4	646.85				
129	Raichur	Lingasugur	KACHAPUR	GP	Sorghum (Jowar/Great Millet)	RF	520	4	184.81				
130	Raichur	Lingasugur	KALAPUR	GP	Sorghum (Jowar/Great Millet)	RF	690			Hobli Level	72	498.05	
131	Raichur	Lingasugur	KANNAL	GP	Sorghum (Jowar/Great Millet)	RF	434	4	455.43				
132	Raichur	Lingasugur	KHAIRAWADGI	GP	Sorghum (Jowar/Great Millet)	RF	438	4	629.24				
133	Raichur	Lingasugur	KOTA	GP	Sorghum (Jowar/Great Millet)	RF	136	4	660.05				
134	Raichur	Lingasugur	MARALDINNI	GP	Sorghum (Jowar/Great Millet)	RF	820	4	436.07				
135	Raichur	Lingasugur	Maski(ULB)	GP	Sorghum (Jowar/Great Millet)	RF	103	4	770.05				
136	Raichur	Lingasugur	MATTUR	GP	Sorghum (Jowar/Great Millet)	RF	680			Hobli Level	33	481.44	

Government of Karnataka
Directorate of Economics and Statistics
GP Level Average Yield data for Rabi season 2018-19

S.N	District	Taluk	Insurance Unit (Hobli/ GP)	GP / HOBLI	Crop	IRR_RF	Area_Sown_Ha	No_CCE_Co nducted	Average Yield(Kg/Ha)	Name_Of_Higher_Level	No_cce Conducted_Higher	Higher average Yield(Kg/Ha)	Neighbouring Yield
137	Raichur	Lingasugur	MAVINABHAVI	GP	Sorghum (Jowar/Great Millet)	RF	728			Hobli Level	33	481.44	
138	Raichur	Lingasugur	MEDAKINAL	GP	Sorghum (Jowar/Great Millet)	RF	950	4	783.25				
139	Raichur	Lingasugur	Mudgal(ULB)	GP	Sorghum (Jowar/Great Millet)	RF	1321			Hobli Level	30	354.55	
140	Raichur	Lingasugur	NAGALAPUR	GP	Sorghum (Jowar/Great Millet)	RF	525	4	378.43				
141	Raichur	Lingasugur	NAGARAHAL	GP	Sorghum (Jowar/Great Millet)	RF	210	4	171.61				
142	Raichur	Lingasugur	NARAKALADINNI	GP	Sorghum (Jowar/Great Millet)	RF	618	4	532.44				
143	Raichur	Lingasugur	NEERALAKERA	GP	Sorghum (Jowar/Great Millet)	RF	1035			Hobli Level	33	481.44	
144	Raichur	Lingasugur	PAIDODDI	GP	Sorghum (Jowar/Great Millet)	RF	0			Hobli Level	39	581.09	
145	Raichur	Lingasugur	RODALBANDA U.K.P.	GP	Sorghum (Jowar/Great Millet)	RF	415	4	818.46				
146	Raichur	Lingasugur	ROUDALABANDA	GP	Sorghum (Jowar/Great Millet)	RF	480	4	497.23				
147	Raichur	Lingasugur	SANTHEKELLUR	GP	Sorghum (Jowar/Great Millet)	RF	562	4	224.42				

Government of Karnataka
Directorate of Economics and Statistics
GP Level Average Yield data for Rabi season 2018-19

S.N	District	Taluk	Insurance Unit (Hobli/ GP)	GP / HOBLI	Crop	IRR_RF	Area_Sown_Ha	No_CCE_Co nducted	Average Yield(Kg/Ha)	Name_Of_Higher_Level	No_cce Conducted_Higher	Higher average Yield(Kg/Ha)	Neighbouring Yield
148	Raichur	Lingasugur	SARJAPUR	GP	Sorghum (Jowar/Great Millet)	RF	850	4	563.24				
149	Raichur	Lingasugur	TALEKHANA	GP	Sorghum (Jowar/Great Millet)	RF	1320			Hobli Level	26	719.01	
150	Raichur	Lingasugur	UPPARNANDIHAL	GP	Sorghum (Jowar/Great Millet)	RF	380			Hobli Level	30	354.55	
151	Raichur	Manvi	AMEENGADA	GP	Bengal Gram	RF	841	4	56.92				
152	Raichur	Manvi	AROLI	GP	Bengal Gram	RF	2037			Hobli Level	10	816.74	
153	Raichur	Manvi	ATNOOR	GP	Bengal Gram	RF	1930			Hobli Level	11	441.57	
154	Raichur	Manvi	BAGALAWAD	GP	Bengal Gram	RF	505	4	0.00				
155	Raichur	Manvi	BALLATAGI	GP	Bengal Gram	RF	1449			Hobli Level	15	1015.21	
156	Raichur	Manvi	BAYAGWAT	GP	Bengal Gram	RF	511			Hobli Level	15	294.19	
157	Raichur	Manvi	BHOGAVATI	GP	Bengal Gram	RF	1320	4	863.14				
158	Raichur	Manvi	CHAGABHAVI	GP	Bengal Gram	RF	580			Hobli Level	11	441.57	
159	Raichur	Manvi	CHIKKAKOTNIKAL	GP	Bengal Gram	RF	1148	4	264.88				

Government of Karnataka
Directorate of Economics and Statistics
GP Level Average Yield data for Rabi season 2018-19

S.N	District	Taluk	Insurance Unit (Hobli/ GP)	GP / HOBLI	Crop	IRR_Rf	Area_Sown_Ha	No_CCE_Co nducted	Average Yield(Kg/Ha)	Name_Of_Higher_Level	No_cce Conducted_Higher	Higher average Yield(Kg/Ha)	Neighbouring Yield
160	Raichur	Manvi	CHINCHARAKI	GP	Bengal Gram	RF	936					419.81	Y
161	Raichur	Manvi	GANA DINNY	GP	Bengal Gram	RF	1323			Hobli Level	31	787.75	
162	Raichur	Manvi	GORKAL	GP	Bengal Gram	RF	1230			Hobli Level	10	816.74	
163	Raichur	Manvi	HALAPURA	GP	Bengal Gram	RF	1560	4	528.67				
164	Raichur	Manvi	HARVI	GP	Bengal Gram	RF	1800	4	788.96				
165	Raichur	Manvi	HEERA	GP	Bengal Gram	RF	1030	4	921.78				
166	Raichur	Manvi	HIRE HANAGI	GP	Bengal Gram	RF	910					455.03	Y
167	Raichur	Manvi	HIRE KOTNIKAL	GP	Bengal Gram	RF	1980	4	10.79				
168	Raichur	Manvi	JANEKAL	GP	Bengal Gram	RF	1090			Hobli Level	28	620.57	
169	Raichur	Manvi	K. GUDADINNY	GP	Bengal Gram	RF	5			Hobli Level	11	441.57	
170	Raichur	Manvi	KALLUR	GP	Bengal Gram	RF	2670	4	1586.61				
171	Raichur	Manvi	KAPPAGAL	GP	Bengal Gram	RF	1224	4	1792.09				

Government of Karnataka
Directorate of Economics and Statistics
GP Level Average Yield data for Rabi season 2018-19

S.N	District	Taluk	Insurance Unit (Hobli/ GP)	GP / HOBLI	Crop	IRR RF	Area Sown Ha	No_CCE_Conducted	Average Yield(Kg/Ha)	Name_Of_Higher_Level	No_cce_Conducted_Higher	Higher average Yield(Kg/Ha)	Neighbouring Yield
172	Raichur	Manvi	Kavithala(ULB)	GP	Bengal Gram	RF	2321					128.57	Y
173	Raichur	Manvi	KURDI	GP	Bengal Gram	RF	3254	4	186.11				
174	Raichur	Manvi	MADAGIRI	GP	Bengal Gram	RF	1582	4	377.62				
175	Raichur	Manvi	MADLAPUR	GP	Bengal Gram	RF	1322					420.98	Y
176	Raichur	Manvi	MALLADAGUDDA	GP	Bengal Gram	RF	1581	4	668.93				
177	Raichur	Manvi	MALLAT	GP	Bengal Gram	RF	0			Hobli Level	13	946.96	
178	Raichur	Manvi	NAKKUNDI	GP	Bengal Gram	RF	350			Hobli Level	28	620.57	
179	Raichur	Manvi	NAVALKAL	GP	Bengal Gram	RF	1754	4	2373.62				
180	Raichur	Manvi	NEER MANVI	GP	Bengal Gram	RF	1500	4	296.70				
181	Raichur	Manvi	PAMANA KALLUR	GP	Bengal Gram	RF	1356	4	196.90				
182	Raichur	Manvi	POTNAL	GP	Bengal Gram	RF	825	4	604.19				
183	Raichur	Manvi	SADAPUR	GP	Bengal Gram	RF	1144			Hobli Level	19	750.75	

Government of Karnataka
Directorate of Economics and Statistics
GP Level Average Yield data for Rabi season 2018-19

S.N	District	Taluk	Insurance Unit (Hobli/ GP)	GP / HOBLI	Crop	IRR_Rf	Area_Sown_Ha	No_CCE_Co nducted	Average Yield(Kg/Ha)	Name_Of_Higher_Level	No_cce Conducted_Higher	Higher average Yield(Kg/Ha)	Neighbouring Yield
184	Raichur	Manvi	SANGAPURA	GP	Bengal Gram	RF	125	4	998.00				
185	Raichur	Manvi	Siravara(ULB)	GP	Bengal Gram	RF	1534	4	372.23				
186	Raichur	Manvi	SUNKESHWAR	GP	Bengal Gram	RF	712	4	1008.79				
187	Raichur	Manvi	TORAN DINNY	GP	Bengal Gram	RF	1954	4	242.76				
188	Raichur	Manvi	UTAKANOOR	GP	Bengal Gram	RF	928			Hobli Level	27	320.75	
189	Raichur	Manvi	VATAGAL	GP	Bengal Gram	RF	1369	4	142.96				
190	Raichur	Manvi	AMEENGADA	GP	Sorghum (Jowar/Great Millet)	RF	573	4	521.43				
191	Raichur	Manvi	AROLI	GP	Sorghum (Jowar/Great Millet)	RF	1350	4	1034.07				
192	Raichur	Manvi	ATNOOR	GP	Sorghum (Jowar/Great Millet)	RF	1127					895.49	Y
193	Raichur	Manvi	BAGALAWAD	GP	Sorghum (Jowar/Great Millet)	RF	125	4	440.03				
194	Raichur	Manvi	BALLATAGI	GP	Sorghum (Jowar/Great Millet)	RF	355			Hobli Level	23	607.59	
195	Raichur	Manvi	BAYAGWAT	GP	Sorghum (Jowar/Great Millet)	RF	621	4	418.03				

Government of Karnataka
Directorate of Economics and Statistics
GP Level Average Yield data for Rabi season 2018-19

S.N	District	Taluk	Insurance Unit (Hobli/ GP)	GP / HOBLI	Crop	IRR_RF	Area_Sown_Ha	No_CCE_Co nducted	Average Yield(Kg/Ha)	Name_Of_Higher_Level	No_cce Conducted_Higher	Higher average Yield(Kg/Ha)	Neighbouring Yield
196	Raichur	Manvi	BHOGAVATI	GP	Sorghum (Jowar/Great Millet)	RF	1124	4	3652.25				
197	Raichur	Manvi	CHAGABHAVI	GP	Sorghum (Jowar/Great Millet)	RF	500					942.76	Y
198	Raichur	Manvi	CHIKKAKOTNIKAL	GP	Sorghum (Jowar/Great Millet)	RF	947			Hobli Level	24	1292.18	
199	Raichur	Manvi	CHINCHARAKI	GP	Sorghum (Jowar/Great Millet)	RF	780					668.16	Y
200	Raichur	Manvi	GANA DINNY	GP	Sorghum (Jowar/Great Millet)	RF	1073			Hobli Level	25	1390.56	
201	Raichur	Manvi	GORKAL	GP	Sorghum (Jowar/Great Millet)	RF	1000			Hobli Level	11	1204.43	
202	Raichur	Manvi	HALAPURA	GP	Sorghum (Jowar/Great Millet)	RF	1330	4	1302.49				
203	Raichur	Manvi	HARVI	GP	Sorghum (Jowar/Great Millet)	RF	570	4	1694.12				
204	Raichur	Manvi	HEERA	GP	Sorghum (Jowar/Great Millet)	RF	516			Hobli Level	23	559.69	
205	Raichur	Manvi	HIRE HANAGI	GP	Sorghum (Jowar/Great Millet)	RF	761	4	425.95				
206	Raichur	Manvi	HIRE KOTNIKAL	GP	Sorghum (Jowar/Great Millet)	RF	1862	4	545.64				
207	Raichur	Manvi	JANEKAL	GP	Sorghum (Jowar/Great Millet)	RF	950			Hobli Level	31	714.57	

Government of Karnataka
Directorate of Economics and Statistics

GP Level Average Yield data for Rabi season 2018-19

S.N	District	Taluk	Insurance Unit (Hobli/ GP)	GP / HOBLI	Crop	IRR_RF	Area_Sown_Ha	No_CCE_Co nducted	Average Yield(Kg/Ha)	Name_Of_Higher_Level	No_cce Conducted_Higher	Higher average Yield(Kg/Ha)	Neighbouring Yield
208	Raichur	Manvi	K. GUDADINNY	GP	Sorghum (Jowar/Great Millet)	RF	0					1075.97	Y
209	Raichur	Manvi	KALLUR	GP	Sorghum (Jowar/Great Millet)	RF	2688			Hobli Level	17	1574.31	
210	Raichur	Manvi	KAPPAGAL	GP	Sorghum (Jowar/Great Millet)	RF	625	4	2677.58				
211	Raichur	Manvi	Kavithala(ULB)	GP	Sorghum (Jowar/Great Millet)	RF	1711					733.53	Y
212	Raichur	Manvi	KURDI	GP	Sorghum (Jowar/Great Millet)	RF	2210			Hobli Level	11	1204.43	
213	Raichur	Manvi	MADAGIRI	GP	Sorghum (Jowar/Great Millet)	RF	1125	4	916.73				
214	Raichur	Manvi	MADLAPUR	GP	Sorghum (Jowar/Great Millet)	RF	1234			Hobli Level	10	1525.14	
215	Raichur	Manvi	MALLADAGUDDA	GP	Sorghum (Jowar/Great Millet)	RF	625					640.81	Y
216	Raichur	Manvi	MALLAT	GP	Sorghum (Jowar/Great Millet)	RF	2911	4	462.47				
217	Raichur	Manvi	NAKKUNDI	GP	Sorghum (Jowar/Great Millet)	RF	190	4	972.29				
218	Raichur	Manvi	NAVALKAL	GP	Sorghum (Jowar/Great Millet)	RF	1290			Hobli Level	17	719.36	
219	Raichur	Manvi	NEER MANVI	GP	Sorghum (Jowar/Great Millet)	RF	1100	4	1172.68				

Government of Karnataka
Directorate of Economics and Statistics
GP Level Average Yield data for Rabi season 2018-19

S.N	District	Taluk	Insurance Unit (Hobli/ GP)	GP / HOBLI	Crop	IRR_Rf	Area_Sown_Ha	No_CCE_Co nducted	Average Yield(Kg/Ha)	Name_Of_Higher_Level	No_cce Conducted_Higher	Higher average Yield(Kg/Ha)	Neighbouring Yield
220	Raichur	Manvi	PAMANA KALLUR	GP	Sorghum (Jowar/Great Millet)	RF	506	4	629.25				
221	Raichur	Manvi	POTNAL	GP	Sorghum (Jowar/Great Millet)	RF	230	4	1034.07				
222	Raichur	Manvi	SADAPUR	GP	Sorghum (Jowar/Great Millet)	RF	670			Hobli Level	21	1257.88	
223	Raichur	Manvi	SANGAPURA	GP	Sorghum (Jowar/Great Millet)	RF	5			Hobli Level	25	1436.50	
224	Raichur	Manvi	Siravara(ULB)	GP	Sorghum (Jowar/Great Millet)	RF	150	4	651.25				
225	Raichur	Manvi	SUNKESHWAR	GP	Sorghum (Jowar/Great Millet)	RF	419	4	1167.05				
226	Raichur	Manvi	TORAN DINNY	GP	Sorghum (Jowar/Great Millet)	RF	1590	4	1188.08				
227	Raichur	Manvi	UTAKANOOR	GP	Sorghum (Jowar/Great Millet)	RF	578			Hobli Level	22	767.11	
228	Raichur	Manvi	VATAGAL	GP	Sorghum (Jowar/Great Millet)	RF	360	4	880.06				
229	Raichur	Raichur	ATKOOR	GP	Bengal Gram	RF	0			Taluk Level	55	539.43	
230	Raichur	Raichur	BAYIDODDI	GP	Bengal Gram	RF	0			Hobli Level	2	593.41	
231	Raichur	Raichur	BICHALI	GP	Bengal Gram	RF	1084			Hobli Level	22	596.86	

**Government of Karnataka
Directorate of Economics and Statistics**

GP Level Average Yield data for Rabi season 2018-19

S.N	District	Taluk	Insurance Unit (Hobli/ GP)	GP / HOBLI	Crop	IRR_RF	Area_Sown_Ha	No_CCE_Co nducted	Average Yield(Kg/Ha)	Name_Of_Higher_Level	No_cce_Conducted_Higher	Higher average Yield(Kg/Ha)	Neighbouring Yield
232	Raichur	Raichur	BIJANGERA	GP	Bengal Gram	RF	0			Hobli Level	2	593.41	
233	Raichur	Raichur	CHANDRABANDA	GP	Bengal Gram	RF	0			Taluk Level	55	539.43	
234	Raichur	Raichur	CHIKKASUGUR	GP	Bengal Gram	RF	5			Hobli Level	22	504.72	
235	Raichur	Raichur	DEVASUGUR	GP	Bengal Gram	RF	0			Taluk Level	55	539.43	
236	Raichur	Raichur	GANADHAL	GP	Bengal Gram	RF	5			Hobli Level	22	596.86	
237	Raichur	Raichur	GILLESUGUR	GP	Bengal Gram	RF	1563			Hobli Level	22	596.86	
238	Raichur	Raichur	GUNJAHALLI	GP	Bengal Gram	RF	991	4	1079.14				
239	Raichur	Raichur	HEERAPURA	GP	Bengal Gram	RF	398			Hobli Level	22	596.86	
240	Raichur	Raichur	IDAPANUR	GP	Bengal Gram	RF	477			Hobli Level	22	596.86	
241	Raichur	Raichur	JAGERKAL	GP	Bengal Gram	RF	1077			Hobli Level	42	505.87	
242	Raichur	Raichur	JAGIR VENKATAPUR	GP	Bengal Gram	RF	674	4	291.04				
243	Raichur	Raichur	JAMBALDINNI	GP	Bengal Gram	RF	564			Hobli Level	11	558.49	

Government of Karnataka
Directorate of Economics and Statistics
GP Level Average Yield data for Rabi season 2018-19

S.N	District	Taluk	Insurance Unit (Hobli/ GP)	GP / HOBLI	Crop	IRR_RF	Area_Sown_Ha	No_CCE_Co nducted	Average Yield(Kg/Ha)	Name_Of_Higher_Level	No_cce Conducted_Higher	Higher average Yield(Kg/Ha)	Neighbouring Yield
244	Raichur	Raichur	KADLUR	GP	Bengal Gram	RF	0			Taluk Level	55	539.43	
245	Raichur	Raichur	KALMALA	GP	Bengal Gram	RF	1582	4	655.01				
246	Raichur	Raichur	KAMALAPUR	GP	Bengal Gram	RF	1090	4	0.00				
247	Raichur	Raichur	L.K. DODDI	GP	Bengal Gram	RF	0			Hobli Level	11	558.49	
248	Raichur	Raichur	MAMDAPUR	GP	Bengal Gram	RF	784	4	704.16				
249	Raichur	Raichur	MANSLAPUR	GP	Bengal Gram	RF	958			Hobli Level	20	460.37	
250	Raichur	Raichur	MARCHATAL	GP	Bengal Gram	RF	720			Hobli Level	31	509.43	
251	Raichur	Raichur	MATMARI	GP	Bengal Gram	RF	825	4	156.45				
252	Raichur	Raichur	MITTIMALKAPUR	GP	Bengal Gram	RF	865					489.23	Y
253	Raichur	Raichur	NADIGADDI MALKAPURA	GP	Bengal Gram	RF	325	4	803.80				
254	Raichur	Raichur	POORTHIPLI	GP	Bengal Gram	RF	626			Hobli Level	33	571.28	
255	Raichur	Raichur	Raichur (ULB)	GP	Bengal Gram	RF	90					692.09	Y

Government of Karnataka
Directorate of Economics and Statistics
GP Level Average Yield data for Rabi season 2018-19

S.N	District	Taluk	Insurance Unit (Hobli/ GP)	GP / HOBLI	Crop	IRR_RF	Area_Sown_Ha	No_CCE_Co nducted	Average Yield(Kg/Ha)	Name_Of_Higher_Level	No_cce Conducted_Higher	Higher average Yield(Kg/Ha)	Neighbouring Yield
256	Raichur	Raichur	SAGAMKUNTA	GP	Bengal Gram	RF	0			Taluk Level	55	539.43	
257	Raichur	Raichur	SHAKAWADI	GP	Bengal Gram	RF	0					569.67	Y
258	Raichur	Raichur	SINGANODI	GP	Bengal Gram	RF	0			Hobli Level	2	593.41	
259	Raichur	Raichur	TALAMARI	GP	Bengal Gram	RF	1087	4	536.76				
260	Raichur	Raichur	UDAMAGAL	GP	Bengal Gram	RF	514	4	711.44				
261	Raichur	Raichur	YADLAPUR	GP	Bengal Gram	RF	0			Hobli Level	11	558.49	
262	Raichur	Raichur	YAPALDINNI	GP	Bengal Gram	RF	0			Taluk Level	55	539.43	
263	Raichur	Raichur	YERGERA	GP	Bengal Gram	RF	1480			Hobli Level	11	558.49	
264	Raichur	Raichur	ATKOOR	GP	Sorghum (Jowar/Great Millet)	RF	0			Hobli Level	12	985.08	
265	Raichur	Raichur	BAYIDODDI	GP	Sorghum (Jowar/Great Millet)	RF	350	4	1047.27				
266	Raichur	Raichur	BICHALI	GP	Sorghum (Jowar/Great Millet)	RF	260	4	959.27				
267	Raichur	Raichur	BIJANGERA	GP	Sorghum (Jowar/Great Millet)	RF	0			Hobli Level	16	1224.70	

Government of Karnataka
Directorate of Economics and Statistics
GP Level Average Yield data for Rabi season 2018-19

S.N	District	Taluk	Insurance Unit (Hobli/ GP)	GP / HOBLI	Crop	IRR_RF	Area_Sown_Ha	No_CCE_Co nducted	Average Yield(Kg/Ha)	Name_Of_Higher_Level	No_cce Conducted_Higher	Higher average Yield(Kg/Ha)	Neighbouring Yield
268	Raichur	Raichur	CHANDRABANDA	GP	Sorghum (Jowar/Great Millet)	RF	1230			Hobli Level	12	985.08	
269	Raichur	Raichur	CHIKKASUGUR	GP	Sorghum (Jowar/Great Millet)	RF	814	4	535.96				
270	Raichur	Raichur	DEVASUGUR	GP	Sorghum (Jowar/Great Millet)	RF	0					535.96	Y
271	Raichur	Raichur	GANADHAL	GP	Sorghum (Jowar/Great Millet)	RF	535	4	1030.99				
272	Raichur	Raichur	GILLESUGUR	GP	Sorghum (Jowar/Great Millet)	RF	693	4	796.63				
273	Raichur	Raichur	GUNJAHALLI	GP	Sorghum (Jowar/Great Millet)	RF	230			Hobli Level	47	714.85	
274	Raichur	Raichur	HEERAPURA	GP	Sorghum (Jowar/Great Millet)	RF	160	4	400.43				
275	Raichur	Raichur	IDAPANUR	GP	Sorghum (Jowar/Great Millet)	RF	490			Hobli Level	31	772.45	
276	Raichur	Raichur	JAGERKAL	GP	Sorghum (Jowar/Great Millet)	RF	762			Hobli Level	51	536.93	
277	Raichur	Raichur	JAGIR VENKATAPUR	GP	Sorghum (Jowar/Great Millet)	RF	620	4	651.25				
278	Raichur	Raichur	JAMBALDINNI	GP	Sorghum (Jowar/Great Millet)	RF	158	4	1003.27				
279	Raichur	Raichur	KADLUR	GP	Sorghum (Jowar/Great Millet)	RF	0					835.44	Y

Government of Karnataka
Directorate of Economics and Statistics
GP Level Average Yield data for Rabi season 2018-19

S.N	District	Taluk	Insurance Unit (Hobli/ GP)	GP / HOBLI	Crop	IRR_RF	Area Sown_Ha	No_CCE_Co nducted	Average Yield(Kg/Ha)	Name_Of_Higher_Level	No_cce Conducted_Higher	Higher average Yield(Kg/Ha)	Neighbouring Yield
280	Raichur	Raichur	KALMALA	GP	Sorghum (Jowar/Great Millet)	RF	563	4	714.26				
281	Raichur	Raichur	KAMALAPUR	GP	Sorghum (Jowar/Great Millet)	RF	812	4	0.00				
282	Raichur	Raichur	L. K. DODDI	GP	Sorghum (Jowar/Great Millet)	RF	0			Hobli Level	16	657.24	
283	Raichur	Raichur	MAMDAPUR	GP	Sorghum (Jowar/Great Millet)	RF	314	4	621.99				
284	Raichur	Raichur	MANSLAPUR	GP	Sorghum (Jowar/Great Millet)	RF	620			Hobli Level	18	760.44	
285	Raichur	Raichur	MARCHATAL	GP	Sorghum (Jowar/Great Millet)	RF	200			Hobli Level	34	708.84	
286	Raichur	Raichur	MATMARI	GP	Sorghum (Jowar/Great Millet)	RF	515			Hobli Level	31	772.45	
287	Raichur	Raichur	MITTIMALKAPUR	GP	Sorghum (Jowar/Great Millet)	RF	310	4	1851.64				
288	Raichur	Raichur	NADIGADDI MALKAPURA	GP	Sorghum (Jowar/Great Millet)	RF	120	4	836.06				
289	Raichur	Raichur	POORTHIPLI	GP	Sorghum (Jowar/Great Millet)	RF	150	4	514.84				
290	Raichur	Raichur	Raichur (ULB)	GP	Sorghum (Jowar/Great Millet)	RF	80	4	1410.25				
291	Raichur	Raichur	SAGAMKUNTA	GP	Sorghum (Jowar/Great Millet)	RF	0					306.26	Y

Government of Karnataka
Directorate of Economics and Statistics
GP Level Average Yield data for Rabi season 2018-19

S.N	District	Taluk	Insurance Unit (Hobli/ GP)	GP / HOBLI	Crop	IRR_RF	Area_Sown_Ha	No_CCE_Co nducted	Average Yield(Kg/Ha)	Name_Of_Higher_Level	No_cce Conducted_Higher	Higher average Yield(Kg/Ha)	Neighbouring Yield
292	Raichur	Raichur	SHAKAWADI	GP	Sorghum (Jowar/Great Millet)	RF	467	4	387.23				
293	Raichur	Raichur	SINGANODI	GP	Sorghum (Jowar/Great Millet)	RF	570	4	2466.81				
294	Raichur	Raichur	TALAMARI	GP	Sorghum (Jowar/Great Millet)	RF	497	4	446.63				
295	Raichur	Raichur	UDAMAGAL	GP	Sorghum (Jowar/Great Millet)	RF	108	4	595.14				
296	Raichur	Raichur	YADLAPUR	GP	Sorghum (Jowar/Great Millet)	RF	0			Hobli Level	18	437.11	
297	Raichur	Raichur	YAPALDINNI	GP	Sorghum (Jowar/Great Millet)	RF	350	4	176.02				
298	Raichur	Raichur	YERGERA	GP	Sorghum (Jowar/Great Millet)	RF	480	4	1062.23				
299	Raichur	Sindhanur	ALABNUR	GP	Bengal Gram	RF	0					1364.36	Y
300	Raichur	Sindhanur	BADARLI	GP	Bengal Gram	RF	1850			Hobli Level	12	1637.59	
301	Raichur	Sindhanur	Balaganura(ULB)	GP	Bengal Gram	RF	1800	4	441.28				
302	Raichur	Sindhanur	BAPPUR	GP	Bengal Gram	RF	629	4	326.37				
303	Raichur	Sindhanur	BASSAPUR	GP	Bengal Gram	RF	0			Taluk Level	64	680.71	

Government of Karnataka
Directorate of Economics and Statistics
GP Level Average Yield data for Rabi season 2018-19

S.N	District	Taluk	Insurance Unit (Hobli/ GP)	GP / HOBLI	Crop	IRR_RF	Area_Sown_Ha	No_CCE_Co nducted	Average Yield(Kg/Ha)	Name_Of_Higher_Level	No_cce Conducted_Higher	Higher average Yield(Kg/Ha)	Neighbouring Yield
304	Raichur	Sindhanur	BHOOTALDINNI	GP	Bengal Gram	RF	711	4	409.99				
305	Raichur	Sindhanur	CHENNALLI	GP	Bengal Gram	RF	822					737.54	Y
306	Raichur	Sindhanur	DEVARAGUDI	GP	Bengal Gram	RF	0			Hobli Level	4	409.99	
307	Raichur	Sindhanur	DHADESUGUR	GP	Bengal Gram	RF	0			Hobli Level	11	1266.91	
308	Raichur	Sindhanur	GONWAR	GP	Bengal Gram	RF	772	4	1004.80				
309	Raichur	Sindhanur	GOREBAL	GP	Bengal Gram	RF	0			Hobli Level	2	453.15	
310	Raichur	Sindhanur	GOUDAN BHAVI	GP	Bengal Gram	RF	0					509.25	Y
311	Raichur	Sindhanur	GUDADUR	GP	Bengal Gram	RF	1280	4	172.63				
312	Raichur	Sindhanur	GUNDA	GP	Bengal Gram	RF	824	4	333.12				
313	Raichur	Sindhanur	GUNJALLI	GP	Bengal Gram	RF	0			Taluk Level	64	680.71	
314	Raichur	Sindhanur	HOSALLI E.J.	GP	Bengal Gram	RF	0			Hobli Level	8	634.18	
315	Raichur	Sindhanur	JALIHALLI	GP	Bengal Gram	RF	0			Taluk Level	64	680.71	

Government of Karnataka
Directorate of Economics and Statistics
GP Level Average Yield data for Rabi season 2018-19

S.N	District	Taluk	Insurance Unit (Hobli/ GP)	GP / HOBLI	Crop	IRR RF	Area Sown Ha	No_CCE_Conducted	Average Yield(Kg/Ha)	Name_Of_Higher_Level	No_cce_Conducted_Higher	Higher average Yield(Kg/Ha)	Neighbouring Yield
316	Raichur	Sindhanur	JAWALAGERA	GP	Bengal Gram	RF	1613					631.35	Y
317	Raichur	Sindhanur	KALMANGI	GP	Bengal Gram	RF	924			Hobli Level	14	386.18	
318	Raichur	Sindhanur	KOLABAL	GP	Bengal Gram	RF	0			Hobli Level	12	256.28	
319	Raichur	Sindhanur	MADASIRWAR	GP	Bengal Gram	RF	535	4	1915.08				
320	Raichur	Sindhanur	MUKKUNDA	GP	Bengal Gram	RF	650	4	1627.55				
321	Raichur	Sindhanur	PAGADADINNI	GP	Bengal Gram	RF	0					373.70	Y
322	Raichur	Sindhanur	RAGALPARVI	GP	Bengal Gram	RF	870			Hobli Level	12	1125.55	
323	Raichur	Sindhanur	RAMATNAL	GP	Bengal Gram	RF	640	4	596.64				
324	Raichur	Sindhanur	ROUDAKUNDA	GP	Bengal Gram	RF	0			Hobli Level	4	1627.55	
325	Raichur	Sindhanur	SALAGUNDA	GP	Bengal Gram	RF	1604					1434.52	Y
326	Raichur	Sindhanur	Sindanoor (ULB)	GP	Bengal Gram	RF	0			Taluk Level	64	680.71	
327	Raichur	Sindhanur	SOMLAPUR	GP	Bengal Gram	RF	590	4	453.15				

Government of Karnataka
Directorate of Economics and Statistics
GP Level Average Yield data for Rabi season 2018-19

S.N	District	Taluk	Insurance Unit (Hobli/ GP)	GP / HOBLI	Crop	IRR_RF	Area_Sown_Ha	No_CCE_Co nducted	Average Yield(Kg/Ha)	Name_Of_Higher_Level	No_cce Conducted_Higher	Higher average Yield(Kg/Ha)	Neighbouring Yield
328	Raichur	Sindhanur	TIDIGOL	GP	Bengal Gram	RF	0					408.45	Y
329	Raichur	Sindhanur	Turvihal(ULB)	GP	Bengal Gram	RF	1764			Hobli Level	14	386.18	
330	Raichur	Sindhanur	UDABAL	GP	Bengal Gram	RF	883	4	269.84				
331	Raichur	Sindhanur	UMALUTI	GP	Bengal Gram	RF	1021	4	312.89				
332	Raichur	Sindhanur	VIRUPAPUR	GP	Bengal Gram	RF	0			Taluk Level	64	680.71	
333	Raichur	Sindhanur	ALABNUR	GP	Sorghum (Jowar/Great Millet)	RF	0					1955.94	Y
334	Raichur	Sindhanur	BADARLI	GP	Sorghum (Jowar/Great Millet)	RF	0			Hobli Level	11	2048.55	
335	Raichur	Sindhanur	Balaganura(ULB)	GP	Sorghum (Jowar/Great Millet)	RF	1220	4	299.22				
336	Raichur	Sindhanur	BAPPUR	GP	Sorghum (Jowar/Great Millet)	RF	515	4	1790.92				
337	Raichur	Sindhanur	BASSAPUR	GP	Sorghum (Jowar/Great Millet)	RF	0			Taluk Level	64	1217.37	
338	Raichur	Sindhanur	BHOOTALDINNI	GP	Sorghum (Jowar/Great Millet)	RF	590	4	664.45				
339	Raichur	Sindhanur	CHENNALLI	GP	Sorghum (Jowar/Great Millet)	RF	620					1636.13	Y

Government of Karnataka
Directorate of Economics and Statistics
GP Level Average Yield data for Rabi season 2018-19

S.N	District	Taluk	Insurance Unit (Hobli/ GP)	GP / HOBLI	Crop	IRR_RF	Area_Sown_Ha	No_CCE_Conducted	Average Yield(Kg/Ha)	Name_Of_Higher_Level	No_cce_Conducted_Higher	Higher average Yield(Kg/Ha)	Neighbouring Yield
340	Raichur	Sindhanur	DEVARAGUDI	GP	Sorghum (Jowar/Great Millet)	RF	0			Hobli Level	4	664.45	
341	Raichur	Sindhanur	DHADESUGUR	GP	Sorghum (Jowar/Great Millet)	RF	0			Hobli Level	7	1552.43	
342	Raichur	Sindhanur	GONWAR	GP	Sorghum (Jowar/Great Millet)	RF	604	4	1039.83				
343	Raichur	Sindhanur	GOREBAL	GP	Sorghum (Jowar/Great Millet)	RF	0			Hobli Level	3	2024.14	
344	Raichur	Sindhanur	GOUDAN BHAVI	GP	Sorghum (Jowar/Great Millet)	RF	0			Hobli Level	10	498.70	
345	Raichur	Sindhanur	GUDADUR	GP	Sorghum (Jowar/Great Millet)	RF	525	4	294.82				
346	Raichur	Sindhanur	GUNDA	GP	Sorghum (Jowar/Great Millet)	RF	715			Hobli Level	14	1023.91	
347	Raichur	Sindhanur	GUNJALLI	GP	Sorghum (Jowar/Great Millet)	RF	0					989.45	Y
348	Raichur	Sindhanur	HEDAGINALA	GP	Sorghum (Jowar/Great Millet)	RF	100	4	1870.13				
349	Raichur	Sindhanur	HOSALLI E.J.	GP	Sorghum (Jowar/Great Millet)	RF	0			Hobli Level	5	1760.12	
350	Raichur	Sindhanur	JALIHALL	GP	Sorghum (Jowar/Great Millet)	RF	0			Taluk Level	64	1217.37	


**Government of Karnataka
Directorate of Economics and Statistics**

GP Level Average Yield data for Rabi season 2018-19

S.N	District	Taluk	Insurance Unit (Hobli/ GP)	GP / HOBLI	Crop	IRR_RF	Area_Sown_Ha	No_CCE_Co nducted	Average Yield(Kg/Ha)	Name_Of_Higher_Level	No_cce Conducted_Higher	Higher average Yield(Kg/Ha)	Neighbouring Yield
351	Raichur	Sindhanur	JAWALAGERA	GP	Sorghum (Jowar/Great Millet)	RF	200	4	1342.09				
352	Raichur	Sindhanur	KALMANGI	GP	Sorghum (Jowar/Great Millet)	RF	318	4	874.78				
353	Raichur	Sindhanur	KOLABAL	GP	Sorghum (Jowar/Great Millet)	RF	0			Hobli Level	10	755.09	
354	Raichur	Sindhanur	MADASIRWAR	GP	Sorghum (Jowar/Great Millet)	RF	309	4	2569.78				
355	Raichur	Sindhanur	MUKKUNDA	GP	Sorghum (Jowar/Great Millet)	RF	428	4	1547.15				
356	Raichur	Sindhanur	PAGADADINNI	GP	Sorghum (Jowar/Great Millet)	RF	0					508.96	Y
357	Raichur	Sindhanur	RAGALPARVI	GP	Sorghum (Jowar/Great Millet)	RF	365			Hobli Level	11	1614.87	
358	Raichur	Sindhanur	RAMATNAL	GP	Sorghum (Jowar/Great Millet)	RF	370	4	2120.94				
359	Raichur	Sindhanur	ROUDAKUNDA	GP	Sorghum (Jowar/Great Millet)	RF	0			Hobli Level	4	1547.15	
360	Raichur	Sindhanur	SALAGUNDA	GP	Sorghum (Jowar/Great Millet)	RF	0					1730.20	Y
361	Raichur	Sindhanur	Sindanoor (ULB)	GP	Sorghum (Jowar/Great Millet)	RF	0			Taluk Level	64	1217.37	
362	Raichur	Sindhanur	SOMLAPUR	GP	Sorghum (Jowar/Great Millet)	RF	213	4	1073.68				

Government of Karnataka
Directorate of Economics and Statistics
GP Level Average Yield data for Rabi season 2018-19

S.N	District	Taluk	Insurance Unit (Hobli/ GP)	GP / HOBLI	Crop	IRR RF	Area Sown Ha	No_CCE_Conducted	Average Yield(Kg/Ha)	Name_Of_Higher_Level	No_cce_Conducted_Higher	Higher average Yield(Kg/Ha)	Neighbouring Yield
363	Raichur	Sindhanur	TIDIGOL	GP	Sorghum (Jowar/Great Millet)	RF	0			Hobli Level	8	1513.34	
364	Raichur	Sindhanur	Turviha(U LB)	GP	Sorghum (Jowar/Great Millet)	RF	1028	4	911.74				
365	Raichur	Sindhanur	UDABAL	GP	Sorghum (Jowar/Great Millet)	RF	280	4	563.24				
366	Raichur	Sindhanur	UMALUTI	GP	Sorghum (Jowar/Great Millet)	RF	5			Hobli Level	10	859.11	
367	Raichur	Sindhanur	VALA BALLARY	GP	Sorghum (Jowar/Great Millet)	RF	0					1120.57	Y
368	Raichur	Sindhanur	VIRUPAPUR	GP	Sorghum (Jowar/Great Millet)	RF	0			Hobli Level	4	1683.12	


Joint Director
Crop insurance scheme Division
Directorate of Economics and Statistics



Government of Karnataka
Directorate of Economics and Statistics
GP Level Average Yield data for Rabi season 2018-19

S.N	District	Taluk	Insurance Unit (Hobli/ GP)	GP / HOBLI	Crop	IRR_RF	Area_Sown_Ha	No_CCE_Co nducted	Average Yield(Kg/Ha)	Name_Of_Higher_Level	No_cce Conducted_Higher	Higher average Yield(Kg/Ha)	Neighbouring Yield
1	Ramanagara	Kanakpura	ACHALU	GP	Horse Gram (kulthi/kultha)	RF	2	4	403.63				
2	Ramanagara	Kanakpura	ARAKERE	GP	Horse Gram (kulthi/kultha)	RF	36	4	223.89				
3	Ramanagara	Kanakpura	AREKATTE DODDI	GP	Horse Gram (kulthi/kultha)	RF	4	4	301.15				
4	Ramanagara	Kanakpura	BANAVASI	GP	Horse Gram (kulthi/kultha)	RF	61			Hobli Level	18	454.83	
5	Ramanagara	Kanakpura	BANNIMUKKODLU	GP	Horse Gram (kulthi/kultha)	RF	79	4	189.21				
6	Ramanagara	Kanakpura	CHAKANAHALLI	GP	Horse Gram (kulthi/kultha)	RF	15	4	662.21				
7	Ramanagara	Kanakpura	CHEELURU	GP	Horse Gram (kulthi/kultha)	RF	66	4	514.32				
8	Ramanagara	Kanakpura	CHOODAHALLI	GP	Horse Gram (kulthi/kultha)	RF	77			Hobli Level	22	359.20	
9	Ramanagara	Kanakpura	DODDA ALAHALLI	GP	Horse Gram (kulthi/kultha)	RF	4	4	555.00				
10	Ramanagara	Kanakpura	DODDAMARALAW ADI	GP	Horse Gram (kulthi/kultha)	RF	51	4	347.03				
11	Ramanagara	Kanakpura	DODDAMUDAWADI	GP	Horse Gram (kulthi/kultha)	RF	14	4	331.11				

Government of Karnataka
Directorate of Economics and Statistics
GP Level Average Yield data for Rabi season 2018-19

S.N	District	Taluk	Insurance Unit (Hobli/ GP)	GP / HOBLI	Crop	IRR_Rf	Area_Sown_Ha	No_CCE_Co nducted	Average Yield(Kg/Ha)	Name_Of_Higher_Level	No_cce Conducted_Higher	Higher average Yield(Kg/Ha)	Neighbouring Yield
12	Ramanagara	Kanakpura	DYAVASANDRA	GP	Horse Gram (kulthi/kultha)	RF	9	4	865.30				
13	Ramanagara	Kanakpura	HALLIMARANAHA LLI	GP	Horse Gram (kulthi/kultha)	RF	27	4	580.23				
14	Ramanagara	Kanakpura	HERINDYAPANAH ALLI	GP	Horse Gram (kulthi/kultha)	RF	100	4	687.44				
15	Ramanagara	Kanakpura	HONNIGANAHALL I	GP	Horse Gram (kulthi/kultha)	RF	11	4	315.34				
16	Ramanagara	Kanakpura	HOSADURGA	GP	Horse Gram (kulthi/kultha)	RF	87	4	851.42				
17	Ramanagara	Kanakpura	HUKUNDHA	GP	Horse Gram (kulthi/kultha)	RF	64	4	192.36				
18	Ramanagara	Kanakpura	HUNASANAHALLI	GP	Horse Gram (kulthi/kultha)	RF	23			Hobli Level	27	477.92	
19	Ramanagara	Kanakpura	I.GOLLAHALLI	GP	Horse Gram (kulthi/kultha)	RF	6	4	599.15				
20	Ramanagara	Kanakpura	KABBAL	GP	Horse Gram (kulthi/kultha)	RF	15	4	441.48				
21	Ramanagara	Kanakpura	KADAHALLI	GP	Horse Gram (kulthi/kultha)	RF	216			Hobli Level	22	359.20	
22	Ramanagara	Kanakpura	KAGGALAHALLI	GP	Horse Gram (kulthi/kultha)	RF	14	4	402.06				

Government of Karnataka
Directorate of Economics and Statistics
GP Level Average Yield data for Rabi season 2018-19

S.N	District	Taluk	Insurance Unit (Hobli/ GP)	GP / HOBLI	Crop	IRR_RF	Area_Sown_Ha	No_CCE_Co nducted	Average Yield(Kg/Ha)	Name_Of_Higher_Level	No_cce Conducted_Higher	Higher average Yield(Kg/Ha)	Neighbouring Yield
23	Ramanagara	Kanakpura	KALLAHALLI	GP	Horse Gram (kulthi/kultha)	RF	117	4	886.11				
24	Ramanagara	Kanakpura	KOLAGONDANAH ALLI	GP	Horse Gram (kulthi/kultha)	RF	93	4	819.89				
25	Ramanagara	Kanakpura	KOLLIGANAHALLI	GP	Horse Gram (kulthi/kultha)	RF	15	4	287.27				
26	Ramanagara	Kanakpura	KOTTAGALU	GP	Horse Gram (kulthi/kultha)	RF	10	4	384.09				
27	Ramanagara	Kanakpura	MULLAHALLI	GP	Horse Gram (kulthi/kultha)	RF	106	4	488.78				
28	Ramanagara	Kanakpura	NARAYANAPURA	GP	Horse Gram (kulthi/kultha)	RF	27	4	646.45				
29	Ramanagara	Kanakpura	SATHANURU	GP	Horse Gram (kulthi/kultha)	RF	104	4	331.11				
30	Ramanagara	Kanakpura	SHIVANAHALLI	GP	Horse Gram (kulthi/kultha)	RF	18	4	777.09				
31	Ramanagara	Kanakpura	SOMANDAYAPAN AHALLI	GP	Horse Gram (kulthi/kultha)	RF	30	4	1043.78				
32	Ramanagara	Kanakpura	T.HOSAHALLI	GP	Horse Gram (kulthi/kultha)	RF	52	4	309.82				
33	Ramanagara	Kanakpura	THOKASANDRA	GP	Horse Gram (kulthi/kultha)	RF	59	4	616.02				

8/11

Government of Karnataka
Directorate of Economics and Statistics
GP Level Average Yield data for Rabi season 2018-19

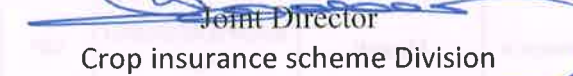
S.N	District	Taluk	Insurance Unit (Hobli/ GP)	GP / HOBLI	Crop	IRR_RF	Area_Sown_Ha	No_CCE_Co nducted	Average Yield(Kg/Ha)	Name_Of_Higher_Level	No_cce Conducted_Higher	Higher average Yield(Kg/Ha)	Neighbouring Yield
34	Ramanagara	Kanakpura	THUNGANI	GP	Horse Gram (kulthi/kultha)	RF	51	4	528.20				
35	Ramanagara	Kanakpura	UYYAMBALLI	GP	Horse Gram (kulthi/kultha)	RF	297	4	463.55				
36	Ramanagara	Kanakpura	YALACHAVADI	GP	Horse Gram (kulthi/kultha)	RF	15			Hobli Level	18	454.83	
37	Ramanagara	Magadi	ADARANGI	GP	Horse Gram (kulthi/kultha)	RF	13	4	629.11				
38	Ramanagara	Magadi	AGALAKOTE	GP	Horse Gram (kulthi/kultha)	RF	35			Hobli Level	41	764.31	
39	Ramanagara	Magadi	AJJANAHALLI	GP	Horse Gram (kulthi/kultha)	RF	29	4	230.20				
40	Ramanagara	Magadi	BACHENAHATTI	GP	Horse Gram (kulthi/kultha)	RF	42	4	802.86				
41	Ramanagara	Magadi	BANAVADI	GP	Horse Gram (kulthi/kultha)	RF	19	4	211.15				
42	Ramanagara	Magadi	BELAGUMBA	GP	Horse Gram (kulthi/kultha)	RF	27	4	1028.01				
43	Ramanagara	Magadi	BISKOOR	GP	Horse Gram (kulthi/kultha)	RF	28	4	551.85				
44	Ramanagara	Magadi	BITTASANDRA	GP	Horse Gram (kulthi/kultha)	RF	45			Hobli Level	15	649.15	

Government of Karnataka
Directorate of Economics and Statistics
GP Level Average Yield data for Rabi season 2018-19

S.N	District	Taluk	Insurance Unit (Hobli/ GP)	GP / HOBLI	Crop	IRR_RF	Area_Sown_Ha	No_CCE_Co nducted	Average Yield(Kg/Ha)	Name_Of_Higher_Level	No_cce Conducted_Higher	Higher average Yield(Kg/Ha)	Neighbouring Yield
45	Ramanagara	Magadi	CHIKKAHALLI	GP	Horse Gram (kulthi/kultha)	RF	32	4	693.75				
46	Ramanagara	Magadi	CHIKKAMUDIGERE	GP	Horse Gram (kulthi/kultha)	RF	53	4	469.86				
47	Ramanagara	Magadi	HANCHIKUPPE	GP	Horse Gram (kulthi/kultha)	RF	44			Hobli Level	21	712.73	
48	Ramanagara	Magadi	HULLENAHALLI	GP	Horse Gram (kulthi/kultha)	RF	18	4	966.94				
49	Ramanagara	Magadi	KALARI KAVAL	GP	Horse Gram (kulthi/kultha)	RF	16	4	741.05				
50	Ramanagara	Magadi	KKALYA	GP	Horse Gram (kulthi/kultha)	RF	14	4	919.22				
51	Ramanagara	Magadi	LLAKKENAHALLI	GP	Horse Gram (kulthi/kultha)	RF	15	4	677.98				
52	Ramanagara	Magadi	MADABAL	GP	Horse Gram (kulthi/kultha)	RF	44	4	589.69				
53	Ramanagara	Magadi	MADIGONDANAHALLI	GP	Horse Gram (kulthi/kultha)	RF	15	4	782.05				
54	Ramanagara	Magadi	MATHIKERE	GP	Horse Gram (kulthi/kultha)	RF	27	4	817.05				
55	Ramanagara	Magadi	MOTAGONDANAHALLI	GP	Horse Gram (kulthi/kultha)	RF	24	4	611.76				

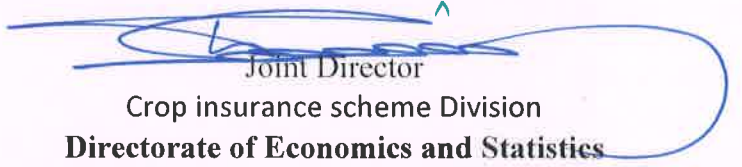
Government of Karnataka
Directorate of Economics and Statistics
GP Level Average Yield data for Rabi season 2018-19

S.N	District	Taluk	Insurance Unit (Hobli/ GP)	GP / HOBLI	Crop	IRR_RF	Area_Sown_Ha	No_CCE_Co nducted	Average Yield(Kg/Ha)	Name_Of_Higher_Level	No_cce Conducted_Higher	Higher average Yield(Kg/Ha)	Neighbouring Yield
56	Ramanagara	Magadi	NARASANDRA	GP	Horse Gram (kulthi/kultha)	RF	12	4	1026.43				
57	Ramanagara	Magadi	NETHANAHALLI	GP	Horse Gram (kulthi/kultha)	RF	11	4	1057.97				
58	Ramanagara	Magadi	SANKIGATTA	GP	Horse Gram (kulthi/kultha)	RF	31	4	508.96				
59	Ramanagara	Magadi	SATHANOOOR	GP	Horse Gram (kulthi/kultha)	RF	8			Hobli Level	20	970.62	
60	Ramanagara	Magadi	SEEGEKUPPE	GP	Horse Gram (kulthi/kultha)	RF	35	4	611.76				
61	Ramanagara	Magadi	THAGGIKUPPE	GP	Horse Gram (kulthi/kultha)	RF	33			Hobli Level	35	934.90	
62	Ramanagara	Magadi	THIPPASANDRA	GP	Horse Gram (kulthi/kultha)	RF	11	4	701.63				


Joint Director
Crop insurance scheme Division
Directorate of Economics and Statistics

Government of Karnataka
Directorate of Economics and Statistics
GP Level Average Yield data for Rabi season 2018-19

S.N	District	Taluk	Insurance Unit (Hobli/ GP)	GP / HOBLI	Crop	IRR_RF	Area_Sown_Ha	No_CCE_Co nducted	Average Yield(Kg/Ha)	Name_Of_Higher_Level	No_cce Conducted_Higher	Higher average Yield(Kg/Ha)	Neighbouring Yield
1	Shivamogga	Shikaripura	BAGANAKATTE	GP	SUNFLOWER	IRR	92	4	2555.66				
2	Shivamogga	Shikaripura	MARAVALLI	GP	SUNFLOWER	IRR	34	4	2121.18				
3	Shivamogga	Shikaripura	MATTHIKOTE	GP	SUNFLOWER	IRR	8	4	2299.53				
4	Shivamogga	Shikaripura	MUDDANAHALLI	GP	SUNFLOWER	IRR	29	4	1766.39				


 Joint Director
 Crop insurance scheme Division
 Directorate of Economics and Statistics

Government of Karnataka
Directorate of Economics and Statistics
GP Level Average Yield data for Rabi season 2018-19

S.N	District	Taluk	Insurance Unit (Hobli/ GP)	GP / HOBLI	Crop	IRR_Rf	Area_Sown_Ha	No_CCE_Co nducted	Average Yield(Kg/Ha)	Name_Of_Higher_Level	No_cce Conducted_Higher	Higher average Yield(Kg/Ha)	Neighbouring Yield
1	Udupi	Karkala	BAILOOR	GP	PADDY	IRR	48	4	3368.48				
2	Udupi	Karkala	BELMAN	GP	PADDY	IRR	24	4	5195.17				
3	Udupi	Karkala	BOLA	GP	PADDY	IRR	22	4	4142.73				
4	Udupi	Karkala	CHARA	GP	PADDY	IRR	14	4	3375.18				
5	Udupi	Karkala	DURGA	GP	PADDY	IRR	41	4	3963.41				
6	Udupi	Karkala	HEBRI	GP	PADDY	IRR	14	4	2420.78				
7	Udupi	Karkala	HIRGAN	GP	PADDY	IRR	38	4	3981.84				
8	Udupi	Karkala	IDU	GP	PADDY	IRR	123	4	3787.45				
9	Udupi	Karkala	IRVATHAURU	GP	PADDY	IRR	33	4	3586.34				
10	Udupi	Karkala	KADTHALA	GP	PADDY	IRR	75	4	4502.20				
11	Udupi	Karkala	KALYA	GP	PADDY	IRR	8	4	2741.37				
12	Udupi	Karkala	KANTHAVARA	GP	PADDY	IRR	60	4	3539.84				

Government of Karnataka
Directorate of Economics and Statistics
GP Level Average Yield data for Rabi season 2018-19

S.N	District	Taluk	Insurance Unit (Hobli/ GP)	GP / HOBLI	Crop	IRR_RF	Area_Sown_Ha	No_CCE_Co nducted	Average Yield(Kg/Ha)	Name_Of_Higher_Level	No_cce Conducted_Higher	Higher average Yield(Kg/Ha)	Neighbouring Yield
13	Udupi	Karkala	Karkala (ULB)	GP	PADDY	IRR	28	4	4033.80				
14	Udupi	Karkala	KERVASHE	GP	PADDY	IRR	94	4	2347.04				
15	Udupi	Karkala	KUCHHURU	GP	PADDY	IRR	43			Hobli Level	51	3330.62	
16	Udupi	Karkala	KUKKUNDOOR	GP	PADDY	IRR	56	4	4901.89				
17	Udupi	Karkala	MALA	GP	PADDY	IRR	83	4	3738.51				
18	Udupi	Karkala	MARNE	GP	PADDY	IRR	119	4	2963.84				
19	Udupi	Karkala	MIYARU	GP	PADDY	IRR	55	4	4620.52				
20	Udupi	Karkala	MOODARU	GP	PADDY	IRR	84	4	3498.36				
21	Udupi	Karkala	MUNDKURU	GP	PADDY	IRR	117	4	4445.38				
22	Udupi	Karkala	NADPALU	GP	PADDY	IRR	30	4	3714.13				
23	Udupi	Karkala	NALLUR	GP	PADDY	IRR	55	4	3777.39				
24	Udupi	Karkala	NANDALIKE	GP	PADDY	IRR	9	4	3857.83				

Government of Karnataka
Directorate of Economics and Statistics
GP Level Average Yield data for Rabi season 2018-19

S.N	District	Taluk	Insurance Unit (Hobli/ GP)	GP / HOBLI	Crop	IRR_RF	Area_Sown_Ha	No_CCE_Co nducted	Average Yield(Kg/Ha)	Name_Of_Higher_Level	No_cce Conducted_Higher	Higher average Yield(Kg/Ha)	Neighbouring Yield
25	Udupi	Karkala	NITTE	GP	PADDY	IRR	28	4	3637.54				
26	Udupi	Karkala	PALLI	GP	PADDY	IRR	40	4	3520.56				
27	Udupi	Karkala	RENJALA	GP	PADDY	IRR	49	4	3788.95				
28	Udupi	Karkala	SANOOR	GP	PADDY	IRR	66			Hobli Level	75	3826.54	
29	Udupi	Karkala	SHIRLALU	GP	PADDY	IRR	59	4	3207.60				
30	Udupi	Karkala	SHIVAPURA	GP	PADDY	IRR	26	4	4102.17				
31	Udupi	Karkala	VARANGA	GP	PADDY	IRR	64	4	2681.38				
32	Udupi	Karkala	YERLAPADI	GP	PADDY	IRR	63	4	3195.53				
33	Udupi	Kundapura	AJRI	GP	PADDY	IRR	45	4	3929.89				
34	Udupi	Kundapura	ALURU	GP	PADDY	IRR	24	4	4139.37				
35	Udupi	Kundapura	AMASBAILU	GP	PADDY	IRR	67	4	2819.64				
36	Udupi	Kundapura	BASRURU	GP	PADDY	IRR	25	4	3909.78				

Government of Karnataka
Directorate of Economics and Statistics
GP Level Average Yield data for Rabi season 2018-19

S.N	District	Taluk	Insurance Unit (Hobli/ GP)	GP / HOBLI	Crop	IRR_Rf	Area_Sown_Ha	No_CCE_Co nducted	Average Yield(Kg/Ha)	Name_Of_Higher_Level	No_cce Conducted_Higher	Higher average Yield(Kg/Ha)	Neighbouring Yield
37	Udupi	Kundapura	BELURU	GP	PADDY	IRR	22	4	4851.62				
38	Udupi	Kundapura	BELVE	GP	PADDY	IRR	64	4	4005.31				
39	Udupi	Kundapura	BIJUR	GP	PADDY	IRR	45	4	3309.82				
40	Udupi	Kundapura	CHITTURU	GP	PADDY	IRR	11	4	4533.20				
41	Udupi	Kundapura	GOLIHOLE	GP	PADDY	IRR	45	4	3636.62				
42	Udupi	Kundapura	Gulwadi	GP	PADDY	IRR	7	4	3605.61				
43	Udupi	Kundapura	HAKLADI	GP	PADDY	IRR	37	4	4315.34				
44	Udupi	Kundapura	HALADI	GP	PADDY	IRR	43	4	3662.59				
45	Udupi	Kundapura	HALLIHOLE	GP	PADDY	IRR	18	4	4174.90				
46	Udupi	Kundapura	HARDALLI - MANDALLI	GP	PADDY	IRR	49	4	4013.69				
47	Udupi	Kundapura	HATTIYANGADI	GP	PADDY	IRR	30	4	6116.89				
48	Udupi	Kundapura	HEMMADI	GP	PADDY	IRR	0			Hobli Level	61	4184.90	

Government of Karnataka
Directorate of Economics and Statistics
GP Level Average Yield data for Rabi season 2018-19

S.N	District	Taluk	Insurance Unit (Hobli/ GP)	GP / HOBLI	Crop	IRR_RF	Area_Sown_Ha	No_CCE_Co nducted	Average Yield(Kg/Ha)	Name_Of_Higher_Level	No_cce Conducted_Higher	Higher average Yield(Kg/Ha)	Neighbouring Yield
49	Udupi	Kundapura	HOMBADI - MANDADI	GP	PADDY	IRR	36	4	4387.40				
50	Udupi	Kundapura	HOSANGADI	GP	PADDY	IRR	10	4	4470.36				
51	Udupi	Kundapura	IDURU KUNJYADI	GP	PADDY	IRR	7	4	2874.10				
52	Udupi	Kundapura	JADKAL	GP	PADDY	IRR	35	4	3728.79				
53	Udupi	Kundapura	KALAVARA	GP	PADDY	IRR	33	4	4177.08				
54	Udupi	Kundapura	KALTHODU	GP	PADDY	IRR	32	4	4830.67				
55	Udupi	Kundapura	KARKUNJE	GP	PADDY	IRR	20	4	3131.34				
56	Udupi	Kundapura	KAVRADI	GP	PADDY	IRR	16	4	4615.40				
57	Udupi	Kundapura	KEDURU	GP	PADDY	IRR	30	4	4579.29				
58	Udupi	Kundapura	KERADI	GP	PADDY	IRR	26	4	4080.72				
59	Udupi	Kundapura	KORGI	GP	PADDY	IRR	30	4	3326.58				
60	Udupi	Kundapura	MADAMAKKI	GP	PADDY	IRR	40	4	3720.41				

Government of Karnataka
Directorate of Economics and Statistics
GP Level Average Yield data for Rabi season 2018-19

S.N	District	Taluk	Insurance Unit (Hobli/ GP)	GP / HOBLI	Crop	IRR_RF	Area Sown_Ha	No_CCE_Co nducted	Average Yield(Kg/Ha)	Name_Of_Higher_Level	No_cce Conducted_Higher	Higher average Yield(Kg/Ha)	Neighbouring Yield
61	Udupi	Kundapura	MOLAHALLI	GP	PADDY	IRR	28	4	3117.10				
62	Udupi	Kundapura	NADA	GP	PADDY	IRR	53	4	4218.98				
63	Udupi	Kundapura	SHANKARNARAY ANA	GP	PADDY	IRR	48	4	4265.06				
64	Udupi	Kundapura	SIDDAPURA	GP	PADDY	IRR	13	4	4189.65				
65	Udupi	Kundapura	Ullur 74	GP	PADDY	IRR	14			Hobli Level	61	4184.90	
66	Udupi	Kundapura	YADTHARE	GP	PADDY	IRR	21	4	5111.38				
67	Udupi	Kundapura	YEDAMOGE	GP	PADDY	IRR	8			Hobli Level	61	4184.90	
68	Udupi	Udupi	ALEVOOR	GP	PADDY	IRR	13	4	5325.05				
69	Udupi	Udupi	AVARSE	GP	PADDY	IRR	26	4	2712.38				
70	Udupi	Udupi	BAIRAMPALLI	GP	PADDY	IRR	36	4	3913.14				
71	Udupi	Udupi	BELLE	GP	PADDY	IRR	18	4	4139.37				
72	Udupi	Udupi	BOMMARABETTU	GP	PADDY	IRR	25	4	2467.70				

Government of Karnataka
Directorate of Economics and Statistics
GP Level Average Yield data for Rabi season 2018-19

S.N	District	Taluk	Insurance Unit (Hobli/ GP)	GP / HOBLI	Crop	IRR_RF	Area_Sown_Ha	No_CCE_Co nducted	Average Yield(Kg/Ha)	Name_Of_Higher_Level	No_cce Conducted_Higher	Higher average Yield(Kg/Ha)	Neighbouring Yield
73	Udupi	Udupi	HANDADI	GP	PADDY	IRR	2	4	3224.77				
74	Udupi	Udupi	HARADI	GP	PADDY	IRR	3	4	2740.03				
75	Udupi	Udupi	KADURU	GP	PADDY	IRR	30	4	4391.59				
76	Udupi	Udupi	KOKKARNE	GP	PADDY	IRR	13	4	3963.41				
77	Udupi	Udupi	NALKUR	GP	PADDY	IRR	11	4	3883.81				
78	Udupi	Udupi	PADUBIDRI	GP	PADDY	IRR	8			Hobli Level	11	4596.06	
79	Udupi	Udupi	Saligrama (ULB)	GP	PADDY	IRR	25	4	3355.91				
80	Udupi	Udupi	SHIRVA	GP	PADDY	IRR	4	4	3896.38				
81	Udupi	Udupi	VADDARSE	GP	PADDY	IRR	21	4	4449.41				
82	Udupi	Udupi	YADTADI	GP	PADDY	IRR	15	4	3425.04				




 Joint Director
 Crop insurance scheme Division
 Directorate of Economics and Statistics

Government of Karnataka
Directorate of Economics and Statistics

GP Level Average Yield data for Rabi season 2018-19

S.N	District	Taluk	Insurance Unit (Hobli/ GP)	GP / HOBLI	Crop	IRR_RF	Area_Sown_Ha	No_CCE_Co nducted	Average Yield(Kg/Ha)	Name_Of_Higher_Level	No_cce Conducted_Higher	Higher average Yield(Kg/Ha)	Neighbouring Yield
1	Vijayapura	Basvana Bagewadi	ALIMATTI	GP	Bengal Gram	RF	50	4	206.07				
2	Vijayapura	Basvana Bagewadi	ARASHANAGI	GP	Bengal Gram	RF	127			Hobli Level	58	444.22	
3	Vijayapura	Basvana Bagewadi	Basava Bagevadi (ULB)	GP	Bengal Gram	RF	7300	4	258.94				
4	Vijayapura	Basvana Bagewadi	BENALA R.C	GP	Bengal Gram	RF	216	4	722.34				
5	Vijayapura	Basvana Bagewadi	BIRALADINNI	GP	Bengal Gram	RF	376	4	167.23				
6	Vijayapura	Basvana Bagewadi	BYKOD	GP	Bengal Gram	RF	330	4	33.77				
7	Vijayapura	Basvana Bagewadi	CHIMMALAGI	GP	Bengal Gram	RF	240	4	271.08				
8	Vijayapura	Basvana Bagewadi	DINDAWAR	GP	Bengal Gram	RF	252	4	6.47				
9	Vijayapura	Basvana Bagewadi	DONUR	GP	Bengal Gram	RF	803	4	226.57				
10	Vijayapura	Basvana Bagewadi	GANI R. C	GP	Bengal Gram	RF	85	4	717.48				
11	Vijayapura	Basvana Bagewadi	GOLASANGI	GP	Bengal Gram	RF	180	4	318.82				
12	Vijayapura	Basvana Bagewadi	H.HIPPARAGI	GP	Bengal Gram	RF	336	4	2195.60				

Government of Karnataka
Directorate of Economics and Statistics

GP Level Average Yield data for Rabi season 2018-19

S.N	District	Taluk	Insurance Unit (Hobli/ GP)	GP / HOBLI	Crop	IRR_RF	Area_Sown_Ha	No_CCE_Co nducted	Average Yield(Kg/Ha)	Name_Of_Higher_Level	No_cce Conducted_Higher	Higher average Yield(Kg/Ha)	Neighbouring Yield
13	Vijayapura	Basvana Bagewadi	HANAMAPUR	GP	Bengal Gram	RF	78			Hobli Level	26	452.81	
14	Vijayapura	Basvana Bagewadi	HEBBAL	GP	Bengal Gram	RF	800	4	58.26				
15	Vijayapura	Basvana Bagewadi	HUNASHYAL P.B.	GP	Bengal Gram	RF	385	4	67.43				
16	Vijayapura	Basvana Bagewadi	INGALESWAR	GP	Bengal Gram	RF	5100	4	485.52				
17	Vijayapura	Basvana Bagewadi	ITAGI	GP	Bengal Gram	RF	627	4	1273.13				
18	Vijayapura	Basvana Bagewadi	K.SALAWADAGI	GP	Bengal Gram	RF	2050	4	55.30				
19	Vijayapura	Basvana Bagewadi	KANAKAL	GP	Bengal Gram	RF	438	4	207.69				
20	Vijayapura	Basvana Bagewadi	Kolhar(ULB)	GP	Bengal Gram	RF	60	4	612.29				
21	Vijayapura	Basvana Bagewadi	KUDAGI	GP	Bengal Gram	RF	260	4	210.39				
22	Vijayapura	Basvana Bagewadi	MALAGHAN	GP	Bengal Gram	RF	60	4	161.84				
23	Vijayapura	Basvana Bagewadi	Managuli(ULB)	GP	Bengal Gram	RF	3650	4	323.68				
24	Vijayapura	Basvana Bagewadi	MANNUR	GP	Bengal Gram	RF	691	4	269.73				

Government of Karnataka
Directorate of Economics and Statistics

GP Level Average Yield data for Rabi season 2018-19

S.N	District	Taluk	Insurance Unit (Hobli/ GP)	GP / HOBLI	Crop	IRR_RF	Area_Sown_Ha	No_CCE_Co nducted	Average Yield(Kg/Ha)	Name_Of_Higher_Level	No_cce Conducted_Higher	Higher average Yield(Kg/Ha)	Neighbouring Yield
25	Vijayapura	Basvana Bagewadi	MARKABBINALLI	GP	Bengal Gram	RF	840	4	27.25				
26	Vijayapura	Basvana Bagewadi	MASABINAL	GP	Bengal Gram	RF	1804	4	91.71				
27	Vijayapura	Basvana Bagewadi	MASUTI	GP	Bengal Gram	RF	95	4	202.30				
28	Vijayapura	Basvana Bagewadi	MULAWAD	GP	Bengal Gram	RF	1850	4	97.10				
29	Vijayapura	Basvana Bagewadi	MUTTAGI	GP	Bengal Gram	RF	2250	4	445.06				
30	Vijayapura	Basvana Bagewadi	NARASALAGI	GP	Bengal Gram	RF	506	4	99.80				
31	Vijayapura	Basvana Bagewadi	Nidagundi(ULB)	GP	Bengal Gram	RF	252	4	663.54				
32	Vijayapura	Basvana Bagewadi	RONIHAL	GP	Bengal Gram	RF	189			Hobli Level	26	452.81	
33	Vijayapura	Basvana Bagewadi	SASANUR	GP	Bengal Gram	RF	350	4	17.80				
34	Vijayapura	Basvana Bagewadi	SATIHAL	GP	Bengal Gram	RF	1701	4	101.53				
35	Vijayapura	Basvana Bagewadi	SIDDANATHA R.C	GP	Bengal Gram	RF	61	4	474.73				
36	Vijayapura	Basvana Bagewadi	TALEWAD	GP	Bengal Gram	RF	415	4	1427.41				

Government of Karnataka
Directorate of Economics and Statistics
GP Level Average Yield data for Rabi season 2018-19

S.N	District	Taluk	Insurance Unit (Hobli/ GP)	GP / HOBLI	Crop	IRR_RF	Area_Sown_Ha	No_CCE_Co nducted	Average Yield(Kg/Ha)	Name_Of_Higher_Level	No_cce Conducted_Higher	Higher average Yield(Kg/Ha)	Neighbouring Yield
37	Vijayapura	Basvana Bagewadi	TELAGI	GP	Bengal Gram	RF	40			Hobli Level	26	452.81	
38	Vijayapura	Basvana Bagewadi	UKKALI	GP	Bengal Gram	RF	2800	4	55.46				
39	Vijayapura	Basvana Bagewadi	WADAWADAGI	GP	Bengal Gram	RF	270	4	97.10				
40	Vijayapura	Basvana Bagewadi	WANDAL	GP	Bengal Gram	RF	1033	4	119.22				
41	Vijayapura	Basvana Bagewadi	YALAWAR	GP	Bengal Gram	RF	540	4	281.38				
42	Vijayapura	Basvana Bagewadi	YARANAL	GP	Bengal Gram	RF	858	4	99.80				
43	Vijayapura	Basvana Bagewadi	ALIMATTI	GP	Sorghum (Jowar/Great Millet)	RF	20	4	347.63				
44	Vijayapura	Basvana Bagewadi	ARASHANAGI	GP	Sorghum (Jowar/Great Millet)	RF	491			Hobli Level	48	566.17	
45	Vijayapura	Basvana Bagewadi	Basava Bagevadi (ULB)	GP	Sorghum (Jowar/Great Millet)	RF	3275	4	1355.29				
46	Vijayapura	Basvana Bagewadi	BIRALADINNI	GP	Sorghum (Jowar/Great Millet)	RF	620	4	290.42				
47	Vijayapura	Basvana Bagewadi	BYKOD	GP	Sorghum (Jowar/Great Millet)	RF	422	4	374.03				
48	Vijayapura	Basvana Bagewadi	CHIMMALAGI	GP	Sorghum (Jowar/Great Millet)	RF	281	4	220.01				



Government of Karnataka
Directorate of Economics and Statistics

GP Level Average Yield data for Rabi season 2018-19

S.N	District	Taluk	Insurance Unit (Hobli/ GP)	GP / HOBLI	Crop	IRR RF	Area_Sown_Ha	No_CCE_Co nducted	Average Yield(Kg/Ha)	Name_Of_Higher_Level	No_cce Conducted_Higher	Higher average Yield(Kg/Ha)	Neighbouring Yield
49	Vijayapura	Basvana Bagewadi	DINDAWAR	GP	Sorghum (Jowar/Great Millet)	RF	293	4	1237.76				
50	Vijayapura	Basvana Bagewadi	DONUR	GP	Sorghum (Jowar/Great Millet)	RF	388	4	279.42				
51	Vijayapura	Basvana Bagewadi	GANI R. C	GP	Sorghum (Jowar/Great Millet)	RF	125	4	796.45				
52	Vijayapura	Basvana Bagewadi	GOLASANGI	GP	Sorghum (Jowar/Great Millet)	RF	206	4	572.04				
53	Vijayapura	Basvana Bagewadi	H.HIPPARAGI	GP	Sorghum (Jowar/Great Millet)	RF	157	4	1905.33				
54	Vijayapura	Basvana Bagewadi	HANAMAPUR	GP	Sorghum (Jowar/Great Millet)	RF	165			Hobli Level	24	589.64	
55	Vijayapura	Basvana Bagewadi	HEBBAL	GP	Sorghum (Jowar/Great Millet)	RF	415	4	228.82				
56	Vijayapura	Basvana Bagewadi	HUNASHYAL P.B.	GP	Sorghum (Jowar/Great Millet)	RF	175	4	409.23				
57	Vijayapura	Basvana Bagewadi	INGALESWAR	GP	Sorghum (Jowar/Great Millet)	RF	264	4	440.03				
58	Vijayapura	Basvana Bagewadi	ITAGI	GP	Sorghum (Jowar/Great Millet)	RF	489	4	2453.61				
59	Vijayapura	Basvana Bagewadi	K.SALAWADAGI	GP	Sorghum (Jowar/Great Millet)	RF	575	4	249.72				

Government of Karnataka
Directorate of Economics and Statistics
GP Level Average Yield data for Rabi season 2018-19

S.N	District	Taluk	Insurance Unit (Hobli/ GP)	GP / HOBLI	Crop	IRR_RF	Area_Sown_Ha	No_CCE_Co nducted	Average Yield(Kg/Ha)	Name_Of_Higher_Level	No_cce Conducted_Higher	Higher average Yield(Kg/Ha)	Neighbouring Yield
60	Vijayapura	Basvana Bagewadi	KANAKAL	GP	Sorghum (Jowar/Great Millet)	RF	446	4	336.62				
61	Vijayapura	Basvana Bagewadi	Kolhar(ULB)	GP	Sorghum (Jowar/Great Millet)	RF	8	4	932.87				
62	Vijayapura	Basvana Bagewadi	KUDAGI	GP	Sorghum (Jowar/Great Millet)	RF	672	4	926.26				
63	Vijayapura	Basvana Bagewadi	MALAGHAN	GP	Sorghum (Jowar/Great Millet)	RF	105	4	695.25				
64	Vijayapura	Basvana Bagewadi	Managuli(ULB)	GP	Sorghum (Jowar/Great Millet)	RF	1800	4	433.43				
65	Vijayapura	Basvana Bagewadi	MANNUR	GP	Sorghum (Jowar/Great Millet)	RF	689	4	255.22				
66	Vijayapura	Basvana Bagewadi	MARKABBINALLI	GP	Sorghum (Jowar/Great Millet)	RF	890	4	723.85				
67	Vijayapura	Basvana Bagewadi	MASABINAL	GP	Sorghum (Jowar/Great Millet)	RF	295	4	237.62				
68	Vijayapura	Basvana Bagewadi	MASUTI	GP	Sorghum (Jowar/Great Millet)	RF	535	4	404.83				
69	Vijayapura	Basvana Bagewadi	MULAWAD	GP	Sorghum (Jowar/Great Millet)	RF	1185	4	275.02				
70	Vijayapura	Basvana Bagewadi	MUTTAGI	GP	Sorghum (Jowar/Great Millet)	RF	1242	4	1249.69				
71	Vijayapura	Basvana Bagewadi	NARASALAGI	GP	Sorghum (Jowar/Great Millet)	RF	409	4	523.64				

Government of Karnataka
Directorate of Economics and Statistics

GP Level Average Yield data for Rabi season 2018-19

S.N	District	Taluk	Insurance Unit (Hobli/ GP)	GP / HOBLI	Crop	IRR_RF	Area_Sown_Ha	No_CCE_Co nducted	Average Yield(Kg/Ha)	Name_Of_Higher_Level	No_cce Conducted_Higher	Higher average Yield(Kg/Ha)	Neighbouring Yield
72	Vijayapura	Basvana Bagewadi	Nidagundi(ULB)	GP	Sorghum (Jowar/Great Millet)	RF	350	4	391.63				
73	Vijayapura	Basvana Bagewadi	RONIHAL	GP	Sorghum (Jowar/Great Millet)	RF	91			Hobli Level	24	589.64	
74	Vijayapura	Basvana Bagewadi	SASANUR	GP	Sorghum (Jowar/Great Millet)	RF	345	4	919.66				
75	Vijayapura	Basvana Bagewadi	SATIHAI	GP	Sorghum (Jowar/Great Millet)	RF	509	4	346.31				
76	Vijayapura	Basvana Bagewadi	TALEWAD	GP	Sorghum (Jowar/Great Millet)	RF	485	4	303.62				
77	Vijayapura	Basvana Bagewadi	TELAGI	GP	Sorghum (Jowar/Great Millet)	RF	200			Hobli Level	24	589.64	
78	Vijayapura	Basvana Bagewadi	UKKALI	GP	Sorghum (Jowar/Great Millet)	RF	1250	4	900.52				
79	Vijayapura	Basvana Bagewadi	WADAWADAGI	GP	Sorghum (Jowar/Great Millet)	RF	252	4	272.82				
80	Vijayapura	Basvana Bagewadi	WANDAL	GP	Sorghum (Jowar/Great Millet)	RF	711	4	937.27				
81	Vijayapura	Basvana Bagewadi	YALAWAR	GP	Sorghum (Jowar/Great Millet)	RF	726	4	290.42				
82	Vijayapura	Basvana Bagewadi	YARANAL	GP	Sorghum (Jowar/Great Millet)	RF	240	4	400.43				

(Handwritten mark)

**Government of Karnataka
Directorate of Economics and Statistics**

GP Level Average Yield data for Rabi season 2018-19

S.N	District	Taluk	Insurance Unit (Hobli/ GP)	GP / HOBLI	Crop	IRR_RF	Area_Sown_Ha	No_CCE_Co nducted	Average Yield(Kg/Ha)	Name_Of_Higher_Level	No_cce Conducted_Higher	Higher average Yield(Kg/Ha)	Neighbouring Yield
83	Vijayapura	Bijapur	AHERI	GP	Bengal Gram	RF	545	4	94.41				
84	Vijayapura	Bijapur	AINAPUR	GP	Bengal Gram	RF	572	4	172.09				
85	Vijayapura	Bijapur	ALIYABAD	GP	Bengal Gram	RF	970	4	269.73				
86	Vijayapura	Bijapur	ARAKERI	GP	Bengal Gram	RF	972	4	72.83				
87	Vijayapura	Bijapur	ARJUNAGI	GP	Bengal Gram	RF	765	4	771.43				
88	Vijayapura	Bijapur	BABALESWAR	GP	Bengal Gram	RF	3055	4	971.03				
89	Vijayapura	Bijapur	BABANAGAR	GP	Bengal Gram	RF	1336	4	1133.62				
90	Vijayapura	Bijapur	BARATAGI	GP	Bengal Gram	RF	1014	4	687.81				
91	Vijayapura	Bijapur	Bijapur (ULB)	GP	Bengal Gram	RF	2735	4	438.10				
92	Vijayapura	Bijapur	BIJJARAGI	GP	Bengal Gram	RF	1450	4	760.59				
93	Vijayapura	Bijapur	BOLACHIKKALAKI	GP	Bengal Gram	RF	108	4	453.15				
94	Vijayapura	Bijapur	GONASAGI	GP	Bengal Gram	RF	880	4	380.32				

Government of Karnataka
Directorate of Economics and Statistics

GP Level Average Yield data for Rabi season 2018-19

S.N	District	Taluk	Insurance Unit (Hobli/ GP)	GP / HOBLI	Crop	IRR_RF	Area_Sown_Ha	No_CCE_Co nducted	Average Yield(Kg/Ha)	Name_Of_Higher_Level	No_cce Conducted_Higher	Higher average Yield(Kg/Ha)	Neighbouring Yield
95	Vijayapura	Bijapur	GUNAKI	GP	Bengal Gram	RF	777	4	350.65				
96	Vijayapura	Bijapur	HADAGALI	GP	Bengal Gram	RF	640	4	1594.11				
97	Vijayapura	Bijapur	HALAGANI	GP	Bengal Gram	RF	312	4	274.59				
98	Vijayapura	Bijapur	HEGADIHAL	GP	Bengal Gram	RF	1934	4	434.27				
99	Vijayapura	Bijapur	HITNALLI	GP	Bengal Gram	RF	2028	4	280.52				
100	Vijayapura	Bijapur	HONAGANAHALLI	GP	Bengal Gram	RF	861	4	447.75				
101	Vijayapura	Bijapur	HONAWAD	GP	Bengal Gram	RF	3320	4	581.70				
102	Vijayapura	Bijapur	HONNUTAGI	GP	Bengal Gram	RF	177	4	492.26				
103	Vijayapura	Bijapur	JALAGERI	GP	Bengal Gram	RF	1550	4	685.11				
104	Vijayapura	Bijapur	JUMANAL	GP	Bengal Gram	RF	1050	4	631.17				
105	Vijayapura	Bijapur	JUMBAGI A	GP	Bengal Gram	RF	1460	4	327.56				
106	Vijayapura	Bijapur	KAMBAGI	GP	Bengal Gram	RF	165	4	739.06				

Government of Karnataka
Directorate of Economics and Statistics
GP Level Average Yield data for Rabi season 2018-19

S.N	District	Taluk	Insurance Unit (Hobli/ GP)	GP / HOBLI	Crop	IRR_RF	Area_Sown_Ha	No_CCE_Co nducted	Average Yield(Kg/Ha)	Name_Of_Higher_Level	No_cce Conducted_Higher	Higher average Yield(Kg/Ha)	Neighbouring Yield
107	Vijayapura	Bijapur	KANAMADI	GP	Bengal Gram	RF	925	4	215.78				
108	Vijayapura	Bijapur	KANNUR	GP	Bengal Gram	RF	945	4	161.84				
109	Vijayapura	Bijapur	KARJOL	GP	Bengal Gram	RF	2133	4	280.52				
110	Vijayapura	Bijapur	KHAKANDAKI	GP	Bengal Gram	RF	784	4	1024.98				
111	Vijayapura	Bijapur	KOTYAL	GP	Bengal Gram	RF	1592	4	226.57				
112	Vijayapura	Bijapur	KUMATAGI	GP	Bengal Gram	RF	967	4	598.80				
113	Vijayapura	Bijapur	KUMATHE	GP	Bengal Gram	RF	720	4	415.38				
114	Vijayapura	Bijapur	LOHGAON	GP	Bengal Gram	RF	681	4	91.71				
115	Vijayapura	Bijapur	MADABHAVI	GP	Bengal Gram	RF	1025	4	102.50				
116	Vijayapura	Bijapur	MAKANAPUR	GP	Bengal Gram	RF	1495	4	103.85				
117	Vijayapura	Bijapur	MAMADAPUR	GP	Bengal Gram	RF	0			Hobli Level	2	485.52	
118	Vijayapura	Bijapur	NAGATHAN	GP	Bengal Gram	RF	2020	4	164.54				

Government of Karnataka
Directorate of Economics and Statistics

GP Level Average Yield data for Rabi season 2018-19

S.N	District	Taluk	Insurance Unit (Hobli/ GP)	GP / HOBLI	Crop	IRR_Rf	Area_Sown_Ha	No_CCE_Conducted	Average Yield(Kg/Ha)	Name_Of_Higher_Level	No_cce_Conducted_Higher	Higher average Yield(Kg/Ha)	Neighbouring Yield
119	Vijayapura	Bijapur	NIDONI	GP	Bengal Gram	RF	3175	4	1183.04				
120	Vijayapura	Bijapur	SARWAD	GP	Bengal Gram	RF	2230	4	162.38				
121	Vijayapura	Bijapur	SHIVANAGI	GP	Bengal Gram	RF	607	4	817.23				
122	Vijayapura	Bijapur	SIDDAPUR.K	GP	Bengal Gram	RF	690	4	447.75				
123	Vijayapura	Bijapur	TAJPUR.H	GP	Bengal Gram	RF	1971	4	357.93				
124	Vijayapura	Bijapur	TAKKALAKI	GP	Bengal Gram	RF	955	4	219.51				
125	Vijayapura	Bijapur	TIDAGUNDI	GP	Bengal Gram	RF	1333	4	436.54				
126	Vijayapura	Bijapur	TIKOTA	GP	Bengal Gram	RF	3685	4	429.41				
127	Vijayapura	Bijapur	TORAVI	GP	Bengal Gram	RF	1546			Hobli Level	51	461.54	
128	Vijayapura	Bijapur	AHERI	GP	Sorghum (Jowar/Great Millet)	RF	455	4	462.03				
129	Vijayapura	Bijapur	AINAPUR	GP	Sorghum (Jowar/Great Millet)	RF	1285	4	576.44				
130	Vijayapura	Bijapur	ALIYABAD	GP	Sorghum (Jowar/Great Millet)	RF	657	4	396.03				

Government of Karnataka
Directorate of Economics and Statistics
GP Level Average Yield data for Rabi season 2018-19

S.N	District	Taluk	Insurance Unit (Hobli/ GP)	GP / HOBLI	Crop	IRR_RF	Area_Sown_Ha	No_CCE_Co nducted	Average Yield(Kg/Ha)	Name_Of_Higher_Level	No_cce Conducted_Higher	Higher average Yield(Kg/Ha)	Neighbouring Yield
131	Vijayapura	Bijapur	ARAKERI	GP	Sorghum (Jowar/Great Millet)	RF	850	4	599.32				
132	Vijayapura	Bijapur	ARJUNAGI	GP	Sorghum (Jowar/Great Millet)	RF	1115	4	589.64				
133	Vijayapura	Bijapur	BABALESWAR	GP	Sorghum (Jowar/Great Millet)	RF	1555	4	519.24				
134	Vijayapura	Bijapur	BABANAGAR	GP	Sorghum (Jowar/Great Millet)	RF	1827	4	1144.57				
135	Vijayapura	Bijapur	BARATAGI	GP	Sorghum (Jowar/Great Millet)	RF	822	4	1608.31				
136	Vijayapura	Bijapur	Bijapur (ULB)	GP	Sorghum (Jowar/Great Millet)	RF	2851	4	457.63				
137	Vijayapura	Bijapur	BIJJARAGI	GP	Sorghum (Jowar/Great Millet)	RF	1140	4	885.91				
138	Vijayapura	Bijapur	BOLACHIKKALAKI	GP	Sorghum (Jowar/Great Millet)	RF	215			Hobli Level	42	641.92	
139	Vijayapura	Bijapur	GONASAGI	GP	Sorghum (Jowar/Great Millet)	RF	968	4	528.04				
140	Vijayapura	Bijapur	GUNAKI	GP	Sorghum (Jowar/Great Millet)	RF	1094	4	250.82				
141	Vijayapura	Bijapur	HADAGALI	GP	Sorghum (Jowar/Great Millet)	RF	1050	4	1795.32				
142	Vijayapura	Bijapur	HALAGANI	GP	Sorghum (Jowar/Great Millet)	RF	417	4	488.44				

Government of Karnataka
Directorate of Economics and Statistics

GP Level Average Yield data for Rabi season 2018-19

S.N	District	Taluk	Insurance Unit (Hobli/ GP)	GP / HOBLI	Crop	IRR_RF	Area_Sown_Ha	No_CCE_Co nducted	Average Yield(Kg/Ha)	Name_Of_Higher_Level	No_cce Conducted_Higher	Higher average Yield(Kg/Ha)	Neighbouring Yield
143	Vijayapura	Bijapur	HEGADIHAL	GP	Sorghum (Jowar/Great Millet)	RF	1378	4	1015.15				
144	Vijayapura	Bijapur	HITNALLI	GP	Sorghum (Jowar/Great Millet)	RF	2020	4	301.42				
145	Vijayapura	Bijapur	HONAGANAHALLI	GP	Sorghum (Jowar/Great Millet)	RF	532	4	519.24				
146	Vijayapura	Bijapur	HONAWAD	GP	Sorghum (Jowar/Great Millet)	RF	1298	4	579.52				
147	Vijayapura	Bijapur	HONNUTAGI	GP	Sorghum (Jowar/Great Millet)	RF	350	4	489.53				
148	Vijayapura	Bijapur	JALAGERI	GP	Sorghum (Jowar/Great Millet)	RF	1017	4	710.65				
149	Vijayapura	Bijapur	JUMANAL	GP	Sorghum (Jowar/Great Millet)	RF	1350	4	660.05				
150	Vijayapura	Bijapur	JUMBAGI A	GP	Sorghum (Jowar/Great Millet)	RF	1056	4	931.19				
151	Vijayapura	Bijapur	KAMBAGI	GP	Sorghum (Jowar/Great Millet)	RF	352	4	576.44				
152	Vijayapura	Bijapur	KANAMADI	GP	Sorghum (Jowar/Great Millet)	RF	1950	4	176.01				
153	Vijayapura	Bijapur	KANNUR	GP	Sorghum (Jowar/Great Millet)	RF	333	4	132.01				

Government of Karnataka
Directorate of Economics and Statistics

GP Level Average Yield data for Rabi season 2018-19

S.N	District	Taluk	Insurance Unit (Hobli/ GP)	GP / HOBLI	Crop	IRR_RF	Area_Sown_Ha	No_CCE_Co nducted	Average Yield(Kg/Ha)	Name_Of_Higher_Level	No_cce Conducted_Higher	Higher average Yield(Kg/Ha)	Neighbouring Yield
154	Vijayapura	Bijapur	KARJOL	GP	Sorghum (Jowar/Great Millet)	RF	770	4	387.23				
155	Vijayapura	Bijapur	KHAKANDAKI	GP	Sorghum (Jowar/Great Millet)	RF	1001	4	646.84				
156	Vijayapura	Bijapur	KOTYAL	GP	Sorghum (Jowar/Great Millet)	RF	2430	4	378.43				
157	Vijayapura	Bijapur	KUMATAGI	GP	Sorghum (Jowar/Great Millet)	RF	1175	4	666.65				
158	Vijayapura	Bijapur	KUMATHE	GP	Sorghum (Jowar/Great Millet)	RF	830	4	396.03				
159	Vijayapura	Bijapur	LOHGAON	GP	Sorghum (Jowar/Great Millet)	RF	801	4	484.03				
160	Vijayapura	Bijapur	MADABHAVI	GP	Sorghum (Jowar/Great Millet)	RF	903			Hobli Level	42	704.49	
161	Vijayapura	Bijapur	MAKANAPUR	GP	Sorghum (Jowar/Great Millet)	RF	1197	4	88.01				
162	Vijayapura	Bijapur	MAMADAPUR	GP	Sorghum (Jowar/Great Millet)	RF	0			Taluk Level	74	589.61	
163	Vijayapura	Bijapur	NAGATHAN	GP	Sorghum (Jowar/Great Millet)	RF	1345	4	171.61				
164	Vijayapura	Bijapur	NIDONI	GP	Sorghum (Jowar/Great Millet)	RF	1180	4	1430.10				
165	Vijayapura	Bijapur	SARWAD	GP	Sorghum (Jowar/Great Millet)	RF	1646	4	228.82				

Government of Karnataka
Directorate of Economics and Statistics

GP Level Average Yield data for Rabi season 2018-19

S.N	District	Taluk	Insurance Unit (Hobli/ GP)	GP / HOBLI	Crop	IRR_RF	Area_Sown_Ha	No_CCE_Co nducted	Average Yield(Kg/Ha)	Name_Of_Higher_Level	No_cce Conducted_Higher	Higher average Yield(Kg/Ha)	Neighbouring Yield
166	Vijayapura	Bijapur	SHIVANAGI	GP	Sorghum (Jowar/Great Millet)	RF	723	4	796.90				
167	Vijayapura	Bijapur	SIDDAPUR.K	GP	Sorghum (Jowar/Great Millet)	RF	1479	4	1978.82				
168	Vijayapura	Bijapur	TAJPUR.H	GP	Sorghum (Jowar/Great Millet)	RF	2607	4	1552.21				
169	Vijayapura	Bijapur	TAKKALAKI	GP	Sorghum (Jowar/Great Millet)	RF	1613	4	179.62				
170	Vijayapura	Bijapur	TIDAGUNDI	GP	Sorghum (Jowar/Great Millet)	RF	961	4	396.91				
171	Vijayapura	Bijapur	TIKOTA	GP	Sorghum (Jowar/Great Millet)	RF	910	4	1443.08				
172	Vijayapura	Bijapur	TORAVI	GP	Sorghum (Jowar/Great Millet)	RF	1337	4	354.23				
173	Vijayapura	Indi	AGARKHED	GP	Bengal Gram	RF	1652	4	202.19				
174	Vijayapura	Indi	AIRASANG	GP	Bengal Gram	RF	1452	4	399.47				
175	Vijayapura	Indi	ALUR	GP	Bengal Gram	RF	1023	4	233.05				
176	Vijayapura	Indi	ANJUTAGI	GP	Bengal Gram	RF	958			Hobli Level	56	468.44	
177	Vijayapura	Indi	ARJUNAGI B K	GP	Bengal Gram	RF	1023	4	647.89				

Government of Karnataka
Directorate of Economics and Statistics

GP Level Average Yield data for Rabi season 2018-19

S.N	District	Taluk	Insurance Unit (Hobli/ GP)	GP / HOBLI	Crop	IRR_RF	Area_Sown_Ha	No_CCE_Co nducted	Average Yield(Kg/Ha)	Name_Of_Higher_Level	No_cce Conducted_Higher	Higher average Yield(Kg/Ha)	Neighbouring Yield
178	Vijayapura	Indi	ATHERGA	GP	Bengal Gram	RF	1098	4	332.04				
179	Vijayapura	Indi	BABALAD	GP	Bengal Gram	RF	999			Hobli Level	56	468.44	
180	Vijayapura	Indi	BALLOLLI	GP	Bengal Gram	RF	1023	4	237.36				
181	Vijayapura	Indi	BARADOL	GP	Bengal Gram	RF	1075	4	323.68				
182	Vijayapura	Indi	BASANAL	GP	Bengal Gram	RF	956			Hobli Level	56	468.44	
183	Vijayapura	Indi	BENAKANAHALLI	GP	Bengal Gram	RF	1030	4	453.15				
184	Vijayapura	Indi	BHATAGUNAKI	GP	Bengal Gram	RF	1658	4	335.01				
185	Vijayapura	Indi	Chadachana (ULB)	GP	Bengal Gram	RF	897			Hobli Level	50	374.25	
186	Vijayapura	Indi	CHAVADIHAL	GP	Bengal Gram	RF	1325	4	431.57				
187	Vijayapura	Indi	CHIKKBENUR	GP	Bengal Gram	RF	1101	4	221.72				
188	Vijayapura	Indi	D.NIMBARAGI	GP	Bengal Gram	RF	1123			Hobli Level	50	374.25	
189	Vijayapura	Indi	DHULAKHED	GP	Bengal Gram	RF	1182	4	303.18				

**Government of Karnataka
Directorate of Economics and Statistics**

GP Level Average Yield data for Rabi season 2018-19

S.N	District	Taluk	Insurance Unit (Hobli/ GP)	GP / HOBLI	Crop	IRR_RF	Area_Sown_Ha	No_CCE_Co nducted	Average Yield(Kg/Ha)	Name_Of_Higher_Level	No_cce Conducted_Higher	Higher average Yield(Kg/Ha)	Neighbouring Yield
190	Vijayapura	Indi	GUBBEWADA	GP	Bengal Gram	RF	1001	4	1096.18				
191	Vijayapura	Indi	HADALASANG	GP	Bengal Gram	RF	654	4	382.21				
192	Vijayapura	Indi	HALASANGI	GP	Bengal Gram	RF	1235	4	492.69				
193	Vijayapura	Indi	HANJAGI	GP	Bengal Gram	RF	1025	4	231.97				
194	Vijayapura	Indi	HATTALLI	GP	Bengal Gram	RF	1100	4	275.13				
195	Vijayapura	Indi	HINGANI	GP	Bengal Gram	RF	958	4	441.82				
196	Vijayapura	Indi	HIREBEVANUR	GP	Bengal Gram	RF	1354	4	496.30				
197	Vijayapura	Indi	HORTI	GP	Bengal Gram	RF	852	4	269.62				
198	Vijayapura	Indi	INCHAGERI	GP	Bengal Gram	RF	748			Hobli Level	50	374.25	
199	Vijayapura	Indi	Indi (ULB)	GP	Bengal Gram	RF	345	4	404.60				
200	Vijayapura	Indi	INGALAGI	GP	Bengal Gram	RF	885	4	1096.18				
201	Vijayapura	Indi	JIGAJIVANAGI	GP	Bengal Gram	RF	1022			Hobli Level	50	374.25	

Government of Karnataka
Directorate of Economics and Statistics
GP Level Average Yield data for Rabi season 2018-19

S.N	District	Taluk	Insurance Unit (Hobli/ GP)	GP / HOBLI	Crop	IRR_RF	Area_Sown_Ha	No_CCE_Co nducted	Average Yield(Kg/Ha)	Name_Of_Higher_Level	No_cce Conducted_Higher	Higher average Yield(Kg/Ha)	Neighbouring Yield
202	Vijayapura	Indi	KAPANIMBARAGI	GP	Bengal Gram	RF	847	4	1726.27				
203	Vijayapura	Indi	KHEDAGI	GP	Bengal Gram	RF	958	4	408.26				
204	Vijayapura	Indi	KOLURAGI	GP	Bengal Gram	RF	859	4	244.38				
205	Vijayapura	Indi	LACHYAN	GP	Bengal Gram	RF	856			Hobli Level	56	468.44	
206	Vijayapura	Indi	LALASANGI	GP	Bengal Gram	RF	625	4	664.08				
207	Vijayapura	Indi	LONI BK	GP	Bengal Gram	RF	654	4	360.09				
208	Vijayapura	Indi	MASALI BK	GP	Bengal Gram	RF	657			Hobli Level	68	488.96	
209	Vijayapura	Indi	MIRAGI	GP	Bengal Gram	RF	987	4	1004.53				
210	Vijayapura	Indi	NAD KD	GP	Bengal Gram	RF	1030	4	277.28				
211	Vijayapura	Indi	NANDARAGI	GP	Bengal Gram	RF	321	4	269.73				
212	Vijayapura	Indi	NIMBAL KD	GP	Bengal Gram	RF	456			Hobli Level	56	468.44	
213	Vijayapura	Indi	NIVARAGI	GP	Bengal Gram	RF	789	4	825.37				

Government of Karnataka
Directorate of Economics and Statistics

GP Level Average Yield data for Rabi season 2018-19

S.N	District	Taluk	Insurance Unit (Hobli/ GP)	GP / HOBLI	Crop	IRR_RF	Area_Sown_Ha	No_CCE_Co nducted	Average Yield(Kg/Ha)	Name_Of_Higher_Level	No_cce Conducted_Higher	Higher average Yield(Kg/Ha)	Neighbouring Yield
214	Vijayapura	Indi	PADANUR	GP	Bengal Gram	RF	1011	4	339.86				
215	Vijayapura	Indi	REVATGAON	GP	Bengal Gram	RF	999	4	229.27				
216	Vijayapura	Indi	RUGI	GP	Bengal Gram	RF	987	4	317.58				
217	Vijayapura	Indi	SALOTAGI	GP	Bengal Gram	RF	1254	4	162.92				
218	Vijayapura	Indi	SANGOGI	GP	Bengal Gram	RF	1000	4	339.86				
219	Vijayapura	Indi	SHIRASHYAD	GP	Bengal Gram	RF	1333	4	291.31				
220	Vijayapura	Indi	TADAVLAGA	GP	Bengal Gram	RF	1040			Hobli Level	56	468.44	
221	Vijayapura	Indi	TAMBA	GP	Bengal Gram	RF	1899			Hobli Level	68	488.96	
222	Vijayapura	Indi	TENIHALLI	GP	Bengal Gram	RF	832	4	318.28				
223	Vijayapura	Indi	UMARAJA	GP	Bengal Gram	RF	1254			Hobli Level	50	374.25	
224	Vijayapura	Indi	UMARANI	GP	Bengal Gram	RF	1044	4	206.61				
225	Vijayapura	Indi	ZALAKI	GP	Bengal Gram	RF	1182	4	364.14				

Government of Karnataka
Directorate of Economics and Statistics

GP Level Average Yield data for Rabi season 2018-19

S.N	District	Taluk	Insurance Unit (Hobli/ GP)	GP / HOBLI	Crop	IRR_RF	Area_Sown_Ha	No_CCE_Co nducted	Average Yield(Kg/Ha)	Name_Of_Higher_Level	No_cce Conducted_Higher	Higher average Yield(Kg/Ha)	Neighbouring Yield
226	Vijayapura	Indi	AGARKHED	GP	Sorghum (Jowar/Great Millet)	RF	584	4	183.93				
227	Vijayapura	Indi	AIRASANG	GP	Sorghum (Jowar/Great Millet)	RF	251	4	245.10				
228	Vijayapura	Indi	ALUR	GP	Sorghum (Jowar/Great Millet)	RF	485	4	228.82				
229	Vijayapura	Indi	ANJUTAGI	GP	Sorghum (Jowar/Great Millet)	RF	487	4	184.81				
230	Vijayapura	Indi	ARJUNAGI B K	GP	Sorghum (Jowar/Great Millet)	RF	361	4	528.04				
231	Vijayapura	Indi	ATHERGA	GP	Sorghum (Jowar/Great Millet)	RF	998	4	770.27				
232	Vijayapura	Indi	BABALAD	GP	Sorghum (Jowar/Great Millet)	RF	460	4	440.03				
233	Vijayapura	Indi	BALLOLLI	GP	Sorghum (Jowar/Great Millet)	RF	424	4	195.37				
234	Vijayapura	Indi	BARADOL	GP	Sorghum (Jowar/Great Millet)	RF	253	4	312.42				
235	Vijayapura	Indi	BASANAL	GP	Sorghum (Jowar/Great Millet)	RF	191	4	1082.48				
236	Vijayapura	Indi	BENAKANAHALLI	GP	Sorghum (Jowar/Great Millet)	RF	295	4	409.23				

**Government of Karnataka
Directorate of Economics and Statistics**

GP Level Average Yield data for Rabi season 2018-19

S.N	District	Taluk	Insurance Unit (Hobli/ GP)	GP / HOBLI	Crop	IRR_RF	Area_Sown_Ha	No_CCE_Co nducted	Average Yield(Kg/Ha)	Name_Of_Higher_Level	No_cce Conducted_Higher	Higher average Yield(Kg/Ha)	Neighbouring Yield
237	Vijayapura	Indi	BHATAGUNAKI	GP	Sorghum (Jowar/Great Millet)	RF	375	4	236.74				
238	Vijayapura	Indi	Chadachana (ULB)	GP	Sorghum (Jowar/Great Millet)	RF	224	4	937.26				
239	Vijayapura	Indi	CHAVADIHAL	GP	Sorghum (Jowar/Great Millet)	RF	171	4	528.04				
240	Vijayapura	Indi	CHIKKBENUR	GP	Sorghum (Jowar/Great Millet)	RF	143	4	711.35				
241	Vijayapura	Indi	D NIMBARAGI	GP	Sorghum (Jowar/Great Millet)	RF	185			Hobli Level	55	484.57	
242	Vijayapura	Indi	DHULAKHED	GP	Sorghum (Jowar/Great Millet)	RF	143	4	416.71				
243	Vijayapura	Indi	GUBBEWADA	GP	Sorghum (Jowar/Great Millet)	RF	145	4	1073.67				
244	Vijayapura	Indi	HADALASANG	GP	Sorghum (Jowar/Great Millet)	RF	572	4	531.12				
245	Vijayapura	Indi	HALASANGI	GP	Sorghum (Jowar/Great Millet)	RF	658	4	437.35				
246	Vijayapura	Indi	HANJAGI	GP	Sorghum (Jowar/Great Millet)	RF	859	4	171.61				
247	Vijayapura	Indi	HATTALLI	GP	Sorghum (Jowar/Great Millet)	RF	365	4	330.02				

81

Government of Karnataka
Directorate of Economics and Statistics
GP Level Average Yield data for Rabi season 2018-19

S.N	District	Taluk	Insurance Unit (Hobli/ GP)	GP / HOBLI	Crop	IRR RF	Area Sown Ha	No_CCE_Co nducted	Average Yield(Kg/Ha)	Name_Of_Higher_Level	No_cce Conducted_Higher	Higher average Yield(Kg/Ha)	Neighbouring Yield
248	Vijayapura	Indi	HINGANI	GP	Sorghum (Jowar/Great Millet)	RF	254	4	475.23				
249	Vijayapura	Indi	HIREBEVANUR	GP	Sorghum (Jowar/Great Millet)	RF	658	4	698.77				
250	Vijayapura	Indi	HORTI	GP	Sorghum (Jowar/Great Millet)	RF	502	4	287.78				
251	Vijayapura	Indi	INCHAGERI	GP	Sorghum (Jowar/Great Millet)	RF	1031	4	213.42				
252	Vijayapura	Indi	Indi (ULB)	GP	Sorghum (Jowar/Great Millet)	RF	123	4	231.02				
253	Vijayapura	Indi	INGALAGI	GP	Sorghum (Jowar/Great Millet)	RF	551	4	906.46				
254	Vijayapura	Indi	JIGAJIVANAGI	GP	Sorghum (Jowar/Great Millet)	RF	1191	4	1636.91				
255	Vijayapura	Indi	KAPANIMBARAGI	GP	Sorghum (Jowar/Great Millet)	RF	454	4	1716.12				
256	Vijayapura	Indi	KHEDAGI	GP	Sorghum (Jowar/Great Millet)	RF	317	4	247.74				
257	Vijayapura	Indi	KOLURAGI	GP	Sorghum (Jowar/Great Millet)	RF	535	4	268.42				
258	Vijayapura	Indi	LACHYAN	GP	Sorghum (Jowar/Great Millet)	RF	890	4	217.38				

Government of Karnataka
Directorate of Economics and Statistics

GP Level Average Yield data for Rabi season 2018-19

S.N	District	Taluk	Insurance Unit (Hobli/ GP)	GP / HOBLI	Crop	IRR_RF	Area_Sown_Ha	No_CCE_Co nducted	Average Yield(Kg/Ha)	Name_Of_Higher_Level	No_cce Conducted_Higher	Higher average Yield(Kg/Ha)	Neighbouring Yield
259	Vijayapura	Indi	LALASANGI	GP	Sorghum (Jowar/Great Millet)	RF	585	4	815.38				
260	Vijayapura	Indi	LONI BK	GP	Sorghum (Jowar/Great Millet)	RF	678	4	136.41				
261	Vijayapura	Indi	MASALI BK	GP	Sorghum (Jowar/Great Millet)	RF	575			Hobli Level	64	473.07	
262	Vijayapura	Indi	MIRAGI	GP	Sorghum (Jowar/Great Millet)	RF	660	4	209.32				
263	Vijayapura	Indi	NAD KD	GP	Sorghum (Jowar/Great Millet)	RF	440	4	212.53				
264	Vijayapura	Indi	NANDARAGI	GP	Sorghum (Jowar/Great Millet)	RF	692	4	475.24				
265	Vijayapura	Indi	NIMBAL KD	GP	Sorghum (Jowar/Great Millet)	RF	426			Hobli Level	74	473.45	
266	Vijayapura	Indi	NIVARAGI	GP	Sorghum (Jowar/Great Millet)	RF	689	4	756.85				
267	Vijayapura	Indi	PADANUR	GP	Sorghum (Jowar/Great Millet)	RF	479	4	607.24				
268	Vijayapura	Indi	REVATGAON	GP	Sorghum (Jowar/Great Millet)	RF	944			Hobli Level	55	484.57	
269	Vijayapura	Indi	RUGI	GP	Sorghum (Jowar/Great Millet)	RF	668			Hobli Level	138	473.26	

Government of Karnataka
Directorate of Economics and Statistics

GP Level Average Yield data for Rabi season 2018-19

S.N	District	Taluk	Insurance Unit (Hobli/ GP)	GP / HOBLI	Crop	IRR RF	Area Sown Ha	No_CCE_Co nducted	Average Yield(Kg/Ha)	Name_Of_Higher_Level	No_cce Conducted_Higher	Higher average Yield(Kg/Ha)	Neighbouring Yield
270	Vijayapura	Indi	SALOTAGI	GP	Sorghum (Jowar/Great Millet)	RF	995	4	54.12				
271	Vijayapura	Indi	SANGOGI	GP	Sorghum (Jowar/Great Millet)	RF	330	4	558.84				
272	Vijayapura	Indi	SHIRASHYAD	GP	Sorghum (Jowar/Great Millet)	RF	727	4	253.46				
273	Vijayapura	Indi	TADAVALAGA	GP	Sorghum (Jowar/Great Millet)	RF	557	4	242.19				
274	Vijayapura	Indi	TAMBA	GP	Sorghum (Jowar/Great Millet)	RF	993			Hobli Level	64	473.07	
275	Vijayapura	Indi	TENIHALLI	GP	Sorghum (Jowar/Great Millet)	RF	240	4	655.64				
276	Vijayapura	Indi	UMARAJA	GP	Sorghum (Jowar/Great Millet)	RF	620	4	246.42				
277	Vijayapura	Indi	UMARANI	GP	Sorghum (Jowar/Great Millet)	RF	531	4	258.74				
278	Vijayapura	Indi	ZALAKI	GP	Sorghum (Jowar/Great Millet)	RF	998	4	321.22				
279	Vijayapura	Muddebihal	ADAVI SOMANAL	GP	Bengal Gram	RF	187	4	516.53				
280	Vijayapura	Muddebihal	ALUR	GP	Bengal Gram	RF	1510	4	437.50				
281	Vijayapura	Muddebihal	B.SALAWADGI	GP	Bengal Gram	RF	1955	4	215.78				

**Government of Karnataka
Directorate of Economics and Statistics**

GP Level Average Yield data for Rabi season 2018-19

S.N	District	Taluk	Insurance Unit (Hobli/ GP)	GP / HOBLI	Crop	IRR_RF	Area_Sown_Ha	No_CCE_Co nducted	Average Yield(Kg/Ha)	Name_Of_Higher_Level	No_cce Conducted_Higher	Higher average Yield(Kg/Ha)	Neighbouring Yield
282	Vijayapura	Muddebihal	BALABATTI	GP	Bengal Gram	RF	50	4	868.16				
283	Vijayapura	Muddebihal	BANTANUR	GP	Bengal Gram	RF	1348	4	652.75				
284	Vijayapura	Muddebihal	BASARAKOD	GP	Bengal Gram	RF	870	4	164.54				
285	Vijayapura	Muddebihal	BAVOOR	GP	Bengal Gram	RF	1317	4	50.23				
286	Vijayapura	Muddebihal	BIDARKUNDI	GP	Bengal Gram	RF	1027	4	51.25				
287	Vijayapura	Muddebihal	BIJJUR	GP	Bengal Gram	RF	615	1	441.87				
288	Vijayapura	Muddebihal	BOMMANAHALLI	GP	Bengal Gram	RF	1794	4	485.52				
289	Vijayapura	Muddebihal	DAVALAGI	GP	Bengal Gram	RF	1565	4	107.90				
290	Vijayapura	Muddebihal	HADALAGERI	GP	Bengal Gram	RF	655	4	596.54				
291	Vijayapura	Muddebihal	HIREMURNAL	GP	Bengal Gram	RF	810	4	674.32				
292	Vijayapura	Muddebihal	HIRUR	GP	Bengal Gram	RF	911	4	431.78				
293	Vijayapura	Muddebihal	HULLUR	GP	Bengal Gram	RF	400	4	323.68				

Government of Karnataka
Directorate of Economics and Statistics
GP Level Average Yield data for Rabi season 2018-19

S.N	District	Taluk	Insurance Unit (Hobli/ GP)	GP / HOBLI	Crop	IRR_Rf	Area_Sown_Ha	No_CCE_Co nducted	Average Yield(Kg/Ha)	Name_Of_Higher_Level	No_cce Conducted_Higher	Higher average Yield(Kg/Ha)	Neighbouring Yield
294	Vijayapura	Muddebihal	INGALAGERI	GP	Bengal Gram	RF	910	4	463.94				
295	Vijayapura	Muddebihal	KALAGI	GP	Bengal Gram	RF	121	4	975.02				
296	Vijayapura	Muddebihal	KAVADIMATTI	GP	Bengal Gram	RF	985	4	474.73				
297	Vijayapura	Muddebihal	KODAGANUR	GP	Bengal Gram	RF	2135	4	219.13				
298	Vijayapura	Muddebihal	KOLUR	GP	Bengal Gram	RF	2568	4	866.32				
299	Vijayapura	Muddebihal	KONNUR	GP	Bengal Gram	RF	1300	4	922.21				
300	Vijayapura	Muddebihal	KUNTOJI	GP	Bengal Gram	RF	2280	4	27.24				
301	Vijayapura	Muddebihal	MADIKESWAR	GP	Bengal Gram	RF	1350	4	601.50				
302	Vijayapura	Muddebihal	MINAJAGI	GP	Bengal Gram	RF	371	4	488.21				
303	Vijayapura	Muddebihal	Muddebihal (ULB)	GP	Bengal Gram	RF	0			Hobli Level	32	486.36	
304	Vijayapura	Muddebihal	MUKIHAL	GP	Bengal Gram	RF	6	4	547.28				
305	Vijayapura	Muddebihal	NAGABENAL	GP	Bengal Gram	RF	116			Hobli Level	28	541.89	

Government of Karnataka
Directorate of Economics and Statistics

GP Level Average Yield data for Rabi season 2018-19

S.N	District	Taluk	Insurance Unit (Hobli/ GP)	GP / HOBLI	Crop	IRR_Rf	Area_Sown_Ha	No_CCE_Co nducted	Average Yield(Kg/Ha)	Name_Of_Higher_Level	No_cce Conducted_Higher	Higher average Yield(Kg/Ha)	Neighbouring Yield
306	Vijayapura	Muddebihal	NAGARABETTA	GP	Bengal Gram	RF	681	4	582.62				
307	Vijayapura	Muddebihal	Nalatwada(ULB)	GP	Bengal Gram	RF	2950	4	755.24				
308	Vijayapura	Muddebihal	RAKKASAGI	GP	Bengal Gram	RF	1110	4	539.46				
309	Vijayapura	Muddebihal	RUDAGI	GP	Bengal Gram	RF	925	4	140.94				
310	Vijayapura	Muddebihal	Talikote (ULB)	GP	Bengal Gram	RF	109	4	134.87				
311	Vijayapura	Muddebihal	TANGADAGI	GP	Bengal Gram	RF	1683	4	169.93				
312	Vijayapura	Muddebihal	TUMBAGI	GP	Bengal Gram	RF	446	4	920.32				
313	Vijayapura	Muddebihal	YARAZARI	GP	Bengal Gram	RF	573	4	380.32				
314	Vijayapura	Muddebihal	YELAGUR	GP	Bengal Gram	RF	150	4	302.10				
315	Vijayapura	Muddebihal	ADAVI SOMANAL	GP	Sorghum (Jowar/Great Millet)	RF	315	4	923.10				
316	Vijayapura	Muddebihal	ALUR	GP	Sorghum (Jowar/Great Millet)	RF	144	4	488.00				
317	Vijayapura	Muddebihal	B.SALAWADGI	GP	Sorghum (Jowar/Great Millet)	RF	369	4	176.01				

Government of Karnataka
Directorate of Economics and Statistics
GP Level Average Yield data for Rabi season 2018-19

S.N	District	Taluk	Insurance Unit (Hobli/ GP)	GP / HOBLI	Crop	IRR_RF	Area_Sown_Ha	No_CCE_Co nducted	Average Yield(Kg/Ha)	Name_Of_Higher_Level	No_cce Conducted_Higher	Higher average Yield(Kg/Ha)	Neighbouring Yield
318	Vijayapura	Muddebihal	BALABATTI	GP	Sorghum (Jowar/Great Millet)	RF	4	4	973.04				
319	Vijayapura	Muddebihal	BANTANUR	GP	Sorghum (Jowar/Great Millet)	RF	485	4	580.84				
320	Vijayapura	Muddebihal	BASARAKOD	GP	Sorghum (Jowar/Great Millet)	RF	250	4	290.42				
321	Vijayapura	Muddebihal	BAVOOR	GP	Sorghum (Jowar/Great Millet)	RF	425	4	67.32				
322	Vijayapura	Muddebihal	BIDARKUNDI	GP	Sorghum (Jowar/Great Millet)	RF	186	4	171.61				
323	Vijayapura	Muddebihal	BIJJUR	GP	Sorghum (Jowar/Great Millet)	RF	470	4	441.44				
324	Vijayapura	Muddebihal	BOMMANAHALLI	GP	Sorghum (Jowar/Great Millet)	RF	7	4	484.04				
325	Vijayapura	Muddebihal	DAVALAGI	GP	Sorghum (Jowar/Great Millet)	RF	610	4	116.61				
326	Vijayapura	Muddebihal	HADALAGERI	GP	Sorghum (Jowar/Great Millet)	RF	17	4	707.57				
327	Vijayapura	Muddebihal	HIREMURNAL	GP	Sorghum (Jowar/Great Millet)	RF	340	4	897.66				
328	Vijayapura	Muddebihal	HIRUR	GP	Sorghum (Jowar/Great Millet)	RF	246	4	308.20				
329	Vijayapura	Muddebihal	HULLUR	GP	Sorghum (Jowar/Great Millet)	RF	310	4	990.07				

Government of Karnataka
Directorate of Economics and Statistics
GP Level Average Yield data for Rabi season 2018-19

S.N	District	Taluk	Insurance Unit (Hobli/ GP)	GP / HOBLI	Crop	IRR_Rf	Area_Sown_Ha	No_CCE_Conducted	Average Yield(Kg/Ha)	Name_Of_Higher_Level	No_cce_Conducted_Higher	Higher average Yield(Kg/Ha)	Neighbouring Yield
330	Vijayapura	Muddebihal	INGALAGERI	GP	Sorghum (Jowar/Great Millet)	RF	505	4	994.47				
331	Vijayapura	Muddebihal	KALAGI	GP	Sorghum (Jowar/Great Millet)	RF	3	4	883.67				
332	Vijayapura	Muddebihal	KAVADIMATTI	GP	Sorghum (Jowar/Great Millet)	RF	221	4	624.85				
333	Vijayapura	Muddebihal	KODAGANUR	GP	Sorghum (Jowar/Great Millet)	RF	948	4	268.86				
334	Vijayapura	Muddebihal	KOLUR	GP	Sorghum (Jowar/Great Millet)	RF	44	4	885.34				
335	Vijayapura	Muddebihal	KONNUR	GP	Sorghum (Jowar/Great Millet)	RF	135	4	530.37				
336	Vijayapura	Muddebihal	KUNTOJI	GP	Sorghum (Jowar/Great Millet)	RF	127	4	180.41				
337	Vijayapura	Muddebihal	MADIKESWAR	GP	Sorghum (Jowar/Great Millet)	RF	250	4	822.86				
338	Vijayapura	Muddebihal	MINAJAGI	GP	Sorghum (Jowar/Great Millet)	RF	9	4	748.05				
339	Vijayapura	Muddebihal	Muddebihal (ULB)	GP	Sorghum (Jowar/Great Millet)	RF	0			Hobli Level	32	691.95	
340	Vijayapura	Muddebihal	MUKIHAL	GP	Sorghum (Jowar/Great Millet)	RF	554	4	531.56				
341	Vijayapura	Muddebihal	NAGABENAL	GP	Sorghum (Jowar/Great Millet)	RF	134			Hobli Level	28	666.33	

Government of Karnataka
Directorate of Economics and Statistics

GP Level Average Yield data for Rabi season 2018-19

S.N	District	Taluk	Insurance Unit (Hobli/ GP)	GP / HOBLI	Crop	IRR_RF	Area_Sown_Ha	No_CCE_Co nducted	Average Yield(Kg/Ha)	Name_Of_Higher_Level	No_cce Conducted_Higher	Higher average Yield(Kg/Ha)	Neighbouring Yield
342	Vijayapura	Muddebihal	NAGARABETTA	GP	Sorghum (Jowar/Great Millet)	RF	218	4	585.24				
343	Vijayapura	Muddebihal	Nalatwada(ULB)	GP	Sorghum (Jowar/Great Millet)	RF	550	4	596.24				
344	Vijayapura	Muddebihal	RAKKASAGI	GP	Sorghum (Jowar/Great Millet)	RF	520	4	1144.96				
345	Vijayapura	Muddebihal	RUDAGI	GP	Sorghum (Jowar/Great Millet)	RF	615			Hobli Level	39	526.08	
346	Vijayapura	Muddebihal	Talikote (ULB)	GP	Sorghum (Jowar/Great Millet)	RF	12	4	215.62				
347	Vijayapura	Muddebihal	TANGADAGI	GP	Sorghum (Jowar/Great Millet)	RF	38	4	344.11				
348	Vijayapura	Muddebihal	TUMBAGI	GP	Sorghum (Jowar/Great Millet)	RF	138	4	535.21				
349	Vijayapura	Muddebihal	YARAZARI	GP	Sorghum (Jowar/Great Millet)	RF	16	4	528.04				
350	Vijayapura	Muddebihal	YELAGUR	GP	Sorghum (Jowar/Great Millet)	RF	6	4	836.06				
351	Vijayapura	Sindagi	Alamela (ULB)	GP	Bengal Gram	RF	129	4	366.84				
352	Vijayapura	Sindagi	ASKI	GP	Bengal Gram	RF	601	4	291.31				
353	Vijayapura	Sindagi	BAGALUR	GP	Bengal Gram	RF	386	4	947.29				

Government of Karnataka
Directorate of Economics and Statistics

GP Level Average Yield data for Rabi season 2018-19

S.N	District	Taluk	Insurance Unit (Hobli/ GP)	GP / HOBLI	Crop	IRR_RF	Area_Sown_Ha	No_CCE_Co nducted	Average Yield(Kg/Ha)	Name_Of_Higher_Level	No_cce Conducted_Higher	Higher average Yield(Kg/Ha)	Neighbouring Yield
354	Vijayapura	Sindagi	BALAGANUR	GP	Bengal Gram	RF	333	4	151.05				
355	Vijayapura	Sindagi	BAMMANALLI	GP	Bengal Gram	RF	154	4	609.59				
356	Vijayapura	Sindagi	BANDAL	GP	Bengal Gram	RF	375			Hobli Level	63	384.47	
357	Vijayapura	Sindagi	BEKINAL	GP	Bengal Gram	RF	791	4	884.72				
358	Vijayapura	Sindagi	BYKOD	GP	Bengal Gram	RF	813	4	431.57				
359	Vijayapura	Sindagi	CHANDAKAVATE	GP	Bengal Gram	RF	230	4	99.80				
360	Vijayapura	Sindagi	CHATTARAKI	GP	Bengal Gram	RF	521	4	151.05				
361	Vijayapura	Sindagi	CHIKKARUGI	GP	Bengal Gram	RF	618	4	111.40				
362	Vijayapura	Sindagi	DEVANGAON	GP	Bengal Gram	RF	344	4	288.61				
363	Vijayapura	Sindagi	DEVAR NAVADGI	GP	Bengal Gram	RF	509	4	1629.17				
364	Vijayapura	Sindagi	Devarahipparagi (ULB)	GP	Bengal Gram	RF	809	4	1003.40				
365	Vijayapura	Sindagi	GABASAVLAGI	GP	Bengal Gram	RF	336	4	326.37				

Government of Karnataka
Directorate of Economics and Statistics
GP Level Average Yield data for Rabi season 2018-19

S.N	District	Taluk	Insurance Unit (Hobli/ GP)	GP / HOBLI	Crop	IRR_RF	Area_Sown_Ha	No_CCE_Co nducted	Average Yield(Kg/Ha)	Name_Of_Higher_Level	No_cce Conducted_Higher	Higher average Yield(Kg/Ha)	Neighbouring Yield
366	Vijayapura	Sindagi	GOLAGERI	GP	Bengal Gram	RF	544	4	863.14				
367	Vijayapura	Sindagi	GUBBEWAD	GP	Bengal Gram	RF	527	4	326.37				
368	Vijayapura	Sindagi	GUTTARAGI	GP	Bengal Gram	RF	221	4	440.09				
369	Vijayapura	Sindagi	HANDIGANUR	GP	Bengal Gram	RF	337	4	679.72				
370	Vijayapura	Sindagi	HARANAL	GP	Bengal Gram	RF	504	4	55.57				
371	Vijayapura	Sindagi	HIKKANAGUTTI	GP	Bengal Gram	RF	284			Hobli Level	63	384.47	
372	Vijayapura	Sindagi	HITNALLI	GP	Bengal Gram	RF	453	4	1375.62				
373	Vijayapura	Sindagi	HONNALLI	GP	Bengal Gram	RF	333	4	410.10				
374	Vijayapura	Sindagi	HUNASHYAL	GP	Bengal Gram	RF	607	4	81.30				
375	Vijayapura	Sindagi	JALAWAD	GP	Bengal Gram	RF	1186	4	711.01				
376	Vijayapura	Sindagi	KADANI	GP	Bengal Gram	RF	249	4	623.08				
377	Vijayapura	Sindagi	KAKKALAMELI	GP	Bengal Gram	RF	237	4	120.84				

Government of Karnataka
Directorate of Economics and Statistics

GP Level Average Yield data for Rabi season 2018-19

S.N	District	Taluk	Insurance Unit (Hobli/ GP)	GP / HOBLI	Crop	IRR_RF	Area_Sown_Ha	No_CCE_Co nducted	Average Yield(Kg/Ha)	Name_Of_Higher_Level	No_cce Conducted_Higher	Higher average Yield(Kg/Ha)	Neighbouring Yield
378	Vijayapura	Sindagi	KALAKERI	GP	Bengal Gram	RF	1113	4	134.86				
379	Vijayapura	Sindagi	KANNOLLI	GP	Bengal Gram	RF	125	4	126.77				
380	Vijayapura	Sindagi	KERUTAGI	GP	Bengal Gram	RF	1567	4	110.59				
381	Vijayapura	Sindagi	KOKATANUR	GP	Bengal Gram	RF	919	4	273.24				
382	Vijayapura	Sindagi	KONDAGULI	GP	Bengal Gram	RF	1412	4	166.15				
383	Vijayapura	Sindagi	KORAHAI I I	GP	Bengal Gram	RF	384	4	485.52				
384	Vijayapura	Sindagi	KORAWAR	GP	Bengal Gram	RF	1001	4	1080.00				
385	Vijayapura	Sindagi	MALAGHAN	GP	Bengal Gram	RF	258	4	2191.40				
386	Vijayapura	Sindagi	MANUR	GP	Bengal Gram	RF	797	4	196.90				
387	Vijayapura	Sindagi	MORATAGI	GP	Bengal Gram	RF	314	4	512.49				
388	Vijayapura	Sindagi	MULASAVLAGI	GP	Bengal Gram	RF	1400	4	216.32				
389	Vijayapura	Sindagi	NAGAVI B K	GP	Bengal Gram	RF	254	4	333.93				

Government of Karnataka
Directorate of Economics and Statistics

GP Level Average Yield data for Rabi season 2018-19

S.N	District	Taluk	Insurance Unit (Hobli/ GP)	GP / HOBLI	Crop	IRR_RF	Area_Sown_Ha	No_CCE_Co nducted	Average Yield(Kg/Ha)	Name_Of_Higher_Level	No_cce Conducted_Higher	Higher average Yield(Kg/Ha)	Neighbouring Yield
390	Vijayapura	Sindagi	RAMANALLI	GP	Bengal Gram	RF	241	4	822.68				
391	Vijayapura	Sindagi	RAMPUR PA	GP	Bengal Gram	RF	351	4	1030.91				
392	Vijayapura	Sindagi	Sindagi (ULB)	GP	Bengal Gram	RF	149	4	215.78				
393	Vijayapura	Sindagi	SUNGATHAN	GP	Bengal Gram	RF	332	4	118.69				
394	Vijayapura	Sindagi	YARAGAL BK	GP	Bengal Gram	RF	511	4	561.04				
395	Vijayapura	Sindagi	YELAGOD	GP	Bengal Gram	RF	633	4	134.87				
396	Vijayapura	Sindagi	YENKANCHI	GP	Bengal Gram	RF	527	4	148.35				
397	Vijayapura	Sindagi	Alamela (ULB)	GP	Sorghum (Jowar/Great Millet)	RF	409	4	924.06				
398	Vijayapura	Sindagi	ASKI	GP	Sorghum (Jowar/Great Millet)	RF	689	4	1364.66				
399	Vijayapura	Sindagi	BAGALUR	GP	Sorghum (Jowar/Great Millet)	RF	227	4	1345.61				
400	Vijayapura	Sindagi	BALAGANUR	GP	Sorghum (Jowar/Great Millet)	RF	520	4	204.62				
401	Vijayapura	Sindagi	BAMMANALLI	GP	Sorghum (Jowar/Great Millet)	RF	230	4	1271.69				



Government of Karnataka
Directorate of Economics and Statistics

GP Level Average Yield data for Rabi season 2018-19

S.N	District	Taluk	Insurance Unit (Hobli/ GP)	GP / HOBLI	Crop	IRR_RF	Area_Sown_Ha	No_CCE_Co nducted	Average Yield(Kg/Ha)	Name_Of_Higher_Level	No_cce Conducted_Higher	Higher average Yield(Kg/Ha)	Neighbouring Yield
402	Vijayapura	Sindagi	BANDAL	GP	Sorghum (Jowar/Great Millet)	RF	351			Hobli Level	63	578.38	
403	Vijayapura	Sindagi	BEKINAL	GP	Sorghum (Jowar/Great Millet)	RF	891	4	642.44				
404	Vijayapura	Sindagi	BYKOD	GP	Sorghum (Jowar/Great Millet)	RF	1017	4	1188.08				
405	Vijayapura	Sindagi	CHANDAKAVATE	GP	Sorghum (Jowar/Great Millet)	RF	450	4	370.02				
406	Vijayapura	Sindagi	CHATTARAKI	GP	Sorghum (Jowar/Great Millet)	RF	384	4	422.43				
407	Vijayapura	Sindagi	CHIKKARUGI	GP	Sorghum (Jowar/Great Millet)	RF	816	4	204.17				
408	Vijayapura	Sindagi	DEVANGAON	GP	Sorghum (Jowar/Great Millet)	RF	451	4	422.43				
409	Vijayapura	Sindagi	DEVAR NAVADGI	GP	Sorghum (Jowar/Great Millet)	RF	416	4	1096.11				
410	Vijayapura	Sindagi	Devarahipparagi (ULB)	GP	Sorghum (Jowar/Great Millet)	RF	815	4	836.06				
411	Vijayapura	Sindagi	GABASAVALAGI	GP	Sorghum (Jowar/Great Millet)	RF	370	4	748.05				
412	Vijayapura	Sindagi	GOLAGERI	GP	Sorghum (Jowar/Great Millet)	RF	1233	4	1342.09				

Government of Karnataka
Directorate of Economics and Statistics
GP Level Average Yield data for Rabi season 2018-19

S.N	District	Taluk	Insurance Unit (Hobli/ GP)	GP / HOBLI	Crop	IRR_RF	Area_Sown_Ha	No_CCE_Co nducted	Average Yield(Kg/Ha)	Name_Of_Higher_Level	No_cce Conducted_Higher	Higher average Yield(Kg/Ha)	Neighbouring Yield
413	Vijayapura	Sindagi	GUBBEWAD	GP	Sorghum (Jowar/Great Millet)	RF	886	4	242.90				
414	Vijayapura	Sindagi	GUTTARAGI	GP	Sorghum (Jowar/Great Millet)	RF	590	4	872.18				
415	Vijayapura	Sindagi	HANDIGANUR	GP	Sorghum (Jowar/Great Millet)	RF	347	4	1126.92				
416	Vijayapura	Sindagi	HARANAL	GP	Sorghum (Jowar/Great Millet)	RF	590	4	490.63				
417	Vijayapura	Sindagi	HIKKANAGUTTI	GP	Sorghum (Jowar/Great Millet)	RF	389			Hobli Level	63	578.38	
418	Vijayapura	Sindagi	HITNALLI	GP	Sorghum (Jowar/Great Millet)	RF	580	4	1839.32				
419	Vijayapura	Sindagi	HONNALLI	GP	Sorghum (Jowar/Great Millet)	RF	463	4	1409.37				
420	Vijayapura	Sindagi	HUNASHYAL	GP	Sorghum (Jowar/Great Millet)	RF	755	4	360.82				
421	Vijayapura	Sindagi	JALAWAD	GP	Sorghum (Jowar/Great Millet)	RF	1130	4	1250.26				
422	Vijayapura	Sindagi	KADANI	GP	Sorghum (Jowar/Great Millet)	RF	284	4	1495.22				
423	Vijayapura	Sindagi	KAKKALAMELI	GP	Sorghum (Jowar/Great Millet)	RF	346	4	123.21				

Government of Karnataka
Directorate of Economics and Statistics


GP Level Average Yield data for Rabi season 2018-19

S.N	District	Taluk	Insurance Unit (Hobli/ GP)	GP / HOBLI	Crop	IRR RF	Area_Sown_Ha	No_CCE_Co nducted	Average Yield(Kg/Ha)	Name_Of_Higher_Level	No_cce Conducted_Higher	Higher average Yield(Kg/Ha)	Neighbouring Yield
424	Vijayapura	Sindagi	KALAKERI	GP	Sorghum (Jowar/Great Millet)	RF	1237	4	352.02				
425	Vijayapura	Sindagi	KANNOLLI	GP	Sorghum (Jowar/Great Millet)	RF	400	4	246.42				
426	Vijayapura	Sindagi	KERUTAGI	GP	Sorghum (Jowar/Great Millet)	RF	1662	4	426.83				
427	Vijayapura	Sindagi	KOKATANUR	GP	Sorghum (Jowar/Great Millet)	RF	491	4	400.25				
428	Vijayapura	Sindagi	KONDAGULI	GP	Sorghum (Jowar/Great Millet)	RF	1657	4	581.02				
429	Vijayapura	Sindagi	KORAHALLI	GP	Sorghum (Jowar/Great Millet)	RF	291	4	1122.08				
430	Vijayapura	Sindagi	KORAWAR	GP	Sorghum (Jowar/Great Millet)	RF	840	4	880.94				
431	Vijayapura	Sindagi	MALAGHAN	GP	Sorghum (Jowar/Great Millet)	RF	268	4	2028.67				
432	Vijayapura	Sindagi	MANUR	GP	Sorghum (Jowar/Great Millet)	RF	866	4	409.23				
433	Vijayapura	Sindagi	MORATAGI	GP	Sorghum (Jowar/Great Millet)	RF	203	4	497.24				
434	Vijayapura	Sindagi	MULSAVALAGI	GP	Sorghum (Jowar/Great Millet)	RF	898	4	180.41				
435	Vijayapura	Sindagi	NAGAVI B K	GP	Sorghum (Jowar/Great Millet)	RF	503	4	462.03				

Government of Karnataka
Directorate of Economics and Statistics

GP Level Average Yield data for Rabi season 2018-19

S.N	District	Taluk	Insurance Unit (Hobli/ GP)	GP / HOBLI	Crop	IRR_RF	Area_Sown_Ha	No_CCE_Co nducted	Average Yield(Kg/Ha)	Name_Of_Higher_Level	No_cce Conducted_Higher	Higher average Yield(Kg/Ha)	Neighbouring Yield
436	Vijayapura	Sindagi	RAMANALLI	GP	Sorghum (Jowar/Great Millet)	RF	181	4	1362.07				
437	Vijayapura	Sindagi	RAMPUR PA	GP	Sorghum (Jowar/Great Millet)	RF	402	4	795.36				
438	Vijayapura	Sindagi	Sindagi (ULB)	GP	Sorghum (Jowar/Great Millet)	RF	280	4	155.51				
439	Vijayapura	Sindagi	SUNGATHAN	GP	Sorghum (Jowar/Great Millet)	RF	656	4	277.22				
440	Vijayapura	Sindagi	YARAGAL BK	GP	Sorghum (Jowar/Great Millet)	RF	637	4	396.25				
441	Vijayapura	Sindagi	YELAGOD	GP	Sorghum (Jowar/Great Millet)	RF	1134	4	385.02				
442	Vijayapura	Sindagi	YENKANCHI	GP	Sorghum (Jowar/Great Millet)	RF	820	4	528.04				


 Joint Director
 Crop insurance scheme Division
 Directorate of Economics and Statistics

Government of Karnataka
Directorate of Economics and Statistics
GP Level Average Yield data for Rabi season 2018-19

S.N	District	Taluk	Insurance Unit (Hobli/ GP)	GP / HOBLI	Crop	IRR_RF	Area_Sown_Ha	No_CCE_Co nducted	Average Yield(Kg/Ha)	Name_Of_Higher_Level	No_cce Conducted_Higher	Higher average Yield(Kg/Ha)	Neighbouring Yield
1	YADGIRI	Shahapur	AIKUR	GP	Sorghum (Jowar/Great Millet)	RF	91	4	939.47				
2	YADGIRI	Shahapur	ANABI	GP	Sorghum (Jowar/Great Millet)	RF	173	4	875.66				
3	YADGIRI	Shahapur	B.Gudi(ULB/NAC)	GP	Sorghum (Jowar/Great Millet)	RF	4			Hobli Level	20	915.26	
4	YADGIRI	Shahapur	BEERANURA	GP	Sorghum (Jowar/Great Millet)	RF	131	4	1016.47				
5	YADGIRI	Shahapur	BENDEBEMBLI	GP	Sorghum (Jowar/Great Millet)	RF	136	4	1016.47				
6	YADGIRI	Shahapur	BILHAR	GP	Sorghum (Jowar/Great Millet)	RF	54	4	853.66				
7	YADGIRI	Shahapur	CHAMANAL	GP	Sorghum (Jowar/Great Millet)	RF	19	4	968.07				
8	YADGIRI	Shahapur	CHATNALLI	GP	Sorghum (Jowar/Great Millet)	RF	135	4	831.66				
9	YADGIRI	Shahapur	DOHARNALLI	GP	Sorghum (Jowar/Great Millet)	RF	55	4	1001.07				
10	YADGIRI	Shahapur	GINAL	GP	Sorghum (Jowar/Great Millet)	RF	110	4	1016.47				
11	YADGIRI	Shahapur	GOGI (K)	GP	Sorghum (Jowar/Great Millet)	RF	142	4	866.86				

Government of Karnataka
Directorate of Economics and Statistics
GP Level Average Yield data for Rabi season 2018-19

S.N	District	Taluk	Insurance Unit (Hobli/ GP)	GP / HOBLI	Crop	IRR_RF	Area_Sown_Ha	No_CCE_Co nducted	Average Yield(Kg/Ha)	Name_Of_Higher_Level	No_cce Conducted_Higher	Higher average Yield(Kg/Ha)	Neighbouring Yield
12	YADGIRI	Shahapur	GOGI PETH	GP	Sorghum (Jowar/Great Millet)	RF	0			Hobli Level	20	915.26	
13	YADGIRI	Shahapur	GULSARAM	GP	Sorghum (Jowar/Great Millet)	RF	117	4	836.06				
14	YADGIRI	Shahapur	GUNDAGARTHI	GP	Sorghum (Jowar/Great Millet)	RF	80	4	963.67				
15	YADGIRI	Shahapur	HAIYAL (B)	GP	Sorghum (Jowar/Great Millet)	RF	57	4	1016.47				
16	YADGIRI	Shahapur	HALGERA	GP	Sorghum (Jowar/Great Millet)	RF	68	4	1086.00				
17	YADGIRI	Shahapur	HATTIGUDUR	GP	Sorghum (Jowar/Great Millet)	RF	85	4	829.46				
18	YADGIRI	Shahapur	HOSAKERA	GP	Sorghum (Jowar/Great Millet)	RF	7			Hobli Level	20	915.26	
19	YADGIRI	Shahapur	HOTPET	GP	Sorghum (Jowar/Great Millet)	RF	81	4	822.86				
20	YADGIRI	Shahapur	HURASAGUNDAG I	GP	Sorghum (Jowar/Great Millet)	RF	55	4	2464.44				
21	YADGIRI	Shahapur	IBRAHIMPUR	GP	Sorghum (Jowar/Great Millet)	RF	113	4	952.67				
22	YADGIRI	Shahapur	KADUMGERA B	GP	Sorghum (Jowar/Great Millet)	RF	15	4	827.26				



Government of Karnataka
Directorate of Economics and Statistics

GP Level Average Yield data for Rabi season 2018-19

S.N	District	Taluk	Insurance Unit (Hobli/ GP)	GP / HOBLI	Crop	IRR_RF	Area_Sown_Ha	No_CCE_Co nducted	Average Yield(Kg/Ha)	Name_Of_Higher_Level	No_cce Conducted_Higher	Higher average Yield(Kg/Ha)	Neighbouring Yield
23	YADGIRI	Shahapur	KAKKASGERA	GP	Sorghum (Jowar/Great Millet)	RF	0			Hobli Level	20	915.26	
24	YADGIRI	Shahapur	KANNE KOLLUR	GP	Sorghum (Jowar/Great Millet)	RF	305	4	1076.97				
25	YADGIRI	Shahapur	KHANAPUR	GP	Sorghum (Jowar/Great Millet)	RF	58	4	939.46				
26	YADGIRI	Shahapur	KOLLUR (M)	GP	Sorghum (Jowar/Great Millet)	RF	109	4	966.00				
27	YADGIRI	Shahapur	KONKAL	GP	Sorghum (Jowar/Great Millet)	RF	66	4	1118.56				
28	YADGIRI	Shahapur	KURKUNDA	GP	Sorghum (Jowar/Great Millet)	RF	65	4	891.06				
29	YADGIRI	Shahapur	MADRAKI	GP	Sorghum (Jowar/Great Millet)	RF	163	4	939.46				
30	YADGIRI	Shahapur	MUDBOOL	GP	Sorghum (Jowar/Great Millet)	RF	40	4	1232.09				
31	YADGIRI	Shahapur	NAGANATAGI	GP	Sorghum (Jowar/Great Millet)	RF	0			Hobli Level	56	946.74	
32	YADGIRI	Shahapur	NAIKAL	GP	Sorghum (Jowar/Great Millet)	RF	15	4	1029.67				
33	YADGIRI	Shahapur	RUSTAPUR	GP	Sorghum (Jowar/Great Millet)	RF	22	4	875.66				
34	YADGIRI	Shahapur	SAGAR (B)	GP	Sorghum (Jowar/Great Millet)	RF	10	4	1309.09				

Government of Karnataka
Directorate of Economics and Statistics
GP Level Average Yield data for Rabi season 2018-19

S.N	District	Taluk	Insurance Unit (Hobli/ GP)	GP / HOBLI	Crop	IRR RF	Area Sown Ha	No_CCE_Conducted	Average Yield(Kg/Ha)	Name_Of_Higher_Level	No_cce_Conducted_Higher	Higher average Yield(Kg/Ha)	Neighbouring Yield
35	YADGIRI	Shahapur	Shahpura (ULB)	GP	Sorghum (Jowar/Great Millet)	RF	40	4	897.66				
36	YADGIRI	Shahapur	SHIRVAL	GP	Sorghum (Jowar/Great Millet)	RF	320	4	699.65				
37	YADGIRI	Shahapur	T. WADGERA	GP	Sorghum (Jowar/Great Millet)	RF	57	4	895.46				
38	YADGIRI	Shahapur	TADIBIDI	GP	Sorghum (Jowar/Great Millet)	RF	90	4	1707.84				
39	YADGIRI	Shahapur	TUMAKURA	GP	Sorghum (Jowar/Great Millet)	RF	140	4	1038.47				
40	YADGIRI	Shahapur	UKKINAL	GP	Sorghum (Jowar/Great Millet)	RF	55	4	840.46				
41	YADGIRI	Shahapur	ULLESUGOOR	GP	Sorghum (Jowar/Great Millet)	RF	54	4	1128.68				
42	YADGIRI	Shahapur	VADIGERA	GP	Sorghum (Jowar/Great Millet)	RF	203	4	893.26				
43	YADGIRI	Shahapur	VANADURGA	GP	Sorghum (Jowar/Great Millet)	RF	0			Hobli Level	20	915.26	
44	YADGIRI	Shorapur	AGNI	GP	Sorghum (Jowar/Great Millet)	RF	24			Hobli Level	20	765.65	
45	YADGIRI	Shorapur	ALDAL	GP	Sorghum (Jowar/Great Millet)	RF	57	4	745.85				

Government of Karnataka
Directorate of Economics and Statistics
GP Level Average Yield data for Rabi season 2018-19

S.N	District	Taluk	Insurance Unit (Hobli/ GP)	GP / HOBLI	Crop	IRR RF	Area Sown Ha	No_CCE_Co nducted	Average Yield(Kg/Ha)	Name_Of_Higher_Level	No_cce Conducted_Higher	Higher average Yield(Kg/Ha)	Neighbouring Yield
46	YADGIRI	Shorapur	ARKERA (J)	GP	Sorghum (Jowar/Great Millet)	RF	9			Hobli Level	20	765.65	
47	YADGIRI	Shorapur	ARKERA (K)	GP	Sorghum (Jowar/Great Millet)	RF	47	4	1062.67				
48	YADGIRI	Shorapur	BAICHBAL	GP	Sorghum (Jowar/Great Millet)	RF	93	4	798.66				
49	YADGIRI	Shorapur	BAILKUNTI	GP	Sorghum (Jowar/Great Millet)	RF	0			Hobli Level	22	842.04	
50	YADGIRI	Shorapur	BARDEVANAL	GP	Sorghum (Jowar/Great Millet)	RF	248	4	466.43				
51	YADGIRI	Shorapur	DEIKERA	GP	Sorghum (Jowar/Great Millet)	RF	28	4	545.64				
52	YADGIRI	Shorapur	DEVAPUR	GP	Sorghum (Jowar/Great Millet)	RF	837	4	899.86				
53	YADGIRI	Shorapur	DEVARGONAL	GP	Sorghum (Jowar/Great Millet)	RF	19	4	701.85				
54	YADGIRI	Shorapur	DEVATKAL	GP	Sorghum (Jowar/Great Millet)	RF	30			Hobli Level	22	842.04	
55	YADGIRI	Shorapur	GEDDALMARI	GP	Sorghum (Jowar/Great Millet)	RF	0			Hobli Level	22	842.04	
56	YADGIRI	Shorapur	HAGARATAGI	GP	Sorghum (Jowar/Great Millet)	RF	55			Hobli Level	22	736.05	

Government of Karnataka
Directorate of Economics and Statistics
GP Level Average Yield data for Rabi season 2018-19

S.N	District	Taluk	Insurance Unit (Hobli/ GP)	GP / HOBLI	Crop	IRR RF	Area Sown Ha	No_CCE_Co nducted	Average Yield(Kg/Ha)	Name_Of_Higher_Level	No_cce Conducted_Higher	Higher average Yield(Kg/Ha)	Neighbouring Yield
57	YADGIRI	Shorapur	HEBBAL (B)	GP	Sorghum (Jowar/Great Millet)	RF	70			Hobli Level	22	842.04	
58	YADGIRI	Shorapur	HEMANOOR	GP	Sorghum (Jowar/Great Millet)	RF	57	4	869.06				
59	YADGIRI	Shorapur	HUNASAGI	GP	Sorghum (Jowar/Great Millet)	RF	30	4	774.46				
60	YADGIRI	Shorapur	JOGUNDBHAVI	GP	Sorghum (Jowar/Great Millet)	RF	62	4	792.06				
61	YADGIRI	Shorapur	KACHAKNUR	GP	Sorghum (Jowar/Great Millet)	RF	76	4	741.45				
62	YADGIRI	Shorapur	Kakkera(ULB)	GP	Sorghum (Jowar/Great Millet)	RF	55	4	836.41				
63	YADGIRI	Shorapur	KAMNATAGI	GP	Sorghum (Jowar/Great Millet)	RF	21			Hobli Level	22	842.04	
64	YADGIRI	Shorapur	KARADAKAL	GP	Sorghum (Jowar/Great Millet)	RF	0			Hobli Level	26	783.59	
65	YADGIRI	Shorapur	Kembhavi(ULB)	GP	Sorghum (Jowar/Great Millet)	RF	97	4	796.46				
66	YADGIRI	Shorapur	KHANAPUR (S.H)	GP	Sorghum (Jowar/Great Millet)	RF	143	4	640.25				
67	YADGIRI	Shorapur	KODEKAL	GP	Sorghum (Jowar/Great Millet)	RF	10			Hobli Level	22	736.05	

Government of Karnataka
Directorate of Economics and Statistics
GP Level Average Yield data for Rabi season 2018-19

S.N	District	Taluk	Insurance Unit (Hobli/ GP)	GP / HOBLI	Crop	IRR_RF	Area_Sown_Ha	No_CCE_Co nducted	Average Yield(Kg/Ha)	Name_Of_Higher_Level	No_cce Conducted_Higher	Higher average Yield(Kg/Ha)	Neighbouring Yield
68	YADGIRI	Shorapur	KOLIHALL	GP	Sorghum (Jowar/Great Millet)	RF	954	4	759.05				
69	YADGIRI	Shorapur	MALGATTI	GP	Sorghum (Jowar/Great Millet)	RF	0			Hobli Level	26	783.59	
70	YADGIRI	Shorapur	MALLA (B)	GP	Sorghum (Jowar/Great Millet)	RF	189	4	921.86				
71	YADGIRI	Shorapur	MALNOOR	GP	Sorghum (Jowar/Great Millet)	RF	284	4	939.47				
72	YADGIRI	Shorapur	MARNAL	GP	Sorghum (Jowar/Great Millet)	RF	144	4	660.05				
73	YADGIRI	Shorapur	MUDNOOR (K)	GP	Sorghum (Jowar/Great Millet)	RF	37	4	607.24				
74	YADGIRI	Shorapur	NAGANOOR	GP	Sorghum (Jowar/Great Millet)	RF	160	4	847.06				
75	YADGIRI	Shorapur	NARAYANPUR	GP	Sorghum (Jowar/Great Millet)	RF	10	4	781.05				
76	YADGIRI	Shorapur	PARASANALLI	GP	Sorghum (Jowar/Great Millet)	RF	0			Hobli Level	26	783.592308	
77	YADGIRI	Shorapur	PETH AMMAPUR	GP	Sorghum (Jowar/Great Millet)	RF	292	4	829.46				
78	YADGIRI	Shorapur	RAJAN KOLLUR	GP	Sorghum (Jowar/Great Millet)	RF	838	4	908.66				

Government of Karnataka
Directorate of Economics and Statistics
GP Level Average Yield data for Rabi season 2018-19

S.N	District	Taluk	Insurance Unit (Hobli/ GP)	GP / HOBLI	Crop	IRR_Rf	Area_Sown_Ha	No_CCE_Co nducted	Average Yield(Kg/Ha)	Name_Of_Higher_Level	No_cce Conducted_Higher	Higher average Yield(Kg/Ha)	Neighbouring Yield
79	YADGIRI	Shorapur	SUGOOR	GP	Sorghum (Jowar/Great Millet)	RF	240	4	1027.47				
80	YADGIRI	Shorapur	TINTHNI	GP	Sorghum (Jowar/Great Millet)	RF	316	4	917.46				
81	YADGIRI	Shorapur	WAGANGERA	GP	Sorghum (Jowar/Great Millet)	RF	64	4	849.26				
82	YADGIRI	Shorapur	WAJJAL	GP	Sorghum (Jowar/Great Millet)	RF	107	4	723.85				
83	YADGIRI	Shorapur	YAKTAPUR	GP	Sorghum (Jowar/Great Millet)	RF	305	4	822.86				
84	YADGIRI	Shorapur	YALAGI	GP	Sorghum (Jowar/Great Millet)	RF	162	4	886.66				
85	YADGIRI	Shorapur	YEVOOR	GP	Sorghum (Jowar/Great Millet)	RF	159	4	484.03				
86	YADGIRI	Yadgir	AJALAPUR	GP	Sorghum (Jowar/Great Millet)	RF	275	4	1190.72				
87	YADGIRI	Yadgir	ALLIPUR	GP	Sorghum (Jowar/Great Millet)	RF	247	4	884.46				
88	YADGIRI	Yadgir	ANAPUR	GP	Sorghum (Jowar/Great Millet)	RF	247	4	1392.70				
89	YADGIRI	Yadgir	ARAKERA (B)	GP	Sorghum (Jowar/Great Millet)	RF	274	4	890.18				

Government of Karnataka
Directorate of Economics and Statistics

GP Level Average Yield data for Rabi season 2018-19

S.N	District	Taluk	Insurance Unit (Hobli/ GP)	GP / HOBLI	Crop	IRR_RF	Area_Sown_Ha	No_CCE_Co nducted	Average Yield(Kg/Ha)	Name_Of_Higher_Level	No_cce Conducted_Higher	Higher average Yield(Kg/Ha)	Neighbouring Yield
90	YADGIRI	Yadgir	ARKERA (K)	GP	Sorghum (Jowar/Great Millet)	RF	132	4	977.31				
91	YADGIRI	Yadgir	BADIYAL	GP	Sorghum (Jowar/Great Millet)	RF	521	4	1185.00				
92	YADGIRI	Yadgir	BALICHAKRA	GP	Sorghum (Jowar/Great Millet)	RF	289	4	1146.24				
93	YADGIRI	Yadgir	BANDALLI	GP	Sorghum (Jowar/Great Millet)	RF	258	4	914.82				
94	YADGIRI	Yadgir	BELGUNDI	GP	Sorghum (Jowar/Great Millet)	RF	423	4	1093.48				
95	YADGIRI	Yadgir	CHANDRIKI	GP	Sorghum (Jowar/Great Millet)	RF	314	4	952.66				
96	YADGIRI	Yadgir	CHAPETLA	GP	Sorghum (Jowar/Great Millet)	RF	302	4	1069.27				
97	YADGIRI	Yadgir	CHINNAKAR	GP	Sorghum (Jowar/Great Millet)	RF	202	4	974.23				
98	YADGIRI	Yadgir	GAJARKOT	GP	Sorghum (Jowar/Great Millet)	RF	277	4	1141.88				
99	YADGIRI	Yadgir	Gurmitkal(ULB)	GP	Sorghum (Jowar/Great Millet)	RF	208	4	1060.47				
100	YADGIRI	Yadgir	HALIGERA	GP	Sorghum (Jowar/Great Millet)	RF	165	4	935.94				



Government of Karnataka
Directorate of Economics and Statistics
GP Level Average Yield data for Rabi season 2018-19

S.N	District	Taluk	Insurance Unit (Hobli/ GP)	GP / HOBLI	Crop	IRR RF	Area_Sown_Ha	No_CCE_Co nducted	Average Yield(Kg/Ha)	Name_Of_Higher_Level	No_cce Conducted_Higher	Higher average Yield(Kg/Ha)	Neighbouring Yield
101	YADGIRI	Yadgir	HATTIKUNI	GP	Sorghum (Jowar/Great Millet)	RF	103	4	883.58				
102	YADGIRI	Yadgir	HONAGERA	GP	Sorghum (Jowar/Great Millet)	RF	318	4	960.15				
103	YADGIRI	Yadgir	JAIGRAM	GP	Sorghum (Jowar/Great Millet)	RF	296	4	928.02				
104	YADGIRI	Yadgir	KADECHUR	GP	Sorghum (Jowar/Great Millet)	RF	576	4	1130.88				
105	YADGIRI	Yadgir	KAKALWAR	GP	Sorghum (Jowar/Great Millet)	RF	304	4	1102.27				
106	YADGIRI	Yadgir	KALEBELGUNDI	GP	Sorghum (Jowar/Great Millet)	RF	299	4	1219.76				
107	YADGIRI	Yadgir	KANDKUR	GP	Sorghum (Jowar/Great Millet)	RF	213	4	998.87				
108	YADGIRI	Yadgir	KAULUR	GP	Sorghum (Jowar/Great Millet)	RF	314	4	1141.88				
109	YADGIRI	Yadgir	KILLANKERA	GP	Sorghum (Jowar/Great Millet)	RF	277	4	1105.80				
110	YADGIRI	Yadgir	KONKAL	GP	Sorghum (Jowar/Great Millet)	RF	652	4	2670.99				
111	YADGIRI	Yadgir	MADVAR	GP	Sorghum (Jowar/Great Millet)	RF	277	4	1223.28				
112	YADGIRI	Yadgir	MALHAR	GP	Sorghum (Jowar/Great Millet)	RF	288	4	1011.63				


Government of Karnataka
Directorate of Economics and Statistics

GP Level Average Yield data for Rabi season 2018-19

S.N	District	Taluk	Insurance Unit (Hobli/ GP)	GP / HOBLI	Crop	IRR RF	Area Sown Ha	No_CCE_Co nducted	Average Yield(Kg/Ha)	Name_Of_Higher_Level	No_cce Conducted_Higher	Higher average Yield(Kg/Ha)	Neighbouring Yield
113	YADGIRI	Yadgir	MINASPUR	GP	Sorghum (Jowar/Great Millet)	RF	138	4	954.87				
114	YADGIRI	Yadgir	MOTNALLI	GP	Sorghum (Jowar/Great Millet)	RF	135	4	1047.27				
115	YADGIRI	Yadgir	MUDNAL	GP	Sorghum (Jowar/Great Millet)	RF	325	4	1174.88				
116	YADGIRI	Yadgir	MUNDARGI	GP	Sorghum (Jowar/Great Millet)	RF	354	4	1104.48				
117	YADGIRI	Yadgir	PASPUL	GP	Sorghum (Jowar/Great Millet)	RF	205	4	1064.87				
118	YADGIRI	Yadgir	PUTPAK	GP	Sorghum (Jowar/Great Millet)	RF	108	4	1029.67				
119	YADGIRI	Yadgir	RAMASAMUDRA	GP	Sorghum (Jowar/Great Millet)	RF	232	4	1100.96				
120	YADGIRI	Yadgir	SAIDAPUR	GP	Sorghum (Jowar/Great Millet)	RF	475	4	1150.68				
121	YADGIRI	Yadgir	THANGUNDA	GP	Sorghum (Jowar/Great Millet)	RF	387	4	1259.37				
122	YADGIRI	Yadgir	WARKANALLI	GP	Sorghum (Jowar/Great Millet)	RF	314	4	922.30				
123	YADGIRI	Yadgir	Yadgir (ULB)	GP	Sorghum (Jowar/Great Millet)	RF	6	4	983.91				
124	YADGIRI	Yadgir	YALHERI	GP	Sorghum (Jowar/Great Millet)	RF	287	4	1109.32				

Government of Karnataka
Directorate of Economics and Statistics
GP Level Average Yield data for Rabi season 2018-19

S.N	District	Taluk	Insurance Unit (Hobli/ GP)	GP / HOBLI	Crop	IRR_Rf	Area_Sown_Ha	No_CCE_Co nducted	Average Yield(Kg/Ha)	Name_Of_Higher_Level	No_cce Conducted_Higher	Higher average Yield(Kg/Ha)	Neighbouring Yield
125	YADGIRI	Yadgir	YALSATTI	GP	Sorghum (Jowar/Great Millet)	RF	315	4	1048.81				
126	YADGIRI	Yadgir	Yampada	GP	Sorghum (Jowar/Great Millet)	RF	82	4	1039.57				
127	YADGIRI	Yadgir	YARAGOL	GP	Sorghum (Jowar/Great Millet)	RF	15	4	925.82				


 Joint Director
 Crop insurance scheme Division
Directorate of Economics and Statistics