

Government of Karnataka
Directorate of Economics and Statistics
Hobli Level Average Yield data for Rabi season 2017-18

S.N	District	Taluk	Insurance Unit (hobli/ GP)	GP/ HOBLI	Crop	IRR_RF	Area_Sown_Ha	No_CCEs_Conducted	Average Yield(Kg/Ha)	Name_Of_Higher_Level	No_cce_Conducted_Higher	Higher Average Yield(Kg/Ha)
1	Bagalkot	Badami	BADAMI	Hobli	Bengal Gram	IRR	120	10	648.23			
2	Bagalkot	Badami	KERURA	Hobli	Bengal Gram	IRR	115	10	754.35			
3	Bagalkot	Badami	KULAGERI	Hobli	Bengal Gram	IRR	125	10	1191.83			
4	Bagalkot	Badami	BADAMI	Hobli	Bengal Gram	RF	2100	10	655.87			
5	Bagalkot	Badami	KERURA	Hobli	Bengal Gram	RF	3155	10	522.64			
6	Bagalkot	Badami	KULAGERI	Hobli	Bengal Gram	RF	1250	10	1036.81			
7	Bagalkot	Badami	BADAMI	Hobli	Horse Gram (kulthi/kultha)	RF	50			Taluk Level	21	407.33
8	Bagalkot	Badami	KERURA	Hobli	Horse Gram (kulthi/kultha)	RF	90			Taluk Level	21	407.33
9	Bagalkot	Badami	KULAGERI	Hobli	Horse Gram (kulthi/kultha)	RF	50			Taluk Level	21	407.33
10	Bagalkot	Badami	BADAMI	Hobli	Linseed	RF	125			Taluk Level	17	347.16
11	Bagalkot	Badami	KERURA	Hobli	Linseed	RF	125	10	355.53			
12	Bagalkot	Badami	KULAGERI	Hobli	Linseed	RF	100			Taluk Level	17	347.16
13	Bagalkot	Badami	BADAMI	Hobli	Maize (Makka)	IRR	446	10	3891.10			
14	Bagalkot	Badami	KERURA	Hobli	Maize (Makka)	IRR	196			Taluk Level	25	5307.72
15	Bagalkot	Badami	KULAGERI	Hobli	Maize (Makka)	IRR	358	10	6528.91			
16	Bagalkot	Badami	KERURA	Hobli	Safflower	RF	28	10	635.64			

Government of Karnataka
Directorate of Economics and Statistics
Hobli Level Average Yield data for Rabi season 2017-18

S.N	District	Taluk	Insurance Unit (hobli/ GP)	GP/ HOBLI	Crop	IRR_ RF	Area_ Sown_ Ha	No_ CCEs_ Conducted	Average Yield(Kg/Ha)	Name_Of_ Higher_ Level	No_ cce Conducted_ Higher	Higher Average Yield(Kg/Ha)
17	Bagalkot	Badami	KULAGERI	Hobli	Safflower	RF	0			Taluk Level	10	635.64
18	Bagalkot	Badami	BADAMI	Hobli	Sorghum (Jowar/Great Millet)	IRR	25	10	1986.30			
19	Bagalkot	Badami	KERURA	Hobli	Sorghum (Jowar/Great Millet)	IRR	25	10	622.24			
20	Bagalkot	Badami	KULAGERI	Hobli	Sorghum (Jowar/Great Millet)	IRR	30	10	2039.68			
21	Bagalkot	Badami	BADAMI	Hobli	SUNFLOWER	IRR	483	10	588.73			
22	Bagalkot	Badami	KERURA	Hobli	SUNFLOWER	IRR	3			Taluk Level	22	1124.93
23	Bagalkot	Badami	KULAGERI	Hobli	SUNFLOWER	IRR	462	10	1791.45			
24	Bagalkot	Badami	BADAMI	Hobli	Wheat	IRR	810	10	578.42			
25	Bagalkot	Badami	KERURA	Hobli	Wheat	IRR	840	10	1639.65			
26	Bagalkot	Badami	KULAGERI	Hobli	Wheat	IRR	1200	10	1368.46			
27	Bagalkot	Badami	BADAMI	Hobli	Wheat	RF	5	10	389.04			
28	Bagalkot	Badami	KERURA	Hobli	Wheat	RF	5	10	307.44			
29	Bagalkot	Badami	KULAGERI	Hobli	Wheat	RF	5	10	647.87			
30	Bagalkot	Bagalkot	BAGALAKOTA	Hobli	Bengal Gram	IRR	280	10	996.90			

Government of Karnataka
Directorate of Economics and Statistics
Hobli Level Average Yield data for Rabi season 2017-18

S.N	District	Taluk	Insurance Unit (hobli/ GP)	GP/ HOBLI	Crop	IRR_Rf	Area_Sown_Ha	No_CCEs_Conducted	Average Yield(Kg/Ha)	Name_Of_Higher_Level	No_cce_Conducted_Higher	Higher Average Yield(Kg/Ha)
31	Bagalkot	Bagalkot	KALADAGI	Hobli	Bengal Gram	IRR	540			Taluk Level	29	1034.51
32	Bagalkot	Bagalkot	SEETIMANI	Hobli	Bengal Gram	IRR	2551	10	893.84			
33	Bagalkot	Bagalkot	BAGALAKOTA	Hobli	Horse Gram (kulthi/kultha)	RF	8	10	242.58			
34	Bagalkot	Bagalkot	KALADAGI	Hobli	Horse Gram (kulthi/kultha)	RF	2			Taluk Level	18	280.64
35	Bagalkot	Bagalkot	SEETIMANI	Hobli	Horse Gram (kulthi/kultha)	RF	10			Taluk Level	18	280.64
36	Bagalkot	Bagalkot	BAGALAKOTA	Hobli	Linseed	RF	50			Taluk Level	24	404.27
37	Bagalkot	Bagalkot	KALADAGI	Hobli	Linseed	RF	35			Taluk Level	24	404.27
38	Bagalkot	Bagalkot	SEETIMANI	Hobli	Linseed	RF	125			Taluk Level	24	404.27
39	Bagalkot	Bagalkot	BAGALAKOTA	Hobli	Maize (Makka)	IRR	130	10	6725.71			
40	Bagalkot	Bagalkot	KALADAGI	Hobli	Maize (Makka)	IRR	918	10	4517.75			
41	Bagalkot	Bagalkot	SEETIMANI	Hobli	Maize (Makka)	IRR	2			Taluk Level	22	5687.74
42	Bagalkot	Bagalkot	BAGALAKOTA	Hobli	Safflower	RF	20	10	464.31			
43	Bagalkot	Bagalkot	KALADAGI	Hobli	Safflower	RF	30			Taluk Level	22	405.74
44	Bagalkot	Bagalkot	SEETIMANI	Hobli	Safflower	RF	150			Taluk Level	22	405.74

Government of Karnataka
Directorate of Economics and Statistics
Hobli Level Average Yield data for Rabi season 2017-18

S.N	District	Taluk	Insurance Unit (hobli/ GP)	GP/ HOBLI	Crop	IRR_Rf	Area_Sown_Ha	No_CCEs_Conducted	Average Yield(Kg/Ha)	Name_Of_Higher_Level	No_cce_Conducted_Higher	Higher Average Yield(Kg/Ha)
45	Bagalkot	Bagalkot	BAGALAKOTA	Hobli	Sorghum (Jowar/Great Millet)	IRR	170	10	2566.30			
46	Bagalkot	Bagalkot	KALADAGI	Hobli	Sorghum (Jowar/Great Millet)	IRR	610	10	1384.05			
47	Bagalkot	Bagalkot	SEETIMANI	Hobli	Sorghum (Jowar/Great Millet)	IRR	1660	10	1980.41			
48	Bagalkot	Bagalkot	BAGALAKOTA	Hobli	SUNFLOWER	IRR	6			Taluk Level	10	724.63
49	Bagalkot	Bagalkot	KALADAGI	Hobli	SUNFLOWER	IRR	4			Taluk Level	10	724.63
50	Bagalkot	Bagalkot	SEETIMANI	Hobli	SUNFLOWER	IRR	0			Taluk Level	10	724.63
51	Bagalkot	Bagalkot	BAGALAKOTA	Hobli	SUNFLOWER	RF	8			Taluk Level	10	397.15
52	Bagalkot	Bagalkot	KALADAGI	Hobli	SUNFLOWER	RF	2			Taluk Level	10	397.15
53	Bagalkot	Bagalkot	SEETIMANI	Hobli	SUNFLOWER	RF	0			Taluk Level	10	397.15
54	Bagalkot	Bagalkot	BAGALAKOTA	Hobli	Wheat	IRR	120	10	1356.86			
55	Bagalkot	Bagalkot	KALADAGI	Hobli	Wheat	IRR	1360	10	1851.27			
56	Bagalkot	Bagalkot	SEETIMANI	Hobli	Wheat	IRR	160	10	1117.66			
57	Bagalkot	Bagalkot	BAGALAKOTA	Hobli	Wheat	RF	181	10	529.43			
58	Bagalkot	Bagalkot	KALADAGI	Hobli	Wheat	RF	0			Taluk Level	20	503.43
59	Bagalkot	Bagalkot	SEETIMANI	Hobli	Wheat	RF	90	10	477.43			
60	Bagalkot	Bilagi	BEELAGI	Hobli	Bengal Gram	IRR	1264	10	427.66			

81

Government of Karnataka
Directorate of Economics and Statistics
Hobli Level Average Yield data for Rabi season 2017-18

S.N	District	Taluk	Insurance Unit (hobli/ GP)	GP/ HOBLI	Crop	IRR_RF	Area_Sown_Ha	No_CCEs_Conducted	Average Yield(Kg/Ha)	Name_Of_Higher_Level	No_cce_Conducted_Higher	Higher Average Yield(Kg/Ha)
61	Bagalkot	Bilagi	ANAGAVADI	Hobli	Bengal Gram	IRR	1336	10	888.75			
62	Bagalkot	Bilagi	BEELAGI	Hobli	Maize (Makka)	IRR	1003	10	5432.27			
63	Bagalkot	Bilagi	ANAGAVADI	Hobli	Maize (Makka)	IRR	997			Taluk Level	19	4342.74
64	Bagalkot	Bilagi	BEELAGI	Hobli	Onion	IRR	21	10	19480.00			
65	Bagalkot	Bilagi	ANAGAVADI	Hobli	Onion	IRR	41	10	19340.00			
66	Bagalkot	Bilagi	BEELAGI	Hobli	Sorghum (Jowar/Great Millet)	IRR	1995	10	2127.90			
67	Bagalkot	Bilagi	ANAGAVADI	Hobli	Sorghum (Jowar/Great Millet)	IRR	1005	10	2020.31			
68	Bagalkot	Bilagi	BEELAGI	Hobli	SUNFLOWER	IRR	4			Taluk Level	10	1095.61
69	Bagalkot	Bilagi	ANAGAVADI	Hobli	SUNFLOWER	IRR	1			Taluk Level	10	1095.61
70	Bagalkot	Bilagi	BEELAGI	Hobli	SUNFLOWER	RF	0			Taluk Level	2	1360.62
71	Bagalkot	Bilagi	ANAGAVADI	Hobli	SUNFLOWER	RF	1			Taluk Level	2	1360.62
72	Bagalkot	Bilagi	BEELAGI	Hobli	Wheat	IRR	1679	10	663.07			
73	Bagalkot	Bilagi	ANAGAVADI	Hobli	Wheat	IRR	1521	10	909.80			
74	Bagalkot	Bilagi	BEELAGI	Hobli	Wheat	RF	1			Taluk Level	2	746.32
75	Bagalkot	Guledagudda	GULEDAGUDDA	Hobli	Bengal Gram	IRR	90	10	552.23			

Government of Karnataka
Directorate of Economics and Statistics
Hobli Level Average Yield data for Rabi season 2017-18

S.N	District	Taluk	Insurance Unit (hobli/ GP)	GP/HOBLI	Crop	IRR_RF	Area Sown_Ha	No_CCEs Conducted	Average Yield(Kg/Ha)	Name_Of_Higher_Level	No_cce Conducted_Higher	Higher Average Yield(Kg/Ha)
76	Bagalkot	Guledagudda	GULEDAGUDDA	Hobli	Bengal Gram	RF	3550	10	396.61			
77	Bagalkot	Guledagudda	GULEDAGUDDA	Hobli	Horse Gram (kulthi/kultha)	RF	110			Taluk Level	7	353.82
78	Bagalkot	Guledagudda	GULEDAGUDDA	Hobli	Linseed	RF	150	10	186.37			
79	Bagalkot	Guledagudda	GULEDAGUDDA	Hobli	Maize (Makka)	IRR	200	10	3988.04			
80	Bagalkot	Guledagudda	GULEDAGUDDA	Hobli	Safflower	RF	27			Taluk Level	5	1087.54
81	Bagalkot	Guledagudda	GULEDAGUDDA	Hobli	Sorghum (Jowar/Great Millet)	IRR	20	10	730.96			
82	Bagalkot	Guledagudda	GULEDAGUDDA	Hobli	SUNFLOWER	IRR	7			Taluk Level	3	1401.56
83	Bagalkot	Guledagudda	GULEDAGUDDA	Hobli	Wheat	IRR	350	10	984.41			
84	Bagalkot	Guledagudda	GULEDAGUDDA	Hobli	Wheat	RF	5	10	519.25			
85	Bagalkot	Hungund	AMEENAGADA	Hobli	Bengal Gram	IRR	140			Taluk Level	26	1411.06
86	Bagalkot	Hungund	HUNAGUNDA	Hobli	Bengal Gram	IRR	613			Taluk Level	26	1411.06
87	Bagalkot	Hungund	KARADI	Hobli	Bengal Gram	IRR	2424	10	1209.59			
88	Bagalkot	Hungund	AMEENAGADA	Hobli	Horse Gram (kulthi/kultha)	RF	50			Taluk Level	13	437.36
89	Bagalkot	Hungund	HUNAGUNDA	Hobli	Horse Gram (kulthi/kultha)	RF	30			Taluk Level	13	437.36
90	Bagalkot	Hungund	AMEENAGADA	Hobli	Linseed	RF	20			District Level	53	332.00

Government of Karnataka
Directorate of Economics and Statistics
Hobli Level Average Yield data for Rabi season 2017-18

S.N	District	Taluk	Insurance Unit (hobli/ GP)	GP/ HOBLI	Crop	IRR_Rf	Area_Sown_Ha	No_CCEs_Conducted	Average Yield(Kg/Ha)	Name_Of_Higher_Level	No_cce_Conducted_Higher	Higher Average Yield(Kg/Ha)
91	Bagalkot	Hungund	HUNAGUNDA	Hobli	Linseed	RF	20			District Level	53	332.00
92	Bagalkot	Hungund	KARADI	Hobli	Linseed	RF	20			District Level	53	332.00
93	Bagalkot	Hungund	AMEENAGADA	Hobli	Maize (Makka)	IRR	93	10	5521.37			
94	Bagalkot	Hungund	HUNAGUNDA	Hobli	Maize (Makka)	IRR	55	10	6056.96			
95	Bagalkot	Hungund	AMEENAGADA	Hobli	Onion	IRR	25	10	10446.00			
96	Bagalkot	Hungund	HUNAGUNDA	Hobli	Onion	IRR	18	10	18865.00			
97	Bagalkot	Hungund	AMEENAGADA	Hobli	Safflower	RF	130			Taluk Level	18	513.15
98	Bagalkot	Hungund	HUNAGUNDA	Hobli	Safflower	RF	150			Taluk Level	18	513.15
99	Bagalkot	Hungund	KARADI	Hobli	Safflower	RF	230	10	522.67			
100	Bagalkot	Hungund	AMEENAGADA	Hobli	Sorghum (Jowar/Great Millet)	IRR	10			Taluk Level	17	1439.86
101	Bagalkot	Hungund	HUNAGUNDA	Hobli	Sorghum (Jowar/Great Millet)	IRR	9	10	1296.76			
102	Bagalkot	Hungund	AMEENAGADA	Hobli	SUNFLOWER	IRR	13			Taluk Level	4	390.84
103	Bagalkot	Hungund	HUNAGUNDA	Hobli	SUNFLOWER	IRR	0			Taluk Level	4	390.84
104	Bagalkot	Hungund	KARADI	Hobli	SUNFLOWER	IRR	0			Taluk Level	4	390.84
105	Bagalkot	Hungund	AMEENAGADA	Hobli	SUNFLOWER	RF	5			Taluk Level	12	664.78

Government of Karnataka
Directorate of Economics and Statistics
Hobli Level Average Yield data for Rabi season 2017-18

S.N	District	Taluk	Insurance Unit (hobli/ GP)	GP/ HOBLI	Crop	IRR_ RF	Area_ Sown_ Ha	No_ CCEs_ Conducted	Average Yield(Kg/Ha)	Name_Of_ Higher_ Level	No_ cce_ Conducted_ Higher	Higher Average Yield(Kg/Ha)
106	Bagalkot	Hungund	HUNAGUNDA	Hobli	SUNFLOWER	RF	5			Taluk Level	12	664.78
107	Bagalkot	Hungund	KARADI	Hobli	SUNFLOWER	RF	10			Taluk Level	12	664.78
108	Bagalkot	Hungund	AMEENAGADA	Hobli	Wheat	IRR	447	10	1194.47			
109	Bagalkot	Hungund	HUNAGUNDA	Hobli	Wheat	IRR	385	10	1860.67			
110	Bagalkot	Hungund	KARADI	Hobli	Wheat	IRR	599	10	1598.89			
111	Bagalkot	Hungund	AMEENAGADA	Hobli	Wheat	RF	15			Taluk Level	26	603.41
112	Bagalkot	Hungund	HUNAGUNDA	Hobli	Wheat	RF	294	10	444.62			
113	Bagalkot	Hungund	KARADI	Hobli	Wheat	RF	203	10	917.82			
114	Bagalkot	Illkal	ILAKALLA	Hobli	Bengal Gram	IRR	130			Taluk Level	8	1156.91
115	Bagalkot	Illkal	ILAKALLA	Hobli	Horse Gram (kulthi/kultha)	RF	15			District Level	59	368.95
116	Bagalkot	Illkal	ILAKALLA	Hobli	Linseed	RF	25			Taluk Level	2	63.94
117	Bagalkot	Illkal	ILAKALLA	Hobli	Maize (Makka)	IRR	20			Taluk Level	6	4073.22
118	Bagalkot	Illkal	ILAKALLA	Hobli	Safflower	RF	220	10	690.88			
119	Bagalkot	Illkal	ILAKALLA	Hobli	Sorghum (Jowar/Great Millet)	IRR	10			Taluk Level	6	1253.09
120	Bagalkot	Illkal	ILAKALLA	Hobli	SUNFLOWER	IRR	4			Taluk Level	2	421.94
121	Bagalkot	Illkal	ILAKALLA	Hobli	SUNFLOWER	RF	9			Taluk Level	2	422.15

Government of Karnataka
Directorate of Economics and Statistics
Hobli Level Average Yield data for Rabi season 2017-18

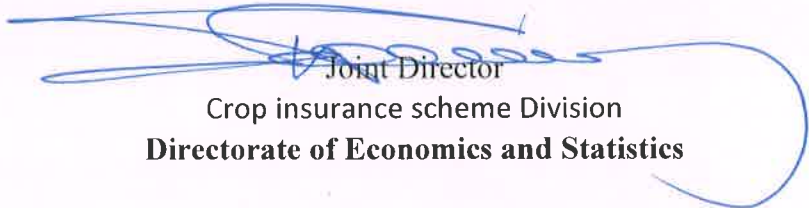
S.N	District	Taluk	Insurance Unit (hobli/ GP)	GP/ HOBLI	Crop	IRR_Rf	Area_Sown_Ha	No_CCEs_Conducted	Average Yield(Kg/Ha)	Name_Of_Higher_Level	No_cce_Conducted_Higher	Higher Average Yield(Kg/Ha)
122	Bagalkot	Illkal	ILAKALLA	Hobli	Wheat	IRR	195			Taluk Level	9	2323.44
123	Bagalkot	Illkal	ILAKALLA	Hobli	Wheat	RF	666	10	1259.22			
124	Bagalkot	Jamakhandi	JAMAKHANDI	Hobli	Bengal Gram	IRR	1245	10	776.58			
125	Bagalkot	Jamakhandi	SAVALAGI	Hobli	Bengal Gram	IRR	585			Taluk Level	28	917.95
126	Bagalkot	Jamakhandi	TERADALA	Hobli	Bengal Gram	IRR	775	10	975.04			
127	Bagalkot	Jamakhandi	JAMAKHANDI	Hobli	Bengal Gram	RF	892	10	473.69			
128	Bagalkot	Jamakhandi	SAVALAGI	Hobli	Bengal Gram	RF	2940			Taluk Level	24	590.45
129	Bagalkot	Jamakhandi	TERADALA	Hobli	Bengal Gram	RF	250	10	612.15			
130	Bagalkot	Jamakhandi	JAMAKHANDI	Hobli	Onion	IRR	24	10	12606.00			
131	Bagalkot	Jamakhandi	SAVALAGI	Hobli	Onion	IRR	27	10	29868.00			
132	Bagalkot	Jamakhandi	TERADALA	Hobli	Onion	IRR	23	10	13292.52			
133	Bagalkot	Jamakhandi	JAMAKHANDI	Hobli	Sorghum (Jowar/Great Millet)	IRR	647	10	2484.98			
134	Bagalkot	Jamakhandi	SAVALAGI	Hobli	Sorghum (Jowar/Great Millet)	IRR	2114	10	1830.99			
135	Bagalkot	Jamakhandi	TERADALA	Hobli	Sorghum (Jowar/Great Millet)	IRR	513	10	1067.71			
136	Bagalkot	Jamakhandi	JAMAKHANDI	Hobli	Sorghum (Jowar/Great Millet)	RF	3454	10	1727.13			
137	Bagalkot	Jamakhandi	SAVALAGI	Hobli	Sorghum (Jowar/Great Millet)	RF	8736	10	766.33			

Government of Karnataka
Directorate of Economics and Statistics
Hobli Level Average Yield data for Rabi season 2017-18

S.N	District	Taluk	Insurance Unit (hobli/ GP)	GP/ HOBLI	Crop	IRR_RF	Area_Sown_Ha	No_CCEs_Conducted	Average Yield(Kg/Ha)	Name_Of_Higher_Level	No_cce_Conducted_Higher	Higher Average Yield(Kg/Ha)
138	Bagalkot	Jamakhandi	TERADALA	Hobli	Sorghum (Jowar/Great Millet)	RF	2151	10	943.32			
139	Bagalkot	Jamakhandi	JAMAKHANDI	Hobli	SUNFLOWER	IRR	82			Taluk Level	25	1248.02
140	Bagalkot	Jamakhandi	SAVALAGI	Hobli	SUNFLOWER	IRR	14			Taluk Level	25	1248.02
141	Bagalkot	Jamakhandi	TERADALA	Hobli	SUNFLOWER	IRR	33	10	631.80			
142	Bagalkot	Jamakhandi	JAMAKHANDI	Hobli	SUNFLOWER	RF	9			Taluk Level	3	578.34
143	Bagalkot	Jamakhandi	SAVALAGI	Hobli	SUNFLOWER	RF	2			Taluk Level	3	578.34
144	Bagalkot	Jamakhandi	SAVALAGI	Hobli	Wheat	RF	570			Taluk Level	8	788.01
145	Bagalkot	Mudhol	MUDHOLA	Hobli	Bengal Gram	IRR	1700	10	780.22			
146	Bagalkot	Mudhol	LOKAPURA	Hobli	Bengal Gram	IRR	1271	10	613.92			
147	Bagalkot	Mudhol	MUDHOLA	Hobli	Bengal Gram	RF	8	10	536.82			
148	Bagalkot	Mudhol	LOKAPURA	Hobli	Bengal Gram	RF	1000	10	304.95			
149	Bagalkot	Mudhol	MUDHOLA	Hobli	Linseed	RF	0			District Level	53	332.00
150	Bagalkot	Mudhol	LOKAPURA	Hobli	Linseed	RF	0			District Level	53	332.00
151	Bagalkot	Mudhol	MUDHOLA	Hobli	Onion	IRR	31	10	20332.00			
152	Bagalkot	Mudhol	MUDHOLA	Hobli	Safflower	RF	0			District Level	65	567.17
153	Bagalkot	Mudhol	LOKAPURA	Hobli	Safflower	RF	0			District Level	65	567.17

Government of Karnataka
Directorate of Economics and Statistics
Hobli Level Average Yield data for Rabi season 2017-18

S.N	District	Taluk	Insurance Unit (hobli/ GP)	GP/ HOBLI	Crop	IRR RF	Area Sown Ha	No_CCEs_Conducted	Average Yield(Kg/Ha)	Name_Of_Higher_Level	No_cce_Conducted_Higher	Higher Average Yield(Kg/Ha)
154	Bagalkot	Mudhol	MUDHOLA	Hobli	Sorghum (Jowar/Great Millet)	IRR	104	10	1182.93			
155	Bagalkot	Mudhol	LOKAPURA	Hobli	Sorghum (Jowar/Great Millet)	IRR	954	10	1435.18			
156	Bagalkot	Mudhol	MUDHOLA	Hobli	Sorghum (Jowar/Great Millet)	RF	399	10	799.59			
157	Bagalkot	Mudhol	LOKAPURA	Hobli	Sorghum (Jowar/Great Millet)	RF	8250	10	1080.37			
158	Bagalkot	Mudhol	MUDHOLA	Hobli	SUNFLOWER	IRR	78	10	1310.82			
159	Bagalkot	Mudhol	LOKAPURA	Hobli	SUNFLOWER	IRR	24	10	1199.03			
160	Bagalkot	Mudhol	MUDHOLA	Hobli	SUNFLOWER	RF	0			District Level	76	577.81
161	Bagalkot	Mudhol	LOKAPURA	Hobli	SUNFLOWER	RF	0			District Level	76	577.81


Joint Director
Crop insurance scheme Division
Directorate of Economics and Statistics

01

Government of Karnataka
Directorate of Economics and Statistics
Hobli Level Average Yield data for Rabi season 2017-18

S.N	District	Taluk	Insurance Unit (hobli/ GP)	GP/ HOBLI	Crop	IRR_Rf	Area_Sown_Ha	No_CCEs_Conducted	Average Yield(Kg/Ha)	Name_Of_Higher_Level	No_cce_Conducted_Higher	Higher Average Yield(Kg/Ha)
1	Ballari	Ballari	BALLARI	Hobli	Bengal Gram	RF	21			Taluk Level	30	602.87
2	Ballari	Ballari	KOLURU	Hobli	Bengal Gram	RF	18			Taluk Level	30	602.87
3	Ballari	Ballari	MOKA	Hobli	Bengal Gram	RF	3497	10	697.83			
4	Ballari	Ballari	RUPANAGUDI	Hobli	Bengal Gram	RF	6102			Taluk Level	30	602.87
5	Ballari	Ballari	BALLARI	Hobli	Maize (Makka)	IRR	26			Taluk Level	8	4753.73
6	Ballari	Ballari	KOLURU	Hobli	Maize (Makka)	IRR	0			Taluk Level	8	4753.73
7	Ballari	Ballari	RUPANAGUDI	Hobli	Maize (Makka)	IRR	1			Taluk Level	8	4753.73
8	Ballari	Ballari	BALLARI	Hobli	Safflower	RF	1			State Level	1163	900.23
9	Ballari	Ballari	MOKA	Hobli	Safflower	RF	0			State Level	1163	900.23
10	Ballari	Ballari	BALLARI	Hobli	Sorghum (Jowar/Great Millet)	RF	1641	10	1048.98			
11	Ballari	Ballari	KOLURU	Hobli	Sorghum (Jowar/Great Millet)	RF	8			Taluk Level	31	861.65
12	Ballari	Ballari	MOKA	Hobli	Sorghum (Jowar/Great Millet)	RF	703	10	782.88			
13	Ballari	Ballari	RUPANAGUDI	Hobli	Sorghum (Jowar/Great Millet)	RF	1697			Taluk Level	31	861.65
14	Ballari	Ballari	BALLARI	Hobli	SUNFLOWER	IRR	0			Taluk Level	6	1177.14

Government of Karnataka
Directorate of Economics and Statistics
Hobli Level Average Yield data for Rabi season 2017-18

S.N	District	Taluk	Insurance Unit (hobli/ GP)	GP/ HOBLI	Crop	IRR_Rf	Area Sown Ha	No_CCEs Conducted	Average Yield(Kg/Ha)	Name_Of_Higher_Level	No_cce Conducted_Higher	Higher Average Yield(Kg/Ha)
15	Ballari	Ballari	KOLURU	Hobli	SUNFLOWER	IRR	6			Taluk Level	6	1177.14
16	Ballari	Ballari	MOKA	Hobli	SUNFLOWER	IRR	0			Taluk Level	6	1177.14
17	Ballari	Ballari	RUPANAGUDI	Hobli	SUNFLOWER	IRR	4			Taluk Level	6	1177.14
18	Ballari	Ballari	BALLARI	Hobli	SUNFLOWER	RF	0			Taluk Level	4	556.91
19	Ballari	Ballari	KOLURU	Hobli	SUNFLOWER	RF	0			Taluk Level	4	556.91
20	Ballari	Ballari	MOKA	Hobli	SUNFLOWER	RF	16			Taluk Level	4	556.91
21	Ballari	Ballari	RUPANAGUDI	Hobli	SUNFLOWER	RF	1			Taluk Level	4	556.91
22	Ballari	hadagli	HADAGALI	Hobli	Bengal Gram	IRR	112			Taluk Level	9	777.18
23	Ballari	hadagli	HADAGALI	Hobli	Horse Gram (kulthi/kultha)	RF	111			Taluk Level	28	529.80
24	Ballari	hadagli	ITTIGI	Hobli	Horse Gram (kulthi/kultha)	RF	207	10	551.64			
25	Ballari	hadagli	HIREHADAGALI	Hobli	Horse Gram (kulthi/kultha)	RF	225	10	527.19			
26	Ballari	hadagli	HADAGALI	Hobli	Maize (Makka)	IRR	40	10	3192.00			
27	Ballari	hadagli	ITTIGI	Hobli	Maize (Makka)	IRR	295			Taluk Level	28	3057.01
28	Ballari	hadagli	HIREHADAGALI	Hobli	Maize (Makka)	IRR	52	10	2645.64			
29	Ballari	hadagli	HADAGALI	Hobli	Maize (Makka)	RF	0			State Level	180	2153.43
30	Ballari	hadagli	ITTIGI	Hobli	Maize (Makka)	RF	0			State Level	180	2153.43

(2)

Government of Karnataka
Directorate of Economics and Statistics
Hobli Level Average Yield data for Rabi season 2017-18

S.N	District	Taluk	Insurance Unit (hobli/ GP)	GP/ HOBLI	Crop	IRR_RF	Area_Sown_Ha	No_CCEs_Conducted	Average Yield(Kg/Ha)	Name_Of_Higher_Level	No_cce_Conducted_Higher	Higher Average Yield(Kg/Ha)
31	Ballari	hadagli	HIREHADAGALI	Hobli	Maize (Makka)	RF	0			State Level	180	2153.43
32	Ballari	hadagli	HADAGALI	Hobli	Onion	IRR	31	10	16712.00			
33	Ballari	hadagli	ITTIGI	Hobli	Onion	IRR	52	10	22800.00			
34	Ballari	hadagli	HADAGALI	Hobli	Sorghum (Jowar/Great Millet)	IRR	2			Taluk Level	10	2177.22
35	Ballari	hadagli	HIREHADAGALI	Hobli	Sorghum (Jowar/Great Millet)	IRR	572			Taluk Level	10	2177.22
36	Ballari	hadagli	HADAGALI	Hobli	Sorghum (Jowar/Great Millet)	RF	262			Taluk Level	28	1407.55
37	Ballari	hadagli	ITTIGI	Hobli	Sorghum (Jowar/Great Millet)	RF	365	10	1221.89			
38	Ballari	hadagli	HIREHADAGALI	Hobli	Sorghum (Jowar/Great Millet)	RF	2200	10	1712.13			
39	Ballari	hadagli	HADAGALI	Hobli	SUNFLOWER	IRR	155	10	926.64			
40	Ballari	hadagli	ITTIGI	Hobli	SUNFLOWER	IRR	0			Taluk Level	20	955.52
41	Ballari	hadagli	HIREHADAGALI	Hobli	SUNFLOWER	IRR	99	10	984.39			
42	Ballari	hadagli	HADAGALI	Hobli	SUNFLOWER	RF	232			Taluk Level	29	484.43
43	Ballari	hadagli	ITTIGI	Hobli	SUNFLOWER	RF	394	10	580.62			
44	Ballari	hadagli	HIREHADAGALI	Hobli	SUNFLOWER	RF	1236	10	345.51			
45	Ballari	hadagli	ITTIGI	Hobli	Wheat	RF	0			State Level	934	740.94
46	Ballari	hadagli	HIREHADAGALI	Hobli	Wheat	RF	0			State Level	934	740.94

2

Government of Karnataka
Directorate of Economics and Statistics
Hobli Level Average Yield data for Rabi season 2017-18

S.N	District	Taluk	Insurance Unit (hobli/ GP)	GP/ HOBLI	Crop	IRR_Rf	Area_Sown_Ha	No_CCEs_Conducted	Average Yield(Kg/Ha)	Name_Of_Higher_Level	No_cce_Conducted_Higher	Higher Average Yield(Kg/Ha)
47	Ballari	HagariBommannaH alli	KOGALI	Hobli	Bengal Gram	RF	230	10	682.59			
48	Ballari	HagariBommannaH alli	HAMPASAGARA	Hobli	Bengal Gram	RF	88	10	874.72			
49	Ballari	HagariBommannaH alli	HAMPASAGARA	Hobli	Horse Gram (kulthi/kultha)	RF	419	10	1476.51			
50	Ballari	HagariBommannaH alli	KOGALI	Hobli	Maize (Makka)	RF	0			State Level	180	2153.43
51	Ballari	HagariBommannaH alli	KOGALI	Hobli	Sorghum (Jowar/Great Millet)	RF	144	10	814.22			
52	Ballari	HagariBommannaH alli	HAMPASAGARA	Hobli	Sorghum (Jowar/Great Millet)	RF	5			Taluk Level	12	786.55
53	Ballari	HagariBommannaH alli	KOGALI	Hobli	SUNFLOWER	IRR	0			Taluk Level	10	1815.06
54	Ballari	HagariBommannaH alli	HAMPASAGARA	Hobli	SUNFLOWER	IRR	17	10	1815.06			
55	Ballari	HagariBommannaH alli	KOGALI	Hobli	SUNFLOWER	RF	0			Taluk Level	10	585.16
56	Ballari	HagariBommannaH alli	HAMPASAGARA	Hobli	SUNFLOWER	RF	206	10	585.16			
57	Ballari	HagariBommannaH alli	HAMPASAGARA	Hobli	Wheat	IRR	0			District Level	6	1387.12
58	Ballari	Hosapete	KAMPLI	Hobli	Bengal Gram	IRR	275	10	1374.11			
59	Ballari	Hosapete	KAMPLI	Hobli	Bengal Gram	RF	3			Taluk Level	2	883.44
60	Ballari	Hosapete	KAMPLI	Hobli	Horse Gram (kulthi/kultha)	RF	10			Taluk Level	6	1016.60
61	Ballari	Hosapete	KAMALAPURA	Hobli	Maize (Makka)	IRR	41	10	3951.81			
62	Ballari	Hosapete	KAMPLI	Hobli	Maize (Makka)	IRR	1298	10	5916.94			

Government of Karnataka
Directorate of Economics and Statistics
Hobli Level Average Yield data for Rabi season 2017-18

S.N	District	Taluk	Insurance Unit (hobli/ GP)	GP/ HOBLI	Crop	IRR_Rf	Area_Sown_Ha	No_CCEs_Conducted	Average Yield(Kg/Ha)	Name_Of_Higher_Level	No_cce_Conducted_Higher	Higher Average Yield(Kg/Ha)
63	Ballari	Hosapete	MARIYAMMANAH ALLI	Hobli	Maize (Makka)	IRR	6			Taluk Level	22	4880.12
64	Ballari	Hosapete	KAMALAPURA	Hobli	Sorghum (Jowar/Great Millet)	IRR	0			Taluk Level	9	3656.99
65	Ballari	Hosapete	KAMPLI	Hobli	Sorghum (Jowar/Great Millet)	IRR	724			Taluk Level	9	3656.99
66	Ballari	Hosapete	KAMPLI	Hobli	SUNFLOWER	IRR	7			Taluk Level	8	2181.22
67	Ballari	Hosapete	KAMPLI	Hobli	SUNFLOWER	RF	0			District Level	43	514.60
68	Ballari	Kudligi	GUDEKOTE	Hobli	Bengal Gram	IRR	0			Taluk Level	4	1105.55
69	Ballari	Kudligi	HOSAHALLI	Hobli	Bengal Gram	IRR	1			Taluk Level	4	1105.55
70	Ballari	Kudligi	KOTTURU	Hobli	Bengal Gram	IRR	6			Taluk Level	4	1105.55
71	Ballari	Kudligi	KUDLIGI	Hobli	Bengal Gram	RF	0			Taluk Level	19	681.09
72	Ballari	Kudligi	GUDEKOTE	Hobli	Bengal Gram	RF	0			Taluk Level	19	681.09
73	Ballari	Kudligi	HOSAHALLI	Hobli	Bengal Gram	RF	998			Taluk Level	19	681.09
74	Ballari	Kudligi	KOTTURU	Hobli	Bengal Gram	RF	3218	10	1007.00			
75	Ballari	Kudligi	KOTTURU	Hobli	Maize (Makka)	IRR	372			Taluk Level	5	4848.70
76	Ballari	Kudligi	KOTTURU	Hobli	Maize (Makka)	RF	0			State Level	180	2153.43
77	Ballari	Kudligi	KOTTURU	Hobli	Onion	IRR	439	10	12428.00			
78	Ballari	Kudligi	KOTTURU	Hobli	Sorghum (Jowar/Great Millet)	RF	1272			Taluk Level	7	673.70

Government of Karnataka
Directorate of Economics and Statistics
Hobli Level Average Yield data for Rabi season 2017-18

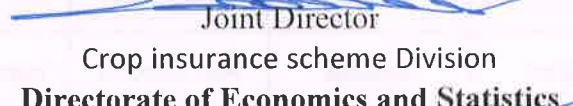
S.N	District	Taluk	Insurance Unit (hobli/ GP)	GP/ HOBLI	Crop	IRR_ RF	Area_ Sown_ Ha	No_ CCEs_ Conducted	Average Yield(Kg/Ha)	Name_Of Higher_Le vel	No_ cce Conducted_ Higher	Higher Average Yield(Kg/Ha)
79	Ballari	Kudligi	KUDLIGI	Hobli	SUNFLOWER	IRR	0			District Level	44	1403.94
80	Ballari	Kudligi	GUDEKOTE	Hobli	SUNFLOWER	IRR	0			District Level	44	1403.94
81	Ballari	Kudligi	HOSAHALLI	Hobli	SUNFLOWER	IRR	1			District Level	44	1403.94
82	Ballari	Kudligi	KOTTURU	Hobli	SUNFLOWER	IRR	0			District Level	44	1403.94
83	Ballari	Kudligi	KUDLIGI	Hobli	SUNFLOWER	RF	0			District Level	43	514.60
84	Ballari	Kudligi	GUDEKOTE	Hobli	SUNFLOWER	RF	0			District Level	43	514.60
85	Ballari	Kudligi	HOSAHALLI	Hobli	SUNFLOWER	RF	0			District Level	43	514.60
86	Ballari	Kudligi	KOTTURU	Hobli	SUNFLOWER	RF	0			District Level	43	514.60
87	Ballari	Kudligi	KOTTURU	Hobli	Wheat	IRR	533			Taluk Level	6	1387.12
88	Ballari	Kurugodu	KURUGODU	Hobli	Bengal Gram	RF	1			Taluk Level	4	1497.79
89	Ballari	Kurugodu	KURUGODU	Hobli	Maize (Makka)	IRR	4			Taluk Level	4	2298.53
90	Ballari	Kurugodu	KURUGODU	Hobli	Maize (Makka)	RF	0			State Level	180	2153.43
91	Ballari	Kurugodu	KURUGODU	Hobli	Sorghum (Jowar/Great Millet)	RF	765			Taluk Level	6	2226.66
92	Ballari	Kurugodu	KURUGODU	Hobli	SUNFLOWER	IRR	0			District Level	44	1403.94
93	Ballari	Kurugodu	KURUGODU	Hobli	SUNFLOWER	RF	0			District Level	43	514.60
94	Ballari	Sandur	TORANAGALLU	Hobli	Bengal Gram	IRR	453			Taluk Level	4	717.26

Government of Karnataka
Directorate of Economics and Statistics
Hobli Level Average Yield data for Rabi season 2017-18

S.N	District	Taluk	Insurance Unit (hobli/ GP)	GP/ HOBLI	Crop	IRR_ RF	Area Sown_Ha	No_CCEs_Conducted	Average Yield(Kg/Ha)	Name_Of_Higher_Level	No_cce_Conducted_Higher	Higher Average Yield(Kg/Ha)
95	Ballari	Sandur	TORANAGALLU	Hobli	Maize (Makka)	IRR	749	10	4633.29			
96	Ballari	Sandur	SANDURU	Hobli	Onion	IRR	201			Taluk Level	7	10042.86
97	Ballari	Sandur	TORANAGALLU	Hobli	SUNFLOWER	IRR	0			District Level	44	1403.94
98	Ballari	Sirguppa	SIRUGUPPA	Hobli	Bengal Gram	IRR	966	10	1361.17			
99	Ballari	Sirguppa	HACHCHOLLI	Hobli	Bengal Gram	IRR	138	10	1056.58			
100	Ballari	Sirguppa	KARURU	Hobli	Bengal Gram	IRR	146	10	953.90			
101	Ballari	Sirguppa	TEKKALAKOTE	Hobli	Bengal Gram	IRR	80	10	1108.09			
102	Ballari	Sirguppa	TEKKALAKOTE	Hobli	Maize (Makka)	IRR	0			District Level	77	4035.84
103	Ballari	Sirguppa	TEKKALAKOTE	Hobli	Safflower	RF	0			State Level	1163	900.23
104	Ballari	Sirguppa	SIRUGUPPA	Hobli	Sorghum (Jowar/Great Millet)	IRR	726	10	3629.55			
105	Ballari	Sirguppa	HACHCHOLLI	Hobli	Sorghum (Jowar/Great Millet)	IRR	227	10	3248.81			
106	Ballari	Sirguppa	KARURU	Hobli	Sorghum (Jowar/Great Millet)	IRR	2880			Taluk Level	39	3219.24
107	Ballari	Sirguppa	TEKKALAKOTE	Hobli	Sorghum (Jowar/Great Millet)	IRR	436	10	2309.63			
108	Ballari	Sirguppa	SIRUGUPPA	Hobli	Sorghum (Jowar/Great Millet)	RF	409	10	1170.72			
109	Ballari	Sirguppa	HACHCHOLLI	Hobli	Sorghum (Jowar/Great Millet)	RF	300	10	1352.35			

Government of Karnataka
Directorate of Economics and Statistics
Hobli Level Average Yield data for Rabi season 2017-18

S.N	District	Taluk	Insurance Unit (hobli/ GP)	GP/ HOBLI	Crop	IRR_RF	Area_Sown_Ha	No_CCEs_Conducted	Average Yield(Kg/Ha)	Name_Of_Higher_Level	No_cce_Conducted_Higher	Higher Average Yield(Kg/Ha)
110	Ballari	Sirguppa	KARURU	Hobli	Sorghum (Jowar/Great Millet)	RF	642	10	2047.71			
111	Ballari	Sirguppa	TEKKALAKOTE	Hobli	Sorghum (Jowar/Great Millet)	RF	4			Taluk Level	32	1475.92
112	Ballari	Sirguppa	SIRUGUPPA	Hobli	SUNFLOWER	IRR	0			District Level	44	1403.94
113	Ballari	Sirguppa	TEKKALAKOTE	Hobli	SUNFLOWER	IRR	0			District Level	44	1403.94
114	Ballari	Sirguppa	SIRUGUPPA	Hobli	SUNFLOWER	RF	2			District Level	43	514.60
115	Ballari	Sirguppa	HACHCHOLLI	Hobli	SUNFLOWER	RF	0			District Level	43	514.60
116	Ballari	Sirguppa	KARURU	Hobli	SUNFLOWER	RF	0			District Level	43	514.60
117	Ballari	Sirguppa	TEKKALAKOTE	Hobli	SUNFLOWER	RF	0			District Level	43	514.60


Joint Director
Crop insurance scheme Division
Directorate of Economics and Statistics

Government of Karnataka
Directorate of Economics and Statistics
Hobli Level Average Yield data for Rabi season 2017-18

S.N	District	Taluk	Insurance Unit (hobli/ GP)	GP/ HOBLI	Crop	IRR_ RF	Area_ Sown_ Ha	No_ CCEs_ Conducted	Average Yield(Kg/Ha)	Name_Of_ Higher_ Level	No_ cce Conducted_ Higher	Higher Average Yield(Kg/Ha)
1	Belagavi	Athani	KAGAVADA	Hobli	Bengal Gram	IRR	2041	10	1402.15			
2	Belagavi	Athani	ANANTAPURA	Hobli	Bengal Gram	IRR	835	10	975.04			
3	Belagavi	Athani	TELASANGA	Hobli	Bengal Gram	IRR	1590	10	711.00			
4	Belagavi	Athani	ATHANI	Hobli	Bengal Gram	IRR	3550	10	1128.19			
5	Belagavi	Athani	KAGAVADA	Hobli	Bengal Gram	RF	1695	10	917.78			
6	Belagavi	Athani	ANANTAPURA	Hobli	Bengal Gram	RF	9545	10	457.12			
7	Belagavi	Athani	TELASANGA	Hobli	Bengal Gram	RF	15360	10	478.54			
8	Belagavi	Athani	ATHANI	Hobli	Bengal Gram	RF	1750	10	738.68			
9	Belagavi	Athani	ANANTAPURA	Hobli	Maize (Makka)	RF	0			District Level	22	2138.75
10	Belagavi	Athani	KAGAVADA	Hobli	Onion	IRR	86	10	15360.00			
11	Belagavi	Athani	TELASANGA	Hobli	Onion	IRR	122	10	16280.00			
12	Belagavi	Athani	ANANTAPURA	Hobli	Sorghum (Jowar/Great Millet)	IRR	795	10	1264.44			
13	Belagavi	Athani	ATHANI	Hobli	Sorghum (Jowar/Great Millet)	IRR	290	10	1170.48			
14	Belagavi	Athani	KAGAVADA	Hobli	Sorghum (Jowar/Great Millet)	RF	1229	10	1096.91			
15	Belagavi	Athani	ANANTAPURA	Hobli	Sorghum (Jowar/Great Millet)	RF	9610	10	900.75			
16	Belagavi	Athani	TELASANGA	Hobli	Sorghum (Jowar/Great Millet)	RF	12421	10	825.27			

Government of Karnataka
Directorate of Economics and Statistics
Hobli Level Average Yield data for Rabi season 2017-18

S.N	District	Taluk	Insurance Unit (hobli/ GP)	GP/ HOBLI	Crop	IRR_Rf	Area_Sown_Ha	No_CCEs_Conducted	Average Yield(Kg/Ha)	Name_Of_Higher_Level	No_cce_Conducted_Higher	Higher Average Yield(Kg/Ha)
17	Belagavi	Athani	ATHANI	Hobli	Sorghum (Jowar/Great Millet)	RF	3190	10	757.21			
18	Belagavi	Athani	ANANTAPURA	Hobli	Wheat	RF	0			Taluk Level	10	682.81
19	Belagavi	Athani	TELASANGA	Hobli	Wheat	RF	1500	10	682.81			
20	Belagavi	Bailhongal	BAILAHONGALA	Hobli	Bengal Gram	IRR	394	10	822.42			
21	Belagavi	Bailhongal	NESARAGI	Hobli	Bengal Gram	IRR	145	10	938.36			
22	Belagavi	Bailhongal	BAILAHONGALA	Hobli	Horse Gram (kulthi/kultha)	RF	1			Taluk Level	2	426.59
23	Belagavi	Bailhongal	BAILAHONGALA	Hobli	Maize (Makka)	IRR	651	10	4097.70			
24	Belagavi	Bailhongal	NESARAGI	Hobli	Maize (Makka)	IRR	205	10	3636.53			
25	Belagavi	Bailhongal	BAILAHONGALA	Hobli	Maize (Makka)	RF	0			District Level	22	2138.75
26	Belagavi	Bailhongal	NESARAGI	Hobli	Maize (Makka)	RF	0			District Level	22	2138.75
27	Belagavi	Bailhongal	BAILAHONGALA	Hobli	Safflower	RF	127	10	2173.27			
28	Belagavi	Bailhongal	NESARAGI	Hobli	Safflower	RF	212	10	1249.96			
29	Belagavi	Bailhongal	BAILAHONGALA	Hobli	Sorghum (Jowar/Great Millet)	IRR	12	10	1429.59			
30	Belagavi	Bailhongal	BAILAHONGALA	Hobli	Tomato	NS	117	10	13535.66			
31	Belagavi	Bailhongal	NESARAGI	Hobli	Tomato	NS	130	10	5280.00			

Government of Karnataka
Directorate of Economics and Statistics
Hobli Level Average Yield data for Rabi season 2017-18

S.N	District	Taluk	Insurance Unit (hobli/ GP)	GP/ HOBLI	Crop	IRR_RF	Area_Sown_Ha	No_CCEs_Conducted	Average Yield(Kg/Ha)	Name_Of_Higher_Level	No_cce_Conducted_Higher	Higher Average Yield(Kg/Ha)
32	Belagavi	Bailhongal	BAILAHONGALA	Hobli	Wheat	IRR	188	10	1709.72			
33	Belagavi	Bailhongal	NESARAGI	Hobli	Wheat	IRR	153	10	2169.48			
34	Belagavi	Bailhongal	BAILAHONGALA	Hobli	Wheat	RF	1283	10	1247.15			
35	Belagavi	Bailhongal	NESARAGI	Hobli	Wheat	RF	709	10	944.02			
36	Belagavi	Belagavi	BAGEVADI	Hobli	Bengal Gram	RF	802	10	496.74			
37	Belagavi	Belagavi	KAKATI	Hobli	Bengal Gram	RF	32	10	806.26			
38	Belagavi	Belagavi	UCHAGANVA	Hobli	Bengal Gram	RF	72	10	362.16			
39	Belagavi	Belagavi	BELAGAVI	Hobli	Bengal Gram	RF	28	10	367.07			
40	Belagavi	Belagavi	UCHAGANVA	Hobli	Potato	IRR	271	10	11407.60			
41	Belagavi	Belagavi	BAGEVADI	Hobli	Tomato	NS	74	10	6240.00			
42	Belagavi	Belagavi	BELAGAVI	Hobli	Tomato	NS	0			Taluk Level	10	6240.00
43	Belagavi	Belagavi	BAGEVADI	Hobli	Wheat	RF	37	10	597.85			
44	Belagavi	Belagavi	KAKATI	Hobli	Wheat	RF	0			Taluk Level	18	655.90
45	Belagavi	Belagavi	BELAGAVI	Hobli	Wheat	RF	14			Taluk Level	18	655.90
46	Belagavi	Chikkodi	CHIKKODI	Hobli	Bengal Gram	IRR	159	10	1104.47			
47	Belagavi	Chikkodi	SADALAGA	Hobli	Bengal Gram	IRR	125	10	930.06			

Government of Karnataka
Directorate of Economics and Statistics
Hobli Level Average Yield data for Rabi season 2017-18

S.N	District	Taluk	Insurance Unit (hobli/ GP)	GP/ HOBLI	Crop	IRR_ RF	Area_ Sown_ Ha	No_ CCEs_ Conducted	Average Yield(Kg/Ha)	Name_ Of_ Higher_ Level	No_ cce_ Conducted_ Higher	Higher Average Yield(Kg/Ha)
48	Belagavi	Chikkodi	NAGARAMUNNOLI	Hobli	Bengal Gram	IRR	164	10	1204.77			
49	Belagavi	Chikkodi	CHIKKODI	Hobli	Bengal Gram	RF	236	10	750.83			
50	Belagavi	Chikkodi	SADALAGA	Hobli	Bengal Gram	RF	65	10	958.19			
51	Belagavi	Chikkodi	NAGARAMUNNOLI	Hobli	Bengal Gram	RF	474	10	952.89			
52	Belagavi	Chikkodi	CHIKKODI	Hobli	Maize (Makka)	IRR	255	10	5969.42			
53	Belagavi	Chikkodi	SADALAGA	Hobli	Maize (Makka)	IRR	271	10	5267.58			
54	Belagavi	Chikkodi	NAGARAMUNNOLI	Hobli	Maize (Makka)	IRR	539	10	5897.26			
55	Belagavi	Chikkodi	NAGARAMUNNOLI	Hobli	Maize (Makka)	RF	0			District Level	22	2138.75
56	Belagavi	Chikkodi	SADALAGA	Hobli	Sorghum (Jowar/Great Millet)	IRR	566	10	1934.12			
57	Belagavi	Chikkodi	NAGARAMUNNOLI	Hobli	Sorghum (Jowar/Great Millet)	IRR	47	10	1383.63			
58	Belagavi	Chikkodi	CHIKKODI	Hobli	Wheat	RF	0			District Level	148	749.28
59	Belagavi	Chikkodi	SADALAGA	Hobli	Wheat	RF	0			District Level	148	749.28
60	Belagavi	Chikkodi	NAGARAMUNNOLI	Hobli	Wheat	RF	0			District Level	148	749.28
61	Belagavi	Gokak	GOKAKA	Hobli	Bengal Gram	IRR	1726	10	668.72			
62	Belagavi	Gokak	ARABHANVI	Hobli	Bengal Gram	IRR	596	10	1212.32			
63	Belagavi	Gokak	KOWJALAGI	Hobli	Bengal Gram	IRR	1896	10	1085.91			

Government of Karnataka
Directorate of Economics and Statistics
Hobli Level Average Yield data for Rabi season 2017-18

S.N	District	Taluk	Insurance Unit (hobli/ GP)	GP/ HOBLI	Crop	IRR_Rf	Area_Sown_Ha	No_CCEs_Conducted	Average Yield(Kg/Ha)	Name_Of_Higher_Level	No_cce_Conducted_Higher	Higher Average Yield(Kg/Ha)
64	Belagavi	Gokak	GOKAKA	Hobli	Bengal Gram	RF	228			Taluk Level	19	506.17
65	Belagavi	Gokak	KOWJALAGI	Hobli	Bengal Gram	RF	334	10	542.14			
66	Belagavi	Gokak	KOWJALAGI	Hobli	Linseed	RF	0			District Level	10	484.05
67	Belagavi	Gokak	GOKAKA	Hobli	Maize (Makka)	RF	0			District Level	22	2138.75
68	Belagavi	Gokak	KOWJALAGI	Hobli	Maize (Makka)	RF	0			District Level	22	2138.75
69	Belagavi	Gokak	GOKAKA	Hobli	Safflower	RF	0			District Level	109	1135.74
70	Belagavi	Gokak	KOWJALAGI	Hobli	Safflower	RF	0			District Level	109	1135.74
71	Belagavi	Gokak	GOKAKA	Hobli	Sorghum (Jowar/Great Millet)	IRR	0			Taluk Level	6	2674.88
72	Belagavi	Gokak	ARABHANVI	Hobli	Sorghum (Jowar/Great Millet)	IRR	0			Taluk Level	6	2674.88
73	Belagavi	Gokak	KOWJALAGI	Hobli	Sorghum (Jowar/Great Millet)	IRR	3			Taluk Level	6	2674.88
74	Belagavi	Gokak	GOKAKA	Hobli	Sorghum (Jowar/Great Millet)	RF	3131	10	1955.89			
75	Belagavi	Gokak	KOWJALAGI	Hobli	Sorghum (Jowar/Great Millet)	RF	2611	10	2508.58			
76	Belagavi	Gokak	GOKAKA	Hobli	SUNFLOWER	IRR	342	10	2092.80			
77	Belagavi	Gokak	ARABHANVI	Hobli	SUNFLOWER	IRR	430	10	2447.96			
78	Belagavi	Gokak	KOWJALAGI	Hobli	SUNFLOWER	IRR	182	10	2119.22			
79	Belagavi	Gokak	GOKAKA	Hobli	SUNFLOWER	RF	0			Taluk Level	10	1020.95

Government of Karnataka
Directorate of Economics and Statistics
Hobli Level Average Yield data for Rabi season 2017-18

S.N	District	Taluk	Insurance Unit (hobli/ GP)	GP/ HOBLI	Crop	IRR_Rf	Area_Sown_Ha	No_CCEs_Conducted	Average Yield(Kg/Ha)	Name_Of_Higher_Level	No_cce_Conducted_Higher	Higher Average Yield(Kg/Ha)
80	Belagavi	Gokak	KOWJALAGI	Hobli	SUNFLOWER	RF	30	10	1020.95			
81	Belagavi	Gokak	GOKAKA	Hobli	Wheat	RF	0			District Level	148	749.28
82	Belagavi	Gokak	KOWJALAGI	Hobli	Wheat	RF	0			District Level	148	749.28
83	Belagavi	Hukkeri	HUKKERI	Hobli	Bengal Gram	IRR	106	10	515.99			
84	Belagavi	Hukkeri	YAMAKANAMARD I	Hobli	Bengal Gram	IRR	30	10	766.66			
85	Belagavi	Hukkeri	HUKKERI	Hobli	Bengal Gram	RF	316	10	803.83			
86	Belagavi	Hukkeri	YAMAKANAMARD I	Hobli	Bengal Gram	RF	80	10	757.89			
87	Belagavi	Hukkeri	SANKESHVARA	Hobli	Bengal Gram	RF	455	10	876.70			
88	Belagavi	Hukkeri	HUKKERI	Hobli	Maize (Makka)	IRR	671	10	4898.87			
89	Belagavi	Hukkeri	YAMAKANAMARD I	Hobli	Maize (Makka)	IRR	182	10	5492.78			
90	Belagavi	Hukkeri	SANKESHVARA	Hobli	Maize (Makka)	IRR	369	10	4799.16			
91	Belagavi	Hukkeri	HUKKERI	Hobli	Sorghum (Jowar/Great Millet)	IRR	728	10	1362.20			
92	Belagavi	Hukkeri	SANKESHVARA	Hobli	Sorghum (Jowar/Great Millet)	IRR	722	10	1600.46			
93	Belagavi	Hukkeri	HUKKERI	Hobli	Wheat	IRR	142	10	1950.11			
94	Belagavi	Hukkeri	YAMAKANAMARD I	Hobli	Wheat	IRR	20	10	1563.34			

Government of Karnataka
Directorate of Economics and Statistics
Hobli Level Average Yield data for Rabi season 2017-18

S.N	District	Taluk	Insurance Unit (hobli/ GP)	GP/ HOBLI	Crop	IRR_Rf	Area_Sown_Ha	No_CCEs_Conducted	Average Yield(Kg/Ha)	Name_Of_Higher_Level	No_cce_Conducted_Higher	Higher Average Yield(Kg/Ha)
95	Belagavi	Hukkeri	SANKESHVARA	Hobli	Wheat	IRR	125	10	2219.01			
96	Belagavi	Kittur	KITTURA	Hobli	Bengal Gram	IRR	48	10	913.56			
97	Belagavi	Kittur	KITTURA	Hobli	Horse Gram (kulthi/kultha)	RF	80	10	711.83			
98	Belagavi	Kittur	KITTURA	Hobli	Maize (Makka)	IRR	194			Taluk Level	9	3381.95
99	Belagavi	Kittur	KITTURA	Hobli	Safflower	RF	44	10	1132.23			
100	Belagavi	Kittur	KITTURA	Hobli	Tomato	NS	119	10	4712.00			
101	Belagavi	Kittur	KITTURA	Hobli	Wheat	IRR	99	10	1598.89			
102	Belagavi	Kittur	KITTURA	Hobli	Wheat	RF	30	10	970.22			
103	Belagavi	Nippani	NIPPANI	Hobli	Bengal Gram	IRR	170	10	704.31			
104	Belagavi	Nippani	NIPPANI	Hobli	Bengal Gram	RF	445	10	569.61			
105	Belagavi	Nippani	NIPPANI	Hobli	Sorghum (Jowar/Great Millet)	IRR	191	10	1700.46			
106	Belagavi	Nippani	NIPPANI	Hobli	Wheat	RF	0			District Level	148	749.28
107	Belagavi	Raibag	RAYABAGA	Hobli	Bengal Gram	IRR	916	10	1126.04			
108	Belagavi	Raibag	KUDACHI	Hobli	Bengal Gram	IRR	2074	10	901.69			
109	Belagavi	Raibag	RAYABAGA	Hobli	Bengal Gram	RF	304	10	831.21			
110	Belagavi	Raibag	KUDACHI	Hobli	Bengal Gram	RF	1			Taluk Level	12	783.77

Government of Karnataka
Directorate of Economics and Statistics
Hobli Level Average Yield data for Rabi season 2017-18

S.N	District	Taluk	Insurance Unit (hobli/ GP)	GP/ HOBLI	Crop	IRR_ RF	Area_ Sown_ Ha	No_ CCEs_ Conducted	Average Yield(Kg/Ha)	Name_Of_ Higher_ Level	No_ cce_ Conducted_ Higher	Higher Average Yield(Kg/Ha)
111	Belagavi	Raibag	RAYABAGA	Hobli	Maize (Makka)	IRR	1985	10	6560.24			
112	Belagavi	Raibag	KUDACHI	Hobli	Maize (Makka)	IRR	3526	10	4805.62			
113	Belagavi	Raibag	RAYABAGA	Hobli	Maize (Makka)	RF	405	10	2232.97			
114	Belagavi	Raibag	RAYABAGA	Hobli	Sorghum (Jowar/Great Millet)	IRR	269	10	1324.69			
115	Belagavi	Raibag	KUDACHI	Hobli	Sorghum (Jowar/Great Millet)	IRR	65	10	720.74			
116	Belagavi	Raibag	RAYABAGA	Hobli	Sorghum (Jowar/Great Millet)	RF	4			Taluk Level	18	658.78
117	Belagavi	Raibag	KUDACHI	Hobli	Sorghum (Jowar/Great Millet)	RF	162	10	446.37			
118	Belagavi	Raibag	RAYABAGA	Hobli	Wheat	RF	45	10	1398.96			
119	Belagavi	Raibag	KUDACHI	Hobli	Wheat	RF	0			Taluk Level	10	1398.96
120	Belagavi	Ramadurg	SUREBANA	Hobli	Bengal Gram	IRR	1542	10	756.09			
121	Belagavi	Ramadurg	KATAKOLA	Hobli	Bengal Gram	IRR	1234	10	740.98			
122	Belagavi	Ramadurg	MUDAKAVI	Hobli	Bengal Gram	IRR	863			Taluk Level	37	735.33
123	Belagavi	Ramadurg	K CHANDARAGI	Hobli	Bengal Gram	IRR	446	10	636.36			
124	Belagavi	Ramadurg	SUREBANA	Hobli	Bengal Gram	RF	3956	10	622.03			
125	Belagavi	Ramadurg	KATAKOLA	Hobli	Bengal Gram	RF	4528			Taluk Level	36	616.81
126	Belagavi	Ramadurg	MUDAKAVI	Hobli	Bengal Gram	RF	3705			Taluk Level	36	616.81

Government of Karnataka
Directorate of Economics and Statistics
Hobli Level Average Yield data for Rabi season 2017-18

S.N	District	Taluk	Insurance Unit (hobli/ GP)	GP/ HOBLI	Crop	IRR_RF	Area_Sown_Ha	No_CCEs_Conducted	Average Yield(Kg/Ha)	Name_Of_Higher_Level	No_cce_Conducted_Higher	Higher Average Yield(Kg/Ha)
127	Belagavi	Ramadurg	K CHANDARAGI	Hobli	Bengal Gram	RF	4797	10	730.51			
128	Belagavi	Ramadurg	SUREBANA	Hobli	Maize (Makka)	IRR	64	10	5665.30			
129	Belagavi	Ramadurg	KATAKOLA	Hobli	Maize (Makka)	IRR	83	10	3763.81			
130	Belagavi	Ramadurg	MUDAKAVI	Hobli	Maize (Makka)	IRR	71	10	2931.54			
131	Belagavi	Ramadurg	K CHANDARAGI	Hobli	Maize (Makka)	IRR	86	10	2866.92			
132	Belagavi	Ramadurg	SUREBANA	Hobli	Safflower	RF	47	10	873.57			
133	Belagavi	Ramadurg	KATAKOLA	Hobli	Safflower	RF	305	10	483.56			
134	Belagavi	Ramadurg	MUDAKAVI	Hobli	Safflower	RF	18	10	1423.98			
135	Belagavi	Ramadurg	K CHANDARAGI	Hobli	Safflower	RF	20	10	1140.92			
136	Belagavi	Ramadurg	SUREBANA	Hobli	SUNFLOWER	IRR	243	10	1464.67			
137	Belagavi	Ramadurg	KATAKOLA	Hobli	SUNFLOWER	IRR	161	10	1047.13			
138	Belagavi	Ramadurg	MUDAKAVI	Hobli	SUNFLOWER	IRR	208	10	767.56			
139	Belagavi	Ramadurg	K CHANDARAGI	Hobli	SUNFLOWER	IRR	323	10	1014.85			
140	Belagavi	Ramadurg	SUREBANA	Hobli	SUNFLOWER	RF	437			Taluk Level	26	455.98
141	Belagavi	Ramadurg	KATAKOLA	Hobli	SUNFLOWER	RF	226	10	359.31			
142	Belagavi	Ramadurg	MUDAKAVI	Hobli	SUNFLOWER	RF	48			Taluk Level	26	455.98

Government of Karnataka
Directorate of Economics and Statistics
Hobli Level Average Yield data for Rabi season 2017-18

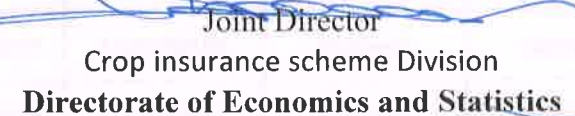
S.N	District	Taluk	Insurance Unit (hobli/ GP)	GP/ HOBLI	Crop	IRR/ RF	Area Sown Ha	No_CCEs Conducted	Average Yield(Kg/Ha)	Name_Of Higher_Level	No_cce Conducted_Higher	Higher Average Yield(Kg/Ha)
143	Belagavi	Ramadurg	K CHANDARAGI	Hobli	SUNFLOWER	RF	468			Taluk Level	26	455.98
144	Belagavi	Ramadurg	SUREBANA	Hobli	Wheat	RF	225	10	381.10			
145	Belagavi	Ramadurg	KATAKOLA	Hobli	Wheat	RF	341	10	419.21			
146	Belagavi	Ramadurg	MUDAKAVI	Hobli	Wheat	RF	81	10	751.09			
147	Belagavi	Ramadurg	K CHANDARAGI	Hobli	Wheat	RF	115	10	552.99			
148	Belagavi	Savadatti	SAVADATTI	Hobli	Bengal Gram	IRR	1411	10	722.92			
149	Belagavi	Savadatti	MUNAVALLI	Hobli	Bengal Gram	IRR	2206			Taluk Level	38	817.76
150	Belagavi	Savadatti	YARAGATTI	Hobli	Bengal Gram	IRR	711	10	843.45			
151	Belagavi	Savadatti	MURAGODA	Hobli	Bengal Gram	IRR	203			Taluk Level	38	817.76
152	Belagavi	Savadatti	YARAGATTI	Hobli	Horse Gram (kulthi/kultha)	RF	150	10	362.52			
153	Belagavi	Savadatti	YARAGATTI	Hobli	Linseed	RF	85	10	484.05			
154	Belagavi	Savadatti	SAVADATTI	Hobli	Maize (Makka)	IRR	337			Taluk Level	36	3682.87
155	Belagavi	Savadatti	MUNAVALLI	Hobli	Maize (Makka)	IRR	746	10	2520.31			
156	Belagavi	Savadatti	YARAGATTI	Hobli	Maize (Makka)	IRR	616	10	4114.35			
157	Belagavi	Savadatti	MURAGODA	Hobli	Maize (Makka)	IRR	832	10	4608.62			

Government of Karnataka
Directorate of Economics and Statistics
Hobli Level Average Yield data for Rabi season 2017-18

S.N	District	Taluk	Insurance Unit (hobli/ GP)	GP/ HOBLI	Crop	IRR_Rf	Area_Sown_Ha	No_CCEs_Conducted	Average Yield(Kg/Ha)	Name_Of_Higher_Level	No_cce_Conducted_Higher	Higher Average Yield(Kg/Ha)
158	Belagavi	Savadatti	YARAGATTI	Hobli	Maize (Makka)	RF	11	10	1850.07			
159	Belagavi	Savadatti	MURAGODA	Hobli	Maize (Makka)	RF	1			Taluk Level	12	2060.23
160	Belagavi	Savadatti	SAVADATTI	Hobli	Safflower	RF	164	10	1176.30			
161	Belagavi	Savadatti	MUNAVALLI	Hobli	Safflower	RF	69			Taluk Level	39	1000.54
162	Belagavi	Savadatti	YARAGATTI	Hobli	Safflower	RF	146	10	740.93			
163	Belagavi	Savadatti	MURAGODA	Hobli	Safflower	RF	305	10	1658.97			
164	Belagavi	Savadatti	SAVADATTI	Hobli	Sorghum (Jowar/Great Millet)	IRR	5	10	1753.48			
165	Belagavi	Savadatti	MUNAVALLI	Hobli	Sorghum (Jowar/Great Millet)	IRR	114	10	1493.45			
166	Belagavi	Savadatti	YARAGATTI	Hobli	Sorghum (Jowar/Great Millet)	IRR	62			Taluk Level	29	1614.53
167	Belagavi	Savadatti	MURAGODA	Hobli	Sorghum (Jowar/Great Millet)	IRR	0			Taluk Level	29	1614.53
168	Belagavi	Savadatti	SAVADATTI	Hobli	SUNFLOWER	IRR	662	10	1214.44			
169	Belagavi	Savadatti	MUNAVALLI	Hobli	SUNFLOWER	IRR	513			Taluk Level	22	1190.06
170	Belagavi	Savadatti	YARAGATTI	Hobli	SUNFLOWER	IRR	3			Taluk Level	22	1190.06
171	Belagavi	Savadatti	SAVADATTI	Hobli	SUNFLOWER	RF	116			Taluk Level	18	594.44
172	Belagavi	Savadatti	MUNAVALLI	Hobli	SUNFLOWER	RF	250	10	460.79			

Government of Karnataka
Directorate of Economics and Statistics
Hobli Level Average Yield data for Rabi season 2017-18

S.N	District	Taluk	Insurance Unit (hobli/ GP)	GP/ HOBLI	Crop	IRR_RF	Area_Sown_Ha	No_CCEs_Conducted	Average Yield(Kg/Ha)	Name_Of_Higher_Level	No_cce_Conducted_Higher	Higher Average Yield(Kg/Ha)
173	Belagavi	Savadatti	YARAGATTI	Hobli	SUNFLOWER	RF	1			Taluk Level	18	594.44
174	Belagavi	Savadatti	MURAGODA	Hobli	SUNFLOWER	RF	0			Taluk Level	18	594.44
175	Belagavi	Savadatti	MURAGODA	Hobli	Tomato	NS	29	10	7808.00			
176	Belagavi	Savadatti	SAVADATTI	Hobli	Wheat	IRR	2311	10	1113.74			
177	Belagavi	Savadatti	MUNAVALLI	Hobli	Wheat	IRR	2654	10	945.85			
178	Belagavi	Savadatti	YARAGATTI	Hobli	Wheat	IRR	1713	10	1292.28			
179	Belagavi	Savadatti	MURAGODA	Hobli	Wheat	IRR	1113	10	1250.90			
180	Belagavi	Savadatti	SAVADATTI	Hobli	Wheat	RF	1142	10	1059.14			
181	Belagavi	Savadatti	MUNAVALLI	Hobli	Wheat	RF	1246	10	505.64			
182	Belagavi	Savadatti	YARAGATTI	Hobli	Wheat	RF	227	10	404.29			
183	Belagavi	Savadatti	MURAGODA	Hobli	Wheat	RF	560	10	592.13			


Joint Director
Crop insurance scheme Division
Directorate of Economics and Statistics

Government of Karnataka
Directorate of Economics and Statistics

Hobli Level Average Yield data for Rabi season 2017-18

S.N	District	Taluk	Insurance Unit (hobli/ GP)	GP/ HOBLI	Crop	IRR_RF	Area_Sown_Ha	No_CCEs_Conducted	Average Yield(Kg/Ha)	Name_Of_Higher_Level	No_cce_Conducted_Higher	Higher Average Yield(Kg/Ha)
1	Bidar	Aurad	OWRADABI	Hobli	Bengal Gram	IRR	141	10	961.58			
2	Bidar	Aurad	SANTAPURA	Hobli	Bengal Gram	IRR	330	10	1133.05			
3	Bidar	Aurad	TANAKUSANURA	Hobli	Bengal Gram	IRR	679	10	812.87			
4	Bidar	Aurad	KAMALANAGARA	Hobli	Bengal Gram	IRR	521	10	1046.96			
5	Bidar	Aurad	DABAKA	Hobli	Bengal Gram	IRR	152	10	794.91			
6	Bidar	Aurad	OWRADABI	Hobli	Safflower	RF	334	10	903.27			
7	Bidar	Aurad	CHINTAKI	Hobli	Safflower	RF	378	10	829.31			
8	Bidar	Aurad	SANTAPURA	Hobli	Safflower	RF	599	10	1603.58			
9	Bidar	Aurad	TANAKUSANURA	Hobli	Safflower	RF	1263	10	723.99			
10	Bidar	Aurad	KAMALANAGARA	Hobli	Safflower	RF	1047	10	2450.63			
11	Bidar	Aurad	DABAKA	Hobli	Safflower	RF	373	10	712.82			
12	Bidar	Aurad	OWRADABI	Hobli	Sorghum (Jowar/Great Millet)	IRR	23	10	761.95			
13	Bidar	Aurad	SANTAPURA	Hobli	Sorghum (Jowar/Great Millet)	IRR	151	10	1077.37			
14	Bidar	Aurad	TANAKUSANURA	Hobli	Sorghum (Jowar/Great Millet)	IRR	215	10	1005.07			

Government of Karnataka
Directorate of Economics and Statistics
Hobli Level Average Yield data for Rabi season 2017-18

S.N	District	Taluk	Insurance Unit (hobli/ GP)	GP/ HOBLI	Crop	IRR_Rf	Area_Sown_Ha	No_CCEs_Conducted	Average Yield(Kg/Ha)	Name_Of_Higher_Level	No_cce_Conducted_Higher	Higher Average Yield(Kg/Ha)
15	Bidar	Aurad	KAMALANAGARA	Hobli	Sorghum (Jowar/Great Millet)	IRR	220	10	1060.84			
16	Bidar	Aurad	DABAKA	Hobli	Sorghum (Jowar/Great Millet)	IRR	65	10	850.14			
17	Bidar	Aurad	SANTAPURA	Hobli	SUNFLOWER	RF	0			District Level	2	292.26
18	Bidar	Aurad	SANTAPURA	Hobli	Wheat	IRR	8			Taluk Level	22	1800.69
19	Bidar	Aurad	KAMALANAGARA	Hobli	Wheat	IRR	24	10	2331.28			
20	Bidar	Aurad	DABAKA	Hobli	Wheat	IRR	4			Taluk Level	22	1800.69
21	Bidar	Aurad	SANTAPURA	Hobli	Wheat	RF	0			Taluk Level	20	1196.66
22	Bidar	Aurad	TANAKUSANURA	Hobli	Wheat	RF	188			Taluk Level	20	1196.66
23	Bidar	Aurad	KAMALANAGARA	Hobli	Wheat	RF	222			Taluk Level	20	1196.66
24	Bidar	Aurad	DABAKA	Hobli	Wheat	RF	162	10	1025.80			
25	Bidar	Basavakalyan	BASAVAKALYANA	Hobli	Bengal Gram	IRR	162	10	1159.59			
26	Bidar	Basavakalyan	MANTALA	Hobli	Bengal Gram	IRR	95	10	951.74			
27	Bidar	Basavakalyan	RAJESHVARA	Hobli	Bengal Gram	IRR	76	10	1140.49			
28	Bidar	Basavakalyan	MUDABI	Hobli	Bengal Gram	IRR	64	10	896.30			
29	Bidar	Basavakalyan	KOHINURA	Hobli	Bengal Gram	IRR	68	10	1154.08			

Government of Karnataka
Directorate of Economics and Statistics
Hobli Level Average Yield data for Rabi season 2017-18

S.N	District	Taluk	Insurance Unit (hobli/ GP)	GP/ HOBLI	Crop	IRR_Rf	Area_Sown_Ha	No_CCEs_Conducted	Average Yield(Kg/Ha)	Name_Of_Higher_Level	No_cce_Conducted_Higher	Higher Average Yield(Kg/Ha)
30	Bidar	Basavakalyan	HULASURA	Hobli	Bengal Gram	IRR	130	10	1154.71			
31	Bidar	Basavakalyan	BASAVAKALYANA	Hobli	Safflower	RF	370	10	1188.72			
32	Bidar	Basavakalyan	MANTALA	Hobli	Safflower	RF	251			Taluk Level	48	1164.84
33	Bidar	Basavakalyan	RAJESHVARA	Hobli	Safflower	RF	270			Taluk Level	48	1164.84
34	Bidar	Basavakalyan	MUDABI	Hobli	Safflower	RF	208	10	1351.35			
35	Bidar	Basavakalyan	KOHINURA	Hobli	Safflower	RF	72			Taluk Level	48	1164.84
36	Bidar	Basavakalyan	HULASURA	Hobli	Safflower	RF	510	10	1541.51			
37	Bidar	Basavakalyan	BASAVAKALYANA	Hobli	SUNFLOWER	IRR	0			State Level	491	1158.90
38	Bidar	Basavakalyan	KOHINURA	Hobli	SUNFLOWER	IRR	0			State Level	491	1158.90
39	Bidar	Basavakalyan	HULASURA	Hobli	SUNFLOWER	IRR	0			State Level	491	1158.90
40	Bidar	Basavakalyan	BASAVAKALYANA	Hobli	SUNFLOWER	RF	0			Taluk Level	2	292.26
41	Bidar	Basavakalyan	MANTALA	Hobli	SUNFLOWER	RF	0			Taluk Level	2	292.26
42	Bidar	Basavakalyan	RAJESHVARA	Hobli	SUNFLOWER	RF	0			Taluk Level	2	292.26
43	Bidar	Basavakalyan	MUDABI	Hobli	SUNFLOWER	RF	1			Taluk Level	2	292.26
44	Bidar	Basavakalyan	KOHINURA	Hobli	SUNFLOWER	RF	0			Taluk Level	2	292.26

**Government of Karnataka
Directorate of Economics and Statistics**

Hobli Level Average Yield data for Rabi season 2017-18

S.N	District	Taluk	Insurance Unit (hobli/ GP)	GP/ HOBLI	Crop	IRR_Rf	Area_Sown_Ha	No_CCEs_Conducted	Average Yield(Kg/Ha)	Name_Of_Higher_Level	No_cce_Conducted_Higher	Higher Average Yield(Kg/Ha)
45	Bidar	Basavakalyan	HULASURA	Hobli	SUNFLOWER	RF	0			Taluk Level	2	292.26
46	Bidar	Basavakalyan	BASAVAKALYANA	Hobli	Wheat	IRR	145	10	1396.68			
47	Bidar	Basavakalyan	MANTALA	Hobli	Wheat	IRR	189	10	1208.57			
48	Bidar	Basavakalyan	RAJESHVARA	Hobli	Wheat	IRR	161	10	1600.93			
49	Bidar	Basavakalyan	MUDABI	Hobli	Wheat	IRR	53	10	1396.68			
50	Bidar	Basavakalyan	KOHINURA	Hobli	Wheat	IRR	124	10	1787.00			
51	Bidar	Basavakalyan	HULASURA	Hobli	Wheat	IRR	181	10	1055.58			
52	Bidar	Basavakalyan	BASAVAKALYANA	Hobli	Wheat	RF	0			Taluk Level	5	1907.09
53	Bidar	Basavakalyan	MANTALA	Hobli	Wheat	RF	1			Taluk Level	5	1907.09
54	Bidar	Basavakalyan	KOHINURA	Hobli	Wheat	RF	1			Taluk Level	5	1907.09
55	Bidar	Basavakalyan	HULASURA	Hobli	Wheat	RF	1			Taluk Level	5	1907.09
56	Bidar	Bhalki	BHALKI	Hobli	Bengal Gram	IRR	162	10	971.03			
57	Bidar	Bhalki	SAYAGANVA	Hobli	Bengal Gram	IRR	88	10	899.54			
58	Bidar	Bhalki	NITTURABH	Hobli	Bengal Gram	IRR	102	10	1011.71			
59	Bidar	Bhalki	KHATAKA CHINCHULI	Hobli	Bengal Gram	IRR	250	10	883.36			
60	Bidar	Bhalki	LAKHANAGANVA	Hobli	Bengal Gram	IRR	238	10	1068.13			

8

Government of Karnataka
Directorate of Economics and Statistics

Hobli Level Average Yield data for Rabi season 2017-18

S.N	District	Taluk	Insurance Unit (hobli/ GP)	GP/ HOBLI	Crop	IRR_Rf	Area_Sown_Ha	No_CCEs_Conducted	Average Yield(Kg/Ha)	Name_Of_Higher_Level	No_cce_Conducted_Higher	Higher Average Yield(Kg/Ha)
61	Bidar	Bhalki	HALABARGA	Hobli	Bengal Gram	IRR	128	10	1154.33			
62	Bidar	Bhalki	BHALKI	Hobli	Safflower	RF	238	10	1482.87			
63	Bidar	Bhalki	SAYAGANVA	Hobli	Safflower	RF	984	10	756.68			
64	Bidar	Bhalki	NITTURABH	Hobli	Safflower	RF	722	10	1315.97			
65	Bidar	Bhalki	KHATAKA CHINCHULI	Hobli	Safflower	RF	844	10	1128.13			
66	Bidar	Bhalki	LAKHANAGANVA	Hobli	Safflower	RF	1020	10	643.09			
67	Bidar	Bhalki	HALABARGA	Hobli	Safflower	RF	849	10	1573.12			
68	Bidar	Bhalki	BHALKI	Hobli	Sorghum (Jowar/Great Millet)	IRR	46	10	1313.34			
69	Bidar	Bhalki	SAYAGANVA	Hobli	Sorghum (Jowar/Great Millet)	IRR	80	10	1132.12			
70	Bidar	Bhalki	NITTURABH	Hobli	Sorghum (Jowar/Great Millet)	IRR	144	10	1252.96			
71	Bidar	Bhalki	KHATAKA CHINCHULI	Hobli	Sorghum (Jowar/Great Millet)	IRR	6			Taluk Level	54	1173.20
72	Bidar	Bhalki	LAKHANAGANVA	Hobli	Sorghum (Jowar/Great Millet)	IRR	84	10	1009.67			
73	Bidar	Bhalki	HALABARGA	Hobli	Sorghum (Jowar/Great Millet)	IRR	139	10	1183.84			
74	Bidar	Bhalki	BHALKI	Hobli	Wheat	IRR	134	10	898.83			

Government of Karnataka
Directorate of Economics and Statistics
Hobli Level Average Yield data for Rabi season 2017-18

S.N	District	Taluk	Insurance Unit (hobli/ GP)	GP/ HOBLI	Crop	IRR_ RF	Area_ Sown_ Ha	No_ CCEs_ Conducted	Average Yield(Kg/Ha)	Name_Of_ Higher_ Level	No_ cce_ Conducted_ Higher	Higher Average Yield(Kg/Ha)
75	Bidar	Bhalki	SAYAGANVA	Hobli	Wheat	IRR	79	10	1323.01			
76	Bidar	Bhalki	NITTURABH	Hobli	Wheat	IRR	95	10	1308.90			
77	Bidar	Bhalki	KHATAKA CHINCHULI	Hobli	Wheat	IRR	129	10	1360.63			
78	Bidar	Bhalki	LAKHANAGANVA	Hobli	Wheat	IRR	52	10	1109.82			
79	Bidar	Bhalki	HALABARGA	Hobli	Wheat	IRR	128	10	1514.24			
80	Bidar	Bhalki	BHALKI	Hobli	Wheat	RF	2			Taluk Level	20	1171.09
81	Bidar	Bhalki	SAYAGANVA	Hobli	Wheat	RF	3			Taluk Level	20	1171.09
82	Bidar	Bhalki	NITTURABH	Hobli	Wheat	RF	2			Taluk Level	20	1171.09
83	Bidar	Bhalki	LAKHANAGANVA	Hobli	Wheat	RF	2			Taluk Level	20	1171.09
84	Bidar	Bhalki	HALABARGA	Hobli	Wheat	RF	1			Taluk Level	20	1171.09
85	Bidar	Bidar	BEEDARA UTTARA	Hobli	Bengal Gram	IRR	129	10	962.30			
86	Bidar	Bidar	BEEDARADAKSHI NA	Hobli	Bengal Gram	IRR	33	10	916.34			
87	Bidar	Bidar	BAGADALA	Hobli	Bengal Gram	IRR	6			Taluk Level	48	973.34
88	Bidar	Bidar	KAMATANA	Hobli	Bengal Gram	IRR	70	10	772.82			
89	Bidar	Bidar	JANAVADA	Hobli	Bengal Gram	IRR	154	10	1253.19			

**Government of Karnataka
Directorate of Economics and Statistics**

Hobli Level Average Yield data for Rabi season 2017-18

S.N	District	Taluk	Insurance Unit (hobli/ GP)	GP/ HOBLI	Crop	IRR_ RF	Area_ Sown_ Ha	No_ CCEs_ Conducted	Average Yield(Kg/Ha)	Name_Of Higher_ Level	No_ cce Conducted_ Higher	Higher Average Yield(Kg/Ha)
90	Bidar	Bidar	BEEDARA UTTARA	Hobli	Safflower	RF	406	10	2256.89			
91	Bidar	Bidar	MANNALLI	Hobli	Safflower	RF	114			Taluk Level	48	2177.76
92	Bidar	Bidar	BAGADALA	Hobli	Safflower	RF	204	10	2186.43			
93	Bidar	Bidar	KAMATANA	Hobli	Safflower	RF	84	10	1863.88			
94	Bidar	Bidar	JANAVADA	Hobli	Safflower	RF	616	10	2746.98			
95	Bidar	Bidar	BAGADALA	Hobli	Sorghum (Jowar/Great Millet)	IRR	7			Taluk Level	13	1138.00
96	Bidar	Bidar	JANAVADA	Hobli	Sorghum (Jowar/Great Millet)	IRR	6			Taluk Level	13	1138.00
97	Bidar	Bidar	MANNALLI	Hobli	Wheat	IRR	27	10	1942.18			
98	Bidar	Bidar	BAGADALA	Hobli	Wheat	IRR	8	10	1084.27			
99	Bidar	Bidar	KAMATANA	Hobli	Wheat	IRR	26	10	1326.49			
100	Bidar	Bidar	JANAVADA	Hobli	Wheat	IRR	71	10	2001.75			
101	Bidar	Chitaguppa	CHITAGUPPA	Hobli	Safflower	RF	221			Taluk Level	8	975.94
102	Bidar	Chitaguppa	CHITAGUPPA	Hobli	Sorghum (Jowar/Great Millet)	IRR	91	10	1090.29			
103	Bidar	Chitaguppa	CHITAGUPPA	Hobli	Wheat	IRR	129			Taluk Level	8	1079.64
104	Bidar	Humnabad	HUMANABADA	Hobli	Bengal Gram	IRR	68	10	740.99			

Government of Karnataka
Directorate of Economics and Statistics
Hobli Level Average Yield data for Rabi season 2017-18


S.N	District	Taluk	Insurance Unit (hobli/ GP)	GP/ HOBLI	Crop	IRR_Rf	Area_Sown_Ha	No_CCEs_Conducted	Average Yield(Kg/Ha)	Name_Of_Higher_Level	No_cce_Conducted_Higher	Higher Average Yield(Kg/Ha)
105	Bidar	Humnabad	HALLILIKHEDABI	Hobli	Bengal Gram	IRR	344	10	1203.91			
106	Bidar	Humnabad	DUBALAGUNDI	Hobli	Bengal Gram	IRR	340	10	1038.13			
107	Bidar	Humnabad	BEMALAKHEDA	Hobli	Bengal Gram	IRR	199	10	1063.48			
108	Bidar	Humnabad	HUMANABADA	Hobli	Safflower	RF	103	10	1158.92			
109	Bidar	Humnabad	HALLILIKHEDABI	Hobli	Safflower	RF	432	10	1371.21			
110	Bidar	Humnabad	DUBALAGUNDI	Hobli	Safflower	RF	202	10	419.62			
111	Bidar	Humnabad	NIRNA	Hobli	Safflower	RF	176	10	2388.50			
112	Bidar	Humnabad	BEMALAKHEDA	Hobli	Safflower	RF	315	10	1269.41			
113	Bidar	Humnabad	HALLILIKHEDABI	Hobli	Sorghum (Jowar/Great Millet)	IRR	320	10	1437.88			
114	Bidar	Humnabad	DUBALAGUNDI	Hobli	Sorghum (Jowar/Great Millet)	IRR	112	10	1041.62			
115	Bidar	Humnabad	BEMALAKHEDA	Hobli	Sorghum (Jowar/Great Millet)	IRR	211	10	1169.53			
116	Bidar	Humnabad	HUMANABADA	Hobli	Wheat	IRR	100	10	1395.90			
117	Bidar	Humnabad	HALLILIKHEDABI	Hobli	Wheat	IRR	92	10	1555.31			
118	Bidar	Humnabad	DUBALAGUNDI	Hobli	Wheat	IRR	92	10	1600.46			
119	Bidar	Humnabad	NIRNA	Hobli	Wheat	IRR	90	10	1522.08			

Government of Karnataka

Directorate of Economics and Statistics

Hobli Level Average Yield data for Rabi season 2017-18

S.N	District	Taluk	Insurance Unit (hobli/ GP)	GP/ HOBLI	Crop	IRR_RF	Area_Sown_Ha	No_CCEs_Conducted	Average Yield(Kg/Ha)	Name_Of_Higher_Level	No_cce_Conducted_Higher	Higher Average Yield(Kg/Ha)
120	Bidar	Humnabad	BEMALAKHEDA	Hobli	Wheat	IRR	20	10	1266.57		.	


Joint Director
Crop insurance scheme Division
Directorate of Economics and Statistics

8

Government of Karnataka
Directorate of Economics and Statistics
Hobli Level Average Yield data for Rabi season 2017-18

S.N	District	Taluk	Insurance Unit (hobli/ GP)	GP/ HOBLI	Crop	IRR_RRF	Area Sown_Ha	No_CCEs_Conducted	Average Yield(Kg/Ha)	Name_Of_Higher_Level	No_cce_Conducted_Higher	Higher Average Yield(Kg/Ha)
1	ChamarajNagar	ChamarajaNagara	KASABA	Hobli	Bengal Gram	RF	45	10	783.95			
2	ChamarajNagar	ChamarajaNagara	SANTEMARAHALLI	Hobli	Bengal Gram	RF	235	10	999.26			
3	ChamarajNagar	ChamarajaNagara	CHANDAKAVADI	Hobli	Bengal Gram	RF	10			Taluk Level	40	916.73
4	ChamarajNagar	ChamarajaNagara	HARADANAHALLI	Hobli	Bengal Gram	RF	14	10	1185.87			
5	ChamarajNagar	ChamarajaNagara	HARAVE	Hobli	Bengal Gram	RF	10			Taluk Level	40	916.73
6	ChamarajNagar	ChamarajaNagara	HARAVE	Hobli	Green Gram (Moong Bean/ Moong)	RF	0			State Level	78	176.52
7	ChamarajNagar	ChamarajaNagara	KASABA	Hobli	Maize (Makka)	RF	0			District Level	28	1899.80
8	ChamarajNagar	ChamarajaNagara	CHANDAKAVADI	Hobli	Maize (Makka)	RF	0			District Level	28	1899.80
9	ChamarajNagar	ChamarajaNagara	HARAVE	Hobli	Onion	IRR	102	10	8413.33			
10	ChamarajNagar	ChamarajaNagara	HARADANAHALLI	Hobli	Tomato	NS	95	10	10146.00			
11	ChamarajNagar	Gundlupet	KASABA	Hobli	Bengal Gram	RF	339	10	759.66			
12	ChamarajNagar	Gundlupet	HANGALA	Hobli	Bengal Gram	RF	471	10	531.10			
13	ChamarajNagar	Gundlupet	TERAKANAMBI	Hobli	Bengal Gram	RF	480	10	613.25			
14	ChamarajNagar	Gundlupet	BEGURU	Hobli	Bengal Gram	RF	312	10	477.99			
15	ChamarajNagar	Gundlupet	TERAKANAMBI	Hobli	Maize (Makka)	IRR	15	10	4708.29			

Government of Karnataka

Directorate of Economics and Statistics

Hobli Level Average Yield data for Rabi season 2017-18

S.N	District	Taluk	Insurance Unit (hobli/ GP)	GP/ HOBLI	Crop	IRR_ RF	Area_ Sown_ Ha	No_ CCEs_ Conducted	Average Yield(Kg/Ha)	Name_Of_ Higher_ Level	No_ cce Conducted_ Higher	Higher Average Yield(Kg/Ha)
16	ChamarajNagar	Gundlupet	KASABA	Hobli	Maize (Makka)	RF	45	10	1724.06			
17	ChamarajNagar	Gundlupet	HANGALA	Hobli	Maize (Makka)	RF	70			Taluk Level	28	1899.80
18	ChamarajNagar	Gundlupet	TERAKANAMBI	Hobli	Maize (Makka)	RF	63	10	1981.60			
19	ChamarajNagar	Gundlupet	KASABA	Hobli	Onion	IRR	128	10	13294.40			
20	ChamarajNagar	Gundlupet	HANGALA	Hobli	Onion	IRR	110	10	11236.00			
21	ChamarajNagar	Gundlupet	TERAKANAMBI	Hobli	Onion	IRR	284			Taluk Level	39	10481.64
22	ChamarajNagar	Gundlupet	BEGURU	Hobli	Onion	IRR	104	10	9348.00			
23	ChamarajNagar	Gundlupet	KASABA	Hobli	Tomato	NS	68	10	8670.00			
24	ChamarajNagar	Gundlupet	HANGALA	Hobli	Tomato	NS	104	10	14038.00			
25	ChamarajNagar	Gundlupet	TERAKANAMBI	Hobli	Tomato	NS	89	10	18604.00			
26	ChamarajNagar	Gundlupet	BEGURU	Hobli	Tomato	NS	118	10	8556.00			
27	ChamarajNagar	Hanur	HANURU	Hobli	Bengal Gram	RF	0			District Level	80	756.11
28	ChamarajNagar	Hanur	LOKKANAHALLI	Hobli	Maize (Makka)	IRR	1073	10	5263.86			
29	ChamarajNagar	Hanur	HANURU	Hobli	Maize (Makka)	IRR	1133	10	6207.75			
30	ChamarajNagar	Hanur	RAMAPURA	Hobli	Maize (Makka)	IRR	793	10	5207.07			

Government of Karnataka
Directorate of Economics and Statistics
Hobli Level Average Yield data for Rabi season 2017-18


S.N	District	Taluk	Insurance Unit (hobli/ GP)	GP/ HOBLI	Crop	IRR_RF	Area Sown_Ha	No_CCEs_Conducted	Average Yield(Kg/Ha)	Name_Of_Higher_Level	No_cce_Conducted_Higher	Higher Average Yield(Kg/Ha)
31	ChamarajNagar	Hanur	LOKKANAHALLI	Hobli	Maize (Makka)	RF	0			District Level	28	1899.80
32	ChamarajNagar	Hanur	HANURU	Hobli	Maize (Makka)	RF	0			District Level	28	1899.80
33	ChamarajNagar	Hanur	RAMAPURA	Hobli	Maize (Makka)	RF	0			District Level	28	1899.80
34	ChamarajNagar	Hanur	HANURU	Hobli	RAGI	RF	0			State Level	253	1399.18
35	ChamarajNagar	Hanur	RAMAPURA	Hobli	RAGI	RF	0			State Level	253	1399.18
36	ChamarajNagar	Kollegala	KASABA	Hobli	Maize (Makka)	IRR	147	10	6438.83			
37	ChamarajNagar	Kollegala	PALYA	Hobli	Maize (Makka)	IRR	540	10	7105.62			
38	ChamarajNagar	Kollegala	KASABA	Hobli	Maize (Makka)	RF	0			District Level	28	1899.80
39	ChamarajNagar	Kollegala	PALYA	Hobli	Maize (Makka)	RF	0			District Level	28	1899.80
40	ChamarajNagar	Kollegala	KASABA	Hobli	PADDY	IRR	33	10	6526.31			
41	ChamarajNagar	Kollegala	KASABA	Hobli	RAGI	IRR	11	10	3045.17			
42	ChamarajNagar	Kollegala	PALYA	Hobli	RAGI	IRR	6			Taluk Level	16	3119.21
43	ChamarajNagar	Kollegala	KASABA	Hobli	RAGI	RF	0			State Level	253	1399.18
44	ChamarajNagar	Kollegala	PALYA	Hobli	RAGI	RF	0			State Level	253	1399.18
45	ChamarajNagar	Yalandur	KASABA	Hobli	Horse Gram (kulthi/kultha)	RF	35	10	909.84			

Government of Karnataka

Directorate of Economics and Statistics

Hobli Level Average Yield data for Rabi season 2017-18

S.N	District	Taluk	Insurance Unit (hobli/ GP)	GP/ HOBLI	Crop	IRR_RF	Area_Sown_Ha	No_CCEs_Conducted	Average Yield(Kg/Ha)	Name_Of_Higher_Level	No_cce_Conducted_Higher	Higher Average Yield(Kg/Ha)
46	ChamarajNagar	Yalandur	AGARA	Hobli	Maize (Makka)	IRR	18			Taluk Level	6	5423.13


 Joint Director
 Crop insurance scheme Division
 Directorate of Economics and Statistics



Government of Karnataka
Directorate of Economics and Statistics

Hobli Level Average Yield data for Rabi season 2017-18

S.N	District	Taluk	Insurance Unit (hobli/ GP)	GP/ HOBLI	Crop	IRR_RF	Area_Sown_Ha	No_CCEs_Conducted	Average Yield(Kg/Ha)	Name_Of_Higher_Level	No_cce_Conducted_Higher	Higher Average Yield(Kg/Ha)
1	Chikkaballapur	Bagepalli	KASABA	Hobli	Horse Gram (kulthi/kultha)	RF	0			District Level	4	1056.93
2	Chikkaballapur	Bagepalli	GULURU	Hobli	Horse Gram (kulthi/kultha)	RF	0			District Level	4	1056.93
3	Chikkaballapur	Bagepalli	PATAPALYA	Hobli	Horse Gram (kulthi/kultha)	RF	0			District Level	4	1056.93
4	Chikkaballapur	Bagepalli	CHELURU	Hobli	Horse Gram (kulthi/kultha)	RF	0			District Level	4	1056.93
5	Chikkaballapur	Bagepalli	MITTEMARI	Hobli	Horse Gram (kulthi/kultha)	RF	0			District Level	4	1056.93
6	Chikkaballapur	Chikballapur	KASABA	Hobli	Potato	IRR	296	10	16288.00			
7	Chikkaballapur	Chikballapur	NANDI	Hobli	Potato	IRR	247	10	17426.00			
8	Chikkaballapur	Chikballapur	MANDIKALLU	Hobli	Potato	IRR	219	10	31172.00			
9	Chikkaballapur	Chinthamani	KASABA	Hobli	Horse Gram (kulthi/kultha)	RF	0			Taluk Level	4	1056.93
10	Chikkaballapur	Chinthamani	KAIVARA	Hobli	Horse Gram (kulthi/kultha)	RF	0			Taluk Level	4	1056.93
11	Chikkaballapur	Chinthamani	AMBAJIDURGA	Hobli	Horse Gram (kulthi/kultha)	RF	1			Taluk Level	4	1056.93
12	Chikkaballapur	Chinthamani	CHILAKALANERPU	Hobli	Horse Gram (kulthi/kultha)	RF	1			Taluk Level	4	1056.93
13	Chikkaballapur	Chinthamani	MUNGANAHALLI	Hobli	Horse Gram (kulthi/kultha)	RF	1			Taluk Level	4	1056.93
14	Chikkaballapur	Chinthamani	MURAGAMALLA	Hobli	Horse Gram (kulthi/kultha)	RF	4			Taluk Level	4	1056.93
15	Chikkaballapur	Gauribidanur	KASABA	Hobli	Maize (Makka)	IRR	34			Taluk Level	18	5195.43

Government of Karnataka

Directorate of Economics and Statistics

Hobli Level Average Yield data for Rabi season 2017-18

S.N	District	Taluk	Insurance Unit (hobli/ GP)	GP/ HOBLI	Crop	IRR_RF	Area_Sown_Ha	No_CCEs_Conducted	Average Yield(Kg/Ha)	Name_Of_Higher_Level	No_cce_Conducted_Higher	Higher Average Yield(Kg/Ha)
16	Chikkaballapur	Gauribidanur	D PALYA	Hobli	Maize (Makka)	IRR	35	10	5075.86			
17	Chikkaballapur	Gauribidanur	TONDEBAVI	Hobli	Maize (Makka)	IRR	45			Taluk Level	18	5195.43
18	Chikkaballapur	Gauribidanur	HOSURU	Hobli	Maize (Makka)	RF	0			State Level	180	2153.43
19	Chikkaballapur	Gauribidanur	KASABA	Hobli	SUNFLOWER	IRR	1			Taluk Level	4	3486.47
20	Chikkaballapur	Gauribidanur	NAGARAGERE	Hobli	SUNFLOWER	IRR	1			Taluk Level	4	3486.47
21	Chikkaballapur	Gauribidanur	D PALYA	Hobli	SUNFLOWER	IRR	1			Taluk Level	4	3486.47
22	Chikkaballapur	Gauribidanur	MANCHENAHALLI	Hobli	SUNFLOWER	IRR	1			Taluk Level	4	3486.47
23	Chikkaballapur	Gauribidanur	TONDEBAVI	Hobli	SUNFLOWER	IRR	2			Taluk Level	4	3486.47
24	Chikkaballapur	Gauribidanur	HOSURU	Hobli	SUNFLOWER	IRR	1			Taluk Level	4	3486.47
25	Chikkaballapur	Gudibande	SOMENAHALLI	Hobli	Maize (Makka)	IRR	0			District Level	18	5195.43
26	Chikkaballapur	Sidlaghatta	KASABA	Hobli	Horse Gram (kulthi/kultha)	RF	3			District Level	4	1056.93
27	Chikkaballapur	Sidlaghatta	JANGAMAKOTE	Hobli	Horse Gram (kulthi/kultha)	RF	5			District Level	4	1056.93
28	Chikkaballapur	Sidlaghatta	BASHETTIHALLI	Hobli	Potato	IRR	205	10	22740.00			

Joint Director

Crop insurance scheme Division
Directorate of Economics and Statistics

Government of Karnataka
Directorate of Economics and Statistics

Hobli Level Average Yield data for Rabi season 2017-18

S.N	District	Taluk	Insurance Unit (hobli/ GP)	GP/ HOBLI	Crop	IRR_RF	Area_Sown_Ha	No_CCEs_Conducted	Average Yield(Kg/Ha)	Name_Of_Higher_Level	No_cce_Conducted_Higher	Higher Average Yield(Kg/Ha)
1	Chikkamagaluru	Chikkamagaluru	LAKYA	Hobli	Bengal Gram	RF	270			Taluk Level	9	892.41
2	Chikkamagaluru	Chikkamagaluru	AMBALE	Hobli	Horse Gram (kulthi/kultha)	RF	60	10	990.71			
3	Chikkamagaluru	Chikkamagaluru	LAKYA	Hobli	Horse Gram (kulthi/kultha)	RF	752	10	912.33			
4	Chikkamagaluru	Chikkamagaluru	LAKYA	Hobli	Sorghum (Jowar/Great Millet)	RF	1181	10	1439.94			
5	Chikkamagaluru	Chikkamagaluru	AMBALE	Hobli	Tomato	NS	36			Taluk Level	8	14395.00
6	Chikkamagaluru	Kadur	KASABA	Hobli	Sorghum (Jowar/Great Millet)	RF	1800	10	673.81			
7	Chikkamagaluru	Kadur	BEERURU	Hobli	Sorghum (Jowar/Great Millet)	RF	1150	10	657.71			
8	Chikkamagaluru	Kadur	YAGATI	Hobli	Sorghum (Jowar/Great Millet)	RF	250	10	1102.25			
9	Chikkamagaluru	Kadur	HIRENALLURU	Hobli	Sorghum (Jowar/Great Millet)	RF	1950	10	764.02			
10	Chikkamagaluru	Kadur	SINGATAGERE	Hobli	Sorghum (Jowar/Great Millet)	RF	150	10	606.66			
11	Chikkamagaluru	Kadur	SAKHARAYAPAT TANA	Hobli	Sorghum (Jowar/Great Millet)	RF	950	10	1057.29			
12	Chikkamagaluru	Kadur	Chowlahiriyur	Hobli	Sorghum (Jowar/Great Millet)	RF	850	10	1092.14			
13	Chikkamagaluru	Kadur	BEERURU	Hobli	SUNFLOWER	RF				State Level	509	470.36

Government of Karnataka

Directorate of Economics and Statistics


Hobli Level Average Yield data for Rabi season 2017-18

S.N	District	Taluk	Insurance Unit (hobli/ GP)	GP/ HOBLI	Crop	IRR RF	Area Sown Ha	No_CCEs Conducted	Average Yield(Kg/Ha)	Name_Of Higher_Level	No_cce Conducted_Higher	Higher Average Yield(Kg/Ha)
14	Chikkamagaluru	Kadur	KASABA	Hobli	Tomato	NS	132	10	13440.00			
15	Chikkamagaluru	Kadur	BEERURU	Hobli	Tomato	NS	122	10	10684.00			
16	Chikkamagaluru	Tarikere	LAKKAVALLI	Hobli	Bengal Gram	RF	0			Taluk Level	38	910.64
17	Chikkamagaluru	Tarikere	LINGADAHALLI	Hobli	Bengal Gram	RF	1310	10	808.47			
18	Chikkamagaluru	Tarikere	AMRUTAPURA	Hobli	Bengal Gram	RF	250	10	808.47			
19	Chikkamagaluru	Tarikere	AJJAMPURA	Hobli	Bengal Gram	RF	3402	10	863.45			
20	Chikkamagaluru	Tarikere	SHIVANI	Hobli	Bengal Gram	RF	2030			Taluk Level	38	910.64
21	Chikkamagaluru	Tarikere	KASABA	Hobli	Horse Gram (kulthi/kultha)	RF	22	10	1956.56			
22	Chikkamagaluru	Tarikere	LINGADAHALLI	Hobli	Horse Gram (kulthi/kultha)	RF	201	10	1004.53			
23	Chikkamagaluru	Tarikere	AMRUTAPURA	Hobli	Horse Gram (kulthi/kultha)	RF	452	10	821.80			
24	Chikkamagaluru	Tarikere	AJJAMPURA	Hobli	Horse Gram (kulthi/kultha)	RF	570	10	1038.70			
25	Chikkamagaluru	Tarikere	SHIVANI	Hobli	Horse Gram (kulthi/kultha)	RF	502	10	725.84			
26	Chikkamagaluru	Tarikere	LINGADAHALLI	Hobli	Sorghum (Jowar/Great Millet)	RF	520	10	830.17			
27	Chikkamagaluru	Tarikere	AMRUTAPURA	Hobli	Sorghum (Jowar/Great Millet)	RF	105	10	931.69			
28	Chikkamagaluru	Tarikere	AJJAMPURA	Hobli	Sorghum (Jowar/Great Millet)	RF	2152	10	920.02			

Government of Karnataka
Directorate of Economics and Statistics

Hobli Level Average Yield data for Rabi season 2017-18

S.N	District	Taluk	Insurance Unit (hobli/ GP)	GP/ HOBLI	Crop	IRR_RF	Area_Sown_Ha	No_CCEs_Conducted	Average Yield(Kg/Ha)	Name_Of_Higher_Level	No_cce_Conducted_Higher	Higher Average Yield(Kg/Ha)
29	Chikkamagaluru	Tarikere	SHIVANI	Hobli	Sorghum (Jowar/Great Millet)	RF	1415			Taluk Level	38	934.60


Joint Director
Crop insurance scheme Division
Directorate of Economics and Statistics

2

Government of Karnataka
Directorate of Economics and Statistics
Hobli Level Average Yield data for Rabi season 2017-18

S.N	District	Taluk	Insurance Unit (hobli/ GP)	GP/ HOBLI	Crop	IRR_RF	Area_Sown_Ha	No_CCEs_Conducted	Average Yield(Kg/Ha)	Name_Of_Higher_Level	No_cce_Conducted_Higher	Higher Average Yield(Kg/Ha)
1	Chitradurga	Challakere	PARASHURA0PURA	Hobli	Horse Gram (kulthi/kultha)	RF	0			District Level	82	721.37
2	Chitradurga	Challakere	TALAKU	Hobli	Horse Gram (kulthi/kultha)	RF	0			District Level	82	721.37
3	Chitradurga	Challakere	NAYAKANAHATTI	Hobli	Horse Gram (kulthi/kultha)	RF	0			District Level	82	721.37
4	Chitradurga	Challakere	KASABA	Hobli	Maize (Makka)	IRR	736	10	6004.38			
5	Chitradurga	Challakere	PARASHURA0PURA	Hobli	Maize (Makka)	IRR	111	10	4292.55			
6	Chitradurga	Challakere	TALAKU	Hobli	Maize (Makka)	IRR	1182	10	5422.48			
7	Chitradurga	Challakere	NAYAKANAHATTI	Hobli	Maize (Makka)	IRR	314			Taluk Level	38	4845.27
8	Chitradurga	Challakere	KASABA	Hobli	Onion	IRR	744	10	17082.00			
9	Chitradurga	Challakere	TALAKU	Hobli	Onion	IRR	596	10	17272.00			
10	Chitradurga	Challakere	KASABA	Hobli	PADDY	IRR	334			Taluk Level	17	5040.20
11	Chitradurga	Challakere	PARASHURA0PURA	Hobli	PADDY	IRR	69			Taluk Level	17	5040.20
12	Chitradurga	Challakere	TALAKU	Hobli	PADDY	IRR	0			Taluk Level	17	5040.20
13	Chitradurga	Challakere	KASABA	Hobli	RAGI	IRR	480	10	2992.63			
14	Chitradurga	Challakere	PARASHURA0PURA	Hobli	RAGI	IRR	126	10	2432.87			

Government of Karnataka
Directorate of Economics and Statistics
Hobli Level Average Yield data for Rabi season 2017-18

S.N	District	Taluk	Insurance Unit (hobli/ GP)	GP/ HOBLI	Crop	IRR_Rf	Area_Sown_Ha	No_CCEs_Conducted	Average Yield(Kg/Ha)	Name_Of_Higher_Level	No_cce_Conducted_Higher	Higher Average Yield(Kg/Ha)
15	Chitradurga	Challakere	TALAKU	Hobli	RAGI	IRR	541	10	3086.83			
16	Chitradurga	Challakere	NAYAKANAHATTI	Hobli	RAGI	IRR	321	10	1768.95			
17	Chitradurga	Challakere	KASABA	Hobli	SUNFLOWER	IRR	0			District Level	2	1430.91
18	Chitradurga	Challakere	PARASHURA0PU RA	Hobli	SUNFLOWER	IRR	0			District Level	2	1430.91
19	Chitradurga	Challakere	TALAKU	Hobli	SUNFLOWER	IRR	0			District Level	2	1430.91
20	Chitradurga	Challakere	NAYAKANAHATTI	Hobli	SUNFLOWER	IRR	0			District Level	2	1430.91
21	Chitradurga	Challakere	KASABA	Hobli	SUNFLOWER	RF	2			Taluk Level	2	1006.67
22	Chitradurga	Challakere	PARASHURA0PU RA	Hobli	SUNFLOWER	RF	0			Taluk Level	2	1006.67
23	Chitradurga	Challakere	TALAKU	Hobli	SUNFLOWER	RF	0			Taluk Level	2	1006.67
24	Chitradurga	Challakere	KASABA	Hobli	Wheat	IRR	15	10	2081.69			
25	Chitradurga	Chitradurga	KASABA	Hobli	Horse Gram (kulthi/kultha)	RF	0			Taluk Level	2	1228.83
26	Chitradurga	Chitradurga	HIREGUNTANUR U	Hobli	Horse Gram (kulthi/kultha)	RF	2			Taluk Level	2	1228.83
27	Chitradurga	Chitradurga	KASABA	Hobli	Maize (Makka)	IRR	284	10	3765.77			
28	Chitradurga	Chitradurga	BHARAMASAGAR A	Hobli	Maize (Makka)	IRR	0			Taluk Level	20	3496.51
29	Chitradurga	Chitradurga	TURUVANURU	Hobli	Maize (Makka)	IRR	452	10	3227.25			
30	Chitradurga	Chitradurga	KASABA	Hobli	Onion	IRR	616	10	13380.00			

Government of Karnataka
Directorate of Economics and Statistics
Hobli Level Average Yield data for Rabi season 2017-18

S.N	District	Taluk	Insurance Unit (hobli/ GP)	GP/ HOBLI	Crop	IRR_Rf	Area_Sown_Ha	No_CCEs_Conducted	Average Yield(Kg/Ha)	Name_Of_Higher_Level	No_cce_Conducted_Higher	Higher Average Yield(Kg/Ha)
31	Chitradurga	Chitradurga	KASABA	Hobli	RAGI	IRR	97	10	1650.30			
32	Chitradurga	Chitradurga	KASABA	Hobli	Safflower	RF	127	10	546.87			
33	Chitradurga	Chitradurga	KASABA	Hobli	Sorghum (Jowar/Great Millet)	RF	831	10	454.07			
34	Chitradurga	Chitradurga	BHARAMASAGAR A	Hobli	Sorghum (Jowar/Great Millet)	RF	15			Taluk Level	33	537.40
35	Chitradurga	Chitradurga	TURUVANURU	Hobli	Sorghum (Jowar/Great Millet)	RF	959	10	677.29			
36	Chitradurga	Chitradurga	HIREGUNTANUR U	Hobli	Sorghum (Jowar/Great Millet)	RF	26			Taluk Level	33	537.40
37	Chitradurga	Chitradurga	KASABA	Hobli	SUNFLOWER	IRR	2			Taluk Level	2	1430.91
38	Chitradurga	Chitradurga	TURUVANURU	Hobli	SUNFLOWER	IRR	0			Taluk Level	2	1430.91
39	Chitradurga	Chitradurga	KASABA	Hobli	SUNFLOWER	RF	18			Taluk Level	10	425.40
40	Chitradurga	Chitradurga	BHARAMASAGAR A	Hobli	SUNFLOWER	RF	1			Taluk Level	10	425.40
41	Chitradurga	Chitradurga	TURUVANURU	Hobli	SUNFLOWER	RF	131			Taluk Level	10	425.40
42	Chitradurga	Chitradurga	KASABA	Hobli	Wheat	IRR	128	10	1216.10			
43	Chitradurga	Chitradurga	TURUVANURU	Hobli	Wheat	IRR	36	10	1022.04			
44	Chitradurga	Hiiriyur	KASABA	Hobli	Horse Gram (kulthi/kultha)	RF	12			Taluk Level	18	686.65
45	Chitradurga	Hiiriyur	AIMANGALA	Hobli	Horse Gram (kulthi/kultha)	RF	0			Taluk Level	18	686.65

Government of Karnataka
Directorate of Economics and Statistics
Hobli Level Average Yield data for Rabi season 2017-18

S.N	District	Taluk	Insurance Unit (hobli/ GP)	GP/ HOBLI	Crop	IRR_RF	Area_Sown_Ha	No_CCEs_Conducted	Average Yield(Kg/Ha)	Name_Of_Higher_Level	No_cce_Conducted_Higher	Higher Average Yield(Kg/Ha)
46	Chitradurga	Hiiriyur	DHARMAPURA	Hobli	Horse Gram (kulthi/kultha)	RF	47			Taluk Level	18	686.65
47	Chitradurga	Hiiriyur	J G HALLI	Hobli	Horse Gram (kulthi/kultha)	RF	40			Taluk Level	18	686.65
48	Chitradurga	Hiiriyur	KASABA	Hobli	Maize (Makka)	RF	4			Taluk Level	20	1840.62
49	Chitradurga	Hiiriyur	AIMANGALA	Hobli	Maize (Makka)	RF	123	10	1743.75			
50	Chitradurga	Hiiriyur	DHARMAPURA	Hobli	Maize (Makka)	RF	2			Taluk Level	20	1840.62
51	Chitradurga	Hiiriyur	J G HALLI	Hobli	Maize (Makka)	RF	15			Taluk Level	20	1840.62
52	Chitradurga	Hiiriyur	AIMANGALA	Hobli	Onion	IRR	678	10	11334.00			
53	Chitradurga	Hiiriyur	DHARMAPURA	Hobli	PADDY	IRR	30			Taluk Level	4	4479.39
54	Chitradurga	Hiiriyur	KASABA	Hobli	RAGI	IRR	8			Taluk Level	18	1823.09
55	Chitradurga	Hiiriyur	AIMANGALA	Hobli	RAGI	IRR	46	10	1858.62			
56	Chitradurga	Hiiriyur	KASABA	Hobli	Safflower	RF	35			Taluk Level	18	593.50
57	Chitradurga	Hiiriyur	AIMANGALA	Hobli	Safflower	RF	496	10	535.08			
58	Chitradurga	Hiiriyur	DHARMAPURA	Hobli	Safflower	RF	0			Taluk Level	18	593.50
59	Chitradurga	Hiiriyur	J G HALLI	Hobli	Safflower	RF	0			Taluk Level	18	593.50

Government of Karnataka
Directorate of Economics and Statistics
Hobli Level Average Yield data for Rabi season 2017-18

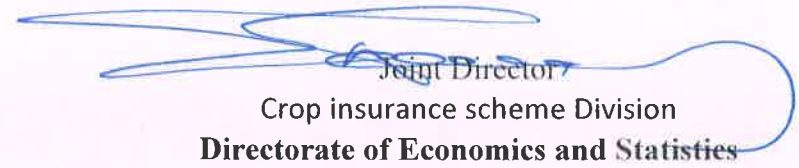
S.N	District	Taluk	Insurance Unit (hobli/ GP)	GP/ HOBLI	Crop	IRR RF	Area_Sown_Ha	No_CCEs_Conducted	Average Yield(Kg/Ha)	Name_Of_Higher_Level	No_cce_Conducted_Higher	Higher Average Yield(Kg/Ha)
60	Chitradurga	Hiiriyur	DHARMAPURA	Hobli	SUNFLOWER	IRR	2			District Level	2	1430.91
61	Chitradurga	Hiiriyur	KASABA	Hobli	SUNFLOWER	RF	2			Taluk Level	12	466.53
62	Chitradurga	Hiiriyur	AIMANGALA	Hobli	SUNFLOWER	RF	548	10	358.50			
63	Chitradurga	Hiiriyur	DHARMAPURA	Hobli	SUNFLOWER	RF	0			Taluk Level	12	466.53
64	Chitradurga	Hiiriyur	J G HALLI	Hobli	SUNFLOWER	RF	0			Taluk Level	12	466.53
65	Chitradurga	Hiiriyur	AIMANGALA	Hobli	Wheat	IRR	60	10	1152.14			
66	Chitradurga	Holalkere	BEEDURGA	Hobli	Horse Gram (kulthi/kultha)	RF	0			Taluk Level	22	920.46
67	Chitradurga	Holalkere	KASABA	Hobli	Horse Gram (kulthi/kultha)	RF	10			Taluk Level	22	920.46
68	Chitradurga	Holalkere	RAMAGIRI	Hobli	Horse Gram (kulthi/kultha)	RF	15	10	734.33			
69	Chitradurga	Holalkere	TALYA	Hobli	Horse Gram (kulthi/kultha)	RF	5			Taluk Level	22	920.46
70	Chitradurga	Holalkere	BEEDURGA	Hobli	Sorghum (Jowar/Great Millet)	RF	0			Taluk Level	29	1246.08
71	Chitradurga	Holalkere	KASABA	Hobli	Sorghum (Jowar/Great Millet)	RF	20	10	813.74			
72	Chitradurga	Holalkere	RAMAGIRI	Hobli	Sorghum (Jowar/Great Millet)	RF	295	10	1749.50			
73	Chitradurga	Holalkere	TALYA	Hobli	Sorghum (Jowar/Great Millet)	RF	102			Taluk Level	29	1246.08
74	Chitradurga	Holalkere	BEEDURGA	Hobli	SUNFLOWER	RF	61			Taluk Level	16	767.78

Government of Karnataka
Directorate of Economics and Statistics
Hobli Level Average Yield data for Rabi season 2017-18

S.N	District	Taluk	Insurance Unit (hobli/ GP)	GP/ HOBLI	Crop	IRR RF	Area Sown Ha	No_CCEs Conducted	Average Yield(Kg/Ha)	Name_Of_Higher_Level	No_cce Conducted_Higher	Higher Average Yield(Kg/Ha)
75	Chitradurga	Holalkere	KASABA	Hobli	SUNFLOWER	RF	40			Taluk Level	16	767.78
76	Chitradurga	Holalkere	RAMAGIRI	Hobli	SUNFLOWER	RF	191	10	714.08			
77	Chitradurga	Hosadurga	KASABA	Hobli	Bengal Gram	RF	1179			Taluk Level	23	640.03
78	Chitradurga	Hosadurga	MADADAKERE	Hobli	Bengal Gram	RF	3			Taluk Level	23	640.03
79	Chitradurga	Hosadurga	SHREERAMPURA	Hobli	Bengal Gram	RF	28			Taluk Level	23	640.03
80	Chitradurga	Hosadurga	KASABA	Hobli	Horse Gram (kulthi/kultha)	RF	882	10	626.37			
81	Chitradurga	Hosadurga	MADADAKERE	Hobli	Horse Gram (kulthi/kultha)	RF	438	10	797.15			
82	Chitradurga	Hosadurga	MATTODU	Hobli	Horse Gram (kulthi/kultha)	RF	559	10	472.43			
83	Chitradurga	Hosadurga	SHREERAMPURA	Hobli	Horse Gram (kulthi/kultha)	RF	617	10	512.54			
84	Chitradurga	Hosadurga	KASABA	Hobli	Sorghum (Jowar/Great Millet)	RF	507	10	675.39			
85	Chitradurga	Hosadurga	MADADAKERE	Hobli	Sorghum (Jowar/Great Millet)	RF	213	10	341.27			
86	Chitradurga	Hosadurga	MATTODU	Hobli	Sorghum (Jowar/Great Millet)	RF	223	10	302.01			
87	Chitradurga	Hosadurga	SHREERAMPURA	Hobli	Sorghum (Jowar/Great Millet)	RF	240	10	266.69			
88	Chitradurga	Molakalmur	DEVASAMUDRA	Hobli	Bengal Gram	RF	386	10	808.25			
89	Chitradurga	Molakalmur	DEVASAMUDRA	Hobli	Sorghum (Jowar/Great Millet)	RF	550	10	234.03			

Government of Karnataka
Directorate of Economics and Statistics
Hobli Level Average Yield data for Rabi season 2017-18

S.N	District	Taluk	Insurance Unit (hobli/ GP)	GP/ HOBLI	Crop	IRR_RF	Area_Sown_Ha	No_CCEs_Conducted	Average Yield(Kg/Ha)	Name_Of_Higher_Level	No_cce_Conducted_Higher	Higher Average Yield(Kg/Ha)
90	Chitradurga	Molakalmur	DEVASAMUDRA	Hobli	SUNFLOWER	IRR	0			District Level	2	1430.91
91	Chitradurga	Molakalmur	DEVASAMUDRA	Hobli	SUNFLOWER	RF	0			District Level	40	603.75


Joint Director
Crop insurance scheme Division
Directorate of Economics and Statistics

②

UNITED STATES DEPARTMENT OF JUSTICE
FEDERAL BUREAU OF INVESTIGATION
MEMORANDUM FOR THE DIRECTOR


DATE	BY	REASON FOR	APPROVED	REMARKS	INITIALS	DATE	REASON FOR	APPROVED	REMARKS	INITIALS	DATE
10/25/73	J. Edgar Hoover
10/26/73	J. Edgar Hoover

[Handwritten signature]
 Special Agent in Charge

0
1
2
3
4
5
6
7
8
9
10
11
12
13
14
15
16
17
18
19
20
21
22
23
24
25
26
27
28
29
30
31
32
33
34
35
36
37
38
39
40
41
42
43
44
45
46
47
48
49
50
51
52
53
54
55
56
57
58
59
60
61
62
63
64
65
66
67
68
69
70
71
72
73
74
75
76
77
78
79
80
81
82
83
84
85
86
87
88
89
90
91
92
93
94
95
96
97
98
99
100

Government of Karnataka
Directorate of Economics and Statistics
Hobli Level Average Yield data for Rabi season 2017-18

S.N	District	Taluk	Insurance Unit (hobli/ GP)	GP/ HOBLI	Crop	IRR_RF	Area_Sown_Ha	No_CGEs_Conducted	Average Yield(Kg/Ha)	Name_Of_Higher_Level	No_cce_Conducted_Higher	Higher Average Yield(Kg/Ha)
1	DakshinaKannada	Mangalore	MANGALURU B	Hobli	Black Gram (urd bean)	RF	0			Taluk Level	2	782.86
2	DakshinaKannada	Mangalore	SURATKAL	Hobli	Black Gram (urd bean)	RF	0			Taluk Level	2	782.86
3	DakshinaKannada	Mangalore	MULKI	Hobli	Black Gram (urd bean)	RF	2			Taluk Level	2	782.86
4	DakshinaKannada	Mangalore	GURUPURA	Hobli	Black Gram (urd bean)	RF	0			Taluk Level	2	782.86
5	DakshinaKannada	Mudabidre	MUDABIDRI	Hobli	Black Gram (urd bean)	RF	0			District Level	2	782.86


Joint Director
Crop insurance scheme Division
Directorate of Economics and Statistics



Government of Karnataka
Directorate of Economics and Statistics
Hobli Level Average Yield data for Rabi season 2017-18

S.N	District	Taluk	Insurance Unit (hobli/ GP)	GP/ HOBLI	Crop	IRR_Rf	Area_Sown_Ha	No_CCEs_Conducted	Average Yield(Kg/Ha)	Name_Of_Higher_Level	No_cce_Conducted_Higher	Higher Average Yield(Kg/Ha)
1	Davangere	Channagiri	KASABA	Hobli	Sorghum (Jowar/Great Millet)	RF	40	10	813.89			
2	Davangere	Channagiri	SANTEBENNURU-1	Hobli	Sorghum (Jowar/Great Millet)	RF	0			Taluk Level	20	1330.57
3	Davangere	Channagiri	SANTEBENNURU-2	Hobli	Sorghum (Jowar/Great Millet)	RF	68	10	1847.24			
4	Davangere	Channagiri	SANTEBENNURU-2	Hobli	SUNFLOWER	RF	180	10	1022.90			
5	Davangere	Davanagere	MAYAKONDA	Hobli	Maize (Makka)	IRR	0			District Level	77	3221.34
6	Davangere	Davanagere	KASABA	Hobli	RAGI	IRR	22	10	1339.08			
7	Davangere	Davanagere	KASABA	Hobli	Sorghum (Jowar/Great Millet)	RF	15	10	831.27			
8	Davangere	Davanagere	ANAGODU	Hobli	SUNFLOWER	IRR	0			District Level	10	1568.87
9	Davangere	Davanagere	ANAGODU	Hobli	Tomato	NS	256			Taluk Level	18	36438.78
10	Davangere	Davanagere	MAYAKONDA	Hobli	Tomato	NS	210	10	38279.14			
11	Davangere	Harapanahalli	ARASIKERI	Hobli	Bengal Gram	RF	16	10	684.58			
12	Davangere	Harapanahalli	CHIGATERI	Hobli	Bengal Gram	RF	606			Taluk Level	26	566.52
13	Davangere	Harapanahalli	KASABA	Hobli	Bengal Gram	RF	14	10	483.62			
14	Davangere	Harapanahalli	ARASIKERI	Hobli	Horse Gram (kulthi/kultha)	RF	6			Taluk Level	20	525.60
15	Davangere	Harapanahalli	CHIGATERI	Hobli	Horse Gram (kulthi/kultha)	RF	17			Taluk Level	20	525.60
16	Davangere	Harapanahalli	KASABA	Hobli	Horse Gram (kulthi/kultha)	RF	51	10	400.48			

Government of Karnataka
Directorate of Economics and Statistics
Hobli Level Average Yield data for Rabi season 2017-18

S.N	District	Taluk	Insurance Unit (hobli/ GP)	GP/ HOBLI	Crop	IRR_Rf	Area_Sown_Ha	No_CCEs_Conducted	Average Yield(Kg/Ha)	Name_Of_Higher_Level	No_cce_Conducted_Higher	Higher Average Yield(Kg/Ha)
17	Davangere	Harapanahalli	TELAGI	Hobli	Horse Gram (kulthi/kultha)	RF	18	10	650.71			
18	Davangere	Harapanahalli	CHIGATERI	Hobli	Maize (Makka)	IRR	72			Taluk Level	18	3111.49
19	Davangere	Harapanahalli	TELAGI	Hobli	Maize (Makka)	IRR	87	10	3215.50			
20	Davangere	Harapanahalli	CHIGATERI	Hobli	Maize (Makka)	RF	0			State Level	180	2153.43
21	Davangere	Harapanahalli	TELAGI	Hobli	Onion	IRR	452	10	12280.00			
22	Davangere	Harapanahalli	ARASIKERI	Hobli	RAGI	IRR	520	10	1911.61			
23	Davangere	Harapanahalli	CHIGATERI	Hobli	RAGI	IRR	497	10	1536.17			
24	Davangere	Harapanahalli	KASABA	Hobli	RAGI	IRR	504	10	1735.44			
25	Davangere	Harapanahalli	TELAGI	Hobli	RAGI	IRR	338	10	1251.40			
26	Davangere	Harapanahalli	ARASIKERI	Hobli	RAGI	RF	0			State Level	253	1399.18
27	Davangere	Harapanahalli	CHIGATERI	Hobli	Sorghum (Jowar/Great Millet)	IRR	28			Taluk Level	14	2152.78
28	Davangere	Harapanahalli	TELAGI	Hobli	Sorghum (Jowar/Great Millet)	IRR	932	10	2269.37			
29	Davangere	Harapanahalli	ARASIKERI	Hobli	Sorghum (Jowar/Great Millet)	RF	0			Taluk Level	20	1328.33
30	Davangere	Harapanahalli	CHIGATERI	Hobli	Sorghum (Jowar/Great Millet)	RF	400	10	1368.72			
31	Davangere	Harapanahalli	KASABA	Hobli	Sorghum (Jowar/Great Millet)	RF	0			Taluk Level	20	1328.33

Government of Karnataka
Directorate of Economics and Statistics
Hobli Level Average Yield data for Rabi season 2017-18

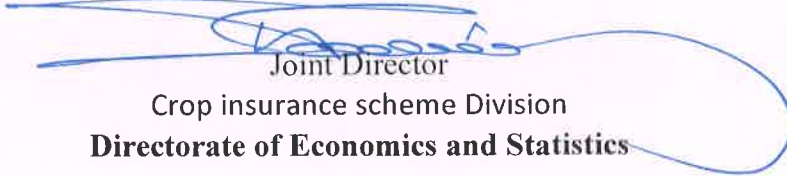
S.N	District	Taluk	Insurance Unit (hobli/ GP)	GP/ HOBLI	Crop	IRR_Rf	Area_Sown_Ha	No_CCEs_Conducted	Average Yield(Kg/Ha)	Name_Of_Higher_Level	No_cce_Conducted_Higher	Higher Average Yield(Kg/Ha)
32	Davangere	Harapanahalli	TELAGI	Hobli	Sorghum (Jowar/Great Millet)	RF	68	10	1287.94			
33	Davangere	Harapanahalli	ARASIKERI	Hobli	SUNFLOWER	RF	0			Taluk Level	15	391.56
34	Davangere	Harapanahalli	CHIGATERI	Hobli	SUNFLOWER	RF	355			Taluk Level	15	391.56
35	Davangere	Harapanahalli	TELAGI	Hobli	SUNFLOWER	RF	12			Taluk Level	15	391.56
36	Davangere	Harapanahalli	CHIGATERI	Hobli	Wheat	RF	0			State Level	934	740.94
37	Davangere	Harihar	KASABA	Hobli	Sorghum (Jowar/Great Millet)	IRR	173	10	1062.86			
38	Davangere	Harihar	KASABA	Hobli	Sorghum (Jowar/Great Millet)	RF	26	10	834.16			
39	Davangere	Harihar	KASABA	Hobli	SUNFLOWER	IRR	13			District Level	10	1568.87
40	Davangere	Harihar	KASABA	Hobli	SUNFLOWER	RF	10			District Level	29	619.90
41	Davangere	Honnali	KASABA	Hobli	Bengal Gram	RF	58			Taluk Level	4	1330.51
42	Davangere	Honnali	BELAGUTTI	Hobli	Bengal Gram	RF	35			Taluk Level	4	1330.51
43	Davangere	Honnali	SASVEHALLI-2	Hobli	Horse Gram (kulthi/kultha)	RF	0			Taluk Level	18	918.79
44	Davangere	Honnali	KASABA	Hobli	Horse Gram (kulthi/kultha)	RF	66			Taluk Level	18	918.79
45	Davangere	Honnali	GOVINAKOVI-2	Hobli	Horse Gram (kulthi/kultha)	RF	0			Taluk Level	18	918.79
46	Davangere	Honnali	GOVINAKOVI-1	Hobli	Horse Gram (kulthi/kultha)	RF	28			Taluk Level	18	918.79
47	Davangere	Honnali	BELAGUTTI	Hobli	Horse Gram (kulthi/kultha)	RF	66			Taluk Level	18	918.79

Government of Karnataka
Directorate of Economics and Statistics
Hobli Level Average Yield data for Rabi season 2017-18

S.N	District	Taluk	Insurance Unit (hobli/ GP)	GP/ HOBLI	Crop	IRR_RF	Area_Sown_Ha	No_CCEs_Conducted	Average Yield(Kg/Ha)	Name_Of_Higher_Level	No_cce_Conducted_Higher	Higher Average Yield(Kg/Ha)
48	Davangere	Honnali	KASABA	Hobli	Sorghum (Jowar/Great Millet)	RF	410	10	1100.07			
49	Davangere	Honnali	GOVINAKOVI-2	Hobli	Sorghum (Jowar/Great Millet)	RF	250	10	1291.31			
50	Davangere	Honnali	GOVINAKOVI-1	Hobli	Sorghum (Jowar/Great Millet)	RF	258	10	710.01			
51	Davangere	Honnali	BELAGUTTI	Hobli	Sorghum (Jowar/Great Millet)	RF	610	10	1446.01			
52	Davangere	Honnali	KASABA	Hobli	SUNFLOWER	IRR	12	10	1568.87			
53	Davangere	Honnali	BELAGUTTI	Hobli	SUNFLOWER	IRR	3			Taluk Level	10	1568.87
54	Davangere	Jagalur	KASABA	Hobli	Onion	IRR	540	10	9780.00			
55	Davangere	Jagalur	BILICHODU	Hobli	Onion	IRR	143			Taluk Level	29	10884.14
56	Davangere	Jagalur	SOKKE	Hobli	Onion	IRR	92	10	11724.00			
57	Davangere	Jagalur	KASABA	Hobli	RAGI	IRR	665	10	1175.67			
58	Davangere	Jagalur	BILICHODU	Hobli	RAGI	IRR	293	10	1456.46			
59	Davangere	Jagalur	SOKKE	Hobli	RAGI	IRR	126	10	763.10			
60	Davangere	Jagalur	KASABA	Hobli	Sorghum (Jowar/Great Millet)	IRR	0			District Level	24	1698.64
61	Davangere	Jagalur	SOKKE	Hobli	Sorghum (Jowar/Great Millet)	IRR	0			District Level	24	1698.64
62	Davangere	Jagalur	KASABA	Hobli	Sorghum (Jowar/Great Millet)	RF	238	10	759.09			

Government of Karnataka
Directorate of Economics and Statistics
Hobli Level Average Yield data for Rabi season 2017-18

S.N	District	Taluk	Insurance Unit (hobli/ GP)	GP/ HOBLI	Crop	IRR_RF	Area_Sown_Ha	No_CCEs_Conducted	Average Yield(Kg/Ha)	Name_Of_Higher_Level	No_cce_Conducted_Higher	Higher Average Yield(Kg/Ha)
63	Davangere	Jagalur	SOKKE	Hobli	Sorghum (Jowar/Great Millet)	RF	66	10	1016.86			
64	Davangere	Jagalur	KASABA	Hobli	SUNFLOWER	IRR	0			District Level	10	1568.87
65	Davangere	Jagalur	BILICHODU	Hobli	SUNFLOWER	IRR	0			District Level	10	1568.87
66	Davangere	Jagalur	KASABA	Hobli	SUNFLOWER	RF	0			Taluk Level	4	468.67
67	Davangere	Jagalur	BILICHODU	Hobli	SUNFLOWER	RF	32			Taluk Level	4	468.67
68	Davangere	Jagalur	SOKKE	Hobli	SUNFLOWER	RF	4			Taluk Level	4	468.67
69	Davangere	Jagalur	BILICHODU	Hobli	Tomato	NS	134			Taluk Level	9	12546.67


Joint Director
Crop insurance scheme Division
Directorate of Economics and Statistics



Government of Karnataka
Directorate of Economics and Statistics
Hobli Level Average Yield data for Rabi season 2017-18

S.N	District	Taluk	Insurance Unit (hobli/ GP)	GP/ HOBLI	Crop	IRR/ RF	Area Sown Ha	No_CCEs Conducted	Average Yield(Kg/Ha)	Name_Of_Higher_Level	No_cce Conducted Higher	Higher Average Yield(Kg/Ha)
1	Dharwad	Dharwad	AMMINABAVI	Hobli	Bengal Gram	IRR	244	10	828.22			
2	Dharwad	Dharwad	GARAGA	Hobli	Maize (Makka)	IRR	583	10	2905.11			
3	Dharwad	Dharwad	DHARAVADA	Hobli	Maize (Makka)	IRR	157	10	4831.08			
4	Dharwad	Dharwad	AMMINABAVI	Hobli	Maize (Makka)	IRR	166	10	3164.58			
5	Dharwad	Dharwad	GARAGA	Hobli	Safflower	RF	44	10	421.11			
6	Dharwad	Dharwad	AMMINABAVI	Hobli	Safflower	RF	701	10	532.39			
7	Dharwad	Dharwad	GARAGA	Hobli	Wheat	IRR	132	10	1345.58			
8	Dharwad	Dharwad	AMMINABAVI	Hobli	Wheat	IRR	276	10	1297.58			
9	Dharwad	Dharwad	GARAGA	Hobli	Wheat	RF	958			Taluk Level	24	614.21
10	Dharwad	Dharwad	DHARAVADA	Hobli	Wheat	RF	671	10	670.42			
11	Dharwad	Dharwad	AMMINABAVI	Hobli	Wheat	RF	3210	10	600.44			
12	Dharwad	Hubballi	SHIRAGUPPI	Hobli	Bengal Gram	IRR	1029	10	833.64			

Government of Karnataka
Directorate of Economics and Statistics
Hobli Level Average Yield data for Rabi season 2017-18

S.N	District	Taluk	Insurance Unit (hobli/ GP)	GP/ HOBLI	Crop	IRR_Rf	Area_Sown_Ha	No_CCEs_Conducted	Average Yield(Kg/Ha)	Name_Of_Higher_Level	No_cce_Conducted_Higher	Higher Average Yield(Kg/Ha)
13	Dharwad	Hubballi	HUBBALLI	Hobli	Bengal Gram	RF	3097	10	431.73			
14	Dharwad	Hubballi	CHABBI	Hobli	Bengal Gram	RF	467	10	461.93			
15	Dharwad	Hubballi	SHIRAGUPPI	Hobli	Bengal Gram	RF	12095	10	617.49			
16	Dharwad	Hubballi	HUBBALLI	Hobli	Horse Gram (kulthi/kultha)	RF	31			Taluk Level	12	357.61
17	Dharwad	Hubballi	CHABBI	Hobli	Horse Gram (kulthi/kultha)	RF	92			Taluk Level	12	357.61
18	Dharwad	Hubballi	HUBBALLI	Hobli	Maize (Makka)	IRR	197	10	3662.77			
19	Dharwad	Hubballi	CHABBI	Hobli	Maize (Makka)	IRR	268	10	2208.27			
20	Dharwad	Hubballi	SHIRAGUPPI	Hobli	Maize (Makka)	IRR	103	10	1323.11			
21	Dharwad	Hubballi	HUBBALLI	Hobli	Maize (Makka)	RF	0			State Level	180	2153.43
22	Dharwad	Hubballi	CHABBI	Hobli	Maize (Makka)	RF	0			State Level	180	2153.43
23	Dharwad	Hubballi	HUBBALLI	Hobli	Safflower	RF	177	10	979.94			
24	Dharwad	Hubballi	CHABBI	Hobli	Safflower	RF	107	10	570.87			
25	Dharwad	Hubballi	SHIRAGUPPI	Hobli	Safflower	RF	1978	10	652.21			

Government of Karnataka
Directorate of Economics and Statistics
Hobli Level Average Yield data for Rabi season 2017-18

S.N	District	Taluk	Insurance Unit (hobli/ GP)	GP/ HOBLI	Crop	IRR_Rf	Area_Sown_Ha	No_CCEs_Conducted	Average Yield(Kg/Ha)	Name_Of_Higher_Level	No_cce_Conducted_Higher	Higher Average Yield(Kg/Ha)
26	Dharwad	Hubballi	HUBBALLI	Hobli	Sorghum (Jowar/Great Millet)	IRR	53	10	1188.37			
27	Dharwad	Hubballi	SHIRAGUPPI	Hobli	Sorghum (Jowar/Great Millet)	IRR	351			Taluk Level	18	1125.26
28	Dharwad	Hubballi	SHIRAGUPPI	Hobli	SUNFLOWER	RF	715			Taluk Level	7	193.91
29	Dharwad	Hubballi	SHIRAGUPPI	Hobli	Wheat	IRR	524	10	1246.20			
30	Dharwad	Hubballi	HUBBALLI	Hobli	Wheat	RF	676	10	512.90			
31	Dharwad	Hubballi	CHABBI	Hobli	Wheat	RF	419	10	663.88			
32	Dharwad	Hubballi	SHIRAGUPPI	Hobli	Wheat	RF	5058	10	458.91			
33	Dharwad	Kalgatigi	KALAGHATAGI	Hobli	Bengal Gram	RF	3			Taluk Level	12	538.83
34	Dharwad	Kalgatigi	DHUMMAVADA	Hobli	Bengal Gram	RF	185	10	531.77			
35	Dharwad	Kalgatigi	KALAGHATAGI	Hobli	Green Gram (Moong Bean/ Moong)	RF	513	10	205.44			
36	Dharwad	Kalgatigi	TABAKADAHONNI HALLI	Hobli	Green Gram (Moong Bean/ Moong)	RF	781	10	103.07			
37	Dharwad	Kalgatigi	DHUMMAVADA	Hobli	Green Gram (Moong Bean/ Moong)	RF	180			Taluk Level	28	164.93
38	Dharwad	Kalgatigi	KALAGHATAGI	Hobli	Horse Gram (kulthi/kultha)	RF	14			Taluk Level	23	447.51
39	Dharwad	Kalgatigi	TABAKADAHONNI HALLI	Hobli	Horse Gram (kulthi/kultha)	RF	390	10	430.78			
40	Dharwad	Kalgatigi	DHUMMAVADA	Hobli	Horse Gram (kulthi/kultha)	RF	170			Taluk Level	23	447.51

Government of Karnataka
Directorate of Economics and Statistics
Hobli Level Average Yield data for Rabi season 2017-18


S.N	District	Taluk	Insurance Unit (hobli/ GP)	GP/ HOBLI	Crop	IRR_Rf	Area_Sown_Ha	No_CCEs_Conducted	Average Yield(Kg/Ha)	Name_Of_Higher_Level	No_cce_Conducted_Higher	Higher Average Yield(Kg/Ha)
41	Dharwad	Kalgatigi	KALAGHATAGI	Hobli	Maize (Makka)	IRR	160			Taluk Level	29	4767.74
42	Dharwad	Kalgatigi	TABAKADAHONNI HALLI	Hobli	Maize (Makka)	IRR	356	10	4909.41			
43	Dharwad	Kalgatigi	DHUMMAVADA	Hobli	Maize (Makka)	IRR	199	10	5236.44			
44	Dharwad	Kalgatigi	KALAGHATAGI	Hobli	Maize (Makka)	RF	0			State Level	180	2153.43
45	Dharwad	Kalgatigi	TABAKADAHONNI HALLI	Hobli	Maize (Makka)	RF	0			State Level	180	2153.43
46	Dharwad	Kalgatigi	DHUMMAVADA	Hobli	Maize (Makka)	RF	0			State Level	180	2153.43
47	Dharwad	Kalgatigi	TABAKADAHONNI HALLI	Hobli	Sorghum (Jowar/Great Millet)	IRR	105	10	877.67			
48	Dharwad	Kalgatigi	DHUMMAVADA	Hobli	Sorghum (Jowar/Great Millet)	IRR	15	10	615.08			
49	Dharwad	Kundgol	KUNDAGOLA(H)	Hobli	COTTON(Non Irrigated)	RF			136.44			
50	Dharwad	Kundgol	SANSHI(H)	Hobli	COTTON(Non Irrigated)	RF			157.13			
51	Dharwad	Kundgol	KUNDAGOLA	Hobli	Horse Gram (kulthi/kultha)	RF	23			Taluk Level	8	293.47
52	Dharwad	Kundgol	SANSHI	Hobli	Horse Gram (kulthi/kultha)	RF	41			Taluk Level	8	293.47
53	Dharwad	Kundgol	SANSHI	Hobli	Maize (Makka)	RF	0			State Level	180	2153.43
54	Dharwad	Kundgol	KUNDAGOLA	Hobli	Safflower	RF	1086	10	566.53			

Government of Karnataka
Directorate of Economics and Statistics
Hobli Level Average Yield data for Rabi season 2017-18

S.N	District	Taluk	Insurance Unit (hobli/ GP)	GP/ HOBLI	Crop	IRR_Rf	Area_Sown_Ha	No_CCEs_Conducted	Average Yield(Kg/Ha)	Name_Of_Higher_Level	No_cce_Conducted_Higher	Higher Average Yield(Kg/Ha)
55	Dharwad	Kundgol	SANSHI	Hobli	Safflower	RF	1526	10	702.68			
56	Dharwad	Kundgol	SANSHI	Hobli	SUNFLOWER	RF	262			Taluk Level	8	223.82
57	Dharwad	Kundgol	KUNDAGOLA	Hobli	Wheat	RF	3714	10	474.11			
58	Dharwad	Kundgol	SANSHI	Hobli	Wheat	RF	2975	10	607.03			
59	Dharwad	Navalgund	MORABA	Hobli	Bengal Gram	IRR	5808	10	868.10			
60	Dharwad	Navalgund	ANNIGERI	Hobli	Bengal Gram	IRR	1620	10	854.24			
61	Dharwad	Navalgund	ANNIGERI(H)	Hobli	COTTON(Non Irrigated)	RF						39.20
62	Dharwad	Navalgund	MORABA	Hobli	Maize (Makka)	IRR	68	10	2465.47			
63	Dharwad	Navalgund	MORABA	Hobli	Safflower	RF	1041	10	639.02			
64	Dharwad	Navalgund	ANNIGERI	Hobli	Safflower	RF	1383			Taluk Level	19	717.26
65	Dharwad	Navalgund	MORABA	Hobli	Sorghum (Jowar/Great Millet)	IRR	3140	10	1400.93			
66	Dharwad	Navalgund	ANNIGERI	Hobli	Sorghum (Jowar/Great Millet)	IRR	668	10	996.33			
67	Dharwad	Navalgund	MORABA	Hobli	SUNFLOWER	IRR	537	10	509.99			
68	Dharwad	Navalgund	ANNIGERI	Hobli	SUNFLOWER	IRR	36	10	453.37			
69	Dharwad	Navalgund	MORABA	Hobli	SUNFLOWER	RF	461	10	400.39			
70	Dharwad	Navalgund	ANNIGERI	Hobli	SUNFLOWER	RF	838			Taluk Level	16	356.47

Government of Karnataka
Directorate of Economics and Statistics
Hobli Level Average Yield data for Rabi season 2017-18

S.N	District	Taluk	Insurance Unit (hobli/ GP)	GP/ HOBLI	Crop	IRR_Rf	Area_Sown_Ha	No_CCEs_Conducted	Average Yield(Kg/Ha)	Name_Of_Higher_Level	No_cce_Conducted_Higher	Higher Average Yield(Kg/Ha)
71	Dharwad	Navalgund	MORABA	Hobli	Wheat	IRR	4825	10	965.92			
72	Dharwad	Navalgund	ANNIGERI	Hobli	Wheat	IRR	776	10	768.09			
73	Dharwad	Navalgund	MORABA	Hobli	Wheat	RF	4783	10	578.00			
74	Dharwad	Navalgund	ANNIGERI	Hobli	Wheat	RF	6779	10	396.45			


 Joint Director
 Crop insurance scheme Division
 Directorate of Economics and Statistics



Government of Karnataka
Directorate of Economics and Statistics
Hobli Level Average Yield data for Rabi season 2017-18

S.N	District	Taluk	Insurance Unit (hobli/ GP)	GP/ HOBLI	Crop	IRR_Rf	Area Sown_Ha	No_CCEs_Conducted	Average Yield(Kg/Ha)	Name_Of_Higher_Level	No_cce_Conducted_Higher	Higher Average Yield(Kg/Ha)
1	Gadag	Gadag	BETAGERI(H)	Hobli	COTTON(Non Irrigated)	RF			88.24			
2	Gadag	Gadag	GADAGA(H)	Hobli	COTTON(Non Irrigated)	RF			119.47			
3	Gadag	Gadag	GADAGA	Hobli	Horse Gram (kulthi/kultha)	RF	82	10	491.32			
4	Gadag	Gadag	BETAGERI	Hobli	Linseed	RF	13			Taluk Level	2	438.68
5	Gadag	Gadag	GADAGA	Hobli	Safflower	RF	244	10	864.69			
6	Gadag	Gadag	BETAGERI	Hobli	Safflower	RF	638	10	554.01			
7	Gadag	Gadag	GADAGA	Hobli	SUNFLOWER	IRR	3			Taluk Level	7	455.69
8	Gadag	Gadag	BETAGERI	Hobli	SUNFLOWER	IRR	16			Taluk Level	7	455.69
9	Gadag	Gadag	GADAGA	Hobli	SUNFLOWER	RF	2986			Taluk Level	18	293.79
10	Gadag	Gadag	BETAGERI	Hobli	SUNFLOWER	RF	1993	10	273.26			
11	Gadag	Gadag	GADAGA	Hobli	Wheat	IRR	72	10	950.40			
12	Gadag	Gadag	BETAGERI	Hobli	Wheat	IRR	90	10	865.28			
13	Gadag	Gadag	GADAGA	Hobli	Wheat	RF	1932	10	398.55			
14	Gadag	Gadag	BETAGERI	Hobli	Wheat	RF	3651	10	325.20			
15	Gadag	Gajendragad	NAREGALLA(H)	Hobli	COTTON(Non Irrigated)	RF			132.17			
16	Gadag	Gajendragad	NAREGALLA	Hobli	Horse Gram (kulthi/kultha)	RF	264	10	511.46			

Government of Karnataka
Directorate of Economics and Statistics
Hobli Level Average Yield data for Rabi season 2017-18

S.N	District	Taluk	Insurance Unit (hobli/ GP)	GP/ HOBLI	Crop	IRR_Rf	Area_Sown_Ha	No_CCEs_Conducted	Average Yield(Kg/Ha)	Name_Of_Higher_Level	No_cce_Conducted_Higher	Higher Average Yield(Kg/Ha)
17	Gadag	Gajendragad	NAREGALLA	Hobli	Safflower	RF	263	10	253.51			
18	Gadag	Gajendragad	NAREGALLA	Hobli	Sorghum (Jowar/Great Millet)	IRR	12			Taluk Level	5	693.64
19	Gadag	Gajendragad	NAREGALLA	Hobli	SUNFLOWER	IRR	24			Taluk Level	8	263.99
20	Gadag	Gajendragad	NAREGALLA	Hobli	SUNFLOWER	RF	1859			Taluk Level	8	231.62
21	Gadag	Gajendragad	NAREGALLA	Hobli	Wheat	IRR	239	10	852.74			
22	Gadag	Gajendragad	NAREGALLA	Hobli	Wheat	RF	839	10	635.45			
23	Gadag	Lakshmeshwar	LAKSHMESHVAR A	Hobli	Bengal Gram	IRR	34	10	367.10			
24	Gadag	Lakshmeshwar	LAKSHMESHVAR A(H)	Hobli	COTTON(Non Irrigated)	RF			111.07			
25	Gadag	Lakshmeshwar	LAKSHMESHVAR A	Hobli	Horse Gram (kulthi/kultha)	RF	295	10	386.99			
26	Gadag	Lakshmeshwar	LAKSHMESHVAR A	Hobli	Maize (Makka)	IRR	54	10	1760.49			
27	Gadag	Lakshmeshwar	LAKSHMESHVAR A	Hobli	Safflower	RF	223	10	290.61			
28	Gadag	Lakshmeshwar	LAKSHMESHVAR A	Hobli	Sorghum (Jowar/Great Millet)	IRR	24	10	701.06			
29	Gadag	Lakshmeshwar	LAKSHMESHVAR A	Hobli	SUNFLOWER	IRR	3			Taluk Level	4	284.35
30	Gadag	Lakshmeshwar	LAKSHMESHVAR A	Hobli	SUNFLOWER	RF	4987			Taluk Level	6	412.51
31	Gadag	Lakshmeshwar	LAKSHMESHVAR A	Hobli	Wheat	IRR	1266	10	675.61			
32	Gadag	Lakshmeshwar	LAKSHMESHVAR A	Hobli	Wheat	RF	448	10	173.62			

Government of Karnataka
Directorate of Economics and Statistics
Hobli Level Average Yield data for Rabi season 2017-18

S.N	District	Taluk	Insurance Unit (hobli/ GP)	GP/ HOBLI	Crop	IRR_ RF	Area_ Sown_ Ha	No_ CCEs_ Conducted	Average Yield(Kg/Ha)	Name_Of_ Higher_ Level	No_ cce Conducted_ Higher	Higher Average Yield(Kg/Ha)
33	Gadag	Mundargi	MUNDARAGI	Hobli	Bengal Gram	IRR	249			Taluk Level	18	447.55
34	Gadag	Mundargi	DAMBALA	Hobli	Bengal Gram	IRR	125	10	425.93			
35	Gadag	Mundargi	DAMBALA(H)	Hobli	COTTON(Irrigated)	IRR			171.47			
36	Gadag	Mundargi	MUNDARAGI(H)	Hobli	COTTON(Irrigated)	IRR			292.90			
37	Gadag	Mundargi	DAMBALA(H)	Hobli	COTTON(Non Irrigated)	RF			109.82			
38	Gadag	Mundargi	MUNDARAGI(H)	Hobli	COTTON(Non Irrigated)	RF						132.42
39	Gadag	Mundargi	MUNDARAGI	Hobli	Horse Gram (kulthi/kultha)	RF	140	10	443.78			
40	Gadag	Mundargi	DAMBALA	Hobli	Horse Gram (kulthi/kultha)	RF	80			Taluk Level	18	440.24
41	Gadag	Mundargi	MUNDARAGI	Hobli	Maize (Makka)	IRR	1050			Taluk Level	18	2556.37
42	Gadag	Mundargi	DAMBALA	Hobli	Maize (Makka)	IRR	1325	10	1873.58			
43	Gadag	Mundargi	MUNDARAGI	Hobli	Maize (Makka)	RF	9			Taluk Level	10	1154.62
44	Gadag	Mundargi	DAMBALA	Hobli	Maize (Makka)	RF	27			Taluk Level	10	1154.62
45	Gadag	Mundargi	MUNDARAGI	Hobli	Onion	IRR	21			Taluk Level	8	10965.00
46	Gadag	Mundargi	DAMBALA	Hobli	Safflower	RF	99	10	253.05			
47	Gadag	Mundargi	MUNDARAGI	Hobli	Sorghum (Jowar/Great Millet)	IRR	444	10	849.39			
48	Gadag	Mundargi	DAMBALA	Hobli	Sorghum (Jowar/Great Millet)	IRR	312	10	981.62			

Government of Karnataka
Directorate of Economics and Statistics
Hobli Level Average Yield data for Rabi season 2017-18

S.N	District	Taluk	Insurance Unit (hobli/ GP)	GP/ HOBLI	Crop	IRR_Rf	Area_Sown_Ha	No_CCEs_Conducted	Average Yield(Kg/Ha)	Name_Of_Higher_Level	No_cce_Conducted_Higher	Higher Average Yield(Kg/Ha)
49	Gadag	Mundargi	MUNDARAGI	Hobli	SUNFLOWER	IRR	18			Taluk Level	10	827.29
50	Gadag	Mundargi	DAMBALA	Hobli	SUNFLOWER	IRR	12			Taluk Level	10	827.29
51	Gadag	Mundargi	MUNDARAGI	Hobli	SUNFLOWER	RF	7			Taluk Level	12	252.40
52	Gadag	Mundargi	DAMBALA	Hobli	SUNFLOWER	RF	1994			Taluk Level	12	252.40
53	Gadag	Mundargi	MUNDARAGI	Hobli	Wheat	IRR	77	10	393.77			
54	Gadag	Mundargi	DAMBALA	Hobli	Wheat	IRR	283			Taluk Level	19	617.28
55	Gadag	Mundargi	MUNDARAGI	Hobli	Wheat	RF	245			Taluk Level	18	279.68
56	Gadag	Mundargi	DAMBALA	Hobli	Wheat	RF	1184	10	287.94			
57	Gadag	Naragund	NARAGUNDA	Hobli	Bengal Gram	RF	1003	10	470.80			
58	Gadag	Naragund	KONNURA	Hobli	Bengal Gram	RF	678	10	417.66			
59	Gadag	Naragund	KONNURA	Hobli	Linseed	RF	0			District Level	2	438.68
60	Gadag	Naragund	NARAGUNDA	Hobli	Maize (Makka)	IRR	3			Taluk Level	12	3699.35
61	Gadag	Naragund	KONNURA	Hobli	Maize (Makka)	IRR	88	10	3688.42			
62	Gadag	Naragund	NARAGUNDA	Hobli	Safflower	RF	89	10	844.21			
63	Gadag	Naragund	NARAGUNDA	Hobli	Sorghum (Jowar/Great Millet)	RF	631	10	794.48			
64	Gadag	Naragund	KONNURA	Hobli	Sorghum (Jowar/Great Millet)	RF	664	10	449.90			

Government of Karnataka
Directorate of Economics and Statistics
Hobli Level Average Yield data for Rabi season 2017-18

S.N	District	Taluk	Insurance Unit (hobli/ GP)	GP/ HOBLI	Crop	IRR_RF	Area_Sown_Ha	No_CCEs_Conducted	Average Yield(Kg/Ha)	Name_Of_Higher_Level	No_cce Conducted_Higher	Higher Average Yield(Kg/Ha)
65	Gadag	Naragund	NARAGUNDA	Hobli	SUNFLOWER	IRR	422	10	721.84			
66	Gadag	Naragund	KONNURA	Hobli	SUNFLOWER	IRR	296	10	776.00			
67	Gadag	Naragund	NARAGUNDA	Hobli	SUNFLOWER	RF	0			Taluk Level	4	323.74
68	Gadag	Naragund	KONNURA	Hobli	SUNFLOWER	RF	7			Taluk Level	4	323.74
69	Gadag	Naragund	NARAGUNDA	Hobli	Wheat	IRR	3510	10	754.62			
70	Gadag	Naragund	KONNURA	Hobli	Wheat	IRR	1490	10	1071.06			
71	Gadag	Naragund	NARAGUNDA	Hobli	Wheat	RF	336	10	599.65			
72	Gadag	Naragund	KONNURA	Hobli	Wheat	RF	239	10	273.16			
73	Gadag	Ron	RONA	Hobli	Bengal Gram	IRR	1			Taluk Level	12	619.78
74	Gadag	Ron	HOLEALURA	Hobli	Bengal Gram	IRR	44	10	662.85			
75	Gadag	Ron	RONA(H)	Hobli	COTTON(Non Irrigated)	RF			111.03			
76	Gadag	Ron	RONA	Hobli	Horse Gram (kulthi/kultha)	RF	25			Taluk Level	6	466.45
77	Gadag	Ron	RONA	Hobli	Safflower	RF	369	10	519.09			
78	Gadag	Ron	HOLEALURA	Hobli	Safflower	RF	189	10	516.72			
79	Gadag	Ron	HOLEALURA	Hobli	Sorghum (Jowar/Great Millet)	IRR	45	10	622.91			
80	Gadag	Ron	RONA	Hobli	SUNFLOWER	IRR	1			Taluk Level	10	567.31

Government of Karnataka
Directorate of Economics and Statistics
Hobli Level Average Yield data for Rabi season 2017-18

S.N	District	Taluk	Insurance Unit (hobli/ GP)	GP/ HOBLI	Crop	IRR_ RF	Area_ Sown_ Ha	No_ CCEs_ Conducted	Average Yield(Kg/Ha)	Name_Of_ Higher_ Level	No_ cce_ Conducted_ Higher	Higher Average Yield(Kg/Ha)
81	Gadag	Ron	HOLEALURA	Hobli	SUNFLOWER	IRR	20			Taluk Level	10	567.31
82	Gadag	Ron	RONA	Hobli	SUNFLOWER	RF	1942			Taluk Level	15	371.84
83	Gadag	Ron	HOLEALURA	Hobli	SUNFLOWER	RF	2478			Taluk Level	15	371.84
84	Gadag	Ron	RONA	Hobli	Wheat	IRR	263	10	667.77			
85	Gadag	Ron	HOLEALURA	Hobli	Wheat	IRR	150	10	506.84			
86	Gadag	Ron	RONA	Hobli	Wheat	RF	439			Taluk Level	18	356.64
87	Gadag	Ron	HOLEALURA	Hobli	Wheat	RF	760	10	404.95			
88	Gadag	Shirahatti	SHIRAHATTI	Hobli	Bengal Gram	IRR	49	10	307.07			
89	Gadag	Shirahatti	SHIRAHATTI(H)	Hobli	COTTON(Non Irrigated)	RF						192.71
90	Gadag	Shirahatti	SHIRAHATTI	Hobli	Horse Gram (kulthi/kultha)	RF	300			Taluk Level	7	578.49
91	Gadag	Shirahatti	SHIRAHATTI	Hobli	Maize (Makka)	IRR	64	10	2441.09			
92	Gadag	Shirahatti	SHIRAHATTI	Hobli	Maize (Makka)	RF	182			Taluk Level	5	1920.39
93	Gadag	Shirahatti	SHIRAHATTI	Hobli	Sorghum (Jowar/Great Millet)	IRR	61			Taluk Level	8	495.67
94	Gadag	Shirahatti	SHIRAHATTI	Hobli	SUNFLOWER	IRR	4			Taluk Level	6	739.92
95	Gadag	Shirahatti	SHIRAHATTI	Hobli	SUNFLOWER	RF	3299			Taluk Level	7	233.80
96	Gadag	Shirahatti	SHIRAHATTI	Hobli	Wheat	IRR	519	10	757.12			

Government of Karnataka
Directorate of Economics and Statistics
Hobli Level Average Yield data for Rabi season 2017-18

S.N	District	Taluk	Insurance Unit (hobli/ GP)	GP/ HOBLI	Crop	IRR_ RF	Area_ Sown _Ha	No_CCEs_ Conducted	Average Yield(Kg/Ha)	Name_Of_ Higher_Le vel	No_cce Conducted_ Higher	Higher Average Yield(Kg/Ha)
97	Gadag	Shirahatti	SHIRAHATTI	Hobli	Wheat	RF	10			Taluk Level	8	279.67


Joint Director

Crop insurance scheme Division
Directorate of Economics and Statistics

Government of Karnataka
Directorate of Economics and Statistics
Hobli Level Average Yield data for Rabi season 2017-18

S.N	District	Taluk	Insurance Unit (hobli/ GP)	GP/ HOBLI	Crop	IRR_Rf	Area_Sown_Ha	No_CCEs_Conducted	Average Yield(Kg/Ha)	Name_Of_Higher_Level	No_cce_Conducted_Higher	Higher Average Yield(Kg/Ha)
1	Hasan	Arkalgud	DODDAMAGGE	Hobli	Bengal Gram	RF				Taluk Level	8	915.07
2	Hasan	Arkalgud	RAMANATHAPUR A	Hobli	Bengal Gram	RF				Taluk Level	8	915.07
3	Hasan	Arkalgud	MALLIPATTANA	Hobli	Bengal Gram	RF				Taluk Level	8	915.07
4	Hasan	Arkalgud	KONANURU	Hobli	Bengal Gram	RF				Taluk Level	8	915.07
5	Hasan	Arkalgud	RAMANATHAPUR A	Hobli	Horse Gram (kulthi/kultha)	RF				District Level	40	507.84
6	Hasan	Arkalgud	MALLIPATTANA	Hobli	Horse Gram (kulthi/kultha)	RF				District Level	40	507.84
7	Hasan	Arkalgud	KASABA	Hobli	Horse Gram (kulthi/kultha)	RF				District Level	40	507.84
8	Hasan	Arkalgud	KONANURU	Hobli	Horse Gram (kulthi/kultha)	RF				District Level	40	507.84
9	Hasan	Arkalgud	DODDAMAGGE	Hobli	Horse Gram (kulthi/kultha)	RF				District Level	40	507.84
10	Hasan	Arkalgud	RAMANATHAPUR A	Hobli	Maize (Makka)	RF				Taluk Level	4	2425.81
11	Hasan	Arkalgud	KONANURU	Hobli	Maize (Makka)	RF				Taluk Level	4	2425.81
12	Hasan	Arkalgud	RAMANATHAPUR A	Hobli	PADDY	IRR				State Level	1037	3966.75
13	Hasan	Arkalgud	MALLIPATTANA	Hobli	PADDY	IRR				State Level	1037	3966.75
14	Hasan	Arkalgud	KASABA	Hobli	PADDY	IRR				State Level	1037	3966.75
15	Hasan	Arkalgud	KONANURU	Hobli	PADDY	IRR				State Level	1037	3966.75
16	Hasan	Arkalgud	DODDAMAGGE	Hobli	PADDY	IRR				State Level	1037	3966.75

Government of Karnataka
Directorate of Economics and Statistics
Hobli Level Average Yield data for Rabi season 2017-18

S.N	District	Taluk	Insurance Unit (hobli/ GP)	GP/ HOBLI	Crop	IRR_Rf	Area_Sown_Ha	No_CCEs_Conducted	Average Yield(Kg/Ha)	Name_Of_Higher_Level	No_cce_Conducted_Higher	Higher Average Yield(Kg/Ha)
17	Hasan	Arkalgud	KONANURU	Hobli	RAGI	RF				Taluk Level	2	1154.49
18	Hasan	Arkalgud	DODDAMAGGE	Hobli	RAGI	RF				Taluk Level	2	1154.49
19	Hasan	Arkalgud	MALLIPATTANA	Hobli	RAGI	RF				Taluk Level	2	1154.49
20	Hasan	Arkalgud	RAMANATHAPUR A	Hobli	RAGI	RF				Taluk Level	2	1154.49
21	Hasan	Arkalgud	KASABA	Hobli	RAGI	RF				Taluk Level	2	1154.49
22	Hasan	Arsikere	KASABA	Hobli	Horse Gram (kulthi/kultha)	RF				Taluk Level	12	401.55
23	Hasan	Arsikere	BANAVARA	Hobli	Horse Gram (kulthi/kultha)	RF				Taluk Level	12	401.55
24	Hasan	Arsikere	KANAKATTE	Hobli	Horse Gram (kulthi/kultha)	RF				Taluk Level	12	401.55
25	Hasan	Arsikere	GANDASI	Hobli	Horse Gram (kulthi/kultha)	RF				Taluk Level	12	401.55
26	Hasan	Arsikere	JAVAGAL	Hobli	Horse Gram (kulthi/kultha)	RF				Taluk Level	12	401.55
27	Hasan	Arsikere	GANDASI	Hobli	Maize (Makka)	IRR				Taluk Level	4	2974.14
28	Hasan	Arsikere	JAVAGAL	Hobli	Maize (Makka)	RF				District Level	22	2590.70
29	Hasan	Arsikere	BANAVARA	Hobli	Maize (Makka)	RF				District Level	22	2590.70
30	Hasan	Arsikere	GANDASI	Hobli	Maize (Makka)	RF				District Level	22	2590.70
31	Hasan	Arsikere	JAVAGAL	Hobli	RAGI	RF				District Level	30	1239.98

Government of Karnataka
Directorate of Economics and Statistics
Hobli Level Average Yield data for Rabi season 2017-18

S.N	District	Taluk	Insurance Unit (hobli/ GP)	GP/ HOBLI	Crop	IRR_ RF	Area_ Sown_ Ha	No_ CCEs_ Conducted	Average Yield(Kg/Ha)	Name_Of_ Higher_ Level	No_ cce Conducted_ Higher	Higher Average Yield(Kg/Ha)
32	Hasan	Arsikere	KASABA	Hobli	RAGI	RF				District Level	30	1239.98
33	Hasan	Arsikere	KANAKATTE	Hobli	RAGI	RF				District Level	30	1239.98
34	Hasan	Arsikere	GANDASI	Hobli	RAGI	RF				District Level	30	1239.98
35	Hasan	Arsikere	BANAVARA	Hobli	RAGI	RF				District Level	30	1239.98
36	Hasan	Arsikere	GANDASI	Hobli	Sorghum (Jowar/Great Millet)	RF				Taluk Level	6	1030.89
37	Hasan	Arsikere	BANAVARA	Hobli	Sorghum (Jowar/Great Millet)	RF				Taluk Level	6	1030.89
38	Hasan	Arsikere	KANAKATTE	Hobli	Sorghum (Jowar/Great Millet)	RF				Taluk Level	6	1030.89
39	Hasan	Arsikere	KASABA	Hobli	Sorghum (Jowar/Great Millet)	RF				Taluk Level	6	1030.89
40	Hasan	Arsikere	JAVAGAL	Hobli	Sorghum (Jowar/Great Millet)	RF				Taluk Level	6	1030.89
41	Hasan	Belur	HALEBEEDU	Hobli	Bengal Gram	RF				Taluk Level	2	872.29
42	Hasan	Belur	HALEBEEDU	Hobli	Horse Gram (kulthi/kultha)	RF				Taluk Level	6	705.68
43	Hasan	Belur	BIKKODU	Hobli	Horse Gram (kulthi/kultha)	RF				Taluk Level	6	705.68
44	Hasan	Belur	MADEEHALLI	Hobli	Horse Gram (kulthi/kultha)	RF				Taluk Level	6	705.68
45	Hasan	Belur	KASABA	Hobli	Horse Gram (kulthi/kultha)	RF				Taluk Level	6	705.68
46	Hasan	Belur	HALEBEEDU	Hobli	Maize (Makka)	IRR				Taluk Level	4	3030.44

Government of Karnataka
Directorate of Economics and Statistics
Hobli Level Average Yield data for Rabi season 2017-18

S.N	District	Taluk	Insurance Unit (hobli/ GP)	GP/ HOBLI	Crop	IRR_Rf	Area_Sown_Ha	No_CCEs_Conducted	Average Yield(Kg/Ha)	Name_Of_Higher_Level	No_cce_Conducted_Higher	Higher Average Yield(Kg/Ha)
47	Hasan	Belur	MADEEHALLI	Hobli	Maize (Makka)	IRR				Taluk Level	4	3030.44
48	Hasan	Belur	KASABA	Hobli	Maize (Makka)	IRR				Taluk Level	4	3030.44
49	Hasan	Belur	KASABA	Hobli	Maize (Makka)	RF				Taluk Level	4	3392.59
50	Hasan	Belur	HALEBEEDU	Hobli	Maize (Makka)	RF				Taluk Level	4	3392.59
51	Hasan	Chanrayapatna	BAGURU	Hobli	Bengal Gram	RF				Taluk Level	6	810.82
52	Hasan	Chanrayapatna	DANDIGANAHALLI	Hobli	Bengal Gram	RF				Taluk Level	6	810.82
53	Hasan	Chanrayapatna	NUGGEHALLI	Hobli	Bengal Gram	RF				Taluk Level	6	810.82
54	Hasan	Chanrayapatna	DANDIGANAHALLI	Hobli	Horse Gram (kulthi/kultha)	RF				Taluk Level	14	508.75
55	Hasan	Chanrayapatna	KASABA	Hobli	Horse Gram (kulthi/kultha)	RF				Taluk Level	14	508.75
56	Hasan	Chanrayapatna	HIREESAVE	Hobli	Horse Gram (kulthi/kultha)	RF				Taluk Level	14	508.75
57	Hasan	Chanrayapatna	BAGURU	Hobli	Horse Gram (kulthi/kultha)	RF				Taluk Level	14	508.75
58	Hasan	Chanrayapatna	NUGGEHALLI	Hobli	Horse Gram (kulthi/kultha)	RF				Taluk Level	14	508.75
59	Hasan	Chanrayapatna	SHRAVANABELA GOLA	Hobli	Horse Gram (kulthi/kultha)	RF				Taluk Level	14	508.75
60	Hasan	Chanrayapatna	NUGGEHALLI	Hobli	RAGI	RF				District Level	30	1239.98
61	Hasan	Chanrayapatna	BAGURU	Hobli	RAGI	RF				District Level	30	1239.98

Government of Karnataka
Directorate of Economics and Statistics
Hobli Level Average Yield data for Rabi season 2017-18


S.N	District	Taluk	Insurance Unit (hobli/ GP)	GP/ HOBLI	Crop	IRR_Rf	Area_Sown_Ha	No_CCEs_Conducted	Average Yield(Kg/Ha)	Name_Of_Higher_Level	No_cce Conducted_Higher	Higher Average Yield(Kg/Ha)
62	Hasan	Chanrayapatna	SHRAVANABELA GOLA	Hobli	RAGI	RF				District Level	30	1239.98
63	Hasan	Chanrayapatna	KASABA	Hobli	RAGI	RF				District Level	30	1239.98
64	Hasan	Chanrayapatna	HIREESAVE	Hobli	RAGI	RF				District Level	30	1239.98
65	Hasan	Chanrayapatna	DANDIGANAHALL I	Hobli	RAGI	RF				District Level	30	1239.98
66	Hasan	Chanrayapatna	NUGGEHALLI	Hobli	Sorghum (Jowar/Great Millet)	RF				District Level	6	1030.89
67	Hasan	Hassan	SHANTIGRAMA	Hobli	Horse Gram (kulthi/kultha)	RF				District Level	40	507.84
68	Hasan	Hassan	KASABA	Hobli	Horse Gram (kulthi/kultha)	RF				District Level	40	507.84
69	Hasan	Hassan	KATTAYA	Hobli	Horse Gram (kulthi/kultha)	RF				District Level	40	507.84
70	Hasan	Hassan	DUDDA	Hobli	Horse Gram (kulthi/kultha)	RF				District Level	40	507.84
71	Hasan	Hassan	SALAGAME	Hobli	Horse Gram (kulthi/kultha)	RF				District Level	40	507.84
72	Hasan	Hassan	DUDDA	Hobli	Maize (Makka)	IRR		10	6593.53			
73	Hasan	Hassan	SALAGAME	Hobli	Maize (Makka)	IRR		10	5488.28			
74	Hasan	Hassan	SHANTIGRAMA	Hobli	Maize (Makka)	IRR				Taluk Level	46	5802.99
75	Hasan	Hassan	KATTAYA	Hobli	Maize (Makka)	IRR		10	5548.20			
76	Hasan	Hassan	KASABA	Hobli	Maize (Makka)	IRR		10	5347.91			
77	Hasan	Hassan	KATTAYA	Hobli	Maize (Makka)	RF				District Level	22	2590.70

Government of Karnataka
Directorate of Economics and Statistics
Hobli Level Average Yield data for Rabi season 2017-18

S.N	District	Taluk	Insurance Unit (hobli/ GP)	GP/ HOBLI	Crop	IRR_RF	Area_Sown_Ha	No_CCEs_Conducted	Average Yield(Kg/Ha)	Name_Of_Higher_Level	No_cce_Conducted_Higher	Higher Average Yield(Kg/Ha)
78	Hasan	Hassan	SALAGAME	Hobli	Maize (Makka)	RF				District Level	22	2590.70
79	Hasan	Hassan	DUDDA	Hobli	Maize (Makka)	RF				District Level	22	2590.70
80	Hasan	Hassan	SHANTIGRAMA	Hobli	Maize (Makka)	RF				District Level	22	2590.70
81	Hasan	Hassan	KASABA	Hobli	Maize (Makka)	RF				District Level	22	2590.70
82	Hasan	Hassan	SALAGAME	Hobli	RAGI	IRR		10	1819.87			
83	Hasan	Hassan	SHANTIGRAMA	Hobli	RAGI	IRR				Taluk Level	29	1335.97
84	Hasan	Hassan	DUDDA	Hobli	RAGI	IRR				Taluk Level	29	1335.97
85	Hasan	Hassan	KASABA	Hobli	RAGI	IRR		10	1074.23			
86	Hasan	Holenarasipura	KASABA	Hobli	Bengal Gram	RF				District Level	28	799.17
87	Hasan	Holenarasipura	KASABA	Hobli	Horse Gram (kulthi/kultha)	RF				Taluk Level	8	517.32
88	Hasan	Holenarasipura	HALLIMAISURU	Hobli	Horse Gram (kulthi/kultha)	RF				Taluk Level	8	517.32
89	Hasan	Holenarasipura	HALEKOTE	Hobli	Horse Gram (kulthi/kultha)	RF				Taluk Level	8	517.32
90	Hasan	Holenarasipura	HALEKOTE	Hobli	Maize (Makka)	RF		10	2311.29			
91	Hasan	Holenarasipura	KASABA	Hobli	Maize (Makka)	RF				Taluk Level	14	2408.71
92	Hasan	Holenarasipura	HALLIMAISURU	Hobli	Maize (Makka)	RF				Taluk Level	14	2408.71
93	Hasan	Holenarasipura	KASABA	Hobli	PADDY	IRR				State Level	1037	3966.75

Government of Karnataka
Directorate of Economics and Statistics
Hobli Level Average Yield data for Rabi season 2017-18

S.N	District	Taluk	Insurance Unit (hobli/ GP)	GP/ HOBLI	Crop	IRR_ RF	Area_ Sown_ Ha	No_ CCEs_ Conducted	Average Yield(Kg/Ha)	Name_ Of_ Higher_ Level	No_ cce_ Conducted_ Higher	Higher Average Yield(Kg/Ha)
94	Hasan	Holenarasipura	HALLIMASURU	Hobli	PADDY	IRR				State Level	1037	3966.75
95	Hasan	Holenarasipura	HALEKOTE	Hobli	PADDY	IRR				State Level	1037	3966.75
96	Hasan	Holenarasipura	HALLIMASURU	Hobli	RAGI	RF				Taluk Level	12	1007.38
97	Hasan	Holenarasipura	HALEKOTE	Hobli	RAGI	RF				Taluk Level	12	1007.38
98	Hasan	Holenarasipura	KASABA	Hobli	RAGI	RF				Taluk Level	12	1007.38


 Joint Director
 Crop insurance scheme Division
 Directorate of Economics and Statistics



Government of Karnataka
Directorate of Economics and Statistics
Hobli Level Average Yield data for Rabi season 2017-18

S.N	District	Taluk	Insurance Unit (hobli/ GP)	GP/ HOBLI	Crop	IRR_ RF	Area_ Sown_ _Ha	No_CCEs_ Conducted	Average Yield(Kg/Ha)	Name_Of_ Higher_Le vel	No_cce Conducted_ Higher	Higher Average Yield(Kg/Ha)
1	Haveri	Byadagi	BYADAGI	Hobli	Bengal Gram	RF	87	10	342.29			
2	Haveri	Byadagi	BYADAGI	Hobli	Horse Gram (kulthi/kultha)	RF	0			Taluk Level	10	356.15
3	Haveri	Byadagi	KAGINELLI	Hobli	Horse Gram (kulthi/kultha)	RF	142	10	356.15			
4	Haveri	Byadagi	BYADAGI	Hobli	Maize (Makka)	IRR	482	10	3377.05			
5	Haveri	Byadagi	KAGINELLI	Hobli	Maize (Makka)	IRR	1225	10	3011.84			
6	Haveri	Byadagi	BYADAGI	Hobli	Safflower	RF	0			District Level	42	607.90
7	Haveri	Byadagi	BYADAGI	Hobli	SUNFLOWER	IRR	0			District Level	54	1432.62
8	Haveri	Byadagi	KAGINELLI	Hobli	SUNFLOWER	IRR	0			District Level	54	1432.62
9	Haveri	Byadagi	BYADAGI	Hobli	SUNFLOWER	RF	0			District Level	14	633.69
10	Haveri	Byadagi	BYADAGI	Hobli	Tomato	NS	179	10	10640.00			
11	Haveri	Byadagi	KAGINELLI	Hobli	Tomato	NS	248	10	5500.00			
12	Haveri	Hangal	HANAGALLA	Hobli	Black Gram (urd bean)	RF	0			State Level	72	471.99
13	Haveri	Hangal	HANAGALLA	Hobli	Green Gram (Moong Bean/ Moong)	RF	0			Taluk Level	10	312.20
14	Haveri	Hangal	AKKIALURA	Hobli	Green Gram (Moong Bean/ Moong)	RF	58	10	312.20			

Government of Karnataka
Directorate of Economics and Statistics
Hobli Level Average Yield data for Rabi season 2017-18

S.N	District	Taluk	Insurance Unit (hobli/ GP)	GP/ HOBLI	Crop	IRR_Rf	Area_Sown_Ha	No_CCEs_Conducted	Average Yield(Kg/Ha)	Name_Of_Higher_Level	No_cce_Conducted_Higher	Higher Average Yield(Kg/Ha)
15	Haveri	Hangal	BAMMANALLI	Hobli	Green Gram (Moong Bean/ Moong)	RF	0			Taluk Level	10	312.20
16	Haveri	Hangal	AKKIALURA	Hobli	Horse Gram (kulthi/kultha)	RF	42	10	343.82			
17	Haveri	Hangal	BAMMANALLI	Hobli	Sorghum (Jowar/Great Millet)	IRR	343	10	1253.70			
18	Haveri	Hangal	BAMMANALLI	Hobli	Sorghum (Jowar/Great Millet)	RF	440	10	932.55			
19	Haveri	Hangal	AKKIALURA	Hobli	SUNFLOWER	IRR	8			Taluk Level	4	2299.73
20	Haveri	Haveri	GUTTALA	Hobli	Bengal Gram	IRR	498	10	491.83			
21	Haveri	Haveri	HAVERI	Hobli	Bengal Gram	RF	0			Taluk Level	8	465.28
22	Haveri	Haveri	KARAJAGI	Hobli	Bengal Gram	RF	4			Taluk Level	8	465.28
23	Haveri	Haveri	GUTTALA	Hobli	Bengal Gram	RF	10			Taluk Level	8	465.28
24	Haveri	Haveri	GUTTALA	Hobli	Horse Gram (kulthi/kultha)	RF	3			Taluk Level	2	655.80
25	Haveri	Haveri	HAVERI	Hobli	Safflower	RF	2			Taluk Level	2	1396.67
26	Haveri	Haveri	GUTTALA	Hobli	Safflower	RF	0			Taluk Level	2	1396.67
27	Haveri	Haveri	KARAJAGI	Hobli	Sorghum (Jowar/Great Millet)	IRR	206	10	1954.37			
28	Haveri	Haveri	GUTTALA	Hobli	Sorghum (Jowar/Great Millet)	IRR	241	10	710.52			

Government of Karnataka
Directorate of Economics and Statistics
Hobli Level Average Yield data for Rabi season 2017-18

S.N	District	Taluk	Insurance Unit (hobli/ GP)	GP/ HOBLI	Crop	IRR_ RF	Area_ Sown_ Ha	No_ CCEs_ Conducted	Average Yield(Kg/Ha)	Name_Of_ Higher_ Level	No_ cce Conducted_ Higher	Higher Average Yield(Kg/Ha)
29	Haveri	Haveri	HAVERI	Hobli	SUNFLOWER	IRR	0			Taluk Level	6	434.17
30	Haveri	Haveri	KARAJAGI	Hobli	SUNFLOWER	IRR	1			Taluk Level	6	434.17
31	Haveri	Haveri	GUTTALA	Hobli	SUNFLOWER	IRR	21			Taluk Level	6	434.17
32	Haveri	Haveri	GUTTALA	Hobli	SUNFLOWER	RF	370	10	694.27			
33	Haveri	Haveri	KARAJAGI	Hobli	Wheat	RF	5			Taluk Level	4	722.50
34	Haveri	Hirekerur	HIREKERURA	Hobli	Bengal Gram	RF	2			Taluk Level	12	509.76
35	Haveri	Hirekerur	RATTEEHALLI	Hobli	Bengal Gram	RF	79	10	534.42			
36	Haveri	Hirekerur	HIREKERURA	Hobli	Horse Gram (kulthi/kultha)	RF	382	10	372.47			
37	Haveri	Hirekerur	RATTEEHALLI	Hobli	Horse Gram (kulthi/kultha)	RF	1			Taluk Level	22	360.02
38	Haveri	Hirekerur	HANSABHAVI	Hobli	Horse Gram (kulthi/kultha)	RF	1298	10	383.93			
39	Haveri	Hirekerur	HIREKERURA	Hobli	Maize (Makka)	IRR	421	10	5400.94			
40	Haveri	Hirekerur	RATTEEHALLI	Hobli	Maize (Makka)	IRR	425	10	3594.42			
41	Haveri	Hirekerur	HANSABHAVI	Hobli	Maize (Makka)	IRR	360	10	5939.46			
42	Haveri	Hirekerur	RATTEEHALLI	Hobli	Sorghum (Jowar/Great Millet)	IRR	51	10	1691.29			
43	Haveri	Hirekerur	HIREKERURA	Hobli	SUNFLOWER	IRR	98	10	2052.07			

Government of Karnataka
Directorate of Economics and Statistics
Hobli Level Average Yield data for Rabi season 2017-18

S.N	District	Taluk	Insurance Unit (hobli/ GP)	GP/ HOBLI	Crop	IRR_Rf	Area_Sown_Ha	No_CCEs_Conducted	Average Yield(Kg/Ha)	Name_Of_Higher_Level	No_cce_Conducted_Higher	Higher Average Yield(Kg/Ha)
44	Haveri	Hirekerur	RATTEEHALLI	Hobli	SUNFLOWER	IRR	157	10	1421.74			
45	Haveri	Hirekerur	HANSABHAVI	Hobli	SUNFLOWER	IRR	129	10	1733.60			
46	Haveri	Hirekerur	HIREKERURA	Hobli	SUNFLOWER	RF	0			District Level	14	633.69
47	Haveri	Hirekerur	RATTEEHALLI	Hobli	SUNFLOWER	RF	0			District Level	14	633.69
48	Haveri	Hirekerur	HIREKERURA	Hobli	Tomato	NS	323			Taluk Level	19	5778.88
49	Haveri	Hirekerur	HANSABHAVI	Hobli	Tomato	NS	270	10	6664.00			
50	Haveri	Ranebennur	RANEBENNURA	Hobli	Bengal Gram	IRR	20	10	965.33			
51	Haveri	Ranebennur	RANEBENNURA	Hobli	Bengal Gram	RF	128	10	567.10			
52	Haveri	Ranebennur	KUPPELURA	Hobli	Bengal Gram	RF	72	10	698.05			
53	Haveri	Ranebennur	MEDLERI	Hobli	Bengal Gram	RF	144	10	377.29			
54	Haveri	Ranebennur	RANEBENNURA	Hobli	Horse Gram (kulthi/kultha)	RF	3			Taluk Level	4	448.87
55	Haveri	Ranebennur	KUPPELURA	Hobli	Horse Gram (kulthi/kultha)	RF	2			Taluk Level	4	448.87
56	Haveri	Ranebennur	RANEBENNURA	Hobli	Maize (Makka)	IRR	135	10	5256.02			
57	Haveri	Ranebennur	KUPPELURA	Hobli	Maize (Makka)	IRR	405	10	3927.33			
58	Haveri	Ranebennur	MEDLERI	Hobli	Maize (Makka)	IRR	754	10	3163.01			
59	Haveri	Ranebennur	KUPPELURA	Hobli	Onion	IRR	51	10	6086.00			

Government of Karnataka
Directorate of Economics and Statistics
Hobli Level Average Yield data for Rabi season 2017-18

S.N	District	Taluk	Insurance Unit (hobli/ GP)	GP/ HOBLI	Crop	IRR_RF	Area_Sown_Ha	No_CCEs_Conducted	Average Yield(Kg/Ha)	Name_Of_Higher_Level	No_cce_Conducted_Higher	Higher Average Yield(Kg/Ha)
60	Haveri	Ranebennur	RANEBENNURA	Hobli	Safflower	RF	0			District Level	42	607.90
61	Haveri	Ranebennur	RANEBENNURA	Hobli	Sorghum (Jowar/Great Millet)	IRR	1297	10	2927.98			
62	Haveri	Ranebennur	KUPPELURA	Hobli	Sorghum (Jowar/Great Millet)	IRR	197	10	2338.55			
63	Haveri	Ranebennur	MEDLERI	Hobli	Sorghum (Jowar/Great Millet)	IRR	808	10	1764.84			
64	Haveri	Ranebennur	RANEBENNURA	Hobli	SUNFLOWER	IRR	4			Taluk Level	14	963.11
65	Haveri	Ranebennur	KUPPELURA	Hobli	SUNFLOWER	IRR	209	10	1031.72			
66	Haveri	Ranebennur	MEDLERI	Hobli	SUNFLOWER	IRR	0			Taluk Level	14	963.11
67	Haveri	Ranebennur	RANEBENNURA	Hobli	SUNFLOWER	RF	19			Taluk Level	4	482.23
68	Haveri	Ranebennur	KUPPELURA	Hobli	SUNFLOWER	RF	0			Taluk Level	4	482.23
69	Haveri	Ranebennur	MEDLERI	Hobli	SUNFLOWER	RF	122			Taluk Level	4	482.23
70	Haveri	Ranebennur	RANEBENNURA	Hobli	Tomato	NS	109	10	10088.00			
71	Haveri	Savanur	SAVANURA	Hobli	Horse Gram (kulthi/kultha)	RF	22			Taluk Level	6	146.44
72	Haveri	Savanur	HATTIMATTURA	Hobli	Horse Gram (kulthi/kultha)	RF	0			Taluk Level	6	146.44
73	Haveri	Savanur	SAVANURA	Hobli	Maize (Makka)	IRR	30	10	819.54			
74	Haveri	Savanur	SAVANURA	Hobli	Safflower	RF	180	10	472.12			


(2)

Government of Karnataka
Directorate of Economics and Statistics
Hobli Level Average Yield data for Rabi season 2017-18

S.N	District	Taluk	Insurance Unit (hobli/ GP)	GP/ HOBLI	Crop	IRR_ RF	Area_ Sown_ Ha	No_ CCEs_ Conducted	Average Yield(Kg/Ha)	Name_ Of_ Higher_ Level	No_ cce_ Conducted_ Higher	Higher Average Yield(Kg/Ha)
75	Haveri	Savanur	HATTIMATTURA	Hobli	Safflower	RF	81	10	523.08			
76	Haveri	Savanur	SAVANURA	Hobli	Sorghum (Jowar/Great Millet)	IRR	94	10	717.66			
77	Haveri	Savanur	HATTIMATTURA	Hobli	Sorghum (Jowar/Great Millet)	IRR	91	10	569.51			
78	Haveri	Savanur	SAVANURA	Hobli	SUNFLOWER	RF	0			District Level	14	633.69
79	Haveri	Savanur	HATTIMATTURA	Hobli	SUNFLOWER	RF	0			District Level	14	633.69
80	Haveri	Savanur	SAVANURA	Hobli	Wheat	RF	46	10	267.59			
81	Haveri	Savanur	HATTIMATTURA	Hobli	Wheat	RF	7			Taluk Level	12	264.16
82	Haveri	Shiggaon	SHIGGANVA	Hobli	Bengal Gram	RF	297	10	292.85			
83	Haveri	Shiggaon	DUNDASHI	Hobli	Bengal Gram	RF	54	10	124.99			
84	Haveri	Shiggaon	DUNDASHI	Hobli	Green Gram (Moong Bean/ Moong)	RF	594	10	101.57			
85	Haveri	Shiggaon	BANKAPURA	Hobli	Green Gram (Moong Bean/ Moong)	RF	28	10	116.28			
86	Haveri	Shiggaon	SHIGGANVA	Hobli	Maize (Makka)	IRR	87	10	2361.69			
87	Haveri	Shiggaon	DUNDASHI	Hobli	Maize (Makka)	IRR	294	10	1887.78			
88	Haveri	Shiggaon	BANKAPURA	Hobli	Maize (Makka)	IRR	278	10	1788.69			
89	Haveri	Shiggaon	SHIGGANVA	Hobli	Safflower	RF	92	10	885.80			
90	Haveri	Shiggaon	BANKAPURA	Hobli	Safflower	RF	10	10	392.87			

Government of Karnataka
Directorate of Economics and Statistics
Hobli Level Average Yield data for Rabi season 2017-18

S.N	District	Taluk	Insurance Unit (hobli/ GP)	GP/ HOBLI	Crop	IRR_RF	Area_Sown_Ha	No_CCEs_Conducted	Average Yield(Kg/Ha)	Name_Of_Higher_Level	No_cce_Conducted_Higher	Higher Average Yield(Kg/Ha)
91	Haveri	Shiggaon	SHIGGANVA	Hobli	Sorghum (Jowar/Great Millet)	IRR	13	10	852.80			
92	Haveri	Shiggaon	BANKAPURA	Hobli	Sorghum (Jowar/Great Millet)	IRR	156	10	834.33			
93	Haveri	Shiggaon	SHIGGANVA	Hobli	Wheat	RF	464	10	189.67			


Joint Director
Crop insurance scheme Division
Directorate of Economics and Statistics



Government of Karnataka
Directorate of Economics and Statistics

Hobli Level Average Yield data for Rabi season 2017-18

S.N	District	Taluk	Insurance Unit (hobli/ GP)	GP/ HOBLI	Crop	IRR_RF	Area Sown Ha	No_CCEs Conducted	Average Yield(Kg/Ha)	Name_Of_Higher_Level	No_cce Conducted Higher	Higher Average Yield(Kg/Ha)
1	Kalaburgi	Afzalpur	AFAJALAPURA	Hobli	Safflower	RF		10	1925.54			
2	Kalaburgi	Afzalpur	ATANURA	Hobli	Safflower	RF				Taluk Level	14	1809.90
3	Kalaburgi	Afzalpur	KARAJAGI	Hobli	Safflower	RF				Taluk Level	14	1809.90
4	Kalaburgi	Aland	ALANDA	Hobli	Safflower	RF		10	1026.70			
5	Kalaburgi	Aland	NIMBARGA	Hobli	Safflower	RF		10	991.11			
6	Kalaburgi	Aland	NARONA	Hobli	Safflower	RF		10	1010.56			
7	Kalaburgi	Aland	KHAJURI	Hobli	Safflower	RF				Taluk Level	47	1031.04
8	Kalaburgi	Aland	MADANAHIPPARAGA	Hobli	Safflower	RF		10	1104.92			
9	Kalaburgi	Chincholi	CHINCHOLI	Hobli	Safflower	RF				Taluk Level	30	547.50
10	Kalaburgi	Chincholi	SULEPETA	Hobli	Safflower	RF		10	653.47			
11	Kalaburgi	Chincholi	AINAPURA	Hobli	Safflower	RF		10	556.39			
12	Kalaburgi	Chincholi	KODLI	Hobli	Safflower	RF		10	432.66			
13	Kalaburgi	Chittapur	NALAVARA	Hobli	PADDY	IRR				Taluk Level	4	4133.06
14	Kalaburgi	Chittapur	NALAVARA	Hobli	Safflower	RF		10	730.61			
15	Kalaburgi	Chittapur	CHITTAPURA	Hobli	Safflower	RF		10	1241.48			
16	Kalaburgi	Chittapur	SHAHABADA	Hobli	Safflower	RF		10	986.98			

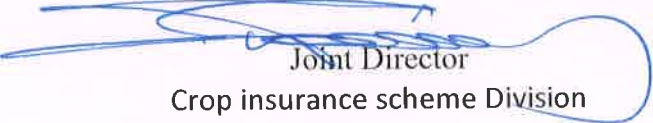
Government of Karnataka
Directorate of Economics and Statistics
Hobli Level Average Yield data for Rabi season 2017-18

S.N	District	Taluk	Insurance Unit (hobli/ GP)	GP/ HOBLI	Crop	IRR_ RF	Area_ Sown_ Ha	No_ CCEs_ Conducted	Average Yield(Kg/Ha)	Name_Of Higher_ Level	No_ cce Conducted_ Higher	Higher Average Yield(Kg/Ha)
17	Kalaburgi	Jevargi	NELOGI	Hobli	Maize (Makka)	IRR		10	4435.51			
18	Kalaburgi	Jevargi	JEVARGI	Hobli	Safflower	RF		10	879.59			
19	Kalaburgi	Jevargi	ANDOLA	Hobli	Safflower	RF		10	661.40			
20	Kalaburgi	Jevargi	NELOGI	Hobli	Safflower	RF		10	829.31			
21	Kalaburgi	Kalaburgi	PATTANA	Hobli	Safflower	RF				Taluk Level	35	1098.93
22	Kalaburgi	Kalaburgi	FARAHATABADA	Hobli	Safflower	RF		10	689.64			
23	Kalaburgi	Kalaburgi	AVARADA B	Hobli	Safflower	RF		10	860.35			
24	Kalaburgi	Kalaburgi	GULABARGA	Hobli	Safflower	RF		10	1858.65			
25	Kalaburgi	Kalaburgi North	MAHAGANVA	Hobli	Safflower	RF		10	830.55			
26	Kalaburgi	Kalaburgi North	KAMALAPURA	Hobli	Safflower	RF		10	620.76			
27	Kalaburgi	Kalagi	GUNDAGURTI	Hobli	Safflower	RF				Taluk Level	19	958.55
28	Kalaburgi	Kalagi	KALAGI	Hobli	Safflower	RF		10	1229.07			
29	Kalaburgi	Sedam	MUDOLA	Hobli	PADDY	IRR				Taluk Level	12	3794.36
30	Kalaburgi	Sedam	ADAKI	Hobli	PADDY	IRR				Taluk Level	12	3794.36
31	Kalaburgi	Sedam	KODLA	Hobli	PADDY	IRR				Taluk Level	12	3794.36
32	Kalaburgi	Sedam	KODLA	Hobli	Safflower	RF		10	759.16			

Government of Karnataka
Directorate of Economics and Statistics

Hobli Level Average Yield data for Rabi season 2017-18

S.N	District	Taluk	Insurance Unit (hobli/ GP)	GP/ HOBLI	Crop	IRR_Rf	Area_Sown_Ha	No_CCEs_Conducted	Average Yield(Kg/Ha)	Name_Of_Higher_Level	No_cce_Conducted_Higher	Higher Average Yield(Kg/Ha)
33	Kalaburgi	Sedam	SEDAM	Hobli	Safflower	RF		10	1130.99			
34	Kalaburgi	Sedam	MUDOLA	Hobli	Safflower	RF		10	895.19			
35	Kalaburgi	Sedam	ADAKI	Hobli	Safflower	RF		10	1082.07			
36	Kalaburgi	Yedrami	YADRAMI	Hobli	Maize (Makka)	IRR		10	4114.34			
37	Kalaburgi	Yedrami	IJERI	Hobli	PADDY	IRR		10	4155.93			
38	Kalaburgi	Yedrami	IJERI	Hobli	Safflower	RF		10	691.51			
39	Kalaburgi	Yedrami	YADRAMI	Hobli	Safflower	RF				Taluk Level	12	767.13


Joint Director
Crop insurance scheme Division
Directorate of Economics and Statistics

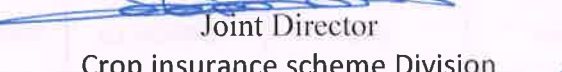
8

Government of Karnataka
Directorate of Economics and Statistics
Hobli Level Average Yield data for Rabi season 2017-18

S.N	District	Taluk	Insurance Unit (hobli/ GP)	GP/ HOBLI	Crop	IRR_RF	Area_Sown_Ha	No_CCEs_Conducted	Average Yield(Kg/Ha)	Name_Of_Higher_Level	No_cce_Conducted_Higher	Higher Average Yield(Kg/Ha)
1	Kolar	Bangarpet	KASABA	Hobli	Potato	IRR	133	10	23923.32			
2	Kolar	Bangarpet	BETAMANGALA	Hobli	Potato	IRR	89	10	14512.00			
3	Kolar	Bangarpet	KYASAMBALLI	Hobli	Potato	IRR	97	10	12846.00			
4	Kolar	Bangarpet	KAMASAMUDRA	Hobli	Potato	IRR	64	10	17956.00			
5	Kolar	Bangarpet	BUDIKOTE	Hobli	Potato	IRR	119	10	14120.00			
6	Kolar	Kolar	KASABA	Hobli	Potato	IRR	68	10	16144.00			
7	Kolar	Kolar	NARASAPURA	Hobli	Potato	IRR	38			Taluk Level	52	20467.38
8	Kolar	Kolar	VEMAGALLU	Hobli	Potato	IRR	72			Taluk Level	52	20467.38
9	Kolar	Kolar	SUGATURU	Hobli	Potato	IRR	45	10	15816.00			
10	Kolar	Kolar	HOLURU	Hobli	Potato	IRR	56	10	25040.00			
11	Kolar	Kolar	HUTTURU	Hobli	Potato	IRR	57	10	24380.00			
12	Kolar	Mallur	KASABA	Hobli	Potato	IRR	83	10	23228.00			
13	Kolar	Mallur	TEKAL	Hobli	Potato	IRR	90	10	16780.00			
14	Kolar	Mallur	LAKKURU	Hobli	Potato	IRR	50	10	22009.76			

Government of Karnataka
Directorate of Economics and Statistics
Hobli Level Average Yield data for Rabi season 2017-18

S.N	District	Taluk	Insurance Unit (hobli/ GP)	GP/ HOBLI	Crop	IRR_RF	Area_Sown_Ha	No_CCEs_Conducted	Average Yield(Kg/Ha)	Name_Of_Higher_Level	No_cce_Conducted_Higher	Higher Average Yield(Kg/Ha)
15	Kolar	Mallur	MASTI	Hobli	Potato	IRR	157	10	17281.20			
16	Kolar	Mulbagal	KASABA	Hobli	Potato	IRR	86	10	13920.00			
17	Kolar	Mulbagal	AVANI	Hobli	Potato	IRR	56			Taluk Level	48	16774.58
18	Kolar	Mulbagal	DUGGASANDRA	Hobli	Potato	IRR	34	10	23186.00			
19	Kolar	Mulbagal	BAIRAKURU	Hobli	Potato	IRR	84	10	11152.00			
20	Kolar	Mulbagal	TAYALURU	Hobli	Potato	IRR	125	10	16992.00			


Joint Director
Crop insurance scheme Division
Directorate of Economics and Statistics

Government of Karnataka
Directorate of Economics and Statistics
Hobli Level Average Yield data for Rabi season 2017-18

S.N	District	Taluk	Insurance Unit (hobli/ GP)	GP/ HOBLI	Crop	IRR_Rf	Area_Sown_Ha	No_CCEs_Conducted	Average Yield(Kg/Ha)	Name_Of_Higher_Level	No_cce_Conducted_Higher	Higher Average Yield(Kg/Ha)
1	Koppal	Gangavathi	NAVALI	Hobli	Horse Gram (kulthi/kultha)	RF		10	593.83			
2	Koppal	Gangavathi	HULIHAIIDARA	Hobli	Horse Gram (kulthi/kultha)	RF				Taluk Level	38	658.13
3	Koppal	Gangavathi	VENKATAGIRI	Hobli	Horse Gram (kulthi/kultha)	RF		10	489.15			
4	Koppal	Gangavathi	KANAKAGIRI	Hobli	Horse Gram (kulthi/kultha)	RF		10	647.52			
5	Koppal	Gangavathi	NAVALI	Hobli	Maize (Makka)	IRR				Taluk Level	32	3619.22
6	Koppal	Gangavathi	HULIHAIIDARA	Hobli	Maize (Makka)	IRR		10	4108.86			
7	Koppal	Gangavathi	VENKATAGIRI	Hobli	Maize (Makka)	IRR				Taluk Level	32	3619.22
8	Koppal	Gangavathi	KANAKAGIRI	Hobli	Maize (Makka)	IRR				Taluk Level	32	3619.22
9	Koppal	Gangavathi	HULIHAIIDARA	Hobli	Maize (Makka)	RF				Taluk Level	14	1948.77
10	Koppal	Gangavathi	KANAKAGIRI	Hobli	Maize (Makka)	RF				Taluk Level	14	1948.77
11	Koppal	Gangavathi	VENKATAGIRI	Hobli	Maize (Makka)	RF				Taluk Level	14	1948.77
12	Koppal	Gangavathi	VENKATAGIRI	Hobli	Safflower	RF				Taluk Level	4	566.43
13	Koppal	Gangavathi	KANAKAGIRI	Hobli	Safflower	RF				Taluk Level	4	566.43
14	Koppal	Gangavathi	NAVALI	Hobli	Safflower	RF				Taluk Level	4	566.43

Government of Karnataka
Directorate of Economics and Statistics
Hobli Level Average Yield data for Rabi season 2017-18

S.N	District	Taluk	Insurance Unit (hobli/ GP)	GP/ HOBLI	Crop	IRR_Rf	Area_Sown_Ha	No_CCEs_Conducted	Average Yield(Kg/Ha)	Name_Of_Higher_Level	No_cce_Conducted_Higher	Higher Average Yield(Kg/Ha)
15	Koppal	Gangavathi	NAVALI	Hobli	Sorghum (Jowar/Great Millet)	RF		10	508.17			
16	Koppal	Gangavathi	KANAKAGIRI	Hobli	Sorghum (Jowar/Great Millet)	RF				Taluk Level	12	511.84
17	Koppal	Gangavathi	VENKATAGIRI	Hobli	Sorghum (Jowar/Great Millet)	RF				Taluk Level	12	511.84
18	Koppal	Gangavathi	NAVALI	Hobli	SUNFLOWER	IRR				District Level	47	916.40
19	Koppal	Gangavathi	KANAKAGIRI	Hobli	SUNFLOWER	IRR				District Level	47	916.40
20	Koppal	Gangavathi	NAVALI	Hobli	SUNFLOWER	RF				Taluk Level	4	511.45
21	Koppal	Gangavathi	HULIHAI DARA	Hobli	SUNFLOWER	RF				Taluk Level	4	511.45
22	Koppal	Gangavathi	VENKATAGIRI	Hobli	SUNFLOWER	RF				Taluk Level	4	511.45
23	Koppal	Gangavathi	KANAKAGIRI	Hobli	SUNFLOWER	RF				Taluk Level	4	511.45
24	Koppal	Gangavathi	SIDDAPURA	Hobli	SUNFLOWER	RF				Taluk Level	4	511.45
25	Koppal	Gangavathi	NAVALI	Hobli	Wheat	RF				District Level	78	386.35
26	Koppal	Karatagi	KARATAGI	Hobli	Sorghum (Jowar/Great Millet)	RF		10	760.60			
27	Koppal	Karatagi	KARATAGI	Hobli	SUNFLOWER	RF				Taluk Level	8	105.13
28	Koppal	Koppal	KOPPALA	Hobli	Horse Gram (kulthi/kultha)	RF		10	194.83			
29	Koppal	Koppal	IRAKALLAGADA	Hobli	Horse Gram (kulthi/kultha)	RF		10	318.73			

Government of Karnataka
Directorate of Economics and Statistics
Hobli Level Average Yield data for Rabi season 2017-18

S.N	District	Taluk	Insurance Unit (hobli/ GP)	GP/ HOBLI	Crop	IRR/ RF	Area Sown Ha	No_CCEs_Conducted	Average Yield(Kg/Ha)	Name_Of_Higher_Level	No_cce_Conducted_Higher	Higher Average Yield(Kg/Ha)
30	Koppal	Koppal	ALAVANDI	Hobli	Horse Gram (kulthi/kultha)	RF		10	760.41			
31	Koppal	Koppal	KOPPALA	Hobli	Linseed	RF				Taluk Level	6	69.67
32	Koppal	Koppal	ALAVANDI	Hobli	Linseed	RF				Taluk Level	6	69.67
33	Koppal	Koppal	IRAKALLAGADA	Hobli	Maize (Makka)	IRR				Taluk Level	25	3053.55
34	Koppal	Koppal	KOPPALA	Hobli	Maize (Makka)	IRR		10	3937.44			
35	Koppal	Koppal	ALAVANDI	Hobli	Maize (Makka)	IRR				Taluk Level	25	3053.55
36	Koppal	Koppal	ALAVANDI	Hobli	Maize (Makka)	RF				Taluk Level	8	845.74
37	Koppal	Koppal	KOPPALA	Hobli	Maize (Makka)	RF				Taluk Level	8	845.74
38	Koppal	Koppal	KOPPALA	Hobli	Safflower	RF				Taluk Level	19	503.97
39	Koppal	Koppal	ALAVANDI	Hobli	Safflower	RF		10	338.74			
40	Koppal	Koppal	KOPPALA	Hobli	SUNFLOWER	IRR				Taluk Level	17	1178.25
41	Koppal	Koppal	ALAVANDI	Hobli	SUNFLOWER	IRR				Taluk Level	17	1178.25
42	Koppal	Koppal	KOPPALA	Hobli	SUNFLOWER	RF				Taluk Level	12	273.04
43	Koppal	Koppal	ALAVANDI	Hobli	SUNFLOWER	RF				Taluk Level	12	273.04
44	Koppal	Koppal	ALAVANDI	Hobli	Wheat	IRR		10	828.76			

Government of Karnataka
Directorate of Economics and Statistics
Hobli Level Average Yield data for Rabi season 2017-18

S.N	District	Taluk	Insurance Unit (hobli/ GP)	GP/ HOBLI	Crop	IRR_ RF	Area_ Sown_ Ha	No_ CCEs_ Conducted	Average Yield(Kg/Ha)	Name_Of_ Higher_ Level	No_ cce_ Conducted_ Higher	Higher Average Yield(Kg/Ha)
45	Koppal	Koppal	KOPPALA	Hobli	Wheat	RF		10	1235.51			
46	Koppal	Koppal	ALAVANDI	Hobli	Wheat	RF		10	154.35			
47	Koppal	Kushtagi	TAVARAGERA	Hobli	Bengal Gram	IRR				Taluk Level	7	398.30
48	Koppal	Kushtagi	TAVARAGERA	Hobli	Horse Gram (kulthi/kultha)	RF		10	332.36			
49	Koppal	Kushtagi	KUSHTAGI	Hobli	Horse Gram (kulthi/kultha)	RF		10	217.75			
50	Koppal	Kushtagi	HANAMANALA	Hobli	Horse Gram (kulthi/kultha)	RF		10	402.39			
51	Koppal	Kushtagi	HANAMASAGARA	Hobli	Horse Gram (kulthi/kultha)	RF		10	352.73			
52	Koppal	Kushtagi	HANAMASAGARA	Hobli	Linseed	RF				District Level	22	385.98
53	Koppal	Kushtagi	TAVARAGERA	Hobli	Linseed	RF				District Level	22	385.98
54	Koppal	Kushtagi	KUSHTAGI	Hobli	Linseed	RF				District Level	22	385.98
55	Koppal	Kushtagi	HANAMANALA	Hobli	Maize (Makka)	IRR				Taluk Level	29	2924.83
56	Koppal	Kushtagi	HANAMASAGARA	Hobli	Maize (Makka)	IRR		10	3034.14			
57	Koppal	Kushtagi	TAVARAGERA	Hobli	Maize (Makka)	IRR		10	2535.90			
58	Koppal	Kushtagi	KUSHTAGI	Hobli	Maize (Makka)	IRR				Taluk Level	29	2924.83
59	Koppal	Kushtagi	KUSHTAGI	Hobli	Safflower	RF				Taluk Level	20	680.04

Government of Karnataka
Directorate of Economics and Statistics
Hobli Level Average Yield data for Rabi season 2017-18

S.N	District	Taluk	Insurance Unit (hobli/ GP)	GP/ HOBLI	Crop	IRR_ RF	Area_ Sown_ Ha	No_ CCEs_ Conducted	Average Yield(Kg/Ha)	Name_Of_ Higher_ Level	No_ cce Conducted Higher	Higher Average Yield(Kg/Ha)
60	Koppal	Kushtagi	TAVARAGERA	Hobli	Safflower	RF				Taluk Level	20	680.04
61	Koppal	Kushtagi	HANAMASAGARA	Hobli	Safflower	RF				Taluk Level	20	680.04
62	Koppal	Kushtagi	TAVARAGERA	Hobli	Sorghum (Jowar/Great Millet)	IRR		10	794.72			
63	Koppal	Kushtagi	KUSHTAGI	Hobli	Sorghum (Jowar/Great Millet)	IRR				Taluk Level	32	887.49
64	Koppal	Kushtagi	HANAMANALA	Hobli	Sorghum (Jowar/Great Millet)	IRR				Taluk Level	32	887.49
65	Koppal	Kushtagi	HANAMASAGARA	Hobli	Sorghum (Jowar/Great Millet)	IRR				Taluk Level	32	887.49
66	Koppal	Kushtagi	HANAMANALA	Hobli	Sorghum (Jowar/Great Millet)	RF				Taluk Level	39	433.58
67	Koppal	Kushtagi	HANAMASAGARA	Hobli	Sorghum (Jowar/Great Millet)	RF		10	301.80			
68	Koppal	Kushtagi	TAVARAGERA	Hobli	Sorghum (Jowar/Great Millet)	RF		10	556.02			
69	Koppal	Kushtagi	KUSHTAGI	Hobli	Sorghum (Jowar/Great Millet)	RF		10	422.23			
70	Koppal	Kushtagi	TAVARAGERA	Hobli	SUNFLOWER	IRR				Taluk Level	10	774.67
71	Koppal	Kushtagi	KUSHTAGI	Hobli	SUNFLOWER	IRR				Taluk Level	10	774.67
72	Koppal	Kushtagi	HANAMANALA	Hobli	SUNFLOWER	IRR				Taluk Level	10	774.67
73	Koppal	Kushtagi	HANAMASAGARA	Hobli	SUNFLOWER	IRR				Taluk Level	10	774.67
74	Koppal	Kushtagi	HANAMANALA	Hobli	SUNFLOWER	RF				Taluk Level	6	457.01

Government of Karnataka
Directorate of Economics and Statistics
Hobli Level Average Yield data for Rabi season 2017-18


S.N	District	Taluk	Insurance Unit (hobli/ GP)	GP/ HOBLI	Crop	IRR_Rf	Area_Sown_Ha	No_CCEs_Conducted	Average Yield(Kg/Ha)	Name_Of_Higher_Level	No_cce_Conducted_Higher	Higher Average Yield(Kg/Ha)
75	Koppal	Kushtagi	HANAMASAGARA	Hobli	SUNFLOWER	RF				Taluk Level	6	457.01
76	Koppal	Kushtagi	TAVARAGERA	Hobli	SUNFLOWER	RF				Taluk Level	6	457.01
77	Koppal	Kushtagi	KUSHTAGI	Hobli	SUNFLOWER	RF				Taluk Level	6	457.01
78	Koppal	Kushtagi	TAVARAGERA	Hobli	Wheat	IRR				Taluk Level	2	236.70
79	Koppal	Kushtagi	TAVARAGERA	Hobli	Wheat	RF		10	325.84			
80	Koppal	Kushtagi	KUSHTAGI	Hobli	Wheat	RF		10	287.41			
81	Koppal	Kushtagi	HANAMASAGARA	Hobli	Wheat	RF				Taluk Level	29	247.72
82	Koppal	Yelburga	YALABURGA	Hobli	Bengal Gram	IRR		10	736.67			
83	Koppal	Yelburga	YALABURGA	Hobli	Horse Gram (kulthi/kultha)	RF				Taluk Level	9	513.60
84	Koppal	Yelburga	HIREVANKALAKUNTA	Hobli	Horse Gram (kulthi/kultha)	RF				Taluk Level	9	513.60
85	Koppal	Yelburga	MANGALURU	Hobli	Horse Gram (kulthi/kultha)	RF				Taluk Level	9	513.60
86	Koppal	Yelburga	KUKANURA	Hobli	Horse Gram (kulthi/kultha)	RF				Taluk Level	9	513.60
87	Koppal	Yelburga	YALABURGA	Hobli	Linseed	RF				Taluk Level	16	504.59
88	Koppal	Yelburga	MANGALURU	Hobli	Linseed	RF				Taluk Level	16	504.59
89	Koppal	Yelburga	KUKANURA	Hobli	Linseed	RF				Taluk Level	16	504.59
90	Koppal	Yelburga	YALABURGA	Hobli	Maize (Makka)	IRR				Taluk Level	32	3532.95

Government of Karnataka
Directorate of Economics and Statistics
Hobli Level Average Yield data for Rabi season 2017-18

S.N	District	Taluk	Insurance Unit (hobli/ GP)	GP/ HOBLI	Crop	IRR/ RF	Area Sown Ha	No_CCEs Conducted	Average Yield(Kg/Ha)	Name_Of_Higher_Level	No_cce Conducted_Higher	Higher Average Yield(Kg/Ha)
91	Koppal	Yelburga	HIREVANKALAKU NTA	Hobli	Maize (Makka)	IRR				Taluk Level	32	3532.95
92	Koppal	Yelburga	KUKANURA	Hobli	Maize (Makka)	IRR		10	2563.19			
93	Koppal	Yelburga	MANGALURU	Hobli	Maize (Makka)	IRR		10	3184.50			
94	Koppal	Yelburga	KUKANURA	Hobli	Safflower	RF				Taluk Level	24	557.97
95	Koppal	Yelburga	MANGALURU	Hobli	Safflower	RF				Taluk Level	24	557.97
96	Koppal	Yelburga	YALABURGA	Hobli	Safflower	RF		10	418.07			
97	Koppal	Yelburga	KUKANURA	Hobli	SUNFLOWER	IRR				Taluk Level	20	764.69
98	Koppal	Yelburga	MANGALURU	Hobli	SUNFLOWER	IRR		10	851.94			
99	Koppal	Yelburga	YALABURGA	Hobli	SUNFLOWER	IRR				Taluk Level	20	764.69
100	Koppal	Yelburga	YALABURGA	Hobli	SUNFLOWER	RF				Taluk Level	24	452.86
101	Koppal	Yelburga	KUKANURA	Hobli	SUNFLOWER	RF		10	672.42			
102	Koppal	Yelburga	MANGALURU	Hobli	SUNFLOWER	RF				Taluk Level	24	452.86
103	Koppal	Yelburga	MANGALURU	Hobli	Wheat	IRR		10	1012.94			
104	Koppal	Yelburga	YALABURGA	Hobli	Wheat	IRR		10	1313.60			
105	Koppal	Yelburga	KUKANURA	Hobli	Wheat	RF				Taluk Level	29	312.17

Government of Karnataka
 Directorate of Economics and Statistics
 Hobli Level Average Yield data for Rabi season 2017-18

S.N	District	Taluk	Insurance Unit (hobli/ GP)	GP/ HOBLI	Crop	IRR_RF	Area_Sown_Ha	No_CCEs_Conducted	Average Yield(Kg/Ha)	Name_Of_Higher_Level	No_cce_Conducted_Higher	Higher Average Yield(Kg/Ha)
106	Koppal	Yelburga	MANGALURU	Hobli	Wheat	RF		10	446.13			
107	Koppal	Yelburga	YALABURGA	Hobli	Wheat	RF		10	205.75			


 Joint Director
 Crop insurance scheme Division
 Directorate of Economics and Statistics



Government of Karnataka
Directorate of Economics and Statistics
Hobli Level Average Yield data for Rabi season 2017-18

S.N	District	Taluk	Insurance Unit (hobli/ GP)	GP/ HOBLI	Crop	IRR_ RF	Area_ Sown_ Ha	No_ CCEs_ Conducted	Average Yield(Kg/Ha)	Name_ Of_ Higher_ Level	No_ cce Conducted_ Higher	Higher Average Yield(Kg/Ha)
1	Mandya	K.R.Pet	KASABA	Hobli	Horse Gram (kulthi/kultha)	RF	597	10	1141.39			
2	Mandya	K.R.Pet	KIKKERI	Hobli	Horse Gram (kulthi/kultha)	RF	272	10	687.90			
3	Mandya	K.R.Pet	SHEELANERE	Hobli	Horse Gram (kulthi/kultha)	RF	297	10	725.84			
4	Mandya	K.R.Pet	BUKINAKERE	Hobli	Horse Gram (kulthi/kultha)	RF	673	10	532.28			
5	Mandya	K.R.Pet	AKKIHEBBAL	Hobli	Horse Gram (kulthi/kultha)	RF	374	10	636.70			
6	Mandya	K.R.Pet	SANTEBACHAHA LLI	Hobli	Horse Gram (kulthi/kultha)	RF	575	10	767.73			
7	Mandya	K.R.Pet	KIKKERI	Hobli	RAGI	IRR	479	10	1778.01			
8	Mandya	K.R.Pet	SHEELANERE	Hobli	RAGI	IRR	178	10	1835.45			
9	Mandya	K.R.Pet	BUKINAKERE	Hobli	RAGI	IRR	499	10	1826.49			
10	Mandya	K.R.Pet	AKKIHEBBAL	Hobli	RAGI	IRR	2616	10	1733.44			
11	Mandya	K.R.Pet	SANTEBACHAHA LLI	Hobli	RAGI	IRR	93	10	2215.31			
12	Mandya	Maddur	ATAGURU HOBALI	Hobli	PADDY	IRR	0			District Level	10	4909.03
13	Mandya	Maddur	KASABA-1NE VALAYA	Hobli	RAGI	IRR	86	10	1691.51			
14	Mandya	Maddur	KASABA-AIAI NE VALAYA	Hobli	RAGI	IRR	138	10	1691.51			

Government of Karnataka
Directorate of Economics and Statistics
Hobli Level Average Yield data for Rabi season 2017-18

S.N	District	Taluk	Insurance Unit (hobli/ GP)	GP/ HOBALI	Crop	IRR RF	Area Sown Ha	No_CCEs Conducted	Average Yield(Kg/Ha)	Name_Of Higher_Level	No_cce Conducted_Higher	Higher Average Yield(Kg/Ha)
15	Mandya	Maddur	ATAGURU HOBALI	Hobli	RAGI	IRR	216	10	1245.24			
16	Mandya	Maddur	KOPPA HOBALI	Hobli	RAGI	IRR	1055	10	1499.94			
17	Mandya	Maddur	KOPPA-AINE VALAYA	Hobli	RAGI	IRR	471	10	1499.94			
18	Mandya	Maddur	KOPPA-AIAINE VALAYA	Hobli	RAGI	IRR	352	10	1499.94			
19	Mandya	Maddur	KOPPA -AIAIAINE VALAYA	Hobli	RAGI	IRR	232	10	1499.94			
20	Mandya	Maddur	CH A KERE AINE VALAYA	Hobli	RAGI	IRR	105	10	1907.71			
21	Mandya	Maddur	CH A KERE - AIAINE VALAYA	Hobli	RAGI	IRR	84	10	1907.71			
22	Mandya	Maddur	CH A KERE- AIAIAINE VALAYA	Hobli	RAGI	IRR	54	10	1907.71			
23	Mandya	Malavalli	KASABA - AI	Hobli	Horse Gram (kulthi/kultha)	RF	229	10	741.12			
24	Mandya	Malavalli	KASABA - AIAI	Hobli	Horse Gram (kulthi/kultha)	RF	166	10	741.12			
25	Mandya	Malavalli	KASABA- AIAIAI	Hobli	Horse Gram (kulthi/kultha)	RF	63	10	741.12			
26	Mandya	Malavalli	KIRUGAVALU HOBALI AI	Hobli	Horse Gram (kulthi/kultha)	RF	83	10	947.28			
27	Mandya	Malavalli	KIRUGAVALU HOBALI AIAI	Hobli	Horse Gram (kulthi/kultha)	RF	192	10	947.28			
28	Mandya	Malavalli	KIRUGAVALU HOBALI AIAIAI	Hobli	Horse Gram (kulthi/kultha)	RF	194	10	947.28			
29	Mandya	Malavalli	B G PURA HOBALI AI	Hobli	Horse Gram (kulthi/kultha)	RF	231	10	410.42			
30	Mandya	Malavalli	B G PURA HOBALI AIAI	Hobli	Horse Gram (kulthi/kultha)	RF	246	10	410.42			

Government of Karnataka
Directorate of Economics and Statistics
Hobli Level Average Yield data for Rabi season 2017-18

S.N	District	Taluk	Insurance Unit (hobli/ GP)	GP/ HOBLI	Crop	IRR- RF	Area_Sown_Ha	No_CCEs_Conducted	Average Yield(Kg/Ha)	Name_Of_Higher_Level	No_cce_Conducted_Higher	Higher Average Yield(Kg/Ha)
31	Mandya	Malavalli	HALAGURU HOBALI	Hobli	Horse Gram (kulthi/kultha)	RF	305	10	895.20			
32	Mandya	Malavalli	KASABA - AI	Hobli	PADDY	IRR	180	10	4909.03			
33	Mandya	Malavalli	KASABA - AIAI	Hobli	PADDY	IRR	36	10	4909.03			
34	Mandya	Malavalli	KASABA- AIAIAI	Hobli	PADDY	IRR	36	10	4909.03			
35	Mandya	Malavalli	KASABA - AI	Hobli	RAGI	IRR	258	10	1538.16			
36	Mandya	Malavalli	KASABA - AIAI	Hobli	RAGI	IRR	197	10	1538.16			
37	Mandya	Malavalli	KASABA- AIAIAI	Hobli	RAGI	IRR	128	10	1538.16			
38	Mandya	Malavalli	KIRUGAVALU HOBALI AI	Hobli	RAGI	IRR	306	10	2294.83			
39	Mandya	Malavalli	KIRUGAVALU HOBALI AIAI	Hobli	RAGI	IRR	431	10	2294.83			
40	Mandya	Malavalli	KIRUGAVALU HOBALI AIAIAI	Hobli	RAGI	IRR	407	10	2294.83			
41	Mandya	Malavalli	B G PURA HOBALI AI	Hobli	RAGI	IRR	73	10	1912.97			
42	Mandya	Malavalli	B G PURA HOBALI AIAI	Hobli	RAGI	IRR	75	10	1912.97			
43	Mandya	Malavalli	HALAGURU HOBALI	Hobli	RAGI	IRR	26	10	2337.77			
44	Mandya	Mandya	KASABA - 1	Hobli	RAGI	IRR	355			Taluk Level	44	2061.68

Government of Karnataka
Directorate of Economics and Statistics
Hobli Level Average Yield data for Rabi season 2017-18

S.N	District	Taluk	Insurance Unit (hobli/ GP)	GP/ HOBLI	Crop	IRR_ RF	Area_ Sown_ Ha	No_ CCEs_ Conducted	Average Yield(Kg/Ha)	Name_Of Higher_ Level	No_ cce Conducted_ Higher	Higher Average Yield(Kg/Ha)
45	Mandya	Mandya	KASABA - 2	Hobli	RAGI	IRR	143			Taluk Level	44	2061.68
46	Mandya	Mandya	KOTTATTI - 1	Hobli	RAGI	IRR	274			Taluk Level	44	2061.68
47	Mandya	Mandya	KOTTATTI - 2	Hobli	RAGI	IRR	672			Taluk Level	44	2061.68
48	Mandya	Mandya	KERAGODU - 1	Hobli	RAGI	IRR	283	10	1619.50			
49	Mandya	Mandya	KERAGODU - 2	Hobli	RAGI	IRR	319	10	1619.50			
50	Mandya	Mandya	DUDDA - 1	Hobli	RAGI	IRR	646	10	2314.94			
51	Mandya	Mandya	DUDDA - 2	Hobli	RAGI	IRR	666	10	2314.94			
52	Mandya	Mandya	BASARALU - 1	Hobli	RAGI	IRR	403			Taluk Level	44	2061.68
53	Mandya	Mandya	BASARALU - 2	Hobli	RAGI	IRR	445			Taluk Level	44	2061.68
54	Mandya	Mandya	KOTTATTI - 1	Hobli	RAGI	RF	2			Taluk Level	8	908.94
55	Mandya	Mandya	KOTTATTI - 2	Hobli	RAGI	RF	0			Taluk Level	8	908.94
56	Mandya	Mandya	KERAGODU - 1	Hobli	RAGI	RF	0			Taluk Level	8	908.94
57	Mandya	Mandya	KERAGODU - 2	Hobli	RAGI	RF	1			Taluk Level	8	908.94
58	Mandya	Mandya	DUDDA - 1	Hobli	RAGI	RF	1			Taluk Level	8	908.94
59	Mandya	Mandya	DUDDA - 2	Hobli	RAGI	RF	0			Taluk Level	8	908.94

Government of Karnataka
Directorate of Economics and Statistics
Hobli Level Average Yield data for Rabi season 2017-18

S.N	District	Taluk	Insurance Unit (hobli/ GP)	GP/ HOBLI	Crop	IRR_RF	Area Sown Ha	No_CCEs_Conducted	Average Yield(Kg/Ha)	Name_Of_Higher_Level	No_cce_Conducted_Higher	Higher Average Yield(Kg/Ha)
60	Mandya	Mandya	BASARALU - 1	Hobli	RAGI	RF	1			Taluk Level	8	908.94
61	Mandya	Mandya	BASARALU - 2	Hobli	RAGI	RF	1			Taluk Level	8	908.94
62	Mandya	Nagmangala	HONAKERE	Hobli	RAGI	IRR	38	10	2557.14			
63	Mandya	Pandavapura	KASABA1	Hobli	PADDY	IRR	0			District Level	10	4909.03
64	Mandya	Pandavapura	KASABA2	Hobli	PADDY	IRR	0			District Level	10	4909.03
65	Mandya	Pandavapura	CHINAKURALI	Hobli	PADDY	IRR	0			District Level	10	4909.03
66	Mandya	Pandavapura	KASABA1	Hobli	RAGI	IRR	389	10	2173.82			
67	Mandya	Pandavapura	KASABA2	Hobli	RAGI	IRR	178	10	2173.82			
68	Mandya	Pandavapura	CHINAKURALI	Hobli	RAGI	IRR	487			Taluk Level	27	2160.34
69	Mandya	Pandavapura	MELUKOTE	Hobli	RAGI	IRR	374			Taluk Level	27	2160.34
70	Mandya	Pandavapura	KASABA1	Hobli	RAGI	RF	0			Taluk Level	2	1131.06
71	Mandya	Pandavapura	KASABA2	Hobli	RAGI	RF	0			Taluk Level	2	1131.06
72	Mandya	Pandavapura	CHINAKURALI	Hobli	RAGI	RF	1			Taluk Level	2	1131.06
73	Mandya	Pandavapura	MELUKOTE	Hobli	RAGI	RF	0			Taluk Level	2	1131.06

Government of Karnataka
Directorate of Economics and Statistics
Hobli Level Average Yield data for Rabi season 2017-18

S.N	District	Taluk	Insurance Unit (hobli/ GP)	GP/ HOBLI	Crop	IRR_RF	Area Sown_Ha	No_CCEs_Conducted	Average Yield(Kg/Ha)	Name_Of_Higher_Level	No_cce_Conducted_Higher	Higher Average Yield(Kg/Ha)
74	Mandya	Pandavapura	KASABA1	Hobli	Tomato	NS	84	10	23549.60			
75	Mandya	Pandavapura	KASABA2	Hobli	Tomato	NS	33	10	23549.60			
76	Mandya	Pandavapura	CHINAKURALI	Hobli	Tomato	NS	117	10	14920.00			
77	Mandya	Pandavapura	MELUKOTE	Hobli	Tomato	NS	79	10	17983.60			
78	Mandya	Srirangapatna	KASABA	Hobli	RAGI	IRR	325	10	1741.23			
79	Mandya	Srirangapatna	ARAKERE	Hobli	RAGI	IRR	789			Taluk Level	18	1844.93
80	Mandya	Srirangapatna	ARAKERE	Hobli	RAGI	RF	2			Taluk Level	3	740.10


Joint Director
Crop insurance scheme Division
Directorate of Economics and Statistics

①

Government of Karnataka
Directorate of Economics and Statistics
Hobli Level Average Yield data for Rabi season 2017-18

S.N	District	Taluk	Insurance Unit (hobli/ GP)	GP/ HOBLI	Crop	IRR_ RF	Area_ Sown_ Ha	No_ CCEs_ Conducted	Average Yield(Kg/Ha)	Name_ Of_ Higher_ Level	No_ cce Conducted_ Higher	Higher Average Yield(Kg/Ha)
1	Mysuru	Heggadadevankote	ANTARASANTE	Hobli	Maize (Makka)	RF				District Level	51	2713.05
2	Mysuru	Heggadadevankote	ANTARASANTE	Hobli	RAGI	RF		10	1483.26			
3	Mysuru	Heggadadevankote	SARAGURU	Hobli	RAGI	RF		10	613.21			
4	Mysuru	Heggadadevankote	HAMPAPURA	Hobli	RAGI	RF		10	1606.23			
5	Mysuru	Heggadadevankote	KASABA	Hobli	RAGI	RF		10	2425.25			
6	Mysuru	Heggadadevankote	KANDALIKE	Hobli	RAGI	RF		10	1526.76			
7	Mysuru	Hunsur	GAVADAGERE(H)	Hobli	Avare/Field bean(Non Irrigated)	RF			831.17			
8	Mysuru	Hunsur	KASABA	Hobli	Horse Gram (kulthi/kultha)	RF				Taluk Level	12	1168.35
9	Mysuru	Hunsur	BILIKERE	Hobli	Horse Gram (kulthi/kultha)	RF				Taluk Level	12	1168.35
10	Mysuru	Hunsur	HANAGODU	Hobli	Horse Gram (kulthi/kultha)	RF				Taluk Level	12	1168.35
11	Mysuru	Hunsur	GAVADAGERE	Hobli	Horse Gram (kulthi/kultha)	RF				Taluk Level	12	1168.35
12	Mysuru	Hunsur	KASABA	Hobli	Maize (Makka)	IRR				Taluk Level	24	4215.03
13	Mysuru	Hunsur	BILIKERE	Hobli	Maize (Makka)	IRR				Taluk Level	24	4215.03
14	Mysuru	Hunsur	HANAGODU	Hobli	Maize (Makka)	IRR				Taluk Level	24	4215.03
15	Mysuru	Hunsur	GAVADAGERE	Hobli	Maize (Makka)	IRR				Taluk Level	24	4215.03
16	Mysuru	Hunsur	HANAGODU	Hobli	Maize (Makka)	RF				Taluk Level	2	3205.53

Government of Karnataka
Directorate of Economics and Statistics
Hobli Level Average Yield data for Rabi season 2017-18

S.N	District	Taluk	Insurance Unit (hobli/ GP)	GP/ HOBLI	Crop	IRR_Rf	Area_Sown_Ha	No_CCEs_Conducted	Average Yield(Kg/Ha)	Name_Of_Higher_Level	No_cce_Conducted_Higher	Higher Average Yield(Kg/Ha)
17	Mysuru	Hunsur	BILIKERE	Hobli	Maize (Makka)	RF				Taluk Level	2	3205.53
18	Mysuru	Hunsur	KASABA	Hobli	Maize (Makka)	RF				Taluk Level	2	3205.53
19	Mysuru	Hunsur	GAVADAGERE	Hobli	RAGI	IRR				Taluk Level	12	1467.48
20	Mysuru	Hunsur	HANAGODU	Hobli	RAGI	IRR				Taluk Level	12	1467.48
21	Mysuru	Hunsur	BILIKERE	Hobli	RAGI	IRR				Taluk Level	12	1467.48
22	Mysuru	Hunsur	KASABA	Hobli	RAGI	IRR				Taluk Level	12	1467.48
23	Mysuru	Hunsur	HANAGODU	Hobli	RAGI	RF				Taluk Level	14	1104.05
24	Mysuru	Hunsur	GAVADAGERE	Hobli	RAGI	RF				Taluk Level	14	1104.05
25	Mysuru	Hunsur	KASABA	Hobli	RAGI	RF				Taluk Level	14	1104.05
26	Mysuru	Hunsur	BILIKERE	Hobli	RAGI	RF				Taluk Level	14	1104.05
27	Mysuru	K.R.Nagar	CHUNCHANAKATE	Hobli	RAGI	RF		10	818.18			
28	Mysuru	K.R.Nagar	MIRLE	Hobli	RAGI	RF				Taluk Level	53	1079.74
29	Mysuru	K.R.Nagar	SALIGRAMA	Hobli	RAGI	RF				Taluk Level	53	1079.74
30	Mysuru	K.R.Nagar	HOSAGRAHARA	Hobli	RAGI	RF				Taluk Level	53	1079.74

Government of Karnataka
Directorate of Economics and Statistics
Hobli Level Average Yield data for Rabi season 2017-18


S.N	District	Taluk	Insurance Unit (hobli/ GP)	GP/ HOBLI	Crop	IRR_ RF	Area_ Sown_ Ha	No_ CCEs_ Conducted	Average Yield(Kg/Ha)	Name_ Of_ Higher_ Level	No_ cce_ Conducted_ Higher	Higher Average Yield(Kg/Ha)
31	Mysuru	K.R.Nagar	HEBBALU	Hobli	RAGI	RF				Taluk Level	53	1079.74
32	Mysuru	K.R.Nagar	KASABA	Hobli	RAGI	RF		10	999.71			
33	Mysuru	Mysuru	VARUNA	Hobli	RAGI	IRR		10	1158.47			
34	Mysuru	Mysuru	KASABA	Hobli	RAGI	IRR				Taluk Level	28	1377.14
35	Mysuru	Mysuru	ILAVALA	Hobli	RAGI	IRR		10	826.96			
36	Mysuru	Mysuru	KASABA	Hobli	RAGI	RF				District Level	210	1452.57
37	Mysuru	Mysuru	ILAVALA	Hobli	Tomato	NS		10	12766.00			
38	Mysuru	Mysuru	JAYAPURA	Hobli	Tomato	NS		10	16844.28			
39	Mysuru	Mysuru	VARUNA	Hobli	Tomato	NS				Taluk Level	29	18862.22
40	Mysuru	Nanjangud	DODDAKOWLAN DE	Hobli	Bengal Gram	RF		10	1063.31			
41	Mysuru	Nanjangud	BILIGERE	Hobli	Maize (Makka)	RF				Taluk Level	9	2147.52
42	Mysuru	Nanjangud	DODDAKOWLAN DE	Hobli	Sorghum (Jowar/Great Millet)	RF				State Level	7218	1041.19
43	Mysuru	Periyapatana	BETTADAPURA	Hobli	Bengal Gram	RF				Taluk Level	11	773.97
44	Mysuru	Periyapatana	RAVANDURU	Hobli	Bengal Gram	RF				Taluk Level	11	773.97

Government of Karnataka
Directorate of Economics and Statistics
Hobli Level Average Yield data for Rabi season 2017-18

S.N	District	Taluk	Insurance Unit (hobli/ GP)	GP/ HOBLI	Crop	IRR_ RF	Area_ Sown_ Ha	No_ CCEs_ Conducted	Average Yield(Kg/Ha)	Name_Of Higher_ Level	No_ cce Conducted_ Higher	Higher Average Yield(Kg/Ha)
45	Mysuru	Periyapatana	RAVANDURU	Hobli	Maize (Makka)	IRR				Taluk Level	32	3681.65
46	Mysuru	Periyapatana	BETTADAPURA	Hobli	Maize (Makka)	IRR				Taluk Level	32	3681.65
47	Mysuru	Periyapatana	KASABA	Hobli	Maize (Makka)	IRR		10	3576.80			
48	Mysuru	Periyapatana	HARANAHALLI	Hobli	Maize (Makka)	IRR		10	3863.69			
49	Mysuru	Periyapatana	HARANAHALLI	Hobli	Maize (Makka)	RF		10	3278.78			
50	Mysuru	Periyapatana	RAVANDURU	Hobli	Maize (Makka)	RF		10	2677.84			
51	Mysuru	Periyapatana	BETTADAPURA	Hobli	Maize (Makka)	RF		10	3025.17			
52	Mysuru	Periyapatana	KASABA	Hobli	Maize (Makka)	RF		10	2280.89			
53	Mysuru	Periyapatana	KASABA	Hobli	RAGI	IRR		10	1970.93			
54	Mysuru	Periyapatana	BETTADAPURA	Hobli	RAGI	IRR		10	1579.64			
55	Mysuru	Periyapatana	RAVANDURU	Hobli	RAGI	IRR		10	2098.29			
56	Mysuru	Periyapatana	HARANAHALLI	Hobli	RAGI	IRR		10	1855.00			
57	Mysuru	T-Narsipur	SOSALE	Hobli	Maize (Makka)	IRR		10	3515.11			
58	Mysuru	T-Narsipur	TALAKADU	Hobli	Maize (Makka)	IRR		10	3063.73			
59	Mysuru	T-Narsipur	BANNURU	Hobli	Maize (Makka)	IRR		10	3596.97			

Government of Karnataka
Directorate of Economics and Statistics
Hobli Level Average Yield data for Rabi season 2017-18

S.N	District	Taluk	Insurance Unit (hobli/ GP)	GP/ HOBLI	Crop	IRR_RF	Area_Sown_Ha	No_CCEs_Conducted	Average Yield(Kg/Ha)	Name_Of_Higher_Level	No_cce_Conducted_Higher	Higher Average Yield(Kg/Ha)
60	Mysuru	T-Narsipur	KASABA	Hobli	Maize (Makka)	IRR				Taluk Level	38	3480.22
61	Mysuru	T-Narsipur	TALAKADU	Hobli	Maize (Makka)	RF				District Level	51	2713.05
62	Mysuru	T-Narsipur	BANNURU	Hobli	RAGI	IRR		10	2114.95			
63	Mysuru	T-Narsipur	KASABA	Hobli	RAGI	IRR		10	1565.34			
64	Mysuru	T-Narsipur	TALAKADU	Hobli	RAGI	IRR		10	1671.13			
65	Mysuru	T-Narsipur	SOSALE	Hobli	RAGI	IRR				Taluk Level	39	1766.97


Joint Director
Crop insurance scheme Division
Directorate of Economics and Statistics

(3)

Government of Karnataka
Directorate of Economics and Statistics

Hobli Level Average Yield data for Rabi season 2017-18

S.N	District	Taluk	Insurance Unit (hobli/ GP)	GP/ HOBLI	Crop	IRR_RF	Area Sown_Ha	No_CCEs_Conducted	Average Yield(Kg/Ha)	Name Of Higher_Level	No cce Conducted_Higher	Higher Average Yield(Kg/Ha)
1	Raichur	Devdurga	JALAHALLI	Hobli	Safflower	RF				Taluk Level	2	583.50
2	Raichur	Devdurga	ARAKERA	Hobli	Safflower	RF				Taluk Level	2	583.50
3	Raichur	Devdurga	GABBURU	Hobli	Safflower	RF				Taluk Level	2	583.50
4	Raichur	Devdurga	ARAKERA	Hobli	Sorghum (Jowar/Great Millet)	IRR		10	2517.28			
5	Raichur	Devdurga	JALAHALLI	Hobli	Sorghum (Jowar/Great Millet)	IRR				Taluk Level	29	1972.28
6	Raichur	Devdurga	GABBURU	Hobli	Sorghum (Jowar/Great Millet)	IRR				Taluk Level	29	1972.28
7	Raichur	Devdurga	DEVADURGA	Hobli	Sorghum (Jowar/Great Millet)	IRR				Taluk Level	29	1972.28
8	Raichur	Devdurga	GABBURU	Hobli	SUNFLOWER	IRR				District Level	15	592.23
9	Raichur	Devdurga	DEVADURGA	Hobli	SUNFLOWER	IRR				District Level	15	592.23
10	Raichur	Devdurga	ARAKERA	Hobli	SUNFLOWER	IRR				District Level	15	592.23
11	Raichur	Devdurga	JALAHALLI	Hobli	SUNFLOWER	IRR				District Level	15	592.23
12	Raichur	Devdurga	ARAKERA	Hobli	SUNFLOWER	RF				District Level	33	320.56
13	Raichur	Devdurga	JALAHALLI	Hobli	SUNFLOWER	RF				District Level	33	320.56
14	Raichur	Devdurga	GABBURU	Hobli	SUNFLOWER	RF				District Level	33	320.56
15	Raichur	Devdurga	DEVADURGA	Hobli	SUNFLOWER	RF				District Level	33	320.56
16	Raichur	Lingasugur	LINGASUGURU	Hobli	Bengal Gram	IRR		10	1676.11			

Government of Karnataka
Directorate of Economics and Statistics
Hobli Level Average Yield data for Rabi season 2017-18

S.N	District	Taluk	Insurance Unit (hobli/ GP)	GP/ HOBLI	Crop	IRR_Rf	Area_Sown_Ha	No_CCEs_Conducted	Average Yield(Kg/Ha)	Name_Of_Higher_Level	No_cce_Conducted_Higher	Higher Average Yield(Kg/Ha)
17	Raichur	Lingasugur	GURUGUNTA	Hobli	Bengal Gram	IRR		10	1023.64			
18	Raichur	Lingasugur	MUDAGAL	Hobli	Bengal Gram	IRR				Taluk Level	28	1205.34
19	Raichur	Lingasugur	LINGASUGURU	Hobli	Horse Gram (kulthi/kultha)	RF				Taluk Level	22	524.95
20	Raichur	Lingasugur	GURUGUNTA	Hobli	Horse Gram (kulthi/kultha)	RF				Taluk Level	22	524.95
21	Raichur	Lingasugur	MUDAGAL	Hobli	Horse Gram (kulthi/kultha)	RF				Taluk Level	22	524.95
22	Raichur	Lingasugur	MUDAGAL	Hobli	Linseed	RF				State Level	87	365.58
23	Raichur	Lingasugur	GURUGUNTA	Hobli	Safflower	RF				Taluk Level	10	773.15
24	Raichur	Lingasugur	LINGASUGURU	Hobli	Safflower	RF				Taluk Level	10	773.15
25	Raichur	Lingasugur	MUDAGAL	Hobli	Safflower	RF				Taluk Level	10	773.15
26	Raichur	Lingasugur	LINGASUGURU	Hobli	Sorghum (Jowar/Great Millet)	IRR		10	1436.35			
27	Raichur	Lingasugur	MUDAGAL	Hobli	Sorghum (Jowar/Great Millet)	IRR				Taluk Level	18	1131.67
28	Raichur	Lingasugur	LINGASUGURU	Hobli	SUNFLOWER	IRR				Taluk Level	4	243.07
29	Raichur	Lingasugur	GURUGUNTA	Hobli	SUNFLOWER	IRR				Taluk Level	4	243.07
30	Raichur	Lingasugur	MUDAGAL	Hobli	SUNFLOWER	IRR				Taluk Level	4	243.07
31	Raichur	Lingasugur	MUDAGAL	Hobli	SUNFLOWER	RF				Taluk Level	8	344.22
32	Raichur	Lingasugur	LINGASUGURU	Hobli	SUNFLOWER	RF				Taluk Level	8	344.22

Government of Karnataka
Directorate of Economics and Statistics
Hobli Level Average Yield data for Rabi season 2017-18

S.N	District	Taluk	Insurance Unit (hobli/ GP)	GP/ HOBLI	Crop	IRR RF	Area_Sown_Ha	No_CCEs_Conducted	Average Yield(Kg/Ha)	Name_Of_Higher_Level	No_cce_Conducted_Higher	Higher Average Yield(Kg/Ha)
33	Raichur	Lingasugur	GURUGUNTA	Hobli	SUNFLOWER	RF				Taluk Level	8	344.22
34	Raichur	Lingasugur	GURUGUNTA	Hobli	Wheat	RF				Taluk Level	22	863.05
35	Raichur	Lingasugur	LINGASUGURU	Hobli	Wheat	RF				Taluk Level	22	863.05
36	Raichur	Lingasugur	MUDAGAL	Hobli	Wheat	RF				Taluk Level	22	863.05
37	Raichur	Manvi	HALAPURA	Hobli	Bengal Gram	IRR				Taluk Level	47	1205.58
38	Raichur	Manvi	KURDI	Hobli	Bengal Gram	IRR				Taluk Level	47	1205.58
39	Raichur	Manvi	HIREKOTNIKALA	Hobli	Bengal Gram	IRR				Taluk Level	47	1205.58
40	Raichur	Manvi	MANAVI	Hobli	Bengal Gram	IRR		10	1026.81			
41	Raichur	Manvi	SIRAVARA	Hobli	Bengal Gram	IRR		10	1166.38			
42	Raichur	Manvi	KALLURU	Hobli	Bengal Gram	IRR		10	1183.20			
43	Raichur	Manvi	PAMANAKALLUR A	Hobli	Safflower	RF				District Level	20	585.53
44	Raichur	Manvi	KALLURU	Hobli	Safflower	RF				District Level	20	585.53
45	Raichur	Manvi	HIREKOTNIKALA	Hobli	Safflower	RF				District Level	20	585.53
46	Raichur	Manvi	KURDI	Hobli	Safflower	RF				District Level	20	585.53
47	Raichur	Manvi	MANAVI	Hobli	Safflower	RF				District Level	20	585.53
48	Raichur	Manvi	MANAVI	Hobli	Sorghum (Jowar/Great Millet)	IRR		10	1565.91			

Government of Karnataka
Directorate of Economics and Statistics
Hobli Level Average Yield data for Rabi season 2017-18

S.N	District	Taluk	Insurance Unit (hobli/ GP)	GP/ HOBLI	Crop	IRR_RF	Area_Sown_Ha	No_CCEs_Conducted	Average Yield(Kg/Ha)	Name_Of_Higher_Level	No_cce_Conducted_Higher	Higher Average Yield(Kg/Ha)
49	Raichur	Manvi	KALLURU	Hobli	Sorghum (Jowar/Great Millet)	IRR		10	1716.92			
50	Raichur	Manvi	SIRAVARA	Hobli	Sorghum (Jowar/Great Millet)	IRR		10	2163.33			
51	Raichur	Manvi	MALLATA	Hobli	Sorghum (Jowar/Great Millet)	IRR				Taluk Level	76	2001.23
52	Raichur	Manvi	KAVITALA	Hobli	Sorghum (Jowar/Great Millet)	IRR		10	2215.88			
53	Raichur	Manvi	HALAPURA	Hobli	Sorghum (Jowar/Great Millet)	IRR				Taluk Level	76	2001.23
54	Raichur	Manvi	KURDI	Hobli	Sorghum (Jowar/Great Millet)	IRR		10	2517.60			
55	Raichur	Manvi	HIREKOTNIKALA	Hobli	Sorghum (Jowar/Great Millet)	IRR		10	2409.14			
56	Raichur	Manvi	HIREKOTNIKALA	Hobli	SUNFLOWER	IRR				District Level	15	592.23
57	Raichur	Manvi	MANAVI	Hobli	SUNFLOWER	IRR				District Level	15	592.23
58	Raichur	Manvi	KURDI	Hobli	SUNFLOWER	IRR				District Level	15	592.23
59	Raichur	Manvi	PAMANAKALLUR A	Hobli	SUNFLOWER	IRR				District Level	15	592.23
60	Raichur	Manvi	KALLURU	Hobli	SUNFLOWER	IRR				District Level	15	592.23
61	Raichur	Manvi	KAVITALA	Hobli	SUNFLOWER	IRR				District Level	15	592.23
62	Raichur	Manvi	SIRAVARA	Hobli	SUNFLOWER	IRR				District Level	15	592.23
63	Raichur	Manvi	MALLATA	Hobli	SUNFLOWER	IRR				District Level	15	592.23
64	Raichur	Manvi	HALAPURA	Hobli	SUNFLOWER	IRR				District Level	15	592.23

Government of Karnataka
Directorate of Economics and Statistics
Hobli Level Average Yield data for Rabi season 2017-18

S.N	District	Taluk	Insurance Unit (hobli/ GP)	GP/ HOBLI	Crop	IRR_ RF	Area_ Sown_ Ha	No_ CCEs_ Conducted	Average Yield(Kg/Ha)	Name_Of_ Higher_ Level	No_ cce_ Conducted_ Higher	Higher Average Yield(Kg/Ha)
65	Raichur	Manvi	MALLATA	Hobli	SUNFLOWER	RF				Taluk Level	2	163.34
66	Raichur	Manvi	MANAVI	Hobli	SUNFLOWER	RF				Taluk Level	2	163.34
67	Raichur	Manvi	HALAPURA	Hobli	SUNFLOWER	RF				Taluk Level	2	163.34
68	Raichur	Manvi	KURDI	Hobli	SUNFLOWER	RF				Taluk Level	2	163.34
69	Raichur	Manvi	HIREKOTNIKALA	Hobli	SUNFLOWER	RF				Taluk Level	2	163.34
70	Raichur	Manvi	PAMANAKALLUR A	Hobli	SUNFLOWER	RF				Taluk Level	2	163.34
71	Raichur	Manvi	SIRAVARA	Hobli	SUNFLOWER	RF				Taluk Level	2	163.34
72	Raichur	Manvi	KALLURU	Hobli	SUNFLOWER	RF				Taluk Level	2	163.34
73	Raichur	Manvi	KAVITALA	Hobli	SUNFLOWER	RF				Taluk Level	2	163.34
74	Raichur	Maski	MASKI	Hobli	Bengal Gram	IRR				Taluk Level	7	735.28
75	Raichur	Maski	MASKI	Hobli	Horse Gram (kulthi/kultha)	RF				Taluk Level	8	485.48
76	Raichur	Maski	MASKI	Hobli	Safflower	RF				Taluk Level	8	351.52
77	Raichur	Maski	MASKI	Hobli	Sorghum (Jowar/Great Millet)	IRR		10	1431.34			
78	Raichur	Maski	MASKI	Hobli	SUNFLOWER	IRR				Taluk Level	4	552.19
79	Raichur	Maski	MASKI	Hobli	SUNFLOWER	RF				Taluk Level	6	259.79
80	Raichur	Maski	MASKI	Hobli	Wheat	RF		10	628.56			

Government of Karnataka

Directorate of Economics and Statistics

Hobli Level Average Yield data for Rabi season 2017-18

S.N	District	Taluk	Insurance Unit (hobli/ GP)	GP/ HOBLI	Crop	IRR_ RF	Area_ Sown_ Ha	No_ CCEs_ Conducted	Average Yield(Kg/Ha)	Name_Of_ Higher_ Level	No_ cce_ Conducted_ Higher	Higher Average Yield(Kg/Ha)
81	Raichur	Raichur	RAYACHURU	Hobli	Horse Gram (kulthi/kultha)	RF				District Level	30	514.42
82	Raichur	Raichur	GILLESUGURU	Hobli	Maize (Makka)	IRR				Taluk Level	8	7833.12
83	Raichur	Raichur	RAYACHURU	Hobli	SUNFLOWER	RF				District Level	33	320.56
84	Raichur	Raichur	KALAMALA	Hobli	SUNFLOWER	RF				District Level	33	320.56
85	Raichur	Raichur	CHANDRABANDA	Hobli	SUNFLOWER	RF				District Level	33	320.56
86	Raichur	Raichur	GILLESUGURU	Hobli	SUNFLOWER	RF				District Level	33	320.56
87	Raichur	Raichur	YARAGERA	Hobli	SUNFLOWER	RF				District Level	33	320.56
88	Raichur	Raichur	DEVASUGURU	Hobli	SUNFLOWER	RF				District Level	33	320.56
89	Raichur	Sindhanur	TURVIHALA	Hobli	Bengal Gram	IRR		10	1124.74			
90	Raichur	Sindhanur	BALAGANURA	Hobli	Bengal Gram	IRR				Taluk Level	49	1401.03
91	Raichur	Sindhanur	JAVALAGERA	Hobli	Bengal Gram	IRR				Taluk Level	49	1401.03
92	Raichur	Sindhanur	SALGUNDA	Hobli	Bengal Gram	IRR				Taluk Level	49	1401.03
93	Raichur	Sindhanur	SINDHANURA	Hobli	Bengal Gram	IRR				Taluk Level	49	1401.03
94	Raichur	Sindhanur	BADARLI	Hobli	Bengal Gram	IRR		10	944.84			
95	Raichur	Sindhanur	TURVIHALA	Hobli	Maize (Makka)	IRR				Taluk Level	6	3830.79

Government of Karnataka
Directorate of Economics and Statistics

Hobli Level Average Yield data for Rabi season 2017-18

S.N	District	Taluk	Insurance Unit (hobli/ GP)	GP/ HOBLI	Crop	IRR_Rf	Area_Sown_Ha	No_CCEs_Conducted	Average Yield(Kg/Ha)	Name_Of_Higher_Level	No_cce_Conducted_Higher	Higher Average Yield(Kg/Ha)
96	Raichur	Sindhanur	GOREBALA	Hobli	Maize (Makka)	IRR				Taluk Level	6	3830.79
97	Raichur	Sindhanur	HUDA	Hobli	Sorghum (Jowar/Great Millet)	IRR		10	2435.81			
98	Raichur	Sindhanur	VALKANDINNI	Hobli	Sorghum (Jowar/Great Millet)	IRR		10	2806.28			
99	Raichur	Sindhanur	TURVIHALA	Hobli	Sorghum (Jowar/Great Millet)	IRR		10	1735.84			
100	Raichur	Sindhanur	KUNNATAGI	Hobli	Sorghum (Jowar/Great Millet)	IRR				Taluk Level	111	2743.84
101	Raichur	Sindhanur	GUNJALLI	Hobli	Sorghum (Jowar/Great Millet)	IRR				Taluk Level	111	2743.84
102	Raichur	Sindhanur	JAVALAGERA	Hobli	Sorghum (Jowar/Great Millet)	IRR				Taluk Level	111	2743.84
103	Raichur	Sindhanur	HEDAGINALA	Hobli	Sorghum (Jowar/Great Millet)	IRR		10	3358.41			
104	Raichur	Sindhanur	BALAGANURA	Hobli	Sorghum (Jowar/Great Millet)	IRR		10	2707.85			
105	Raichur	Sindhanur	BADARLI	Hobli	Sorghum (Jowar/Great Millet)	IRR				Taluk Level	111	2743.84
106	Raichur	Sindhanur	SALGUNDA	Hobli	Sorghum (Jowar/Great Millet)	IRR		10	3607.72			
107	Raichur	Sindhanur	SINDHANURA	Hobli	Sorghum (Jowar/Great Millet)	IRR		10	2754.92			
108	Raichur	Sindhanur	GOREBALA	Hobli	Sorghum (Jowar/Great Millet)	IRR				Taluk Level	111	2743.84
109	Raichur	Sindhanur	GUDADURA	Hobli	Sorghum (Jowar/Great Millet)	IRR				Taluk Level	111	2743.84
110	Raichur	Sindhanur	HEDAGINALA	Hobli	SUNFLOWER	IRR				Taluk Level	7	814.62
111	Raichur	Sindhanur	GUNJALLI	Hobli	SUNFLOWER	IRR				Taluk Level	7	814.62

Government of Karnataka

Directorate of Economics and Statistics


Hobli Level Average Yield data for Rabi season 2017-18

S.N	District	Taluk	Insurance Unit (hobli/ GP)	GP/ HOBLI	Crop	IRR_ RF	Area_ Sown_ Ha	No_CCEs_ Conducted	Average Yield(Kg/Ha)	Name_Of Higher_ Level	No_cce Conducted_ Higher	Higher Average Yield(Kg/Ha)
112	Raichur	Sindhanur	TURVIHALA	Hobli	SUNFLOWER	IRR				Taluk Level	7	814.62
113	Raichur	Sindhanur	HUDA	Hobli	SUNFLOWER	IRR				Taluk Level	7	814.62
114	Raichur	Sindhanur	VALKANDINNI	Hobli	SUNFLOWER	IRR				Taluk Level	7	814.62
115	Raichur	Sindhanur	JAVALAGERA	Hobli	SUNFLOWER	IRR				Taluk Level	7	814.62
116	Raichur	Sindhanur	BALAGANURA	Hobli	SUNFLOWER	IRR				Taluk Level	7	814.62
117	Raichur	Sindhanur	BADARLI	Hobli	SUNFLOWER	IRR				Taluk Level	7	814.62
118	Raichur	Sindhanur	GOREBALA	Hobli	SUNFLOWER	IRR				Taluk Level	7	814.62
119	Raichur	Sindhanur	GUDADURA	Hobli	SUNFLOWER	IRR				Taluk Level	7	814.62
120	Raichur	Sindhanur	SALGUNDA	Hobli	SUNFLOWER	IRR				Taluk Level	7	814.62
121	Raichur	Sindhanur	SINDHANURA	Hobli	SUNFLOWER	IRR				Taluk Level	7	814.62
122	Raichur	Sindhanur	TURVIHALA	Hobli	SUNFLOWER	RF				Taluk Level	17	349.37
123	Raichur	Sindhanur	SALGUNDA	Hobli	SUNFLOWER	RF				Taluk Level	17	349.37
124	Raichur	Sindhanur	SINDHANURA	Hobli	SUNFLOWER	RF				Taluk Level	17	349.37
125	Raichur	Sindhanur	GOREBALA	Hobli	SUNFLOWER	RF				Taluk Level	17	349.37
126	Raichur	Sindhanur	BALAGANURA	Hobli	SUNFLOWER	RF				Taluk Level	17	349.37
127	Raichur	Sindhanur	JALIHALA	Hobli	SUNFLOWER	RF				Taluk Level	17	349.37

Government of Karnataka
Directorate of Economics and Statistics

Hobli Level Average Yield data for Rabi season 2017-18

S.N	District	Taluk	Insurance Unit (hobli/ GP)	GP/ HOBLI	Crop	IRR_RF	Area_Sown_Ha	No_CCEs_Conducted	Average Yield(Kg/Ha)	Name_Of_Higher_Level	No_cce_Conducted_Higher	Higher Average Yield(Kg/Ha)
128	Raichur	Sindhanur	VALKANDINNI	Hobli	SUNFLOWER	RF				Taluk Level	17	349.37
129	Raichur	Sindhanur	HEDAGINALA	Hobli	SUNFLOWER	RF				Taluk Level	17	349.37
130	Raichur	Sindhanur	KUNNATAGI	Hobli	SUNFLOWER	RF				Taluk Level	17	349.37
131	Raichur	Sindhanur	GUNJALLI	Hobli	SUNFLOWER	RF				Taluk Level	17	349.37
132	Raichur	Sindhanur	JAVALAGERA	Hobli	SUNFLOWER	RF				Taluk Level	17	349.37
133	Raichur	Sindhanur	GUDADURA	Hobli	SUNFLOWER	RF				Taluk Level	17	349.37
134	Raichur	Sindhanur	HUDA	Hobli	SUNFLOWER	RF				Taluk Level	17	349.37
135	Raichur	Sindhanur	BADARLI	Hobli	SUNFLOWER	RF				Taluk Level	17	349.37
136	Raichur	Sindhanur	TURVIHALA	Hobli	Wheat	RF				Taluk Level	4	1304.80


Joint Director
Crop insurance scheme Division
Directorate of Economics and Statistics

9

Government of Karnataka
Directorate of Economics and Statistics

Hobli Level Average Yield data for Rabi season 2017-18


S.N	District	Taluk	Insurance Unit (hobli/ GP)	GP/ HOBLI	Crop	IRR_ RF	Area_ Sown_ Ha	No_ CCEs_ Conducted	Average Yield(Kg/Ha)	Name_Of_ Higher_ Level	No_ cce Conducted_ Higher	Higher Average Yield(Kg/Ha)
1	Ramanagara	Channapatna	MALURU	Hobli	Horse Gram (kulthi/kultha)	RF		10	675.33			
2	Ramanagara	Channapatna	VIRUPAKSHIPUR A	Hobli	Horse Gram (kulthi/kultha)	RF		10	674.71			
3	Ramanagara	Channapatna	KASABA	Hobli	Horse Gram (kulthi/kultha)	RF		10	277.09			
4	Ramanagara	Ramanagara	KAILANCHA	Hobli	Horse Gram (kulthi/kultha)	RF		10	655.80			
5	Ramanagara	Ramanagara	KUTAGALA	Hobli	Horse Gram (kulthi/kultha)	RF		10	757.29			
6	Ramanagara	Ramanagara	KASABA	Hobli	Horse Gram (kulthi/kultha)	RF		10	289.70			
7	Ramanagara	Ramanagara	BIDADI	Hobli	Horse Gram (kulthi/kultha)	RF				Taluk Level	36	531.01
8	Ramanagara	Ramanagara	BIDADI	Hobli	Maize (Makka)	IRR				Taluk Level	8	3529.80

Joint Director

Crop insurance scheme Division
Directorate of Economics and Statistics

Government of Karnataka
Directorate of Economics and Statistics
Hobli Level Average Yield data for Rabi season 2017-18

S.N	District	Taluk	Insurance Unit (hobli/ GP)	GP/ HOBLI	Crop	IRR_RF	Area_Sown_Ha	No_CCEs_Conducted	Average Yield(Kg/Ha)	Name_Of_Higher_Level	No_cce_Conducted_Higher	Higher Average Yield(Kg/Ha)
1	Shivamogga	Shikaripura	UDUGANI	Hobli	Maize (Makka)	IRR	153	10	5126.78			
2	Shivamogga	Shikaripura	HOSURU	Hobli	Maize (Makka)	IRR	381	10	5463.60			
3	Shivamogga	Sorab	JADE	Hobli	Green Gram (Moong Bean/ Moong)	RF	37	10	159.03			


Joint Director
Crop insurance scheme Division
Directorate of Economics and Statistics



Government of Karnataka
Directorate of Economics and Statistics

Hobli Level Average Yield data for Rabi season 2017-18

S.N	District	Taluk	Insurance Unit (hobli/ GP)	GP/ HOBLI	Crop	IRR_RF	Area_Sown_Ha	No_CCEs_Conducted	Average Yield(Kg/Ha)	Name_Of_Higher_Level	No_cce_Conducted_Higher	Higher Average Yield(Kg/Ha)
1	Tumakuru	Gubbi	C S PURA	Hobli	Horse Gram (kulthi/kultha)	RF				Taluk Level	7	670.81
2	Tumakuru	Gubbi	KADABA	Hobli	Horse Gram (kulthi/kultha)	RF				Taluk Level	7	670.81
3	Tumakuru	Gubbi	HAGALAVADI	Hobli	Horse Gram (kulthi/kultha)	RF				Taluk Level	7	670.81
4	Tumakuru	Gubbi	NITTURU	Hobli	Horse Gram (kulthi/kultha)	RF				Taluk Level	7	670.81
5	Tumakuru	Gubbi	KASABA	Hobli	Horse Gram (kulthi/kultha)	RF				Taluk Level	7	670.81
6	Tumakuru	Gubbi	CHELURU	Hobli	Horse Gram (kulthi/kultha)	RF				Taluk Level	7	670.81
7	Tumakuru	Kunigal	HUTRIDURGA	Hobli	Horse Gram (kulthi/kultha)	RF				Taluk Level	2	0.00
8	Tumakuru	Kunigal	KOTTAGERE	Hobli	Horse Gram (kulthi/kultha)	RF				Taluk Level	2	0.00
9	Tumakuru	Kunigal	YADIYURU	Hobli	Horse Gram (kulthi/kultha)	RF				Taluk Level	2	0.00
10	Tumakuru	Kunigal	KASABA	Hobli	Horse Gram (kulthi/kultha)	RF				Taluk Level	2	0.00
11	Tumakuru	Kunigal	HULIYURU DURGA	Hobli	Horse Gram (kulthi/kultha)	RF				Taluk Level	2	0.00
12	Tumakuru	Kunigal	AMRUTTURU	Hobli	PADDY	IRR				State Level	1037	3966.75
13	Tumakuru	Madhugiri	KODIGENAHALLI	Hobli	Maize (Makka)	IRR				Taluk Level	10	2637.80
14	Tumakuru	Madhugiri	AI D HALLI	Hobli	Maize (Makka)	IRR		10	2637.80			
15	Tumakuru	Madhugiri	PURAVARA	Hobli	Maize (Makka)	IRR				Taluk Level	10	2637.80

Government of Karnataka
Directorate of Economics and Statistics
Hobli Level Average Yield data for Rabi season 2017-18


S.N	District	Taluk	Insurance Unit (hobli/ GP)	GP/ HOBLI	Crop	IRR_RF	Area_Sown_Ha	No_CCEs_Conducted	Average Yield(Kg/Ha)	Name_Of_Higher_Level	No_cce_Conducted_Higher	Higher Average Yield(Kg/Ha)
16	Tumakuru	Pavagada	KASABA	Hobli	Bengal Gram	RF				State Level	6146	789.34
17	Tumakuru	Pavagada	NIDAGAL HOBALI	Hobli	Bengal Gram	RF				State Level	6146	789.34
18	Tumakuru	Pavagada	NAGALAMADIKE	Hobli	Bengal Gram	RF				State Level	6146	789.34
19	Tumakuru	Pavagada	Y N HOSAKOTE	Hobli	Bengal Gram	RF				State Level	6146	789.34
20	Tumakuru	Sira	KALLAMBELLA	Hobli	Horse Gram (kulthi/kultha)	RF				Taluk Level	10	609.58
21	Tumakuru	Sira	GOWDAGERE	Hobli	Horse Gram (kulthi/kultha)	RF				Taluk Level	10	609.58
22	Tumakuru	Sira	HULIKUNTE	Hobli	Horse Gram (kulthi/kultha)	RF				Taluk Level	10	609.58
23	Tumakuru	Sira	KASABA	Hobli	Horse Gram (kulthi/kultha)	RF				Taluk Level	10	609.58
24	Tumakuru	Sira	BUKKAPATTANA	Hobli	Horse Gram (kulthi/kultha)	RF				Taluk Level	10	609.58
25	Tumakuru	Sira	BUKKAPATTANA	Hobli	Sorghum (Jowar/Great Millet)	RF				State Level	7218	1041.19
26	Tumakuru	Sira	KASABA	Hobli	Sorghum (Jowar/Great Millet)	RF				State Level	7218	1041.19
27	Tumakuru	Sira	HULIKUNTE	Hobli	Sorghum (Jowar/Great Millet)	RF				State Level	7218	1041.19
28	Tumakuru	Sira	KALLAMBELLA	Hobli	Sorghum (Jowar/Great Millet)	RF				State Level	7218	1041.19
29	Tumakuru	Sira	GOWDAGERE	Hobli	Sorghum (Jowar/Great Millet)	RF				State Level	7218	1041.19
30	Tumakuru	Tumakuru	KASABA	Hobli	Horse Gram (kulthi/kuitha)	RF				District Level	29	507.14

②

Government of Karnataka
Directorate of Economics and Statistics

Hobli Level Average Yield data for Rabi season 2017-18

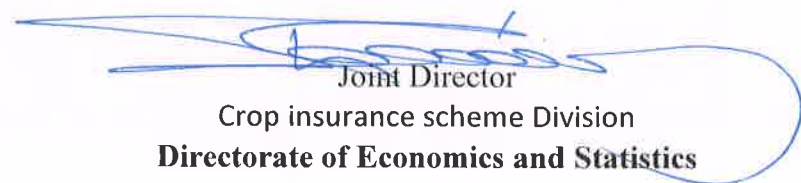
S.N	District	Taluk	Insurance Unit (hobli/ GP)	GP/ HOBLI	Crop	IRR_RF	Area_Sown_Ha	No_CCEs_Conducted	Average Yield(Kg/Ha)	Name_Of_Higher_Level	No_cce_Conducted_Higher	Higher Average Yield(Kg/Ha)
31	Tumakuru	Tumakuru	GULURU	Hobli	Horse Gram (kulthi/kultha)	RF				District Level	29	507.14
32	Tumakuru	Turuvekere	DANDINASHIVAR A	Hobli	Horse Gram (kulthi/kultha)	RF				Taluk Level	10	391.57
33	Tumakuru	Turuvekere	KASABA	Hobli	Horse Gram (kulthi/kultha)	RF				Taluk Level	10	391.57
34	Tumakuru	Turuvekere	MAYASANDRA	Hobli	Horse Gram (kulthi/kultha)	RF				Taluk Level	10	391.57
35	Tumakuru	Turuvekere	DABBEGHATTA	Hobli	Horse Gram (kulthi/kultha)	RF				Taluk Level	10	391.57


 Joint Director
 Crop insurance scheme Division
 Directorate of Economics and Statistics

2

Government of Karnataka
Directorate of Economics and Statistics
Hobli Level Average Yield data for Rabi season 2017-18

S.N	District	Taluk	Insurance Unit (hobli/ GP)	GP/ HOBLI	Crop	IRR_Rf	Area_Sown_Ha	No_CCEs_Conducted	Average Yield(Kg/Ha)	Name_Of_Higher_Level	No_cce_Conducted_Higher	Higher Average Yield(Kg/Ha)
1	Udupi	Brahmavara	KOTA	Hobli	Black Gram (urd bean)	RF	872	10	505.89			
2	Udupi	Brahmavara	BRAHMAVARA	Hobli	Black Gram (urd bean)	RF	480	10	428.67			
3	Udupi	Brahmavara	KOTA	Hobli	GROUNDNUT	RF	426	10	2682.89			
4	Udupi	Byandur	BAINDURU	Hobli	Black Gram (urd bean)	RF	132	10	426.95			
5	Udupi	Byandur	BAINDURU	Hobli	GROUNDNUT	RF	1150	10	2489.99			
6	Udupi	Kundapura	KUNDAPURA	Hobli	Black Gram (urd bean)	RF	414	10	571.03			
7	Udupi	Kundapura	VANDSE	Hobli	Black Gram (urd bean)	RF	388	10	486.07			
8	Udupi	Kundapura	KUNDAPURA	Hobli	GROUNDNUT	RF	170	10	2182.22			
9	Udupi	Udupi	UDUPI	Hobli	Black Gram (urd bean)	RF	92	10	505.31			
10	Udupi	Udupi	KAPU	Hobli	Black Gram (urd bean)	RF	170	10	317.85			


Joint Director
Crop insurance scheme Division
Directorate of Economics and Statistics

Government of Karnataka
Directorate of Economics and Statistics

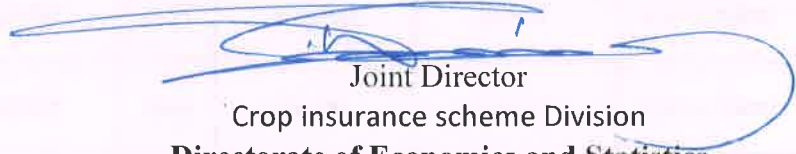
Hobli Level Average Yield data for Rabi season 2017-18

S.N	District	Taluk	Insurance Unit (hobli/ GP)	GP/ HOBLI	Crop	IRR_RF	Area_Sown_Ha	No_CCEs_Conducted	Average Yield(Kg/Ha)	Name_Of_Higher_Level	No_cce_Conducted_Higher	Higher Average Yield(Kg/Ha)
1	UttarKannada	Ankola	ANKOLA	Hobli	GROUNDNUT	RF	100	10	2355.49			
2	UttarKannada	Ankola	BELEKERI	Hobli	GROUNDNUT	RF	217	10	2855.23			
3	UttarKannada	Ankola	BASAGODA	Hobli	GROUNDNUT	RF	88	10	2488.46			
4	UttarKannada	Ankola	BALALE	Hobli	GROUNDNUT	RF	135	10	2735.38			
5	UttarKannada	Bhatkal	Mavalli	Hobli	GROUNDNUT	RF	287	10	2987.55			
6	UttarKannada	Bhatkal	SUSAGADI	Hobli	PADDY	IRR	279	10	3370.16			
7	UttarKannada	Haliyal	MURKAVADA	Hobli	Green Gram (Moong Bean/ Moong)	RF	140	10	225.96			
8	UttarKannada	Haliyal	MURKAVADA	Hobli	Horse Gram (kulthi/kultha)	RF	225	10	619.51			
9	UttarKannada	Honnavar	HONNAVARA	Hobli	GROUNDNUT	RF	168	10	1778.10			
10	UttarKannada	Honnavar	MANKI	Hobli	GROUNDNUT	RF	96	10	2396.38			
11	UttarKannada	Honnavar	HONNAVARA	Hobli	PADDY	IRR	343	10	3796.53			
12	UttarKannada	Honnavar	MANKI	Hobli	PADDY	IRR	177	10	4248.72			
13	UttarKannada	Kumta	KUJALLI	Hobli	GROUNDNUT	RF	161	10	1575.79			

(9)

Government of Karnataka
Directorate of Economics and Statistics
Hobli Level Average Yield data for Rabi season 2017-18

S.N	District	Taluk	Insurance Unit (hobli/ GP)	GP/ HOBLI	Crop	IRR_Rf	Area_Sown_Ha	No_CCEs_Conducted	Average Yield(Kg/Ha)	Name_Of_Higher_Level	No_cce_Conducted_Higher	Higher Average Yield(Kg/Ha)
14	UttarKannada	Kumta	KUMATA	Hobli	GROUNDNUT	RF	60	10	1797.78			
15	UttarKannada	Kumta	GOKARNA	Hobli	GROUNDNUT	RF	240	10	1754.04			
16	UttarKannada	Kumta	KUJALLI	Hobli	PADDY	IRR	301	10	3198.63			
17	UttarKannada	Kumta	MIRJANA	Hobli	PADDY	IRR	94	10	3750.79			


Joint Director
Crop insurance scheme Division
Directorate of Economics and Statistics

Government of Karnataka
Directorate of Economics and Statistics
Hobli Level Average Yield data for Rabi season 2017-18

S.N	District	Taluk	Insurance Unit (hobli/ GP)	GP/ HOBLI	Crop	IRR_ RF	Area_ Sown_ Ha	No_ CCEs_ Conducted	Average Yield(Kg/Ha)	Name_Of_ Higher_ Level	No_ cce Conducted_ Higher	Higher Average Yield(Kg/Ha)
1	Vijayapura	Babaleshwar	MAMADAPURA	Hobli	Bengal Gram	IRR		10	1336.36			
2	Vijayapura	Babaleshwar	BABALESHVARA	Hobli	Bengal Gram	IRR		10	709.71			
3	Vijayapura	Babaleshwar	BABALESHVARA	Hobli	Maize (Makka)	IRR		10	3883.27			
4	Vijayapura	Babaleshwar	MAMADAPURA	Hobli	Maize (Makka)	IRR				Taluk Level	12	4438.77
5	Vijayapura	Babaleshwar	MAMADAPURA	Hobli	Onion	IRR		10	8820.00			
6	Vijayapura	Babaleshwar	BABALESHVARA	Hobli	Safflower	RF				Taluk Level	8	472.54
7	Vijayapura	Babaleshwar	MAMADAPURA	Hobli	Sorghum (Jowar/Great Millet)	IRR				District Level	165	1167.42
8	Vijayapura	Babaleshwar	BABALESHVARA	Hobli	SUNFLOWER	IRR				District Level	20	581.72
9	Vijayapura	Babaleshwar	MAMADAPURA	Hobli	SUNFLOWER	IRR				District Level	20	581.72
10	Vijayapura	Babaleshwar	BABALESHVARA	Hobli	SUNFLOWER	RF				Taluk Level	6	407.00
11	Vijayapura	Babaleshwar	MAMADAPURA	Hobli	Wheat	IRR		10	1102.29			
12	Vijayapura	Babaleshwar	BABALESHVARA	Hobli	Wheat	IRR		10	1756.58			
13	Vijayapura	Babaleshwar	BABALESHVARA	Hobli	Wheat	RF		10	663.75			
14	Vijayapura	Basvana Bagewadi	HO HIPPARAGI	Hobli	Bengal Gram	IRR		10	1108.78			
15	Vijayapura	Basvana Bagewadi	BA BAGEVADI	Hobli	Bengal Gram	IRR		10	990.86			
16	Vijayapura	Basvana Bagewadi	MANAGULI	Hobli	Bengal Gram	IRR		10	895.22			

Government of Karnataka
Directorate of Economics and Statistics
Hobli Level Average Yield data for Rabi season 2017-18

S.N	District	Taluk	Insurance Unit (hobli/ GP)	GP/ HOBLI	Crop	IRR RF	Area Sown Ha	No_CCEs Conducted	Average Yield(Kg/Ha)	Name_Of Higher_Level	No_cce Conducted_Higher	Higher Average Yield(Kg/Ha)
17	Vijayapura	Basvana Bagewadi	HO HIPPARAGI	Hobli	Maize (Makka)	IRR		10	3300.68			
18	Vijayapura	Basvana Bagewadi	HO HIPPARAGI	Hobli	Onion	IRR		10	13648.00			
19	Vijayapura	Basvana Bagewadi	BA BAGEVADI	Hobli	Onion	IRR		10	13024.00			
20	Vijayapura	Basvana Bagewadi	HO HIPPARAGI	Hobli	Safflower	RF		10	346.62			
21	Vijayapura	Basvana Bagewadi	BA BAGEVADI	Hobli	Safflower	RF		10	153.94			
22	Vijayapura	Basvana Bagewadi	MANAGULI	Hobli	Safflower	RF		10	348.55			
23	Vijayapura	Basvana Bagewadi	HO HIPPARAGI	Hobli	Sorghum (Jowar/Great Millet)	IRR		10	1157.07			
24	Vijayapura	Basvana Bagewadi	BA BAGEVADI	Hobli	Sorghum (Jowar/Great Millet)	IRR		10	1399.40			
25	Vijayapura	Basvana Bagewadi	MANAGULI	Hobli	Sorghum (Jowar/Great Millet)	IRR		10	1078.17			
26	Vijayapura	Basvana Bagewadi	BA BAGEVADI	Hobli	SUNFLOWER	IRR				District Level	20	581.72
27	Vijayapura	Basvana Bagewadi	HO HIPPARAGI	Hobli	SUNFLOWER	IRR				District Level	20	581.72
28	Vijayapura	Basvana Bagewadi	HO HIPPARAGI	Hobli	SUNFLOWER	RF				District Level	34	373.06
29	Vijayapura	Basvana Bagewadi	BA BAGEVADI	Hobli	SUNFLOWER	RF				District Level	34	373.06
30	Vijayapura	Basvana Bagewadi	MANAGULI	Hobli	SUNFLOWER	RF				District Level	34	373.06
31	Vijayapura	Basvana Bagewadi	BA BAGEVADI	Hobli	Wheat	IRR		10	923.28			
32	Vijayapura	Basvana Bagewadi	HO HIPPARAGI	Hobli	Wheat	IRR		10	860.58			

2

Government of Karnataka
Directorate of Economics and Statistics
Hobli Level Average Yield data for Rabi season 2017-18

S.N	District	Taluk	Insurance Unit (hobli/ GP)	GP/ HOBLI	Crop	IRR_RF	Area_Sown_Ha	No_CCEs_Conducted	Average Yield(Kg/Ha)	Name_Of_Higher_Level	No_cce_Conducted_Higher	Higher Average Yield(Kg/Ha)
33	Vijayapura	Basvana Bagewadi	HO HIPPARAGI	Hobli	Wheat	RF		10	814.00			
34	Vijayapura	Basvana Bagewadi	BA BAGEVADI	Hobli	Wheat	RF		10	484.32			
35	Vijayapura	Basvana Bagewadi	MANAGULI	Hobli	Wheat	RF		10	880.44			
36	Vijayapura	Bijapur	BIJAPURA	Hobli	Bengal Gram	IRR		10	703.23			
37	Vijayapura	Bijapur	NAGATANA	Hobli	Bengal Gram	IRR		10	896.52			
38	Vijayapura	Bijapur	NAGATANA	Hobli	Maize (Makka)	IRR		10	4410.83			
39	Vijayapura	Bijapur	BIJAPURA	Hobli	Maize (Makka)	IRR		10	3278.16			
40	Vijayapura	Bijapur	BIJAPURA	Hobli	Safflower	RF				Taluk Level	6	458.93
41	Vijayapura	Bijapur	NAGATANA	Hobli	Safflower	RF				Taluk Level	6	458.93
42	Vijayapura	Bijapur	BIJAPURA	Hobli	Sorghum (Jowar/Great Millet)	IRR		10	833.11			
43	Vijayapura	Bijapur	NAGATANA	Hobli	Sorghum (Jowar/Great Millet)	IRR				Taluk Level	19	1177.34
44	Vijayapura	Bijapur	BIJAPURA	Hobli	SUNFLOWER	IRR				Taluk Level	2	352.23
45	Vijayapura	Bijapur	NAGATANA	Hobli	SUNFLOWER	IRR				Taluk Level	2	352.23
46	Vijayapura	Bijapur	NAGATANA	Hobli	SUNFLOWER	RF				Taluk Level	4	508.21
47	Vijayapura	Bijapur	BIJAPURA	Hobli	SUNFLOWER	RF				Taluk Level	4	508.21
48	Vijayapura	Bijapur	BIJAPURA	Hobli	Wheat	IRR		10	1918.67			

Government of Karnataka
Directorate of Economics and Statistics
Hobli Level Average Yield data for Rabi season 2017-18

S.N	District	Taluk	Insurance Unit (hobli/ GP)	GP/ HOBLI	Crop	IRR_RF	Area_Sown_Ha	No_CCEs_Conducted	Average Yield(Kg/Ha)	Name_Of_Higher_Level	No_cce_Conducted_Higher	Higher Average Yield(Kg/Ha)
49	Vijayapura	Bijapur	NAGATANA	Hobli	Wheat	IRR		10	2066.96			
50	Vijayapura	Bijapur	BIJAPURA	Hobli	Wheat	RF		10	849.54			
51	Vijayapura	Bijapur	NAGATANA	Hobli	Wheat	RF		10	369.99			
52	Vijayapura	Chadachan	CHADACHANA	Hobli	Bengal Gram	IRR		10	760.40			
53	Vijayapura	Chadachan	CHADACHANA	Hobli	Maize (Makka)	IRR		10	2289.86			
54	Vijayapura	Chadachan	CHADACHANA	Hobli	Onion	IRR		10	13335.60			
55	Vijayapura	Chadachan	CHADACHANA	Hobli	Safflower	RF				District Level	90	456.65
56	Vijayapura	Chadachan	CHADACHANA	Hobli	Sorghum (Jowar/Great Millet)	IRR		10	527.80			
57	Vijayapura	Chadachan	CHADACHANA	Hobli	SUNFLOWER	IRR				Taluk Level	2	869.56
58	Vijayapura	Chadachan	CHADACHANA	Hobli	SUNFLOWER	RF				Taluk Level	2	113.66
59	Vijayapura	Chadachan	CHADACHANA	Hobli	Wheat	IRR		10	1926.51			
60	Vijayapura	Chadachan	CHADACHANA	Hobli	Wheat	RF		10	498.61			
61	Vijayapura	Indi	BALLOLLI	Hobli	Bengal Gram	IRR		10	709.92			
62	Vijayapura	Indi	INDI	Hobli	Bengal Gram	IRR		10	736.45			
63	Vijayapura	Indi	BALLOLLI	Hobli	Maize (Makka)	IRR		10	4189.64			
64	Vijayapura	Indi	INDI	Hobli	Maize (Makka)	IRR		10	2334.27			

Government of Karnataka
Directorate of Economics and Statistics
Hobli Level Average Yield data for Rabi season 2017-18

S.N	District	Taluk	Insurance Unit (hobli/ GP)	GP/ HOBLI	Crop	IRR_Rf	Area_Sown_Ha	No_CCEs_Conducted	Average Yield(Kg/Ha)	Name_Of_Higher_Level	No_cce_Conducted_Higher	Higher Average Yield(Kg/Ha)
65	Vijayapura	Indi	BALLOLLI	Hobli	Onion	IRR		10	11952.00			
66	Vijayapura	Indi	BALLOLLI	Hobli	Safflower	RF				Taluk Level	4	769.72
67	Vijayapura	Indi	INDI	Hobli	Safflower	RF				Taluk Level	4	769.72
68	Vijayapura	Indi	BALLOLLI	Hobli	Sorghum (Jowar/Great Millet)	IRR				Taluk Level	18	1346.02
69	Vijayapura	Indi	INDI	Hobli	Sorghum (Jowar/Great Millet)	IRR		10	1595.58			
70	Vijayapura	Indi	INDI	Hobli	SUNFLOWER	IRR				Taluk Level	4	685.19
71	Vijayapura	Indi	BALLOLLI	Hobli	SUNFLOWER	IRR				Taluk Level	4	685.19
72	Vijayapura	Indi	BALLOLLI	Hobli	SUNFLOWER	RF				Taluk Level	2	1282.68
73	Vijayapura	Indi	INDI	Hobli	SUNFLOWER	RF				Taluk Level	2	1282.68
74	Vijayapura	Indi	BALLOLLI	Hobli	Wheat	IRR		10	1073.77			
75	Vijayapura	Indi	INDI	Hobli	Wheat	IRR		10	1523.65			
76	Vijayapura	Indi	BALLOLLI	Hobli	Wheat	RF		10	466.85			
77	Vijayapura	Indi	INDI	Hobli	Wheat	RF		10	279.47			
78	Vijayapura	Muddebihal	NALATAVADA	Hobli	Bengal Gram	IRR				Taluk Level	24	1056.56
79	Vijayapura	Muddebihal	MUDDEBIHALA	Hobli	Bengal Gram	IRR		10	1110.94			
80	Vijayapura	Muddebihal	DAVALAGI	Hobli	Bengal Gram	IRR				Taluk Level	24	1056.56

Government of Karnataka
Directorate of Economics and Statistics
Hobli Level Average Yield data for Rabi season 2017-18

S.N	District	Taluk	Insurance Unit (hobli/ GP)	GP/ HOBLI	Crop	IRR_Rf	Area_Sown_Ha	No_CCEs_Conducted	Average Yield(Kg/Ha)	Name_Of_Higher_Level	No_cce_Conducted_Higher	Higher Average Yield(Kg/Ha)
81	Vijayapura	Muddebihal	NALATAVADA	Hobli	Maize (Makka)	IRR				Taluk Level	10	5404.20
82	Vijayapura	Muddebihal	DAVALAGI	Hobli	Maize (Makka)	IRR				Taluk Level	10	5404.20
83	Vijayapura	Muddebihal	MUDDEBIHALA	Hobli	Maize (Makka)	IRR				Taluk Level	10	5404.20
84	Vijayapura	Muddebihal	DAVALAGI	Hobli	Onion	IRR		10	14040.00			
85	Vijayapura	Muddebihal	MUDDEBIHALA	Hobli	Onion	IRR		10	16000.00			
86	Vijayapura	Muddebihal	MUDDEBIHALA	Hobli	Safflower	RF				Taluk Level	10	505.99
87	Vijayapura	Muddebihal	DAVALAGI	Hobli	Safflower	RF				Taluk Level	10	505.99
88	Vijayapura	Muddebihal	NALATAVADA	Hobli	Safflower	RF				Taluk Level	10	505.99
89	Vijayapura	Muddebihal	NALATAVADA	Hobli	Sorghum (Jowar/Great Millet)	IRR		10	1362.24			
90	Vijayapura	Muddebihal	MUDDEBIHALA	Hobli	Sorghum (Jowar/Great Millet)	IRR				Taluk Level	28	1517.45
91	Vijayapura	Muddebihal	DAVALAGI	Hobli	Sorghum (Jowar/Great Millet)	IRR		10	1731.90			
92	Vijayapura	Muddebihal	NALATAVADA	Hobli	SUNFLOWER	IRR				Taluk Level	6	684.88
93	Vijayapura	Muddebihal	MUDDEBIHALA	Hobli	SUNFLOWER	IRR				Taluk Level	6	684.88
94	Vijayapura	Muddebihal	DAVALAGI	Hobli	SUNFLOWER	IRR				Taluk Level	6	684.88
95	Vijayapura	Muddebihal	NALATAVADA	Hobli	SUNFLOWER	RF				Taluk Level	10	237.05
96	Vijayapura	Muddebihal	DAVALAGI	Hobli	SUNFLOWER	RF				Taluk Level	10	237.05

Government of Karnataka
Directorate of Economics and Statistics
Hobli Level Average Yield data for Rabi season 2017-18

S.N	District	Taluk	Insurance Unit (hobli/ GP)	GP/ HOBLI	Crop	IRR_RF	Area Sown_Ha	No_CCEs_Conducted	Average Yield(Kg/Ha)	Name_Of_Higher_Level	No_cce_Conducted_Higher	Higher Average Yield(Kg/Ha)
97	Vijayapura	Muddebihal	MUDDEBIHALA	Hobli	SUNFLOWER	RF				Taluk Level	10	237.05
98	Vijayapura	Muddebihal	DAVALAGI	Hobli	Wheat	IRR		10	1570.68			
99	Vijayapura	Muddebihal	MUDDEBIHALA	Hobli	Wheat	IRR		10	1283.82			
100	Vijayapura	Muddebihal	NALATAVADA	Hobli	Wheat	IRR		10	1105.11			
101	Vijayapura	Muddebihal	NALATAVADA	Hobli	Wheat	RF		10	747.91			
102	Vijayapura	Muddebihal	DAVALAGI	Hobli	Wheat	RF		10	153.39			
103	Vijayapura	Muddebihal	MUDDEBIHALA	Hobli	Wheat	RF		10	150.85			
104	Vijayapura	NidaGundi	KOLHARA	Hobli	Bengal Gram	IRR		10	961.02			
105	Vijayapura	NidaGundi	NIDAGUNDI	Hobli	Bengal Gram	IRR		10	908.06			
106	Vijayapura	NidaGundi	KOLHARA	Hobli	Maize (Makka)	IRR		10	4806.62			
107	Vijayapura	NidaGundi	NIDAGUNDI	Hobli	Onion	IRR		10	13974.00			
108	Vijayapura	NidaGundi	KOLHARA	Hobli	Onion	IRR		10	17044.00			
109	Vijayapura	NidaGundi	KOLHARA	Hobli	Safflower	RF		10	545.88			
110	Vijayapura	NidaGundi	NIDAGUNDI	Hobli	Safflower	RF		10	497.42			
111	Vijayapura	NidaGundi	KOLHARA	Hobli	Sorghum (Jowar/Great Millet)	IRR		10	910.05			
112	Vijayapura	NidaGundi	NIDAGUNDI	Hobli	Sorghum (Jowar/Great Millet)	IRR		10	566.89			

Government of Karnataka
Directorate of Economics and Statistics
Hobli Level Average Yield data for Rabi season 2017-18

S.N	District	Taluk	Insurance Unit (hobli/ GP)	GP/ HOBLI	Crop	IRR_Rf	Area_Sown_Ha	No_CCEs_Conducted	Average Yield(Kg/Ha)	Name_Of_Higher_Level	No_cce_Conducted_Higher	Higher Average Yield(Kg/Ha)
113	Vijayapura	NidaGundi	KOLHARA	Hobli	SUNFLOWER	IRR				District Level	20	581.72
114	Vijayapura	NidaGundi	NIDAGUNDI	Hobli	SUNFLOWER	RF				District Level	34	373.06
115	Vijayapura	NidaGundi	KOLHARA	Hobli	SUNFLOWER	RF				District Level	34	373.06
116	Vijayapura	NidaGundi	NIDAGUNDI	Hobli	Wheat	IRR		10	1355.92			
117	Vijayapura	NidaGundi	KOLHARA	Hobli	Wheat	IRR		10	1238.36			
118	Vijayapura	NidaGundi	KOLHARA	Hobli	Wheat	RF		10	582.77			
119	Vijayapura	NidaGundi	NIDAGUNDI	Hobli	Wheat	RF		10	577.84			
120	Vijayapura	Sindagi	SINDAGI	Hobli	Bengal Gram	IRR		10	836.98			
121	Vijayapura	Sindagi	ALAMELA	Hobli	Bengal Gram	IRR		10	777.12			
122	Vijayapura	Sindagi	DEVARA HIPPARAGI	Hobli	Bengal Gram	IRR		10	1628.66			
123	Vijayapura	Sindagi	ALAMELA	Hobli	Maize (Makka)	IRR		10	2548.41			
124	Vijayapura	Sindagi	SINDAGI	Hobli	Maize (Makka)	IRR		10	1767.35			
125	Vijayapura	Sindagi	DEVARA HIPPARAGI	Hobli	Maize (Makka)	IRR				Taluk Level	29	2290.41
126	Vijayapura	Sindagi	SINDAGI	Hobli	Onion	IRR		10	22761.33			
127	Vijayapura	Sindagi	SINDAGI	Hobli	Safflower	RF				Taluk Level	4	685.92
128	Vijayapura	Sindagi	ALAMELA	Hobli	Safflower	RF				Taluk Level	4	685.92


Government of Karnataka
Directorate of Economics and Statistics
Hobli Level Average Yield data for Rabi season 2017-18

S.N	District	Taluk	Insurance Unit (hobli/ GP)	GP/ HOBLI	Crop	IRR_Rf	Area_Sown_Ha	No_CCEs_Conducted	Average Yield(Kg/Ha)	Name_Of_Higher_Level	No_cce_Conducted_Higher	Higher Average Yield(Kg/Ha)
129	Vijayapura	Sindagi	DEVARA HIPPARAGI	Hobli	Safflower	RF				Taluk Level	4	685.92
130	Vijayapura	Sindagi	ALAMELA	Hobli	Sorghum (Jowar/Great Millet)	IRR		10	1653.70			
131	Vijayapura	Sindagi	SINDAGI	Hobli	Sorghum (Jowar/Great Millet)	IRR		10	1239.60			
132	Vijayapura	Sindagi	DEVARA HIPPARAGI	Hobli	Sorghum (Jowar/Great Millet)	IRR		10	1190.17			
133	Vijayapura	Sindagi	DEVARA HIPPARAGI	Hobli	SUNFLOWER	IRR				Taluk Level	6	390.14
134	Vijayapura	Sindagi	ALAMELA	Hobli	SUNFLOWER	IRR				Taluk Level	6	390.14
135	Vijayapura	Sindagi	SINDAGI	Hobli	SUNFLOWER	IRR				Taluk Level	6	390.14
136	Vijayapura	Sindagi	ALAMELA	Hobli	SUNFLOWER	RF				Taluk Level	2	185.10
137	Vijayapura	Sindagi	SINDAGI	Hobli	SUNFLOWER	RF				Taluk Level	2	185.10
138	Vijayapura	Sindagi	DEVARA HIPPARAGI	Hobli	SUNFLOWER	RF				Taluk Level	2	185.10
139	Vijayapura	Sindagi	DEVARA HIPPARAGI	Hobli	Wheat	IRR		10	2483.77			
140	Vijayapura	Sindagi	SINDAGI	Hobli	Wheat	IRR		10	1335.70			
141	Vijayapura	Sindagi	ALAMELA	Hobli	Wheat	IRR		10	1722.73			
142	Vijayapura	Sindagi	SINDAGI	Hobli	Wheat	RF		10	585.94			
143	Vijayapura	Sindagi	ALAMELA	Hobli	Wheat	RF		10	1517.10			
144	Vijayapura	Sindagi	DEVARA HIPPARAGI	Hobli	Wheat	RF		10	1170.30			

21

Government of Karnataka
Directorate of Economics and Statistics
Hobli Level Average Yield data for Rabi season 2017-18

S.N	District	Taluk	Insurance Unit (hobli/ GP)	GP/ HOBLI	Crop	IRR_Rf	Area_Sown_Ha	No_CCEs_Conducted	Average Yield(Kg/Ha)	Name_Of_Higher_Level	No_cce_Conducted_Higher	Higher Average Yield(Kg/Ha)
145	Vijayapura	Talikote	TALIKOTI	Hobli	Bengal Gram	IRR				District Level	184	917.89
146	Vijayapura	Talikote	TALIKOTI	Hobli	Safflower	RF				Taluk Level	4	232.78
147	Vijayapura	Talikote	TALIKOTI	Hobli	SUNFLOWER	RF				Taluk Level	8	334.47
148	Vijayapura	Talikote	TALIKOTI	Hobli	Wheat	IRR		10	1344.32			
149	Vijayapura	Talikote	TALIKOTI	Hobli	Wheat	RF		10	509.72			
150	Vijayapura	TIKOTA	TIKOTA	Hobli	Bengal Gram	IRR		10	394.22			
151	Vijayapura	TIKOTA	TIKOTA	Hobli	Maize (Makka)	IRR		10	2810.05			
152	Vijayapura	TIKOTA	TIKOTA	Hobli	Safflower	RF				Taluk Level	4	956.74
153	Vijayapura	TIKOTA	TIKOTA	Hobli	Sorghum (Jowar/Great Millet)	IRR		10	630.93			
154	Vijayapura	TIKOTA	TIKOTA	Hobli	SUNFLOWER	IRR				District Level	20	581.72
155	Vijayapura	TIKOTA	TIKOTA	Hobli	SUNFLOWER	RF				District Level	34	373.06
156	Vijayapura	TIKOTA	TIKOTA	Hobli	Wheat	IRR		10	971.72			
157	Vijayapura	TIKOTA	TIKOTA	Hobli	Wheat	RF		10	467.01			


Joint Director
Crop insurance scheme Division
Directorate of Economics and Statistics

Government of Karnataka
Directorate of Economics and Statistics
Hobli Level Average Yield data for Rabi season 2017-18

S.N	District	Taluk	Insurance Unit (hobli/ GP)	GP/ HOBLI	Crop	IRR_ RF	Area_ Sown_ _Ha	No_CCEs_ Conducted	Average Yield(Kg/Ha)	Name_Of_ Higher_Le vel	No_cce Conducted_ Higher	Higher Average Yield(Kg/Ha)
1	YADGIRI	Gurmitkal	KONKALA	Hobli	Bengal Gram	RF		10	750.83			
2	YADGIRI	Gurmitkal	GURUMITAKALA	Hobli	Bengal Gram	RF		10	654.10			
3	YADGIRI	Gurmitkal	GURUMITAKALA	Hobli	PADDY	IRR				State Level	1037	3966.75
4	YADGIRI	Gurmitkal	KONKALA	Hobli	PADDY	IRR				State Level	1037	3966.75
5	YADGIRI	Gurmitkal	KONKALA	Hobli	Safflower	RF				Taluk Level	12	670.61
6	YADGIRI	Gurmitkal	GURUMITAKALA	Hobli	Safflower	RF				Taluk Level	12	670.61
7	YADGIRI	Gurmitkal	GURUMITAKALA	Hobli	Sorghum (Jowar/Great Millet)	IRR				Taluk Level	2	1950.80
8	YADGIRI	Gurmitkal	KONKALA	Hobli	SUNFLOWER	RF				State Level	509	470.36
9	YADGIRI	Hunisigi	KODEKAL	Hobli	Bengal Gram	IRR		10	1497.07			
10	YADGIRI	Hunisigi	HUNASIGI	Hobli	Bengal Gram	IRR				Taluk Level	12	1375.37
11	YADGIRI	Hunisigi	HUNASIGI	Hobli	Bengal Gram	RF				Taluk Level	10	531.10
12	YADGIRI	Hunisigi	KODEKAL	Hobli	Bengal Gram	RF		10	531.10			

Government of Karnataka
Directorate of Economics and Statistics
Hobli Level Average Yield data for Rabi season 2017-18

S.N	District	Taluk	Insurance Unit (hobli/ GP)	GP/ HOBLI	Crop	IRR_Rf	Area_Sown_Ha	No_CCEs_Conducted	Average Yield(Kg/Ha)	Name_Of_Higher_Level	No_cce_Conducted_Higher	Higher Average Yield(Kg/Ha)
13	YADGIRI	Hunisigi	HUNASIGI	Hobli	Safflower	RF				Taluk Level	10	794.55
14	YADGIRI	Hunisigi	KODEKAL	Hobli	Safflower	RF		10	794.55			
15	YADGIRI	Hunisigi	KODEKAL	Hobli	Sorghum (Jowar/Great Millet)	IRR				Taluk Level	4	1088.48
16	YADGIRI	Hunisigi	HUNASIGI	Hobli	Sorghum (Jowar/Great Millet)	IRR				Taluk Level	4	1088.48
17	YADGIRI	Hunisigi	KODEKAL	Hobli	SUNFLOWER	IRR				State Level	491	1158.90
18	YADGIRI	Hunisigi	HUNASIGI	Hobli	SUNFLOWER	IRR				State Level	491	1158.90
19	YADGIRI	Hunisigi	HUNASIGI	Hobli	SUNFLOWER	RF				State Level	509	470.36
20	YADGIRI	Hunisigi	KODEKAL	Hobli	SUNFLOWER	RF				State Level	509	470.36
21	YADGIRI	Hunisigi	HUNASIGI	Hobli	Wheat	IRR		10	291.56			
22	YADGIRI	Hunisigi	KODEKAL	Hobli	Wheat	IRR		10	1341.81			
23	YADGIRI	Hunisigi	KODEKAL	Hobli	Wheat	RF		10	1375.14			
24	YADGIRI	Hunisigi	HUNASIGI	Hobli	Wheat	RF		10	342.99			
25	YADGIRI	Shahapur	GOGI	Hobli	Bengal Gram	IRR				District Level	14	1349.46

Government of Karnataka
Directorate of Economics and Statistics
Hobli Level Average Yield data for Rabi season 2017-18

S.N	District	Taluk	Insurance Unit (hobli/ GP)	GP/ HOBLI	Crop	IRR_Rf	Area_Sown_Ha	No_CCEs_Conducted	Average Yield(Kg/Ha)	Name_Of_Higher_Level	No_cce_Conducted_Higher	Higher Average Yield(Kg/Ha)
26	YADGIRI	Shahapur	SHAHAPURA	Hobli	Bengal Gram	IRR				District Level	14	1349.46
27	YADGIRI	Shahapur	DORANALLI	Hobli	Bengal Gram	IRR				District Level	14	1349.46
28	YADGIRI	Shahapur	SHAHAPURA	Hobli	Bengal Gram	RF		10	723.23			
29	YADGIRI	Shahapur	GOGI	Hobli	Bengal Gram	RF		10	794.99			
30	YADGIRI	Shahapur	DORANALLI	Hobli	Bengal Gram	RF				Taluk Level	24	770.61
31	YADGIRI	Shahapur	GOGI	Hobli	PADDY	IRR				State Level	1037	3966.75
32	YADGIRI	Shahapur	DORANALLI	Hobli	PADDY	IRR				State Level	1037	3966.75
33	YADGIRI	Shahapur	SHAHAPURA	Hobli	PADDY	IRR				State Level	1037	3966.75
34	YADGIRI	Shahapur	GOGI	Hobli	Safflower	RF				District Level	22	726.94
35	YADGIRI	Shahapur	SHAHAPURA	Hobli	Safflower	RF				District Level	22	726.94
36	YADGIRI	Shahapur	DORANALLI	Hobli	Safflower	RF				District Level	22	726.94
37	YADGIRI	Shahapur	GOGI	Hobli	Sorghum (Jowar/Great Millet)	IRR		10	1850.95			
38	YADGIRI	Shahapur	DORANALLI	Hobli	Sorghum (Jowar/Great Millet)	IRR				Taluk Level	28	1916.18
39	YADGIRI	Shahapur	SHAHAPURA	Hobli	Sorghum (Jowar/Great Millet)	IRR		10	2087.91			

Government of Karnataka
Directorate of Economics and Statistics
Hobli Level Average Yield data for Rabi season 2017-18

S.N	District	Taluk	Insurance Unit (hobli/ GP)	GP/ HOBLI	Crop	IRR_ RF	Area_ Sown_ Ha	No_ CCEs_ Conducted	Average Yield(Kg/Ha)	Name_Of_ Higher_ Level	No_ cce Conducted_ Higher	Higher Average Yield(Kg/Ha)
40	YADGIRI	Shahapur	GOGI	Hobli	SUNFLOWER	IRR				State Level	491	1158.90
41	YADGIRI	Shahapur	SHAHAPURA	Hobli	SUNFLOWER	IRR				State Level	491	1158.90
42	YADGIRI	Shahapur	DORANALLI	Hobli	SUNFLOWER	IRR				State Level	491	1158.90
43	YADGIRI	Shahapur	GOGI	Hobli	SUNFLOWER	RF				State Level	509	470.36
44	YADGIRI	Shahapur	SHAHAPURA	Hobli	SUNFLOWER	RF				State Level	509	470.36
45	YADGIRI	Shahapur	DORANALLI	Hobli	SUNFLOWER	RF				State Level	509	470.36
46	YADGIRI	Shahapur	DORANALLI	Hobli	Wheat	IRR				District Level	20	816.69
47	YADGIRI	Shahapur	SHAHAPURA	Hobli	Wheat	IRR				District Level	20	816.69
48	YADGIRI	Shahapur	GOGI	Hobli	Wheat	IRR				District Level	20	816.69
49	YADGIRI	Shahapur	GOGI	Hobli	Wheat	RF				District Level	20	859.07
50	YADGIRI	Shahapur	DORANALLI	Hobli	Wheat	RF				District Level	20	859.07
51	YADGIRI	Shahapur	SHAHAPURA	Hobli	Wheat	RF				District Level	20	859.07
52	YADGIRI	Shorapur	KEMBHAVI	Hobli	Bengal Gram	IRR				District Level	14	1349.46
53	YADGIRI	Shorapur	SHORAPURA	Hobli	Bengal Gram	IRR				District Level	14	1349.46
54	YADGIRI	Shorapur	KAKKERA	Hobli	Bengal Gram	IRR				District Level	14	1349.46

Government of Karnataka
Directorate of Economics and Statistics
Hobli Level Average Yield data for Rabi season 2017-18

S.N	District	Taluk	Insurance Unit (hobli/ GP)	GP/ HOBLI	Crop	IRR_RF	Area_Sown_Ha	No_CCEs_Conducted	Average Yield(Kg/Ha)	Name_Of_Higher_Level	No_cce_Conducted_Higher	Higher Average Yield(Kg/Ha)
55	YADGIRI	Shorapur	KEMBHAVI	Hobli	Bengal Gram	RF		10	596.25			
56	YADGIRI	Shorapur	SHORAPURA	Hobli	Bengal Gram	RF				Taluk Level	18	618.02
57	YADGIRI	Shorapur	KAKKERA	Hobli	Bengal Gram	RF				Taluk Level	18	618.02
58	YADGIRI	Shorapur	KAKKERA	Hobli	Safflower	RF				District Level	22	726.94
59	YADGIRI	Shorapur	SHORAPURA	Hobli	Safflower	RF				District Level	22	726.94
60	YADGIRI	Shorapur	KEMBHAVI	Hobli	Safflower	RF				District Level	22	726.94
61	YADGIRI	Shorapur	KEMBHAVI	Hobli	Sorghum (Jowar/Great Millet)	IRR				Taluk Level	21	1362.52
62	YADGIRI	Shorapur	SHORAPURA	Hobli	Sorghum (Jowar/Great Millet)	IRR				Taluk Level	21	1362.52
63	YADGIRI	Shorapur	KAKKERA	Hobli	Sorghum (Jowar/Great Millet)	IRR				Taluk Level	21	1362.52
64	YADGIRI	Shorapur	KEMBHAVI	Hobli	SUNFLOWER	IRR				State Level	491	1158.90
65	YADGIRI	Shorapur	SHORAPURA	Hobli	SUNFLOWER	IRR				State Level	491	1158.90
66	YADGIRI	Shorapur	KAKKERA	Hobli	SUNFLOWER	IRR				State Level	491	1158.90
67	YADGIRI	Shorapur	KEMBHAVI	Hobli	SUNFLOWER	RF				State Level	509	470.36
68	YADGIRI	Shorapur	KAKKERA	Hobli	SUNFLOWER	RF				State Level	509	470.36
69	YADGIRI	Shorapur	SHORAPURA	Hobli	SUNFLOWER	RF				State Level	509	470.36
70	YADGIRI	Shorapur	SHORAPURA	Hobli	Wheat	IRR				District Level	20	816.69

Government of Karnataka
Directorate of Economics and Statistics
Hobli Level Average Yield data for Rabi season 2017-18

S.N	District	Taluk	Insurance Unit (hobli/ GP)	GP/ HOBLI	Crop	IRR_Rf	Area_Sown_Ha	No_CCEs_Conducted	Average Yield(Kg/Ha)	Name_Of_Higher_Level	No_cce_Conducted_Higher	Higher Average Yield(Kg/Ha)
71	YADGIRI	Shorapur	KEMBHAVI	Hobli	Wheat	RF				District Level	20	859.07
72	YADGIRI	Shorapur	SHORAPURA	Hobli	Wheat	RF				District Level	20	859.07
73	YADGIRI	Shorapur	KAKKERA	Hobli	Wheat	RF				District Level	20	859.07
74	YADGIRI	Vadagera	HAIYYALA B	Hobli	Bengal Gram	IRR				Taluk Level	2	1193.99
75	YADGIRI	Vadagera	VADAGERA	Hobli	Bengal Gram	IRR				Taluk Level	2	1193.99
76	YADGIRI	Vadagera	VADAGERA	Hobli	Bengal Gram	RF		10	686.79			
77	YADGIRI	Vadagera	HAIYYALA B	Hobli	Bengal Gram	RF				Taluk Level	10	686.79
78	YADGIRI	Vadagera	HAIYYALA B	Hobli	PADDY	IRR				State Level	1037	3966.75
79	YADGIRI	Vadagera	VADAGERA	Hobli	PADDY	IRR				State Level	1037	3966.75
80	YADGIRI	Vadagera	HAIYYALA B	Hobli	Safflower	RF				District Level	22	726.94
81	YADGIRI	Vadagera	VADAGERA	Hobli	Safflower	RF				District Level	22	726.94
82	YADGIRI	Vadagera	HAIYYALA B	Hobli	Sorghum (Jowar/Great Millet)	IRR				Taluk Level	8	3517.27
83	YADGIRI	Vadagera	VADAGERA	Hobli	Sorghum (Jowar/Great Millet)	IRR				Taluk Level	8	3517.27
84	YADGIRI	Vadagera	HAIYYALA B	Hobli	SUNFLOWER	IRR				State Level	491	1158.90
85	YADGIRI	Vadagera	VADAGERA	Hobli	SUNFLOWER	IRR				State Level	491	1158.90
86	YADGIRI	Vadagera	VADAGERA	Hobli	SUNFLOWER	RF				State Level	509	470.36

Government of Karnataka
Directorate of Economics and Statistics
Hobli Level Average Yield data for Rabi season 2017-18

S.N	District	Taluk	Insurance Unit (hobli/ GP)	GP/ HOBLI	Crop	IRR_Rf	Area_Sown_Ha	No_CCEs_Conducted	Average Yield(Kg/Ha)	Name_Of_Higher_Level	No_cce_Conducted_Higher	Higher Average Yield(Kg/Ha)
87	YADGIRI	Vadagera	HAIYYALA B	Hobli	SUNFLOWER	RF				State Level	509	470.36
88	YADGIRI	Vadagera	HAIYYALA B	Hobli	Wheat	IRR				District Level	20	816.69
89	YADGIRI	Vadagera	HAIYYALA B	Hobli	Wheat	RF				District Level	20	859.07
90	YADGIRI	Vadagera	VADAGERA	Hobli	Wheat	RF				District Level	20	859.07
91	YADGIRI	Yadgir	BALICHAKRA	Hobli	Bengal Gram	RF		10	761.87			
92	YADGIRI	Yadgir	SAIDAPORA	Hobli	Bengal Gram	RF		10	901.00			
93	YADGIRI	Yadgir	HATTIKUNI	Hobli	Bengal Gram	RF		10	722.12			
94	YADGIRI	Yadgir	YADAGIRI	Hobli	Bengal Gram	RF				Taluk Level	34	796.29
95	YADGIRI	Yadgir	SAIDAPORA	Hobli	PADDY	IRR				State Level	1037	3966.75
96	YADGIRI	Yadgir	BALICHAKRA	Hobli	PADDY	IRR				State Level	1037	3966.75
97	YADGIRI	Yadgir	YADAGIRI	Hobli	PADDY	IRR				State Level	1037	3966.75
98	YADGIRI	Yadgir	HATTIKUNI	Hobli	PADDY	IRR				State Level	1037	3966.75
99	YADGIRI	Yadgir	YADAGIRI	Hobli	Safflower	RF				District Level	22	726.94
100	YADGIRI	Yadgir	SAIDAPORA	Hobli	Safflower	RF				District Level	22	726.94

Government of Karnataka
Directorate of Economics and Statistics
Hobli Level Average Yield data for Rabi season 2017-18

S.N	District	Taluk	Insurance Unit (hobli/ GP)	GP/ HOBLI	Crop	IRR_RF	Area_Sown_Ha	No_CCEs_Conducted	Average Yield(Kg/Ha)	Name_Of_Higher_Level	No_cce_Conducted_Higher	Higher Average Yield(Kg/Ha)
101	YADGIRI	Yadgir	BALICHAKRA	Hobli	Safflower	RF				District Level	22	726.94
102	YADGIRI	Yadgir	HATTIKUNI	Hobli	Safflower	RF				District Level	22	726.94
103	YADGIRI	Yadgir	YADAGIRI	Hobli	SUNFLOWER	RF				State Level	509	470.36
104	YADGIRI	Yadgir	SAIDAPORA	Hobli	SUNFLOWER	RF				State Level	509	470.36



Joint Director
Crop insurance scheme Division
Directorate of Economics and Statistics

