

Government of Karnataka
Directorate of Economics and Statistics
GP Level Average Yield data for Rabi season 2017-18

S.N	District	Taluk	Insurance Unit (hobli/ GP)	GP/HOBLI	Crop	IRR_RF	Area_S own_H a	No_CCEs_Conducted	Average Yield(Kg/Ha)	Name_Of_Higher_Level	No_cce_Conducted_Higher	Higher Average Yield(Kg/Ha)
1	Bagalkot	Badami	JUMMANAKATTI	GP	Sorghum (Jowar/Great Millet)	RF	523	4	1318.74			
2	Bagalkot	Badami	KATAGERI	GP	Sorghum (Jowar/Great Millet)	RF	1501	4	704.46			
3	Bagalkot	Badami	KAKANUR	GP	Sorghum (Jowar/Great Millet)	RF	486	4	258.85			
4	Bagalkot	Badami	KATARAKI	GP	Sorghum (Jowar/Great Millet)	RF	495	4	938.22			
5	Bagalkot	Badami	KELAVADI	GP	Sorghum (Jowar/Great Millet)	RF	702	4	1518.68			
6	Bagalkot	Badami	KOTIKALL	GP	Sorghum (Jowar/Great Millet)	RF	689	4	482.83			
7	Bagalkot	Badami	KITTALI	GP	Sorghum (Jowar/Great Millet)	RF	591	4	1701.60			
8	Bagalkot	Badami	ADAGALL	GP	Sorghum (Jowar/Great Millet)	RF	198	4	593.76			
9	Bagalkot	Badami	CHOLACHAGUDD	GP	Sorghum (Jowar/Great Millet)	RF	251			Hobli Level	42	910.74
10	Bagalkot	Badami	FHAKEERABOODIHALL	GP	Sorghum (Jowar/Great Millet)	RF	1120			Hobli Level	30	1605.23
11	Bagalkot	Badami	PATTADAKALL	GP	Sorghum (Jowar/Great Millet)	RF	451	4	172.92			
12	Bagalkot	Badami	PARVATI	GP	Sorghum (Jowar/Great Millet)	RF	659	4	310.25			
13	Bagalkot	Badami	JALIHALL	GP	Sorghum (Jowar/Great Millet)	RF	198	4	1915.02			
14	Bagalkot	Badami	BELOOR	GP	Sorghum (Jowar/Great Millet)	RF	600	4	511.46			
15	Bagalkot	Badami	NANDIKESHWAR	GP	Sorghum (Jowar/Great Millet)	RF	532	4	813.67			
16	Bagalkot	Badami	LAYADAGUNDI	GP	Sorghum (Jowar/Great Millet)	RF	354	4	413.54			

Government of Karnataka
Directorate of Economics and Statistics
GP Level Average Yield data for Rabi season 2017-18

S.N	District	Taluk	Insurance Unit (hobli/ GP)	GP/HOBLI	Crop	IRR_RF	Area_S own_H a	No_CCEs_Conducted	Average Yield(Kg/Ha)	Name_Of_Higher_Level	No_cce Conducted_Higher	Higher Average Yield(Kg/Ha)
17	Bagalkot	Badami	MAMATAGERI	GP	Sorghum (Jowar/Great Millet)	RF	881			Hobli Level	41	1854.68
18	Bagalkot	Badami	MANGALUR	GP	Sorghum (Jowar/Great Millet)	RF	546			Hobli Level	42	910.74
19	Bagalkot	Badami	MUTTALAGERI	GP	Sorghum (Jowar/Great Millet)	RF	601			Hobli Level	83	1540.03
20	Bagalkot	Badami	MUSTIGERI	GP	Sorghum (Jowar/Great Millet)	RF	620	4	1746.09			
21	Bagalkot	Badami	SULIKERI	GP	Sorghum (Jowar/Great Millet)	RF	541	4	2254.62			
22	Bagalkot	Badami	ANAVAL	GP	Sorghum (Jowar/Great Millet)	RF	735	4	1214.52			
23	Bagalkot	Badami	HALAKURKI	GP	Sorghum (Jowar/Great Millet)	RF	702	4	808.28			
24	Bagalkot	Badami	HANSURA	GP	Sorghum (Jowar/Great Millet)	RF	645	4	664.79			
25	Bagalkot	Badami	HALADUR	GP	Sorghum (Jowar/Great Millet)	RF	502	4	1237.91			
26	Bagalkot	Badami	HULLIKERI-INAM	GP	Sorghum (Jowar/Great Millet)	RF	2012	4	1449.75			
27	Bagalkot	Badami	HOOLAGERI	GP	Sorghum (Jowar/Great Millet)	RF	1402	4	2990.78			
28	Bagalkot	Badami	HEBALLI	GP	Sorghum (Jowar/Great Millet)	RF	725	4	1820.03			
29	Bagalkot	Badami	HOSUR	GP	Sorghum (Jowar/Great Millet)	RF	251	4	1157.09			
30	Bagalkot	Badami	NEERABOODIHAL	GP	Sorghum (Jowar/Great Millet)	RF	1121	4	654.05			

Government of Karnataka
Directorate of Economics and Statistics
GP Level Average Yield data for Rabi season 2017-18

S.N	District	Taluk	Insurance Unit (hobli/ GP)	GP/HOBLI	Crop	IRR_RF	Area_S own_H a	No_CCEs_Conducted	Average Yield(Kg/Ha)	Name_Of_Higher_Level	No_cce Conducted_Higher	Higher Average Yield(Kg/Ha)
31	Bagalkot	Badami	NEERALAKERI	GP	Sorghum (Jowar/Great Millet)	RF	423	4	2682.90			
32	Bagalkot	Badami	NEELAGUND	GP	Sorghum (Jowar/Great Millet)	RF	542	4	2789.04			
33	Bagalkot	Badami	ALUR-SK	GP	Sorghum (Jowar/Great Millet)	RF	502			Hobli Level	41	1854.68
34	Bagalkot	Badami	HALIGERI	GP	Sorghum (Jowar/Great Millet)	RF	341	4	1549.10			
35	Bagalkot	Badami	HANAPUR-SP	GP	Sorghum (Jowar/Great Millet)	RF	456	4	758.66			
36	Bagalkot	Badami	HANGARAGI	GP	Sorghum (Jowar/Great Millet)	RF	762	4	693.40			
37	Bagalkot	Badami	KAINAKA ITI	GP	Sorghum (Jowar/Great Millet)	RF	874	4	1365.53			
38	Bagalkot	Badami	KENDURU	GP	Sorghum (Jowar/Great Millet)	RF	231	4	644.87			
39	Bagalkot	Badami	MANGALAGUDDA	GP	Sorghum (Jowar/Great Millet)	RF	351	4	1937.29			
40	Bagalkot	Badami	NARASAPUR	GP	Sorghum (Jowar/Great Millet)	RF	401	4	756.49			
41	Bagalkot	Badami	KULAGERI CROSS	GP	Sorghum (Jowar/Great Millet)	RF	521	4	1745.20			
42	Bagalkot	Badami	Badami (ULB)	GP	Sorghum (Jowar/Great Millet)	RF	768			Hobli Level	42	910.74
43	Bagalkot	Badami	Guledgudda (ULB)	GP	Sorghum (Jowar/Great Millet)	RF	112	4	594.77			
44	Bagalkot	Badami	Kerur (ULB)	GP	Sorghum (Jowar/Great Millet)	RF	621	4	1769.66			

Government of Karnataka
Directorate of Economics and Statistics
GP Level Average Yield data for Rabi season 2017-18

S.N	District	Taluk	Insurance Unit (hobli/ GP)	GP/ HOBLI	Crop	IRR_RF	Area_S own_H a	No_CCEs_Conducted	Average Yield(Kg/Ha)	Name_Of_Higher_Level	No_cce Conducted_Higher	Higher Average Yield(Kg/Ha)
45	Bagalkot	Badami	JUMMANAKATTI	GP	SUNFLOWER	RF	0			Hobli Level	5	302.78
46	Bagalkot	Badami	KATAGERI	GP	SUNFLOWER	RF	0			Hobli Level	5	302.78
47	Bagalkot	Badami	KAKANUR	GP	SUNFLOWER	RF	72	4	146.13			
48	Bagalkot	Badami	KATARAKI	GP	SUNFLOWER	RF	0			Hobli Level	16	497.90
49	Bagalkot	Badami	KELAVADI	GP	SUNFLOWER	RF	0			Hobli Level	5	302.78
50	Bagalkot	Badami	KOTIKALL	GP	SUNFLOWER	RF	0			Hobli Level	5	302.78
51	Bagalkot	Badami	KITTALI	GP	SUNFLOWER	RF	1			Hobli Level	23	711.84
52	Bagalkot	Badami	ADAGALL	GP	SUNFLOWER	RF	1			Hobli Level	16	497.90
53	Bagalkot	Badami	CHOLACHAGUDD	GP	SUNFLOWER	RF	0			Hobli Level	16	497.90
54	Bagalkot	Badami	FHAKEERABOODIHAL	GP	SUNFLOWER	RF	0			Hobli Level	3	270.61
55	Bagalkot	Badami	PATTADAKALL	GP	SUNFLOWER	RF	97	4	196.38			
56	Bagalkot	Badami	PARVATI	GP	SUNFLOWER	RF	1			Hobli Level	5	302.78
57	Bagalkot	Badami	JALIHAL	GP	SUNFLOWER	RF	0			Hobli Level	16	497.90
58	Bagalkot	Badami	BELOOR	GP	SUNFLOWER	RF	72	4	927.38			

Government of Karnataka
Directorate of Economics and Statistics
GP Level Average Yield data for Rabi season 2017-18

S.N	District	Taluk	Insurance Unit (hobli/ GP)	GP/ HOBLI	Crop	IRR_Rf	Area_S own_H a	No_CCEs_Conducted	Average Yield(Kg/Ha)	Name_Of_Higher_Level	No_cce Conducted_Higher	Higher Average Yield(Kg/Ha)
59	Bagalkot	Badami	NANDIKESHWAR	GP	SUNFLOWER	RF	0			Hobli Level	16	497.90
60	Bagalkot	Badami	NAGARAL-S.P	GP	SUNFLOWER	RF	0			Hobli Level	5	302.78
61	Bagalkot	Badami	LAYADAGUNDI	GP	SUNFLOWER	RF	1			Hobli Level	5	302.78
62	Bagalkot	Badami	MAMATAGERI	GP	SUNFLOWER	RF	0			Hobli Level	23	711.84
63	Bagalkot	Badami	MANGALUR	GP	SUNFLOWER	RF	0			Hobli Level	16	497.90
64	Bagalkot	Badami	MUTTALAGERI	GP	SUNFLOWER	RF	1			Hobli Level	39	640.53
65	Bagalkot	Dadami	MUSTIGERI	GP	SUNFLOWER	RF	1			Hobli Level	23	711.84
66	Bagalkot	Badami	SULIKERI	GP	SUNFLOWER	RF	0			Hobli Level	3	270.61
67	Bagalkot	Badami	ANAVAL	GP	SUNFLOWER	RF	0			Hobli Level	3	270.61
68	Bagalkot	Badami	HALAKURKI	GP	SUNFLOWER	RF	0			Hobli Level	19	422.14
69	Bagalkot	Badami	HANSURA	GP	SUNFLOWER	RF	1			Hobli Level	16	497.90
70	Bagalkot	Badami	HALADUR	GP	SUNFLOWER	RF	0			Hobli Level	5	302.78
71	Bagalkot	Badami	HULLIKERI-INAM	GP	SUNFLOWER	RF	0			Hobli Level	3	270.61
72	Bagalkot	Badami	HOOLAGERI	GP	SUNFLOWER	RF	96			Hobli Level	3	270.61
73	Bagalkot	Badami	HEBALLI	GP	SUNFLOWER	RF	92			Hobli Level	23	711.84

Government of Karnataka
Directorate of Economics and Statistics
GP Level Average Yield data for Rabi season 2017-18

S.N	District	Taluk	Insurance Unit (hobli/ GP)	GP/HOBLI	Crop	IRR_RF	Area_S own_H a	No_CCEs_Conducted	Average Yield(Kg/Ha)	Name_Of_Higher_Level	No_cce_Conducted_Higher	Higher Average Yield(Kg/Ha)
74	Bagalkot	Badami	HOSUR	GP	SUNFLOWER	RF	85	4	552.86			
75	Bagalkot	Badami	NEERABOODIHAL	GP	SUNFLOWER	RF	0			Hobli Level	3	270.61
76	Bagalkot	Badami	NEERALAKERI	GP	SUNFLOWER	RF	84	4	746.88			
77	Bagalkot	Badami	NEELAGUND	GP	SUNFLOWER	RF	86	4	764.74			
78	Bagalkot	Badami	ALUR-SK	GP	SUNFLOWER	RF	0			Hobli Level	23	711.84
79	Bagalkot	Badami	HALIGERI	GP	SUNFLOWER	RF	0			Hobli Level	23	711.84
80	Bagalkot	Badami	HANAPUR-SP	GP	SUNFLOWER	RF	85			Hobli Level	5	302.78
81	Bagalkot	Badami	HANGARAGI	GP	SUNFLOWER	RF	1			Hobli Level	5	302.78
82	Bagalkot	Badami	KAINAKATTI	GP	SUNFLOWER	RF	0			Hobli Level	3	270.61
83	Bagalkot	Badami	KENDURU	GP	SUNFLOWER	RF	0			Hobli Level	16	497.90
84	Bagalkot	Badami	MANGALAGUDDA	GP	SUNFLOWER	RF	0			Hobli Level	5	302.78
85	Bagalkot	Badami	NARASAPUR	GP	SUNFLOWER	RF	76	4	1162.37			
86	Bagalkot	Badami	KULAGERI CROSS	GP	SUNFLOWER	RF	1			Hobli Level	23	711.84
87	Bagalkot	Badami	Badami (ULB)	GP	SUNFLOWER	RF	0			Hobli Level	16	497.90
88	Bagalkot	Badami	Kerur (ULB)	GP	SUNFLOWER	RF	0			Hobli Level	3	270.61
89	Bagalkot	Bagalkot	NEERALAKERI	GP	Bengal Gram	RF	2			Hobli Level	42	818.70

Government of Karnataka
Directorate of Economics and Statistics
GP Level Average Yield data for Rabi season 2017-18

S.N	District	Taluk	Insurance Unit (hobli/ GP)	GP/ HOBLI	Crop	IRR_RF	Area_S own_H a	No_CCEs_Conducted	Average Yield(Kg/Ha)	Name_Of_Higher_Level	No_cce Conducted_Higher	Higher Average Yield(Kg/Ha)
90	Bagalkot	Bagalkot	SHIRUR	GP	Bengal Gram	RF	3600	4	682.13			
91	Bagalkot	Bagalkot	BHAGAVATHI	GP	Bengal Gram	RF	846	4	971.66			
92	Bagalkot	Bagalkot	HALLUR	GP	Bengal Gram	RF	315	4	761.87			
93	Bagalkot	Bagalkot	BEVOOR	GP	Bengal Gram	RF	500	4	891.92			
94	Bagalkot	Bagalkot	HIREGULABAL	GP	Bengal Gram	RF	0			Hobli Level	24	817.12
95	Bagalkot	Bagalkot	BENNUR	GP	Bengal Gram	RF	0			Hobli Level	24	817.12
96	Bagalkot	Bagalkot	KADLIMATTI	GP	Bengal Gram	RF	607	4	971.66			
97	Bagalkot	Bagalkot	BILKERUR	GP	Bengal Gram	RF	746	4	820.63			
98	Bagalkot	Bagalkot	KHAJJIDONI	GP	Bengal Gram	RF	181	4	765.32			
99	Bagalkot	Bagalkot	MUGALOLLI	GP	Bengal Gram	RF	421	4	724.88			
100	Bagalkot	Bagalkot	KADAMPUR	GP	Bengal Gram	RF	819	4	645.93			
101	Bagalkot	Bagalkot	BENAKATTI	GP	Bengal Gram	RF	625	4	756.35			
102	Bagalkot	Bagalkot	RAMPUR	GP	Bengal Gram	RF	0			Hobli Level	24	817.12
103	Bagalkot	Bagalkot	CHIKKASHELLIKERI	GP	Bengal Gram	RF	383	4	475.34			
104	Bagalkot	Bagalkot	KALADAGI	GP	Bengal Gram	RF	464	4	707.28			
105	Bagalkot	Bagalkot	SUTAGUNDAR	GP	Bengal Gram	RF	716	4	648.69			

Government of Karnataka
Directorate of Economics and Statistics
GP Level Average Yield data for Rabi season 2017-18

S.N	District	Taluk	Insurance Unit (hobli/ GP)	GP/ HOBLI	Crop	IRR_Rf	Area_S own_H a	No_CCEs_Conducted	Average Yield(Kg/Ha)	Name_Of_Higher_Level	No_cce Conducted_Higher	Higher Average Yield(Kg/Ha)
106	Bagalkot	Bagalkot	GADDANAKERI	GP	Bengal Gram	RF	335	4	538.28			
107	Bagalkot	Bagalkot	YADAHALLI	GP	Bengal Gram	RF	363	4	427.03			
108	Bagalkot	Bagalkot	TULASIGERI	GP	Bengal Gram	RF	0			Hobli Level	32	632.60
109	Bagalkot	Bagalkot	NAYANEGALI	GP	Bengal Gram	RF	966	4	830.06			
110	Bagalkot	Bagalkot	MURANAL	GP	Bengal Gram	RF	327	4	819.23			
111	Bagalkot	Bagalkot	BEVINAMATTI-S.H	GP	Bengal Gram	RF	406	4	845.91			
112	Bagalkot	Bagalkot	CHIKKAMYAGFRI	GP	Bengal Gram	RF	1004	4	752.67			
113	Bagalkot	Bagalkot	DEVANAL	GP	Bengal Gram	RF	0			Hobli Level	32	632.60
114	Bagalkot	Bagalkot	HOSUR	GP	Bengal Gram	RF	1274	4	1051.64			
115	Bagalkot	Bagalkot	SEEMIKERI	GP	Bengal Gram	RF	248	4	682.37			
116	Bagalkot	Bagalkot	SHEEGIKERI	GP	Bengal Gram	RF	204	4	1051.16			
117	Bagalkot	Bagalkot	TIMMAPUR	GP	Bengal Gram	RF	412	4	652.99			
118	Bagalkot	Bagalkot	Bagalkote (ULB)	GP	Bengal Gram	RF	105	4	709.42			
119	Bagalkot	Bagalkot	NEERALAKERI	GP	Sorghum (Jowar/Great Millet)	RF	595	4	1518.68			
120	Bagalkot	Bagalkot	SHIRUR	GP	Sorghum (Jowar/Great Millet)	RF	2473	4	1295.27			
121	Bagalkot	Bagalkot	BHAGAVATHI	GP	Sorghum (Jowar/Great Millet)	RF	881	4	1447.01			

Government of Karnataka
Directorate of Economics and Statistics
GP Level Average Yield data for Rabi season 2017-18

S.N	District	Taluk	Insurance Unit (hobli/ GP)	GP/ HOBLI	Crop	IRR_RF	Area_S own_H a	No_CCEs_Conducted	Average Yield(Kg/Ha)	Name_Of_Higher_Level	No_cce Conducted_Higher	Higher Average Yield(Kg/Ha)
122	Bagalkot	Bagalkot	HALLUR	GP	Sorghum (Jowar/Great Millet)	RF	313	4	1171.61			
123	Bagalkot	Bagalkot	BEVOOR	GP	Sorghum (Jowar/Great Millet)	RF	518	4	1589.95			
124	Bagalkot	Bagalkot	HIREGULABAL	GP	Sorghum (Jowar/Great Millet)	RF	0			Hobli Level	24	1087.67
125	Bagalkot	Bagalkot	BENNUR	GP	Sorghum (Jowar/Great Millet)	RF	0			Hobli Level	24	1087.67
126	Bagalkot	Bagalkot	KADLIMATTI	GP	Sorghum (Jowar/Great Millet)	RF	965	4	1479.12			
127	Bagalkot	Bagalkot	BILKERUR	GP	Sorghum (Jowar/Great Millet)	RF	496	4	1036.82			
128	Bagalkot	Bagalkot	KHAJJIDONI	GP	Sorghum (Jowar/Great Millet)	RF	407	4	1121.54			
129	Bagalkot	Bagalkot	MUGALOLLI	GP	Sorghum (Jowar/Great Millet)	RF	1007	4	1371.32			
130	Bagalkot	Bagalkot	KADAMPUR	GP	Sorghum (Jowar/Great Millet)	RF	1170	4	646.61			
131	Bagalkot	Bagalkot	BENAKATTI	GP	Sorghum (Jowar/Great Millet)	RF	668	4	1342.14			
132	Bagalkot	Bagalkot	RAMPUR	GP	Sorghum (Jowar/Great Millet)	RF	0			Hobli Level	24	1087.67
133	Bagalkot	Bagalkot	CHIKKASHELLIKERI	GP	Sorghum (Jowar/Great Millet)	RF	589	4	527.92			
134	Bagalkot	Bagalkot	KALADAGI	GP	Sorghum (Jowar/Great Millet)	RF	207	4	1038.20			
135	Bagalkot	Bagalkot	SUTAGUNDAR	GP	Sorghum (Jowar/Great Millet)	RF	886	4	1082.40			
136	Bagalkot	Bagalkot	GADDANAKERI	GP	Sorghum (Jowar/Great Millet)	RF	204	4	984.10			

Government of Karnataka
Directorate of Economics and Statistics
GP Level Average Yield data for Rabi season 2017-18

S.N	District	Taluk	Insurance Unit (hobli/ GP)	GP/ HOBLI	Crop	IRR_Rf	Area_S own_H a	No_CCEs_Conducted	Average Yield(Kg/Ha)	Name_Of_Higher_Level	No_cce Conducted_Higher	Higher Average Yield(Kg/Ha)
137	Bagalkot	Bagalkot	YADAHALLI	GP	Sorghum (Jowar/Great Millet)	RF	406	4	1001.80			
138	Bagalkot	Bagalkot	TULASIGERI	GP	Sorghum (Jowar/Great Millet)	RF	123	4	622.35			
139	Bagalkot	Bagalkot	NAYANEGALI	GP	Sorghum (Jowar/Great Millet)	RF	1142	4	1055.09			
140	Bagalkot	Bagalkot	MURANAL	GP	Sorghum (Jowar/Great Millet)	RF	631	4	1356.85			
141	Bagalkot	Bagalkot	BEVINAMATTI-S.H	GP	Sorghum (Jowar/Great Millet)	RF	405	4	1086.36			
142	Bagalkot	Bagalkot	CHIKKAMYAGERI	GP	Sorghum (Jowar/Great Millet)	RF	908	4	1178.72			
143	Bagalkot	Bagalkot	DEVANAL	GP	Sorghum (Jowar/Great Millet)	RF	8	4	1054.69			
144	Bagalkot	Bagalkot	HOSUR	GP	Sorghum (Jowar/Great Millet)	RF	502	4	1015.98			
145	Bagalkot	Bagalkot	SEEMIKERI	GP	Sorghum (Jowar/Great Millet)	RF	245	4	1125.94			
146	Bagalkot	Bagalkot	SHEEGIKERI	GP	Sorghum (Jowar/Great Millet)	RF	312	4	1174.39			
147	Bagalkot	Bagalkot	TIMMAPUR	GP	Sorghum (Jowar/Great Millet)	RF	359	4	1208.63			
148	Bagalkot	Bagalkot	Bagalkote (ULB)	GP	Sorghum (Jowar/Great Millet)	RF	120	4	950.01			
149	Bagalkot	Bilagi	ANAGAWADI	GP	Bengal Gram	RF	1			Hobli Level	24	451.97
150	Bagalkot	Bilagi	ARAKERI	GP	Bengal Gram	RF	0			Hobli Level	24	451.97
151	Bagalkot	Bilagi	BADAGI	GP	Bengal Gram	RF	0			Hobli Level	20	339.56

Government of Karnataka
Directorate of Economics and Statistics
GP Level Average Yield data for Rabi season 2017-18

S.N	District	Taluk	Insurance Unit (hobli/ GP)	GP/HOBLI	Crop	IRR_RF	Area_S own_H a	No_CCEs_Conducted	Average Yield(Kg/Ha)	Name_Of_Higher_Level	No_cce Conducted_Higher	Higher Average Yield(Kg/Ha)
152	Bagalkot	Bilagi	CHIKKALAGUNDI	GP	Bengal Gram	RF	1			Hobli Level	24	451.97
153	Bagalkot	Bilagi	GALAGALI	GP	Bengal Gram	RF	0			Hobli Level	20	339.56
154	Bagalkot	Bilagi	GIRISAGAR	GP	Bengal Gram	RF	251	4	692.86			
155	Bagalkot	Bilagi	HERAKALL	GP	Bengal Gram	RF	4			Hobli Level	24	451.97
156	Bagalkot	Bilagi	HONNIHAL	GP	Bengal Gram	RF	194	4	248.44			
157	Bagalkot	Bilagi	KATARAKI	GP	Bengal Gram	RF	0			Hobli Level	24	451.97
158	Bagalkot	Bilagi	KOLUR	GP	Bengal Gram	RF	0			Hobli Level	20	339.56
159	Bagalkot	Bilagi	KUNDARAGI	GP	Bengal Gram	RF	5	4	415.16			
160	Bagalkot	Bilagi	SIDDAPUR	GP	Bengal Gram	RF	352	4	316.07			
161	Bagalkot	Bilagi	SONN	GP	Bengal Gram	RF	0			Hobli Level	20	339.56
162	Bagalkot	Bilagi	SUNAG	GP	Bengal Gram	RF	0			Hobli Level	24	451.97
163	Bagalkot	Bilagi	TEGGI	GP	Bengal Gram	RF	106			Hobli Level	20	339.56
164	Bagalkot	Bilagi	BADAGANDI	GP	Bengal Gram	RF	289	4	453.04			
165	Bagalkot	Bilagi	BUDIHAL-SH	GP	Bengal Gram	RF	5			Hobli Level	24	451.97
166	Bagalkot	Bilagi	JANAMATTI	GP	Bengal Gram	RF	64	4	281.56			
167	Bagalkot	Bilagi	NAGARALA	GP	Bengal Gram	RF	292			Hobli Level	20	339.56

Government of Karnataka
Directorate of Economics and Statistics
GP Level Average Yield data for Rabi season 2017-18

S.N	District	Taluk	Insurance Unit (hobli/ GP)	GP/HOBLI	Crop	IRR_RF	Area_S own_H a	No_CCEs_Conducted	Average Yield(Kg/Ha)	Name_Of_Higher_Level	No_cce Conducted_Higher	Higher Average Yield(Kg/Ha)
168	Bagalkot	Bilagi	KORTI	GP	Bengal Gram	RF	4	4	248.44			
169	Bagalkot	Bilagi	Bilagi (ULB)	GP	Bengal Gram	RF	298	4	234.63			
170	Bagalkot	Bilagi	ANAGAWADI	GP	Sorghum (Jowar/Great Millet)	RF	1			Hobli Level	38	1205.17
171	Bagalkot	Bilagi	ARAKERI	GP	Sorghum (Jowar/Great Millet)	RF	35	4	1411.82			
172	Bagalkot	Bilagi	BADAGI	GP	Sorghum (Jowar/Great Millet)	RF	0			Hobli Level	23	1621.59
173	Bagalkot	Bilagi	CHIKKALAGUNDI	GP	Sorghum (Jowar/Great Millet)	RF	180	4	1067.76			
174	Bagalkot	Bilagi	GIRISAGAR	GP	Sorghum (Jowar/Great Millet)	RF	956	4	727.44			
175	Bagalkot	Bilagi	HERAKALL	GP	Sorghum (Jowar/Great Millet)	RF	310	4	1232.94			
176	Bagalkot	Bilagi	HONNIHAL	GP	Sorghum (Jowar/Great Millet)	RF	261	4	159.24			
177	Bagalkot	Bilagi	KANDAGALL	GP	Sorghum (Jowar/Great Millet)	RF	0			Hobli Level	38	1205.17
178	Bagalkot	Bilagi	KATARAKI	GP	Sorghum (Jowar/Great Millet)	RF	0			Hobli Level	38	1205.17
179	Bagalkot	Bilagi	KOLUR	GP	Sorghum (Jowar/Great Millet)	RF	0			Hobli Level	23	1621.59
180	Bagalkot	Bilagi	KUNDARAGI	GP	Sorghum (Jowar/Great Millet)	RF	158	4	1603.15			
181	Bagalkot	Bilagi	SIDDAPUR	GP	Sorghum (Jowar/Great Millet)	RF	892	4	846.65			
182	Bagalkot	Bilagi	SONN	GP	Sorghum (Jowar/Great Millet)	RF	0			Hobli Level	23	1621.59

Government of Karnataka
Directorate of Economics and Statistics
GP Level Average Yield data for Rabi season 2017-18

S.N	District	Taluk	Insurance Unit (hobli/ GP)	GP/ HOBLI	Crop	IRR_RF	Area_S own_H a	No_CCEs_Conducted	Average Yield(Kg/Ha)	Name_Of_Higher_Level	No_cce Conducted_Higher	Higher Average Yield(Kg/Ha)
183	Bagalkot	Bilagi	SUNAG	GP	Sorghum (Jowar/Great Millet)	RF	80	4	1200.39			
184	Bagalkot	Bilagi	TEGGI	GP	Sorghum (Jowar/Great Millet)	RF	201			Hobli Level	23	1621.59
185	Bagalkot	Bilagi	BADAGANDI	GP	Sorghum (Jowar/Great Millet)	RF	873	4	1069.93			
186	Bagalkot	Bilagi	BUDIHAL-SH	GP	Sorghum (Jowar/Great Millet)	RF	180	4	1486.59			
187	Bagalkot	Bilagi	JANAMATTI	GP	Sorghum (Jowar/Great Millet)	RF	169	4	1768.08			
188	Bagalkot	Bilagi	NAGARALA	GP	Sorghum (Jowar/Great Millet)	RF	758	4	1725.42			
189	Bagalkot	Bilagi	KORTI	GP	Sorghum (Jowar/Great Millet)	RF	289	4	1715.30			
190	Bagalkot	Bilagi	Bilagi (ULB)	GP	Sorghum (Jowar/Great Millet)	RF	1950	4	2733.20			
191	Bagalkot	Hungund	KUDALASANGAM	GP	Bengal Gram	RF	1200	4	861.24			
192	Bagalkot	Hungund	GANJIHAL	GP	Bengal Gram	RF	2000	4	304.14			
193	Bagalkot	Hungund	BELAGALL	GP	Bengal Gram	RF	1645	4	132.50			
194	Bagalkot	Hungund	CHITTARAGI	GP	Bengal Gram	RF	2350	4	407.16			
195	Bagalkot	Hungund	KARADI	GP	Bengal Gram	RF	3140	4	637.65			
196	Bagalkot	Hungund	NANDAWADAGI	GP	Bengal Gram	RF	2800	4	756.35			
197	Bagalkot	Hungund	KANDAGALL	GP	Bengal Gram	RF	1900	4	1621.90			

Government of Karnataka
Directorate of Economics and Statistics
GP Level Average Yield data for Rabi season 2017-18

S.N	District	Taluk	Insurance Unit (hobli/ GP)	GP/ HOBLI	Crop	IRR_RF	Area_S own_H a	No_CCEs_Conducted	Average Yield(Kg/Ha)	Name_Of_Higher_Level	No_cce Conducted_Higher	Higher Average Yield(Kg/Ha)
198	Bagalkot	Hungund	HIRE OTAGERI	GP	Bengal Gram	RF	2295			Hobli Level	34	878.55
199	Bagalkot	Hungund	HIRE SINGANAGUTTI	GP	Bengal Gram	RF	2300	4	701.14			
200	Bagalkot	Hungund	HIRE KODAGALI	GP	Bengal Gram	RF	1200	4	756.35			
201	Bagalkot	Hungund	BALAKUNDI	GP	Bengal Gram	RF	1260	4	604.53			
202	Bagalkot	Hungund	GORABAL	GP	Bengal Gram	RF	2930	4	557.60			
203	Bagalkot	Hungund	JAMBALADINNI	GP	Bengal Gram	RF	1250	4	378.18			
204	Bagalkot	Hungund	BUDIHAL-S.K	GP	Bengal Gram	RF	1992	4	590.73			
205	Bagalkot	Hungund	BINJAWADAGI	GP	Bengal Gram	RF	3400	4	375.41			
206	Bagalkot	Hungund	RAKKASAGI	GP	Bengal Gram	RF	962	4	828.12			
207	Bagalkot	Hungund	NAGUR	GP	Bengal Gram	RF	208	4	575.27			
208	Bagalkot	Hungund	AMARAVATI	GP	Bengal Gram	RF	2650	4	772.91			
209	Bagalkot	Hungund	HIREMAGI	GP	Bengal Gram	RF	482	4	560.36			
210	Bagalkot	Hungund	MUGANUR	GP	Bengal Gram	RF	600	4	993.75			
211	Bagalkot	Hungund	SULIBHAVI	GP	Bengal Gram	RF	629	4	662.50			
212	Bagalkot	Hungund	IHOLE	GP	Bengal Gram	RF	198	4	220.94			
213	Bagalkot	Hungund	KELUR	GP	Bengal Gram	RF	1888	4	723.22			

Government of Karnataka
Directorate of Economics and Statistics
GP Level Average Yield data for Rabi season 2017-18

S.N	District	Taluk	Insurance Unit (hobli/ GP)	GP/ HOBLI	Crop	IRR_Rf	Area_S own_H a	No_CCEs_Conducted	Average Yield(Kg/Ha)	Name_Of Higher_Level	No_cce Conducted_Higher	Higher Average Yield(Kg/Ha)
214	Bagalkot	Hungund	CHIKANAL	GP	Bengal Gram	RF	1535	4	408.54			
215	Bagalkot	Hungund	GUDUR-S.C	GP	Bengal Gram	RF	0			Hobli Level	37	502.38
216	Bagalkot	Hungund	VADAGERI	GP	Bengal Gram	RF	1435	4	607.29			
217	Bagalkot	Hungund	DHANNUR	GP	Bengal Gram	RF	1400	4	469.27			
218	Bagalkot	Hungund	MAROL	GP	Bengal Gram	RF	1670	4	1079.32			
219	Bagalkot	Hungund	BISALADINNI	GP	Bengal Gram	RF	3159	4	1295.85			
220	Bagalkot	Hungund	CHIKKA KODAGALI	GP	Bengal Gram	RF	540	4	593.76			
221	Bagalkot	Hungund	HAVARAGI	GP	Bengal Gram	RF	874	4	833.64			
222	Bagalkot	Hungund	HIRE BADAWADAGI	GP	Bengal Gram	RF	1400	4	916.45			
223	Bagalkot	Hungund	HIREMALAGAVI	GP	Bengal Gram	RF	1494	4	226.36			
224	Bagalkot	Hungund	HUVINAHALLI	GP	Bengal Gram	RF	424	4	220.89			
225	Bagalkot	Hungund	MURADI	GP	Bengal Gram	RF	0			Hobli Level	37	502.38
226	Bagalkot	Hungund	Ilkal (ULB)	GP	Bengal Gram	RF	25	4	1226.22			
227	Bagalkot	Hungund	Hungund (ULB)	GP	Bengal Gram	RF	3597	4	872.29			
228	Bagalkot	Hungund	Aminagada(ULB)	GP	Bengal Gram	RF	112			Hobli Level	37	502.38
229	Bagalkot	Hungund	Kamatagi(ULB)	GP	Bengal Gram	RF	0			Hobli Level	37	502.38

Government of Karnataka
Directorate of Economics and Statistics
GP Level Average Yield data for Rabi season 2017-18

S.N	District	Taluk	Insurance Unit (hobli/ GP)	GP/ HOBLI	Crop	IRR_Rf	Area_S own_H a	No_CCEs_Conducted	Average Yield(Kg/Ha)	Name_Of_Higher_Level	No_cce Conducted_Higher	Higher Average Yield(Kg/Ha)
230	Bagalkot	Hungund	KUDALASANGAM	GP	Sorghum (Jowar/Great Millet)	RF	962	4	1299.60			
231	Bagalkot	Hungund	GANJIHAL	GP	Sorghum (Jowar/Great Millet)	RF	1035	4	889.09			
232	Bagalkot	Hungund	BELAGALL	GP	Sorghum (Jowar/Great Millet)	RF	834	4	79.13			
233	Bagalkot	Hungund	CHITTARAGI	GP	Sorghum (Jowar/Great Millet)	RF	862	4	1042.23			
234	Bagalkot	Hungund	KARADI	GP	Sorghum (Jowar/Great Millet)	RF	723	4	895.03			
235	Bagalkot	Hungund	NANDAWADAGI	GP	Sorghum (Jowar/Great Millet)	RF	600	4	1059.97			
236	Bagalkot	Hungund	KANDAGALL	GP	Sorghum (Jowar/Great Millet)	RF	943	4	1510.30			
237	Bagalkot	Hungund	HIRE OTAGERI	GP	Sorghum (Jowar/Great Millet)	RF	561	4	889.09			
238	Bagalkot	Hungund	HIRESINGANAGUTTI	GP	Sorghum (Jowar/Great Millet)	RF	624	4	680.64			
239	Bagalkot	Hungund	HIRE KODAGALI	GP	Sorghum (Jowar/Great Millet)	RF	864	4	1297.47			
240	Bagalkot	Hungund	BALAKUNDI	GP	Sorghum (Jowar/Great Millet)	RF	800	4	1189.72			
241	Bagalkot	Hungund	GORABAL	GP	Sorghum (Jowar/Great Millet)	RF	620	4	633.85			
242	Bagalkot	Hungund	JAMBALADINNI	GP	Sorghum (Jowar/Great Millet)	RF	496	4	910.36			
243	Bagalkot	Hungund	BUDIHAL-S.K	GP	Sorghum (Jowar/Great Millet)	RF	861	4	448.80			
244	Bagalkot	Hungund	BINJAWADAGI	GP	Sorghum (Jowar/Great Millet)	RF	560	4	72.32			
245	Bagalkot	Hungund	RAKKASAGI	GP	Sorghum (Jowar/Great Millet)	RF	390	4	134.00			

Government of Karnataka
Directorate of Economics and Statistics
GP Level Average Yield data for Rabi season 2017-18

S.N	District	Taluk	Insurance Unit (hobli/ GP)	GP/HOBLI	Crop	IRR_RF	Area_Sown_Ha	No_CCEs_Conducted	Average Yield(Kg/Ha)	Name_Of_Higher_Level	No_cce_Conducted_Higher	Higher Average Yield(Kg/Ha)
246	Bagalkot	Hungund	NAGUR	GP	Sorghum (Jowar/Great Millet)	RF	935	4	438.16			
247	Bagalkot	Hungund	AMARAVATI	GP	Sorghum (Jowar/Great Millet)	RF	825	4	629.59			
248	Bagalkot	Hungund	HIREMAGI	GP	Sorghum (Jowar/Great Millet)	RF	423	4	1003.95			
249	Bagalkot	Hungund	MUGANUR	GP	Sorghum (Jowar/Great Millet)	RF	367	4	442.42			
250	Bagalkot	Hungund	SULIBHAVI	GP	Sorghum (Jowar/Great Millet)	RF	427	4	446.67			
251	Bagalkot	Hungund	IHOLE	GP	Sorghum (Jowar/Great Millet)	RF	421	4	351.86			
252	Bagalkot	Hungund	KELUR	GP	Sorghum (Jowar/Great Millet)	RF	367	4	178.65			
253	Bagalkot	Hungund	CHIKANAL	GP	Sorghum (Jowar/Great Millet)	RF	726	4	570.04			
254	Bagalkot	Hungund	GUDUR-S.C	GP	Sorghum (Jowar/Great Millet)	RF	0			Hobli Level	44	454.80
255	Bagalkot	Hungund	VADAGERI	GP	Sorghum (Jowar/Great Millet)	RF	491	4	639.38			
256	Bagalkot	Hungund	DHANNUR	GP	Sorghum (Jowar/Great Millet)	RF	959	4	1042.23			
257	Bagalkot	Hungund	MAROL	GP	Sorghum (Jowar/Great Millet)	RF	867	4	1052.49			
258	Bagalkot	Hungund	BISALADINNI	GP	Sorghum (Jowar/Great Millet)	RF	862	4	1369.79			
259	Bagalkot	Hungund	CHIKKA KODAGALI	GP	Sorghum (Jowar/Great Millet)	RF	645	4	497.72			

Government of Karnataka
Directorate of Economics and Statistics
GP Level Average Yield data for Rabi season 2017-18

S.N	District	Taluk	Insurance Unit (hobli/ GP)	GP/HOBLI	Crop	IRR_RF	Area_S own_H a	No_CCEs_Conducted	Average Yield(Kg/Ha)	Name_Of_Higher_Level	No_cce Conducted_Higher	Higher Average Yield(Kg/Ha)
260	Bagalkot	Hungund	HAVARAGI	GP	Sorghum (Jowar/Great Millet)	RF	1225	4	795.50			
261	Bagalkot	Hungund	HIRE BADAWADAGI	GP	Sorghum (Jowar/Great Millet)	RF	1046	4	723.18			
262	Bagalkot	Hungund	HIREMALAGAVI	GP	Sorghum (Jowar/Great Millet)	RF	953	4	374.35			
263	Bagalkot	Hungund	HUVINAHALLI	GP	Sorghum (Jowar/Great Millet)	RF	438	4	255.33			
264	Bagalkot	Hungund	MURADI	GP	Sorghum (Jowar/Great Millet)	RF	0			Hobli Level	44	454.80
265	Bagalkot	Hungund	Ilkal (ULB)	GP	Sorghum (Jowar/Great Millet)	RF	412	4	1063.50			
266	Bagalkot	Hungund	Hungund (ULB)	GP	Sorghum (Jowar/Great Millet)	RF	1200	4	2269.19			
267	Bagalkot	Hungund	Aminagada(ULB)	GP	Sorghum (Jowar/Great Millet)	RF	210	4	0.00			
268	Bagalkot	Hungund	Kamatagi(ULB)	GP	Sorghum (Jowar/Great Millet)	RF	500	4	901.85			
269	Bagalkot	Jamakhandi	JAMBAGI-B.K	GP	Maize (Makka)	IRR	220	4	2842.44			
270	Bagalkot	Jamakhandi	JAGADAL	GP	Maize (Makka)	IRR	183	4	4895.70			
271	Bagalkot	Jamakhandi	BIDARI	GP	Maize (Makka)	IRR	260	4	3720.73			
272	Bagalkot	Jamakhandi	KANKANAVADI	GP	Maize (Makka)	IRR	310	4	4015.06			
273	Bagalkot	Jamakhandi	KADAPATTI	GP	Maize (Makka)	IRR	25			Hobli Level	51	4371.93
274	Bagalkot	Jamakhandi	KANNOLLI	GP	Maize (Makka)	IRR	180	4	2937.42			

Government of Karnataka
Directorate of Economics and Statistics
GP Level Average Yield data for Rabi season 2017-18

S.N	District	Taluk	Insurance Unit (hobli/ GP)	GP/ HOBLI	Crop	IRR_RF	Area_S own_H a	No_CCEs_Conducted	Average Yield(Kg/Ha)	Name_Of_Higher_Level	No_cce Conducted_Higher	Higher Average Yield(Kg/Ha)
275	Bagalkot	Jamakhandi	KUNCHANUR	GP	Maize (Makka)	IRR	215	4	7985.04			
276	Bagalkot	Jamakhandi	KUMBAR-HALL	GP	Maize (Makka)	IRR	110	4	3524.90			
277	Bagalkot	Jamakhandi	KULAHALLI	GP	Maize (Makka)	IRR	143	4	3378.03			
278	Bagalkot	Jamakhandi	KONNUR	GP	Maize (Makka)	IRR	185	4	4558.73			
279	Bagalkot	Jamakhandi	MUTTUR	GP	Maize (Makka)	IRR	235	4	4522.60			
280	Bagalkot	Jamakhandi	ALAGUR	GP	Maize (Makka)	IRR	115	4	3625.27			
281	Bagalkot	Jamakhandi	ASANGI	GP	Maize (Makka)	IRR	158	4	1615.58			
282	Bagalkot	Jamakhandi	NAVALAGI	GP	Maize (Makka)	IRR	96	4	3965.77			
283	Bagalkot	Jamakhandi	TUNGAL	GP	Maize (Makka)	IRR	110	4	4971.58			
284	Bagalkot	Jamakhandi	TODALABAGI	GP	Maize (Makka)	IRR	220	4	5096.91			
285	Bagalkot	Jamakhandi	LINGANUR	GP	Maize (Makka)	IRR	210	4	7409.74			
286	Bagalkot	Jamakhandi	MADARAKHANDI	GP	Maize (Makka)	IRR	176	4	1664.54			
287	Bagalkot	Jamakhandi	SHURPALI	GP	Maize (Makka)	IRR	130	4	2594.72			
288	Bagalkot	Jamakhandi	MAIGUR	GP	Maize (Makka)	IRR	410	4	4017.27			
289	Bagalkot	Jamakhandi	SASALATTI	GP	Maize (Makka)	IRR	164			Hobli Level	46	3512.74
290	Bagalkot	Jamakhandi	SAVALAGI	GP	Maize (Makka)	IRR	150	4	8136.65			

Government of Karnataka
Directorate of Economics and Statistics
GP Level Average Yield data for Rabi season 2017-18

S.N	District	Taluk	Insurance Unit (hobli/ GP)	GP/ HOBLI	Crop	IRR_Rf	Area_S own_H a	No_CCEs_Conducted	Average Yield(Kg/Ha)	Name_Of_Higher_Level	No_cce_Conducted_Higher	Higher Average Yield(Kg/Ha)
291	Bagalkot	Jamakhandi	HIPPARAGI	GP	Maize (Makka)	IRR	163	4	660.92			
292	Bagalkot	Jamakhandi	HIREPADASALAGI	GP	Maize (Makka)	IRR	227	4	1713.49			
293	Bagalkot	Jamakhandi	HANAGANDI	GP	Maize (Makka)	IRR	202			Hobli Level	46	3512.74
294	Bagalkot	Jamakhandi	HALINGALI	GP	Maize (Makka)	IRR	0			Hobli Level	46	3512.74
295	Bagalkot	Jamakhandi	HUNNUR	GP	Maize (Makka)	IRR	150			Hobli Level	51	4371.93
296	Bagalkot	Jamakhandi	HULYAL	GP	Maize (Makka)	IRR	120	4	739.25			
297	Bagalkot	Jamakhandi	CHIKKPADASAI AGI	GP	Maize (Makka)	IRR	120	4	2496.81			
298	Bagalkot	Jamakhandi	CHIMMAD	GP	Maize (Makka)	IRR	235	4	5529.70			
299	Bagalkot	Jamakhandi	GOLABHAVI	GP	Maize (Makka)	IRR	195			Hobli Level	46	3512.74
300	Bagalkot	Jamakhandi	GOTE	GP	Maize (Makka)	IRR	65			Hobli Level	43	3749.21
301	Bagalkot	Jamakhandi	ADIHUDI	GP	Maize (Makka)	IRR	170	4	2586.06			
302	Bagalkot	Jamakhandi	KHAJIBILAGI	GP	Maize (Makka)	IRR	20			Hobli Level	43	3749.21
303	Bagalkot	Jamakhandi	MAREGUDDHI	GP	Maize (Makka)	IRR	65	4	5449.01			
304	Bagalkot	Jamakhandi	SIDDAPURA	GP	Maize (Makka)	IRR	15	4	2271.61			
305	Bagalkot	Jamakhandi	TAMADADDI	GP	Maize (Makka)	IRR	0			Hobli Level	46	3512.74
306	Bagalkot	Jamakhandi	YALLATTI	GP	Maize (Makka)	IRR	55	4	5050.41			

Government of Karnataka
Directorate of Economics and Statistics
GP Level Average Yield data for Rabi season 2017-18

S.N	District	Taluk	Insurance Unit (hobli/ GP)	GP/ HOBLI	Crop	IRR_RF	Area_S own_H a	No_CCEs_Conducted	Average Yield(Kg/Ha)	Name_Of_Higher_Level	No_cce Conducted_Higher	Higher Average Yield(Kg/Ha)
307	Bagalkot	Jamakhandi	Jamkhandi (ULB)	GP	Maize (Makka)	IRR	520			Hobli Level	51	4371.93
308	Bagalkot	Jamakhandi	Rabakari Banahatti(ULB)	GP	Maize (Makka)	IRR	380	4	3299.70			
309	Bagalkot	Jamakhandi	Terdal (ULB)	GP	Maize (Makka)	IRR	272	4	2242.23			
310	Bagalkot	Jamakhandi	JAMBAGI-B.K	GP	Wheat	IRR	256	4	1649.05			
311	Bagalkot	Jamakhandi	JAGADAL	GP	Wheat	IRR	47			Hobli Level	41	2100.37
312	Bagalkot	Jamakhandi	BIDARI	GP	Wheat	IRR	150			Hobli Level	33	2898.09
313	Bagalkot	Jamakhandi	KANKANAVADI	GP	Wheat	IRR	328	4	940.53			
314	Bagalkot	Jamakhandi	KANNOLLI	GP	Wheat	IRR	185	4	4153.98			
315	Bagalkot	Jamakhandi	KUNCHANUR	GP	Wheat	IRR	112			Hobli Level	42	2075.92
316	Bagalkot	Jamakhandi	KUMBAR-HALL	GP	Wheat	IRR	90			Hobli Level	42	2075.92
317	Bagalkot	Jamakhandi	KULAHALLI	GP	Wheat	IRR	90			Hobli Level	41	2100.37
318	Bagalkot	Jamakhandi	KONNUR	GP	Wheat	IRR	94	4	1635.10			
319	Bagalkot	Jamakhandi	MUTTUR	GP	Wheat	IRR	310	4	3281.25			
320	Bagalkot	Jamakhandi	ALAGUR	GP	Wheat	IRR	105	4	1724.84			
321	Bagalkot	Jamakhandi	ASANGI	GP	Wheat	IRR	36	4	3135.08			
322	Bagalkot	Jamakhandi	NAVALAGI	GP	Wheat	IRR	38	4	3331.03			

Government of Karnataka
Directorate of Economics and Statistics
GP Level Average Yield data for Rabi season 2017-18

S.N	District	Taluk	Insurance Unit (hobli/ GP)	GP/ HOBLI	Crop	IRR_ RF	Area_S own_H a	No_CCEs_ Conducted	Average Yield(Kg/Ha)	Name_Of Higher_Le vel	No_cce Conducted_ Higher	Higher Average Yield(Kg/Ha)
323	Bagalkot	Jamakhandi	TUNGAL	GP	Wheat	IRR	110	4	3283.21			
324	Bagalkot	Jamakhandi	TODALABAGI	GP	Wheat	IRR	140			Hobli Level	33	2898.09
325	Bagalkot	Jamakhandi	LINGANUR	GP	Wheat	IRR	96	4	1939.05			
326	Bagalkot	Jamakhandi	MADARAKHANDI	GP	Wheat	IRR	99	4	705.39			
327	Bagalkot	Jamakhandi	SHURPALI	GP	Wheat	IRR	265	4	2429.69			
328	Bagalkot	Jamakhandi	MAIGUR	GP	Wheat	IRR	326	4	2755.03			
329	Bagalkot	Jamakhandi	SASALATTI	GP	Wheat	IRR	84			Hobli Level	41	2100.37
330	Bagalkot	Jamakhandi	SAVALAGI	GP	Wheat	IRR	180			Hobli Level	33	2898.09
331	Bagalkot	Jamakhandi	HIPPARAGI	GP	Wheat	IRR	92	4	1867.41			
332	Bagalkot	Jamakhandi	HIREPADASALAGI	GP	Wheat	IRR	165	4	1881.28			
333	Bagalkot	Jamakhandi	HANAGANDI	GP	Wheat	IRR	183			Hobli Level	41	2100.37
334	Bagalkot	Jamakhandi	HALINGALI	GP	Wheat	IRR	66	4	2092.67			
335	Bagalkot	Jamakhandi	HUNNUR	GP	Wheat	IRR	85	4	2468.88			
336	Bagalkot	Jamakhandi	HULYAL	GP	Wheat	IRR	97	4	917.01			
337	Bagalkot	Jamakhandi	CHIKKPADASALAGI	GP	Wheat	IRR	210	4	3213.54			
338	Bagalkot	Jamakhandi	CHIMMAD	GP	Wheat	IRR	176			Hobli Level	41	2100.37

Government of Karnataka
Directorate of Economics and Statistics
GP Level Average Yield data for Rabi season 2017-18

S.N	District	Taluk	Insurance Unit (hobli/ GP)	GP/ HOBLI	Crop	IRR_RF	Area_S own_H a	No_CCEs_Conducted	Average Yield(Kg/Ha)	Name_Of_Higher_Level	No_cce Conducted_Higher	Higher Average Yield(Kg/Ha)
339	Bagalkot	Jamakhandi	GOLABHAVI	GP	Wheat	IRR	85			Hobli Level	41	2100.37
340	Bagalkot	Jamakhandi	ADIHUDI	GP	Wheat	IRR	55			Hobli Level	33	2898.09
341	Bagalkot	Jamakhandi	KHAJIBILAGI	GP	Wheat	IRR	15			Hobli Level	33	2898.09
342	Bagalkot	Jamakhandi	MAREGUDDHI	GP	Wheat	IRR	121	4	860.74			
343	Bagalkot	Jamakhandi	SIDDAPURA	GP	Wheat	IRR	45			Hobli Level	42	2075.92
344	Bagalkot	Jamakhandi	TAMADADDI	GP	Wheat	IRR	65	4	1967.26			
345	Bagalkot	Jamakhandi	YALLATTI	GP	Wheat	IRR	45	4	1885.52			
346	Bagalkot	Jamakhandi	Jamkhandi (ULB)	GP	Wheat	IRR	122			Hobli Level	42	2075.92
347	Bagalkot	Jamakhandi	Rabakari Banahatti(ULB)	GP	Wheat	IRR	210	4	1504.84			
348	Bagalkot	Jamakhandi	Terdal (ULB)	GP	Wheat	IRR	372	4	2327.80			
349	Bagalkot	Mudhol	LOKAPUR	GP	Maize (Makka)	IRR	35	4	6462.33			
350	Bagalkot	Mudhol	KESARAKOPPA	GP	Maize (Makka)	IRR	254	4	5776.93			
351	Bagalkot	Mudhol	KULALI	GP	Maize (Makka)	IRR	315	4	5385.27			
352	Bagalkot	Mudhol	SHIROL	GP	Maize (Makka)	IRR	165			Hobli Level	76	4686.74
353	Bagalkot	Mudhol	MANTUR	GP	Maize (Makka)	IRR	378	4	6055.25			
354	Bagalkot	Mudhol	HALAGALI	GP	Maize (Makka)	IRR	148	4	6168.97			

Government of Karnataka
Directorate of Economics and Statistics
GP Level Average Yield data for Rabi season 2017-18

S.N	District	Taluk	Insurance Unit (hobli/ GP)	GP/ HOBLI	Crop	IRR_RF	Area_S own_H a	No_CCEs_Conducted	Average Yield(Kg/Ha)	Name_Of_Higher_Level	No_cce_Conducted_Higher	Higher Average Yield(Kg/Ha)
355	Bagalkot	Mudhol	MUGALAKHOD	GP	Maize (Makka)	IRR	270	4	4489.36			
356	Bagalkot	Mudhol	MADABHAVI	GP	Maize (Makka)	IRR	277	4	1717.90			
357	Bagalkot	Mudhol	SAIDAPUR	GP	Maize (Makka)	IRR	167	4	3182.21			
358	Bagalkot	Mudhol	DHAVALESHWAR	GP	Maize (Makka)	IRR	145	4	3918.03			
359	Bagalkot	Mudhol	MALALI	GP	Maize (Makka)	IRR	48	4	3025.54			
360	Bagalkot	Mudhol	VANTIGODI	GP	Maize (Makka)	IRR	305	4	3329.17			
361	Bagalkot	Mudhol	CHICHAKHANDI K.D	GP	Maize (Makka)	IRR	256	1	1504.01			
362	Bagalkot	Mudhol	METAGUDD	GP	Maize (Makka)	IRR	54	4	2309.60			
363	Bagalkot	Mudhol	KASABA-JAMBAGI	GP	Maize (Makka)	IRR	190	4	6016.82			
364	Bagalkot	Mudhol	NAGARAL	GP	Maize (Makka)	IRR	265	4	7539.38			
365	Bagalkot	Mudhol	INGALAGI	GP	Maize (Makka)	IRR	280	4	2819.92			
366	Bagalkot	Mudhol	VAJRAMATTI	GP	Maize (Makka)	IRR	178	4	4504.05			
367	Bagalkot	Mudhol	HEBBAL	GP	Maize (Makka)	IRR	140	4	4036.21			
368	Bagalkot	Mudhol	BHANTANUR	GP	Maize (Makka)	IRR	461	4	2912.94			
369	Bagalkot	Mudhol	MACHAKANUR	GP	Maize (Makka)	IRR	480	4	3280.12			
370	Bagalkot	Mudhol	LAKSHANATTI	GP	Maize (Makka)	IRR	145	4	4704.77			

Government of Karnataka
Directorate of Economics and Statistics
GP Level Average Yield data for Rabi season 2017-18


S.N	District	Taluk	Insurance Unit (hobli/ GP)	GP/ HOBLI	Crop	IRR_RF	Area_S own_H a	No_CCEs_Conducted	Average Yield(Kg/Ha)	Name_Of_Higher_Level	No_cce Conducted_Higher	Higher Average Yield(Kg/Ha)
371	Bagalkot	Mudhol	DADANATTI	GP	Maize (Makka)	IRR	31	4	2937.67			
372	Bagalkot	Mudhol	UTTUR	GP	Maize (Makka)	IRR	358	4	2455.20			
373	Bagalkot	Mudhol	BARAGI	GP	Maize (Makka)	IRR	435	4	2625.08			
374	Bagalkot	Mudhol	GULAGAL-JAMBAGI	GP	Maize (Makka)	IRR	70	4	4759.11			
375	Bagalkot	Mudhol	MELLIGERI	GP	Maize (Makka)	IRR	228	4	3412.31			
376	Bagalkot	Mudhol	NANDAGAV	GP	Maize (Makka)	IRR	154	4	2213.35			
377	Bagalkot	Mudhol	SORAGAVI	GP	Maize (Makka)	IRR	314	4	6350.21			
378	Bagalkot	Mudhol	Mahalingapura (ULB)	GP	Maize (Makka)	IRR	338	4	4881.01			
379	Bagalkot	Mudhol	Mudhol (ULB)	GP	Maize (Makka)	IRR	295			Hobli Level	76	4686.74
380	Bagalkot	Mudhol	Belagali (ULB)	GP	Maize (Makka)	IRR	320	4	6212.64			
381	Bagalkot	Mudhol	LOKAPUR	GP	Wheat	IRR	82	4	1929.64			
382	Bagalkot	Mudhol	KESARAKOPPA	GP	Wheat	IRR	58	4	950.32			
383	Bagalkot	Mudhol	KULALI	GP	Wheat	IRR	66			Hobli Level	72	1847.18
384	Bagalkot	Mudhol	SHIROL	GP	Wheat	IRR	90	4	1732.92			
385	Bagalkot	Mudhol	MANTUR	GP	Wheat	IRR	150	4	2598.20			
386	Bagalkot	Mudhol	HALAGALI	GP	Wheat	IRR	70	4	2646.01			

Government of Karnataka
Directorate of Economics and Statistics
GP Level Average Yield data for Rabi season 2017-18

S.N	District	Taluk	Insurance Unit (hobli/ GP)	GP/ HOBLI	Crop	IRR_RF	Area_S own_H a	No_CCEs Conducted	Average Yield(Kg/Ha)	Name_Of_Higher_Level	No_cce Conducted_Higher	Higher Average Yield(Kg/Ha)
387	Bagalkot	Mudhol	MUGALAKHOD	GP	Wheat	IRR	72	4	3393.73			
388	Bagalkot	Mudhol	MADABHAVI	GP	Wheat	IRR	109			Hobli Level	72	1847.18
389	Bagalkot	Mudhol	SAIDAPUR	GP	Wheat	IRR	65	4	1649.84			
390	Bagalkot	Mudhol	DHAVALESHWAR	GP	Wheat	IRR	67	4	1098.85			
391	Bagalkot	Mudhol	MALALI	GP	Wheat	IRR	125	4	1424.27			
392	Bagalkot	Mudhol	VANTIGODI	GP	Wheat	IRR	186	4	1489.56			
393	Bagalkot	Mudhol	CHICHAKHANDI-K.D	GP	Wheat	IRR	347	4	2194.87			
394	Bagalkot	Mudhol	METAGUDD	GP	Wheat	IRR	506	4	2832.16			
395	Bagalkot	Mudhol	KASABA-JAMBAGI	GP	Wheat	IRR	148			Hobli Level	48	2084.86
396	Bagalkot	Mudhol	NAGARAL	GP	Wheat	IRR	117	4	1442.14			
397	Bagalkot	Mudhol	INGALAGI	GP	Wheat	IRR	188	4	1016.55			
398	Bagalkot	Mudhol	VAJRAMATTI	GP	Wheat	IRR	153	4	2351.31			
399	Bagalkot	Mudhol	HEBBAL	GP	Wheat	IRR	157	4	1830.58			
400	Bagalkot	Mudhol	BHANTANUR	GP	Wheat	IRR	216	4	2084.83			
401	Bagalkot	Mudhol	MACHAKANUR	GP	Wheat	IRR	468			Hobli Level	48	2084.86
402	Bagalkot	Mudhol	LAKSHANATTI	GP	Wheat	IRR	470	4	1214.85			

Government of Karnataka
Directorate of Economics and Statistics
GP Level Average Yield data for Rabi season 2017-18

S.N	District	Taluk	Insurance Unit (hobli/ GP)	GP/ HOBLI	Crop	IRR_RF	Area_S own_H a	No_CCEs_Conducted	Average Yield(Kg/Ha)	Name_Of_Higher_Level	No_cce Conducted_Higher	Higher Average Yield(Kg/Ha)
403	Bagalkot	Mudhol	DADANATTI	GP	Wheat	IRR	218	4	1552.02			
404	Bagalkot	Mudhol	UTTUR	GP	Wheat	IRR	130	4	3220.28			
405	Bagalkot	Mudhol	BARAGI	GP	Wheat	IRR	205	4	2293.94			
406	Bagalkot	Mudhol	GULAGAL-JAMBAGI	GP	Wheat	IRR	109	4	2006.45			
407	Bagalkot	Mudhol	MELLIGERI	GP	Wheat	IRR	80	4	1214.85			
408	Bagalkot	Mudhol	NANDAGAV	GP	Wheat	IRR	42			Hobli Level	72	1847.18
409	Bagalkot	Mudhol	SORAGAVI	GP	Wheat	IRR	90	4	960.90			
410	Bagalkot	Mudhol	Mahalingapura (ULB)	GP	Wheat	IRR	73			Hobli Level	72	1847.18
411	Bagalkot	Mudhol	Mudhol (ULB)	GP	Wheat	IRR	132	4	2053.48			
412	Bagalkot	Mudhol	Belagali (ULB)	GP	Wheat	IRR	80	4	1128.63			


Joint Director
Crop insurance scheme Division
Directorate of Economics and Statistics

Government of Karnataka
Directorate of Economics and Statistics
GP Level Average Yield data for Rabi season 2017-18

S.N	District	Taluk	Insurance Unit (hobli/ GP)	GP/ HOBLI	Crop	IRR_Rf	Area_S own_H a	No_CCEs_Conducted	Average Yield(Kg/Ha)	Name_Of Higher_Level	No_cce Conducted_Higher	Higher Average Yield(Kg/Ha)
1	Ballari	Ballari	NELLUDI	GP	Bengal Gram	IRR	12			Hobli Level	15	1283.90
2	Ballari	Ballari	ORVAI	GP	Bengal Gram	IRR	66	4	1456.19			
3	Ballari	Ballari	H. VEERAPURA	GP	Bengal Gram	IRR	6			Hobli Level	15	1283.90
4	Ballari	Ballari	GENAKIHAL	GP	Bengal Gram	IRR	0			Hobli Level	15	1283.90
5	Ballari	Ballari	SINDIGERI	GP	Bengal Gram	IRR	0			Hobli Level	26	1157.98
6	Ballari	Ballari	SIDDAMMANAHALLI	GP	Bengal Gram	IRR	603	4	1185.09			
7	Ballari	Ballari	BADANAHATTI	GP	Bengal Gram	IRR	41			Hobli Level	15	1283.90
8	Ballari	Ballari	YERRANGALIGI	GP	Bengal Gram	IRR	25			Hobli Level	26	1157.98
9	Ballari	Ballari	KOLAGALLU	GP	Bengal Gram	IRR	166	4	539.29			
10	Ballari	Ballari	SOMASAMUDRA	GP	Bengal Gram	IRR	3	4	917.87			
11	Ballari	Ballari	KOLUR	GP	Bengal Gram	IRR	102	4	1181.05			
12	Ballari	Ballari	DAMMUR	GP	Bengal Gram	IRR	1	4	1016.56			
13	Ballari	Ballari	KORLAGUNDHI	GP	Bengal Gram	IRR	64	4	1623.26			
14	Ballari	Ballari	VANENOOR	GP	Bengal Gram	IRR	2			Hobli Level	17	871.44
15	Ballari	Ballari	BASARAKODU	GP	Bengal Gram	IRR	0			Hobli Level	26	1157.98
16	Ballari	Ballari	SRIDHARAGADDA	GP	Bengal Gram	IRR	170	4	978.81			

Government of Karnataka
Directorate of Economics and Statistics
GP Level Average Yield data for Rabi season 2017-18

S.N	District	Taluk	Insurance Unit (hobli/ GP)	GP/ HOBLI	Crop	IRR_Rf	Area_S own_H a	No_CCEs_Conducted	Average Yield(Kg/Ha)	Name_Of_Higher_Level	No_cce_Conducted_Higher	Higher Average Yield(Kg/Ha)
17	Ballari	Ballari	SANGANAKALLU	GP	Bengal Gram	IRR	2	4	821.12			
18	Ballari	Ballari	SIRIVARA	GP	Bengal Gram	IRR	8	4	501.54			
19	Ballari	Ballari	KAPPAGAL	GP	Bengal Gram	IRR	105	4	1536.98			
20	Ballari	Ballari	YERRAGUDI	GP	Bengal Gram	IRR	18			Hobli Level	17	871.44
21	Ballari	Ballari	M. GONAL	GP	Bengal Gram	IRR	12	4	1407.55			
22	Ballari	Ballari	KAREKALLU	GP	Bengal Gram	IRR	77			Hobli Level	17	871.44
23	Ballari	Ballari	BYRADEVANAHALLI	GP	Bengal Gram	IRR	39	4	916.79			
24	Ballari	Ballari	PARAMADEVANAHALLI	GP	Bengal Gram	IRR	3	4	2330.22			
25	Ballari	Ballari	AMARAPURA	GP	Bengal Gram	IRR	819			Hobli Level	22	1632.43
26	Ballari	Ballari	ETTHINABUDHIHAL	GP	Bengal Gram	IRR	127	4	1782.35			
27	Ballari	Ballari	SANKARABANDA	GP	Bengal Gram	IRR	141	4	1252.23			
28	Ballari	Ballari	HALAKUNDHI	GP	Bengal Gram	IRR	6	4	1194.85			
29	Ballari	Ballari	BELAGALLU	GP	Bengal Gram	IRR	0			Hobli Level	8	867.07
30	Ballari	Ballari	Bellary (ULB)	GP	Bengal Gram	IRR	459			Hobli Level	8	867.07
31	Ballari	Ballari	Kurugodu (ULB)	GP	Bengal Gram	IRR	505	4	1415.64			
32	Ballari	Ballari	Kudutini (ULB)	GP	Bengal Gram	IRR	125			Hobli Level	15	1283.90

Government of Karnataka
Directorate of Economics and Statistics
GP Level Average Yield data for Rabi season 2017-18

S.N	District	Taluk	Insurance Unit (hobli/ GP)	GP/ HOBLI	Crop	IRR_RF	Area_S own_H a	No_CCEs_Conducted	Average Yield(Kg/Ha)	Name_Of_Higher_Level	No_cce Conducted_Higher	Higher Average Yield(Kg/Ha)
33	Ballari	Ballari	NELLUDI	GP	Sorghum (Jowar/Great Millet)	IRR	88			Hobli Level	19	2541.95
34	Ballari	Ballari	EMMIGANUR	GP	Sorghum (Jowar/Great Millet)	IRR	2281	4	3456.16			
35	Ballari	Ballari	ORVAI	GP	Sorghum (Jowar/Great Millet)	IRR	45	4	1788.07			
36	Ballari	Ballari	GENAKIHAL	GP	Sorghum (Jowar/Great Millet)	IRR	549			Hobli Level	19	2541.95
37	Ballari	Ballari	SINDIGERI	GP	Sorghum (Jowar/Great Millet)	IRR	3	4	3879.22			
38	Ballari	Ballari	ELUBENCHI	GP	Sorghum (Jowar/Great Millet)	IRR	120	4	2192.41			
39	Ballari	Ballari	YERRANGALIGI	GP	Sorghum (Jowar/Great Millet)	IRR	87			Hobli Level	26	2910.91
40	Ballari	Ballari	KOLAGALLU	GP	Sorghum (Jowar/Great Millet)	IRR	146	4	4384.82			
41	Ballari	Ballari	SOMASAMUDRA	GP	Sorghum (Jowar/Great Millet)	IRR	162	4	3035.05			
42	Ballari	Ballari	KOLUR	GP	Sorghum (Jowar/Great Millet)	IRR	151	4	4098.46			
43	Ballari	Ballari	DAMMUR	GP	Sorghum (Jowar/Great Millet)	IRR	3			Hobli Level	26	2910.91
44	Ballari	Ballari	KORLAGUNDHI	GP	Sorghum (Jowar/Great Millet)	IRR	210	4	2559.30			
45	Ballari	Ballari	VANENoor	GP	Sorghum (Jowar/Great Millet)	IRR	235			Hobli Level	21	2422.57
46	Ballari	Ballari	BASARAKODU	GP	Sorghum (Jowar/Great Millet)	IRR	104			Hobli Level	26	2910.91
47	Ballari	Ballari	SRIDHARAGADDA	GP	Sorghum (Jowar/Great Millet)	IRR	49	4	2109.63			

Handwritten mark

Government of Karnataka
Directorate of Economics and Statistics
GP Level Average Yield data for Rabi season 2017-18

S.N	District	Taluk	Insurance Unit (hobli/ GP)	GP/HOBLI	Crop	IRR_Rf	Area_S own_H a	No_CCEs_Conducted	Average Yield(Kg/Ha)	Name_Of_Higher_Level	No_cce_Conducted_Higher	Higher Average Yield(Kg/Ha)
48	Ballari	Ballari	SANGANAKALLU	GP	Sorghum (Jowar/Great Millet)	IRR	51	4	1131.55			
49	Ballari	Ballari	SIRIVARA	GP	Sorghum (Jowar/Great Millet)	IRR	425			Hobli Level	21	2422.57
50	Ballari	Ballari	KAPPAGAL	GP	Sorghum (Jowar/Great Millet)	IRR	182			Hobli Level	26	2910.91
51	Ballari	Ballari	YERRAGUDI	GP	Sorghum (Jowar/Great Millet)	IRR	369			Hobli Level	21	2422.57
52	Ballari	Ballari	M. GONAL	GP	Sorghum (Jowar/Great Millet)	IRR	41	4	3540.00			
53	Ballari	Ballari	MOKA	GP	Sorghum (Jowar/Great Millet)	IRR	295	4	2423.84			
54	Ballari	Ballari	KAREKALLU	GP	Sorghum (Jowar/Great Millet)	IRR	293	4	2151.91			
55	Ballari	Ballari	BYRADEVANAHALLI	GP	Sorghum (Jowar/Great Millet)	IRR	711	4	3469.82			
56	Ballari	Ballari	PARAMADEVANAHALLI	GP	Sorghum (Jowar/Great Millet)	IRR	83			Hobli Level	22	3287.82
57	Ballari	Ballari	SIDIGINAMOLA	GP	Sorghum (Jowar/Great Millet)	IRR	1			Hobli Level	43	2999.41
58	Ballari	Ballari	CHALLAGURKI	GP	Sorghum (Jowar/Great Millet)	IRR	3	4	3917.25			
59	Ballari	Ballari	AMARAPURA	GP	Sorghum (Jowar/Great Millet)	IRR	1296			Hobli Level	32	3212.85
60	Ballari	Ballari	RUPANAGUDI	GP	Sorghum (Jowar/Great Millet)	IRR	151	4	3172.28			
61	Ballari	Ballari	ETTHINABUDHIHAL	GP	Sorghum (Jowar/Great Millet)	IRR	349	4	2825.75			

Government of Karnataka
Directorate of Economics and Statistics
GP Level Average Yield data for Rabi season 2017-18

S.N	District	Taluk	Insurance Unit (hobli/ GP)	GP/ HOBLI	Crop	IRR_Rf	Area_S own_H a	No_CCEs_Conducted	Average Yield(Kg/Ha)	Name_Of_Higher_Level	No_cce Conducted_Higher	Higher Average Yield(Kg/Ha)
62	Ballari	Ballari	SANKARABANDA	GP	Sorghum (Jowar/Great Millet)	IRR	807	4	3118.59			
63	Ballari	Ballari	HALAKUNDHI	GP	Sorghum (Jowar/Great Millet)	IRR	0			Hobli Level	10	2838.00
64	Ballari	Ballari	SANJEEVARAYANAK OTE	GP	Sorghum (Jowar/Great Millet)	IRR	2			Hobli Level	10	2838.00
65	Ballari	Ballari	BELAGALLU	GP	Sorghum (Jowar/Great Millet)	IRR	10	4	1358.96			
66	Ballari	Ballari	Bellary (ULB)	GP	Sorghum (Jowar/Great Millet)	IRR	166			Hobli Level	10	2838.00
67	Ballari	Ballari	Kurugodu (ULB)	GP	Sorghum (Jowar/Great Millet)	IRR	530	4	3626.42			
68	Ballari	Ballari	Kudutini (ULB)	GP	Sorghum (Jowar/Great Millet)	IRR	88			Hobli Level	19	2541.95
69	Ballari	hadagli	HIREMALLANAKERE	GP	Bengal Gram	RF	214	4	1634.16			
70	Ballari	hadagli	SOGI	GP	Bengal Gram	RF	259			Hobli Level	19	743.46
71	Ballari	hadagli	NAVALI	GP	Bengal Gram	RF	0			Hobli Level	20	758.56
72	Ballari	hadagli	NAGATHIBASAPURA	GP	Bengal Gram	RF	30	4	1060.00			
73	Ballari	hadagli	MAKARABBI	GP	Bengal Gram	RF	601	4	585.82			
74	Ballari	hadagli	HYARADA	GP	Bengal Gram	RF	0			Hobli Level	22	834.96
75	Ballari	hadagli	KALWI WEST	GP	Bengal Gram	RF	0			Hobli Level	20	758.56
76	Ballari	hadagli	MYLARA	GP	Bengal Gram	RF	553	4	1559.63			

Government of Karnataka
Directorate of Economics and Statistics
GP Level Average Yield data for Rabi season 2017-18


S.N	District	Taluk	Insurance Unit (hobli/ GP)	GP/ HOBLI	Crop	IRR_RF	Area_S own_H a	No_CCEs_Conducted	Average Yield(Kg/Ha)	Name_Of Higher_Level	No_cce Conducted_Higher	Higher Average Yield(Kg/Ha)
77	Ballari	hadagli	HOLALU	GP	Bengal Gram	RF	117	4	375.42			
78	Ballari	hadagli	HOLAGUNDHI	GP	Bengal Gram	RF	0			Hobli Level	19	743.46
79	Ballari	hadagli	UTHANGI	GP	Bengal Gram	RF	263	4	861.25			
80	Ballari	hadagli	SOVENAHALLI	GP	Bengal Gram	RF	0			Hobli Level	20	758.56
81	Ballari	hadagli	KOMBALI	GP	Bengal Gram	RF	36			Hobli Level	20	758.56
82	Ballari	hadagli	HAGARANOOR	GP	Bengal Gram	RF	74	4	535.52			
83	Ballari	hadagli	ITTIGI	GP	Bengal Gram	RF	332	4	303.64			
84	Ballari	hadagli	MAGALA	GP	Bengal Gram	RF	757	4	607.29			
85	Ballari	hadagli	NANDIHALLI	GP	Bengal Gram	RF	188	4	237.95			
86	Ballari	hadagli	DEVAGONDANAHALLI	GP	Bengal Gram	RF	80	4	1060.00			
87	Ballari	hadagli	MANYARA MASALAWADA	GP	Bengal Gram	RF	0			Hobli Level	20	758.56
88	Ballari	hadagli	KATHTHE BENNUR	GP	Bengal Gram	RF	222	4	455.47			
89	Ballari	hadagli	HERE HADAGALI	GP	Bengal Gram	RF	230	4	1469.09			
90	Ballari	hadagli	MAHAJANADHAHALLI	GP	Bengal Gram	RF	324	4	662.50			
91	Ballari	hadagli	DASANAHALLI	GP	Bengal Gram	RF	366	4	450.50			
92	Ballari	Sirguppa	HACHCHOLI	GP	Bengal Gram	RF	105			Hobli Level	13	1527.34

Government of Karnataka
Directorate of Economics and Statistics
GP Level Average Yield data for Rabi season 2017-18

S.N	District	Taluk	Insurance Unit (hobli/ GP)	GP/ HOBLI	Crop	IRR_Rf	Area_S own_H a	No_CCEs_Conducted	Average Yield(Kg/Ha)	Name_Of_Higher_Level	No_cce_Conducted_Higher	Higher Average Yield(Kg/Ha)
93	Ballari	Sirguppa	BEERAHALLI	GP	Bengal Gram	RF	18			Hobli Level	13	1527.34
94	Ballari	Sirguppa	RAVIHAL	GP	Bengal Gram	RF	173	4	1224.07			
95	Ballari	Sirguppa	B.M. SUGURU	GP	Bengal Gram	RF	11	4	1073.80			
96	Ballari	Sirguppa	RARAVI	GP	Bengal Gram	RF	15			Hobli Level	15	1344.48
97	Ballari	Sirguppa	KURUVALLI	GP	Bengal Gram	RF	12	4	1509.94			
98	Ballari	Sirguppa	BAGEWADI	GP	Bengal Gram	RF	0			Hobli Level	15	1344.48
99	Ballari	Sirguppa	BAGGURU	GP	Bengal Gram	RF	10	4	712.18			
100	Ballari	Sirguppa	HALEKOTE	GP	Bengal Gram	RF	0			Hobli Level	5	1262.28
101	Ballari	Sirguppa	UPPARA HOSAHALLI	GP	Bengal Gram	RF	13			Hobli Level	27	1343.51
102	Ballari	Sirguppa	K. BELAGALLU	GP	Bengal Gram	RF	142	4	1162.13			
103	Ballari	Sirguppa	K. SUGURU	GP	Bengal Gram	RF	20	4	1380.97			
104	Ballari	Sirguppa	BALAKUNDHI	GP	Bengal Gram	RF	24	4	1023.01			
105	Ballari	Sirguppa	M. SUGURU	GP	Bengal Gram	RF	0			Hobli Level	5	1262.28
106	Ballari	Sirguppa	MUDDATANURU	GP	Bengal Gram	RF	100	4	1445.35			
107	Ballari	Sirguppa	SIRIGERI	GP	Bengal Gram	RF	0			Hobli Level	5	1262.28
108	Ballari	Sirguppa	SANAVASAPURA	GP	Bengal Gram	RF	0			Hobli Level	22	1587.20

Government of Karnataka
Directorate of Economics and Statistics
GP Level Average Yield data for Rabi season 2017-18

S.N	District	Taluk	Insurance Unit (hobli/ GP)	GP/ HOBLI	Crop	IRR_Rf	Area_S own_H a	No_CCEs_Conducted	Average Yield(Kg/Ha)	Name_Of_Higher_Level	No_cce_Conducted_Higher	Higher Average Yield(Kg/Ha)
109	Ballari	Sirguppa	KONCHEGERI	GP	Bengal Gram	RF	0			Hobli Level	5	1262.28
110	Ballari	Sirguppa	KARURU	GP	Bengal Gram	RF	8	4	4113.00			
111	Ballari	Sirguppa	UTHTHANURU	GP	Bengal Gram	RF	11	4	1168.75			
112	Ballari	Sirguppa	H. HOSAHALLI	GP	Bengal Gram	RF	0			Hobli Level	22	1587.20
113	Ballari	Sirguppa	TALURU	GP	Bengal Gram	RF	10	4	792.90			
114	Ballari	Sirguppa	KUDUDHURAHAL	GP	Bengal Gram	RF	0			Hobli Level	15	1344.48
115	Ballari	Sirguppa	Tekkalakote(ULB)	GP	Bengal Gram	RF	0			Hobli Level	5	1262.28


Joint Director
Crop insurance scheme Division
Directorate of Economics and Statistics

Government of Karnataka
Directorate of Economics and Statistics
GP Level Average Yield data for Rabi season 2017-18

S.N	District	Taluk	Insurance Unit (hobli/ GP)	GP/HOBLI	Crop	IRR_RF	Area_S own_H a	No_CCEs_Conducted	Average Yield(Kg/Ha)	Name_Of_Higher_Level	No_cce_Conducted_Higher	Higher Average Yield(Kg/Ha)
1	Belagavi	Athani	JAMBAGI	GP	Maize (Makka)	IRR	90	4	5032.78			
2	Belagavi	Athani	YALIHADALAGI	GP	Maize (Makka)	IRR	75	4	2839.51			
3	Belagavi	Athani	KAKAMARI	GP	Maize (Makka)	IRR	70	4	2100.26			
4	Belagavi	Athani	KATAGERI	GP	Maize (Makka)	IRR	80	4	3434.34			
5	Belagavi	Athani	KEMPWAD	GP	Maize (Makka)	IRR	65	4	1716.68			
6	Belagavi	Athani	KOKATANUR	GP	Maize (Makka)	IRR	275	4	5240.36			
7	Belagavi	Athani	KOHALLI	GP	Maize (Makka)	IRR	55	4	5369.12			
8	Belagavi	Athani	PARTANAHALLI	GP	Maize (Makka)	IRR	80	4	1816.06			
9	Belagavi	Athani	DARUR	GP	Maize (Makka)	IRR	0			Hobli Level	30	3112.22
10	Belagavi	Athani	UGAR - BK	GP	Maize (Makka)	IRR	25			Hobli Level	23	2422.15
11	Belagavi	Athani	KHILEGAON	GP	Maize (Makka)	IRR	55	4	2942.32			
12	Belagavi	Athani	BALLIGERI	GP	Maize (Makka)	IRR	115	4	3857.81			
13	Belagavi	Athani	NANDAGAON	GP	Maize (Makka)	IRR	190	4	1654.75			
14	Belagavi	Athani	NAGANUR -PK	GP	Maize (Makka)	IRR	26	4	5336.31			
15	Belagavi	Athani	TANGADI	GP	Maize (Makka)	IRR	25	4	2993.38			
16	Belagavi	Athani	TELSANG	GP	Maize (Makka)	IRR	90	4	5512.56			

Government of Karnataka
Directorate of Economics and Statistics
GP Level Average Yield data for Rabi season 2017-18

S.N	District	Taluk	Insurance Unit (hobli/ GP)	GP/ HOBLI	Crop	IRR_RF	Area_S own_H a	No_CCEs_Conducted	Average Yield(Kg/Ha)	Name_Of_Higher_Level	No_cce Conducted_Higher	Higher Average Yield(Kg/Ha)
17	Belagavi	Athani	MADBHAVI	GP	Maize (Makka)	IRR	175	4	3157.97			
18	Belagavi	Athani	MALABAD	GP	Maize (Makka)	IRR	60	4	2986.38			
19	Belagavi	Athani	MANGASULI	GP	Maize (Makka)	IRR	100	4	3524.90			
20	Belagavi	Athani	MAHISHAWADAGI	GP	Maize (Makka)	IRR	0			Hobli Level	30	3112.22
21	Belagavi	Athani	MURAGUNDI	GP	Maize (Makka)	IRR	35	4	3803.96			
22	Belagavi	Athani	MOLE	GP	Maize (Makka)	IRR	40	4	1762.45			
23	Belagavi	Athani	SHIRAHATTI	GP	Maize (Makka)	IRR	40			Hobli Level	44	3928.75
24	Belagavi	Athani	GUNDEWADI	GP	Maize (Makka)	IRR	80			Hobli Level	35	3035.07
25	Belagavi	Athani	SATTI	GP	Maize (Makka)	IRR	30	4	2157.68			
26	Belagavi	Athani	SAPTSAGAR	GP	Maize (Makka)	IRR	22	4	1297.36			
27	Belagavi	Athani	SAMBARAGI	GP	Maize (Makka)	IRR	105	4	1924.01			
28	Belagavi	Athani	SAVADI	GP	Maize (Makka)	IRR	30	4	1865.02			
29	Belagavi	Athani	ARTAL	GP	Maize (Makka)	IRR	95	4	3309.49			
30	Belagavi	Athani	ADAHALLI	GP	Maize (Makka)	IRR	45			Hobli Level	44	3928.75
31	Belagavi	Athani	ATHANI (GRAMEEN)	GP	Maize (Makka)	IRR	230	4	5630.06			
32	Belagavi	Athani	ANANTAPUR	GP	Maize (Makka)	IRR	50	4	2517.37			

Government of Karnataka
Directorate of Economics and Statistics
GP Level Average Yield data for Rabi season 2017-18

S.N	District	Taluk	Insurance Unit (hobli/ GP)	GP/ HOBLI	Crop	IRR_RF	Area_S own_H a	No_CCEs_Conducted	Average Yield(Kg/Ha)	Name_Of_Higher_Level	No_cce_Conducted_Higher	Higher Average Yield(Kg/Ha)
33	Belagavi	Athani	HULAGABALI	GP	Maize (Makka)	IRR	25	4	1782.04			
34	Belagavi	Athani	AIGALI	GP	Maize (Makka)	IRR	80	4	6609.20			
35	Belagavi	Athani	BADACHI	GP	Maize (Makka)	IRR	40	4	5120.90			
36	Belagavi	Athani	Inapura (ULB))	GP	Maize (Makka)	IRR	20	4	1204.34			
37	Belagavi	Athani	Shedabala (ULB)	GP	Maize (Makka)	IRR	35	4	3541.26			
38	Belagavi	Athani	JAMBAGI	GP	Wheat	IRR	250	4	1254.03			
39	Belagavi	Athani	JUGUL	GP	Wheat	IRR	110	4	2245.50			
40	Belagavi	Athani	YALIHADALAGI	GP	Wheat	IRR	85	4	995.39			
41	Belagavi	Athani	KAKAMARI	GP	Wheat	IRR	165	4	1379.44			
42	Belagavi	Athani	KATAGERI	GP	Wheat	IRR	145	4	1475.06			
43	Belagavi	Athani	KUSANAL	GP	Wheat	IRR	25	4	4569.38			
44	Belagavi	Athani	KRISHANA KITTUR	GP	Wheat	IRR	25	4	2249.42			
45	Belagavi	Athani	KAGAWAD	GP	Wheat	IRR	20	4	4078.74			
46	Belagavi	Athani	KEMPWAD	GP	Wheat	IRR	140	4	717.15			
47	Belagavi	Athani	KOKATANUR	GP	Wheat	IRR	305	4	670.13			
48	Belagavi	Athani	KOTTALAGI	GP	Wheat	IRR	80	4	560.40			



Government of Karnataka
Directorate of Economics and Statistics
GP Level Average Yield data for Rabi season 2017-18

S.N	District	Taluk	Insurance Unit (hobli/ GP)	GP/ HOBLI	Crop	IRR_ RF	Area_S own_H a	No_CCEs_ Conducted	Average Yield(Kg/Ha)	Name_Of Higher_Le vel	No_cce Conducted_ Higher	Higher Average Yield(Kg/Ha)
49	Belagavi	Athani	KOHALLI	GP	Wheat	IRR	90	4	2488.47			
50	Belagavi	Athani	PARTANAHALLI	GP	Wheat	IRR	145	4	948.36			
51	Belagavi	Athani	ZUNJARWAD	GP	Wheat	IRR	40	4	2386.58			
52	Belagavi	Athani	DARUR	GP	Wheat	IRR	210			Hobli Level	38	1846.36
53	Belagavi	Athani	UGAR - BK	GP	Wheat	IRR	60	4	4679.11			
54	Belagavi	Athani	KHILEGAON	GP	Wheat	IRR	65	4	1387.27			
55	Belagavi	Athani	BALLIGERI	GP	Wheat	IRR	145	4	924.85			
56	Belagavi	Athani	NADI-INGALAGAON	GP	Wheat	IRR	40	4	2198.48			
57	Belagavi	Athani	NANDAGAON	GP	Wheat	IRR	180	4	2490.43			
58	Belagavi	Athani	NAGANUR -PK	GP	Wheat	IRR	100	4	2080.91			
59	Belagavi	Athani	TANGADI	GP	Wheat	IRR	70	4	1928.08			
60	Belagavi	Athani	TELSANG	GP	Wheat	IRR	205	4	1951.59			
61	Belagavi	Athani	MADBHAVI	GP	Wheat	IRR	210	4	1434.30			
62	Belagavi	Athani	MALABAD	GP	Wheat	IRR	90	4	1387.28			
63	Belagavi	Athani	MANGASULI	GP	Wheat	IRR	160	4	1849.70			

Government of Karnataka
Directorate of Economics and Statistics
GP Level Average Yield data for Rabi season 2017-18

S.N	District	Taluk	Insurance Unit (hobli/ GP)	GP/ HOBLI	Crop	IRR_RF	Area_S own_H a	No_CCEs_Conducted	Average Yield(Kg/Ha)	Name_Of_Higher_Level	No_cce Conducted_Higher	Higher Average Yield(Kg/Ha)
64	Belagavi	Athani	MAHISHAWADAGI	GP	Wheat	IRR	35	4	3374.60			
65	Belagavi	Athani	MURAGUNDI	GP	Wheat	IRR	220	4	1794.83			
66	Belagavi	Athani	MOLE	GP	Wheat	IRR	80	4	1928.07			
67	Belagavi	Athani	SHIRAGUPPI	GP	Wheat	IRR	50			Hobli Level	48	2589.80
68	Belagavi	Athani	SHIRAHATTI	GP	Wheat	IRR	70	4	1963.35			
69	Belagavi	Athani	GUNDEWADI	GP	Wheat	IRR	145	4	1355.92			
70	Belagavi	Athani	SATTI	GP	Wheat	IRR	80	4	2108.34			
71	Belagavi	Athani	SHANKARHATTI	GP	Wheat	IRR	270	4	1434.30			
72	Belagavi	Athani	SAPTSAGAR	GP	Wheat	IRR	145	4	1171.74			
73	Belagavi	Athani	SAMBARAGI	GP	Wheat	IRR	210	4	1081.60			
74	Belagavi	Athani	ARTAL	GP	Wheat	IRR	110	4	1904.56			
75	Belagavi	Athani	ADAHALLI	GP	Wheat	IRR	85	4	1598.89			
76	Belagavi	Athani	ATHANI (GRAMEEN)	GP	Wheat	IRR	2370	4	1156.06			
77	Belagavi	Athani	ANANTAPUR	GP	Wheat	IRR	175	4	917.01			
78	Belagavi	Athani	HULAGABALI	GP	Wheat	IRR	250	4	1453.11			
79	Belagavi	Athani	AIGALI	GP	Wheat	IRR	120	4	1097.28			

Government of Karnataka
Directorate of Economics and Statistics
GP Level Average Yield data for Rabi season 2017-18

S.N	District	Taluk	Insurance Unit (hobli/ GP)	GP/ HOBLI	Crop	IRR/ RF	Area_S own_H a	No_CCEs_Conducted	Average Yield(Kg/Ha)	Name_Of_Higher_Level	No_cce Conducted_Higher	Higher Average Yield(Kg/Ha)
80	Belagavi	Athani	CHAMKERI	GP	Wheat	IRR	80	4	681.88			
81	Belagavi	Athani	KANNALA	GP	Wheat	IRR	70	4	1598.89			
82	Belagavi	Athani	Ugara KH (ULB)	GP	Wheat	IRR	30	4	1924.16			
83	Belagavi	Athani	Inapura (ULB))	GP	Wheat	IRR	35	4	1935.91			
84	Belagavi	Athani	Shedabala (ULB)	GP	Wheat	IRR	150	4	2948.86			
85	Belagavi	Bailhongal	TIGADI	GP	Bengal Gram	RF	90	4	848.46			
86	Belagavi	Bailhongal	TIGDOLLI	GP	Bengal Gram	RF	1			Hobli Level	40	706.22
87	Belagavi	Bailhongal	KALABHAVI	GP	Bengal Gram	RF	70	4	497.98			
88	Belagavi	Bailhongal	KENGANUR	GP	Bengal Gram	RF	38	4	1593.24			
89	Belagavi	Bailhongal	KHODANAPUR	GP	Bengal Gram	RF	15	4	546.56			
90	Belagavi	Bailhongal	ANIGOL	GP	Bengal Gram	RF	338	4	1481.85			
91	Belagavi	Bailhongal	PATTIHAL K.B	GP	Bengal Gram	RF	50	4	850.21			
92	Belagavi	Bailhongal	DODAVAD	GP	Bengal Gram	RF	2301	4	1071.03			
93	Belagavi	Bailhongal	DEVALAPUAR	GP	Bengal Gram	RF	720	4	1087.60			
94	Belagavi	Bailhongal	DESHANUR	GP	Bengal Gram	RF	64	4	574.16			
95	Belagavi	Bailhongal	DEGOAN	GP	Bengal Gram	RF	8	4	822.60			

Government of Karnataka
Directorate of Economics and Statistics
GP Level Average Yield data for Rabi season 2017-18

S.N	District	Taluk	Insurance Unit (hobli/ GP)	GP/ HOBLI	Crop	IRR_RF	Area_S own_H a	No_CCEs_Conducted	Average Yield(Kg/Ha)	Name_Of_Higher_Level	No_cce Conducted_Higher	Higher Average Yield(Kg/Ha)
96	Belagavi	Bailhongal	UDIKERI	GP	Bengal Gram	RF	622	4	1105.14			
97	Belagavi	Bailhongal	BUDRAKATTI	GP	Bengal Gram	RF	418	4	1407.80			
98	Belagavi	Bailhongal	BHAVIHAL	GP	Bengal Gram	RF	114	4	541.04			
99	Belagavi	Bailhongal	BELAVADI	GP	Bengal Gram	RF	550	4	1192.49			
100	Belagavi	Bailhongal	BAILWAD	GP	Bengal Gram	RF	460	4	839.16			
101	Belagavi	Bailhongal	NAGANUR	GP	Bengal Gram	RF	160	4	988.22			
102	Belagavi	Bailhongal	NEGINAHAL	GP	Bengal Gram	RF	1317	4	1198.01			
103	Belagavi	Bailhongal	NESARAGI	GP	Bengal Gram	RF	135	4	1258.75			
104	Belagavi	Bailhongal	TURAKARSHIGIHALLI	GP	Bengal Gram	RF	229	4	941.30			
105	Belagavi	Bailhongal	TURAMARI	GP	Bengal Gram	RF	202	4	855.73			
106	Belagavi	Bailhongal	VAKKUND	GP	Bengal Gram	RF	346	4	1391.24			
107	Belagavi	Bailhongal	VANNUR	GP	Bengal Gram	RF	25	4	639.19			
108	Belagavi	Bailhongal	MARADINAGALAPUR	GP	Bengal Gram	RF	52	4	942.83			
109	Belagavi	Bailhongal	MARIKATTI	GP	Bengal Gram	RF	122	4	850.20			
110	Belagavi	Bailhongal	MURAKIBAVI	GP	Bengal Gram	RF	90	4	612.81			
111	Belagavi	Bailhongal	MEKALMARADI	GP	Bengal Gram	RF	206	4	866.77			

Government of Karnataka
Directorate of Economics and Statistics
GP Level Average Yield data for Rabi season 2017-18

S.N	District	Taluk	Insurance Unit (hobli/ GP)	GP/ HOBLI	Crop	IRR_RF	Area_S own_H a	No_CCEs_Conducted	Average Yield(Kg/Ha)	Name_Of_Higher_Level	No_cce Conducted_Higher	Higher Average Yield(Kg/Ha)
112	Belagavi	Bailhongal	SAMPAGON	GP	Bengal Gram	RF	123	4	728.75			
113	Belagavi	Bailhongal	SANGOLLI	GP	Bengal Gram	RF	265	4	1021.35			
114	Belagavi	Bailhongal	SUTAGATTI	GP	Bengal Gram	RF	127	4	576.91			
115	Belagavi	Bailhongal	AMATUR	GP	Bengal Gram	RF	602	4	1053.83			
116	Belagavi	Bailhongal	HIRENADIHALLI	GP	Bengal Gram	RF	105	4	496.87			
117	Belagavi	Bailhongal	HANABARAHATTI	GP	Bengal Gram	RF	65	4	734.27			
118	Belagavi	Bailhongal	HANNIKERI	GP	Bengal Gram	RF	120	4	956.48			
119	Belagavi	Bailhongal	HUNASHIKATTI	GP	Bengal Gram	RF	178	4	681.82			
120	Belagavi	Bailhongal	HOLINAGALAPUR	GP	Bengal Gram	RF	207	4	761.87			
121	Belagavi	Bailhongal	HOLIHOSUR	GP	Bengal Gram	RF	653	4	1203.54			
122	Belagavi	Bailhongal	CHIKKABAGEVADI	GP	Bengal Gram	RF	147	4	1203.54			
123	Belagavi	Bailhongal	CHIVATGUNDI	GP	Bengal Gram	RF	185	4	921.97			
124	Belagavi	Bailhongal	GOVANAKOPPA	GP	Bengal Gram	RF	630	4	1181.25			
125	Belagavi	Bailhongal	MALLAPUR K.N.	GP	Bengal Gram	RF	50	4	1242.18			
126	Belagavi	Bailhongal	Bailahongala (ULB)	GP	Bengal Gram	RF	396	4	817.08			
127	Belagavi	Bailhongal	M K Hubballi (ULB)	GP	Bengal Gram	RF	198	4	921.97			

Government of Karnataka
Directorate of Economics and Statistics
GP Level Average Yield data for Rabi season 2017-18

S.N	District	Taluk	Insurance Unit (hobli/ GP)	GP/ HOBLI	Crop	IRR_RF	Area_S own_H a	No_CCEs_Conducted	Average Yield(Kg/Ha)	Name_Of_Higher_Level	No_cce_Conducted_Higher	Higher Average Yield(Kg/Ha)
128	Belagavi	Bailhongal	Kitturu (ULB)	GP	Bengal Gram	RF	32	4	839.16			
129	Belagavi	Bailhongal	TIGADI	GP	Sorghum (Jowar/Great Millet)	RF	1100	4	978.42			
130	Belagavi	Bailhongal	KALABHAVI	GP	Sorghum (Jowar/Great Millet)	RF	95	4	1084.77			
131	Belagavi	Bailhongal	KADARAVALLI	GP	Sorghum (Jowar/Great Millet)	RF	31	4	813.67			
132	Belagavi	Bailhongal	KENGANUR	GP	Sorghum (Jowar/Great Millet)	RF	370	4	1114.55			
133	Belagavi	Bailhongal	KHODANAPUR	GP	Sorghum (Jowar/Great Millet)	RF	67	4	964.89			
134	Belagavi	Bailhongal	ANIGOL	GP	Sorghum (Jowar/Great Millet)	RF	212	4	1857.30			
135	Belagavi	Bailhongal	PATTIHAL K.B	GP	Sorghum (Jowar/Great Millet)	RF	400	4	761.47			
136	Belagavi	Bailhongal	DASTIKOPPA	GP	Sorghum (Jowar/Great Millet)	RF	51	4	494.74			
137	Belagavi	Bailhongal	DODAVAD	GP	Sorghum (Jowar/Great Millet)	RF	895	4	1848.48			
138	Belagavi	Bailhongal	DEVALAPUAR	GP	Sorghum (Jowar/Great Millet)	RF	55	4	1280.46			
139	Belagavi	Bailhongal	DESHANUR	GP	Sorghum (Jowar/Great Millet)	RF	601	4	1295.27			
140	Belagavi	Bailhongal	UDIKERI	GP	Sorghum (Jowar/Great Millet)	RF	500			Hobli Level	52	1283.98
141	Belagavi	Bailhongal	UGARAKOD	GP	Sorghum (Jowar/Great Millet)	RF	98			Hobli Level	49	965.50
142	Belagavi	Bailhongal	BUDRAKATTI	GP	Sorghum (Jowar/Great Millet)	RF	178	4	1143.93			

Government of Karnataka
Directorate of Economics and Statistics
GP Level Average Yield data for Rabi season 2017-18

S.N	District	Taluk	Insurance Unit (hobli/ GP)	GP/ HOBLI	Crop	IRR_RRF	Area_S own_H a	No_CCEs_Conducted	Average Yield(Kg/Ha)	Name_Of_Higher_Level	No_cce_Conducted_Higher	Higher Average Yield(Kg/Ha)
143	Belagavi	Bailhongal	BHAVIHAL	GP	Sorghum (Jowar/Great Millet)	RF	1240	4	723.18			
144	Belagavi	Bailhongal	BELAVADI	GP	Sorghum (Jowar/Great Millet)	RF	550	4	1042.38			
145	Belagavi	Bailhongal	BAILWAD	GP	Sorghum (Jowar/Great Millet)	RF	475	4	1305.98			
146	Belagavi	Bailhongal	NAGANUR	GP	Sorghum (Jowar/Great Millet)	RF	1350	4	475.01			
147	Belagavi	Bailhongal	NEGINAHAL	GP	Sorghum (Jowar/Great Millet)	RF	213	4	928.02			
148	Belagavi	Bailhongal	NESARAGI	GP	Sorghum (Jowar/Great Millet)	RF	538	4	1316.61			
149	Belagavi	Bailhongal	TURAKARSHIGIHALLI	GP	Sorghum (Jowar/Great Millet)	RF	205	4	955.02			
150	Belagavi	Bailhongal	TURAMARI	GP	Sorghum (Jowar/Great Millet)	RF	137	4	556.00			
151	Belagavi	Bailhongal	VAKKUND	GP	Sorghum (Jowar/Great Millet)	RF	434			Hobli Level	52	1283.98
152	Belagavi	Bailhongal	VANNUR	GP	Sorghum (Jowar/Great Millet)	RF	394	4	910.36			
153	Belagavi	Bailhongal	MARADINAGALAPUR	GP	Sorghum (Jowar/Great Millet)	RF	748			Hobli Level	63	1242.22
154	Belagavi	Bailhongal	MARIKATTI	GP	Sorghum (Jowar/Great Millet)	RF	1579	4	178.13			
155	Belagavi	Bailhongal	MURAKIBAVI	GP	Sorghum (Jowar/Great Millet)	RF	975	4	1781.27			
156	Belagavi	Bailhongal	MEKALMARADI	GP	Sorghum (Jowar/Great Millet)	RF	840			Hobli Level	63	1242.22

Government of Karnataka
Directorate of Economics and Statistics
GP Level Average Yield data for Rabi season 2017-18

S.N	District	Taluk	Insurance Unit (hobli/ GP)	GP/ HOBLI	Crop	IRR_RF	Area_S own_H a	No_CCEs_Conducted	Average Yield(Kg/Ha)	Name_Of_Higher_Level	No_cce_Conducted_Higher	Higher Average Yield(Kg/Ha)
157	Belagavi	Bailhongal	SAMPAGON	GP	Sorghum (Jowar/Great Millet)	RF	698	4	1187.51			
158	Belagavi	Bailhongal	SANGOLLI	GP	Sorghum (Jowar/Great Millet)	RF	269			Hobli Level	52	1283.98
159	Belagavi	Bailhongal	SUTAGATTI	GP	Sorghum (Jowar/Great Millet)	RF	794	4	1029.47			
160	Belagavi	Bailhongal	AMBADAGATTI	GP	Sorghum (Jowar/Great Millet)	RF	81			Hobli Level	49	965.50
161	Belagavi	Bailhongal	AVARADI	GP	Sorghum (Jowar/Great Millet)	RF	118	4	1458.19			
162	Belagavi	Bailhongal	AMATUR	GP	Sorghum (Jowar/Great Millet)	RF	130	4	1288.96			
163	Belagavi	Bailhongal	HIRENADIHALLI	GP	Sorghum (Jowar/Great Millet)	RF	143	4	911.40			
164	Belagavi	Bailhongal	HANABARAHATTI	GP	Sorghum (Jowar/Great Millet)	RF	386	4	855.06			
165	Belagavi	Bailhongal	HANNIKERI	GP	Sorghum (Jowar/Great Millet)	RF	755	4	1467.63			
166	Belagavi	Bailhongal	HUNASHIKATTI	GP	Sorghum (Jowar/Great Millet)	RF	172	4	620.69			
167	Belagavi	Bailhongal	HOLINAGALAPUR	GP	Sorghum (Jowar/Great Millet)	RF	140	4	1008.20			
168	Belagavi	Bailhongal	HOLIHOSUR	GP	Sorghum (Jowar/Great Millet)	RF	940	4	4688.47			
169	Belagavi	Bailhongal	NICCHANAKI	GP	Sorghum (Jowar/Great Millet)	RF	72	4	1910.05			
170	Belagavi	Bailhongal	CHIKKABAGEVADI	GP	Sorghum (Jowar/Great Millet)	RF	880			Hobli Level	63	1242.22

Government of Karnataka
Directorate of Economics and Statistics
GP Level Average Yield data for Rabi season 2017-18

S.N	District	Taluk	Insurance Unit (hobli/ GP)	GP/ HOBLI	Crop	IRR_Rf	Area_S own_H a	No_CCEs_ Conducted	Average Yield(Kg/Ha)	Name_Of_Higher_Level	No_cce Conducted_Higher	Higher Average Yield(Kg/Ha)
171	Belagavi	Bailhongal	CHIVATGUNDI	GP	Sorghum (Jowar/Great Millet)	RF	605	4	1169.85			
172	Belagavi	Bailhongal	GOVANAKOPPA	GP	Sorghum (Jowar/Great Millet)	RF	285			Hobli Level	52	1283.98
173	Belagavi	Bailhongal	MALLAPUR K.N.	GP	Sorghum (Jowar/Great Millet)	RF	212	4	986.93			
174	Belagavi	Bailhongal	Bailahongala (ULB)	GP	Sorghum (Jowar/Great Millet)	RF	387	4	1413.27			
175	Belagavi	Bailhongal	M K Hubballi (ULB)	GP	Sorghum (Jowar/Great Millet)	RF	273	4	1073.16			
176	Belagavi	Bailhongal	Kitturu (ULB)	GP	Sorghum (Jowar/Great Millet)	RF	36			Hobli Level	49	965.50
177	Belagavi	Belagavi	YALLUR	GP	Sorghum (Jowar/Great Millet)	RF	0			Hobli Level	12	1251.61
178	Belagavi	Belagavi	KADOLI	GP	Sorghum (Jowar/Great Millet)	RF	110	4	2015.01			
179	Belagavi	Belagavi	KANGRALI BK	GP	Sorghum (Jowar/Great Millet)	RF	0			Hobli Level	47	1664.85
180	Belagavi	Belagavi	KK KOPPA	GP	Sorghum (Jowar/Great Millet)	RF	318	4	2097.99			
181	Belagavi	Belagavi	KEDNUR	GP	Sorghum (Jowar/Great Millet)	RF	94	4	1983.01			
182	Belagavi	Belagavi	KINAYE	GP	Sorghum (Jowar/Great Millet)	RF	1			Hobli Level	18	1930.67
183	Belagavi	Belagavi	DHAMNE S	GP	Sorghum (Jowar/Great Millet)	RF	10	4	2552.61			
184	Belagavi	Belagavi	DESUR	GP	Sorghum (Jowar/Great Millet)	RF	6	4	1788.66			
185	Belagavi	Belagavi	PEERANWADI	GP	Sorghum (Jowar/Great Millet)	RF	5	4	344.58			

Government of Karnataka
Directorate of Economics and Statistics
GP Level Average Yield data for Rabi season 2017-18

S.N	District	Taluk	Insurance Unit (hobli/ GP)	GP/ HOBLI	Crop	IRR_RF	Area_S own_H a	No_CCEs_Conducted	Average Yield(Kg/Ha)	Name_Of_Higher_Level	No_cce_Conducted_Higher	Higher Average Yield(Kg/Ha)
186	Belagavi	Belagavi	BADAS (KH)	GP	Sorghum (Jowar/Great Millet)	RF	243			Hobli Level	78	1514.76
187	Belagavi	Belagavi	BAMBARGA	GP	Sorghum (Jowar/Great Millet)	RF	236			Hobli Level	29	1399.02
188	Belagavi	Belagavi	BASTWAD	GP	Sorghum (Jowar/Great Millet)	RF	256			Hobli Level	78	1514.76
189	Belagavi	Belagavi	BALEKUNDARI BK	GP	Sorghum (Jowar/Great Millet)	RF	144	4	3982.30			
190	Belagavi	Belagavi	BALEKUNDARI KH	GP	Sorghum (Jowar/Great Millet)	RF	123	4	1861.74			
191	Belagavi	Belagavi	BENDIGERI	GP	Sorghum (Jowar/Great Millet)	RF	255	4	737.87			
192	Belagavi	Belagavi	BENKANHALLI	GP	Sorghum (Jowar/Great Millet)	RF	0			Hobli Level	18	1930.67
193	Belagavi	Belagavi	BELAGUNDI	GP	Sorghum (Jowar/Great Millet)	RF	0			Hobli Level	18	1930.67
194	Belagavi	Belagavi	NANDIHALLI	GP	Sorghum (Jowar/Great Millet)	RF	10	4	1428.07			
195	Belagavi	Belagavi	TARIHAL	GP	Sorghum (Jowar/Great Millet)	RF	378	4	1168.19			
196	Belagavi	Belagavi	MARIHAL	GP	Sorghum (Jowar/Great Millet)	RF	231	4	3106.84			
197	Belagavi	Belagavi	MASTMARDI	GP	Sorghum (Jowar/Great Millet)	RF	279	4	1064.59			
198	Belagavi	Belagavi	MANDOLI	GP	Sorghum (Jowar/Great Millet)	RF	0			Hobli Level	18	1930.67
199	Belagavi	Belagavi	MUCCHANDI	GP	Sorghum (Jowar/Great Millet)	RF	74	4	1233.66			

Government of Karnataka
Directorate of Economics and Statistics
GP Level Average Yield data for Rabi season 2017-18

S.N	District	Taluk	Insurance Unit (hobli/ GP)	GP/ HOBLI	Crop	IRR_Rf	Area_S own_H a	No_CCEs_Conducted	Average Yield(Kg/Ha)	Name_Of_Higher_Level	No_cce_Conducted_Higher	Higher Average Yield(Kg/Ha)
200	Belagavi	Belagavi	MUTAGA	GP	Sorghum (Jowar/Great Millet)	RF	126	4	2738.85			
201	Belagavi	Belagavi	MUTNAL	GP	Sorghum (Jowar/Great Millet)	RF	193	4	757.64			
202	Belagavi	Belagavi	SULAGA (U)	GP	Sorghum (Jowar/Great Millet)	RF	0			Hobli Level	18	1930.67
203	Belagavi	Belagavi	SULEBHAVI	GP	Sorghum (Jowar/Great Millet)	RF	187	4	2332.04			
204	Belagavi	Belagavi	SAMBRA	GP	Sorghum (Jowar/Great Millet)	RF	208	4	853.35			
205	Belagavi	Belagavi	ANKALAGI	GP	Sorghum (Jowar/Great Millet)	RF	288			Hobli Level	78	1514.76
206	Belagavi	Belagavi	ARALIKATTI	GP	Sorghum (Jowar/Great Millet)	RF	435	4	894.40			
207	Belagavi	Belagavi	AMBEWADI	GP	Sorghum (Jowar/Great Millet)	RF	4	4	1966.00			
208	Belagavi	Belagavi	AGASGE	GP	Sorghum (Jowar/Great Millet)	RF	107	4	1222.39			
209	Belagavi	Belagavi	ASHTI	GP	Sorghum (Jowar/Great Millet)	RF	64	4	792.07			
210	Belagavi	Belagavi	HINDALAGA	GP	Sorghum (Jowar/Great Millet)	RF	7	4	3360.66			
211	Belagavi	Belagavi	HANDIGNUR	GP	Sorghum (Jowar/Great Millet)	RF	270	4	1501.66			
212	Belagavi	Belagavi	HALAGA	GP	Sorghum (Jowar/Great Millet)	RF	125	4	300.12			
213	Belagavi	Belagavi	HIREBAGEWADI	GP	Sorghum (Jowar/Great Millet)	RF	371	4	1143.97			

Government of Karnataka
Directorate of Economics and Statistics
GP Level Average Yield data for Rabi season 2017-18

S.N	District	Taluk	Insurance Unit (hobli/ GP)	GP/ HOBLI	Crop	IRR_RF	Area_S own_H a	No_CCEs_Conducted	Average Yield(Kg/Ha)	Name_Of_Higher_Level	No_cce Conducted_Higher	Higher Average Yield(Kg/Ha)
214	Belagavi	Belagavi	HONAGA	GP	Sorghum (Jowar/Great Millet)	RF	74	4	993.31			
215	Belagavi	Belagavi	NILAJI	GP	Sorghum (Jowar/Great Millet)	RF	112	4	2635.04			
216	Belagavi	Belagavi	KARDIGUDDI	GP	Sorghum (Jowar/Great Millet)	RF	93			Hobli Level	78	1514.76
217	Belagavi	Belagavi	KUKADOLLI	GP	Sorghum (Jowar/Great Millet)	RF	113	4	708.59			
218	Belagavi	Belagavi	MODAGA	GP	Sorghum (Jowar/Great Millet)	RF	188	4	1295.27			
219	Belagavi	Belagavi	Belagavi(ULB)	GP	Sorghum (Jowar/Great Millet)	RF	10	4	857.65			
220	Belagavi	Chikkodi	YARANAL	GP	Sorghum (Jowar/Great Millet)	RF	271	4	358.90			
221	Belagavi	Chikkodi	YAMAGRANI	GP	Sorghum (Jowar/Great Millet)	RF	127	4	1374.04			
222	Belagavi	Chikkodi	KARAGAON	GP	Sorghum (Jowar/Great Millet)	RF	160	4	1527.19			
223	Belagavi	Chikkodi	KAROSHI	GP	Sorghum (Jowar/Great Millet)	RF	85	4	948.03			
224	Belagavi	Chikkodi	KERUR	GP	Sorghum (Jowar/Great Millet)	RF	11	4	1244.69			
225	Belagavi	Chikkodi	KODNI	GP	Sorghum (Jowar/Great Millet)	RF	75	4	529.98			
226	Belagavi	Chikkodi	KHADAKALAT	GP	Sorghum (Jowar/Great Millet)	RF	150	4	4709.18			
227	Belagavi	Chikkodi	PATTANAKUDI	GP	Sorghum (Jowar/Great Millet)	RF	78	4	714.97			
228	Belagavi	Chikkodi	JAINAPUR	GP	Sorghum (Jowar/Great Millet)	RF	115	4	382.95			

8:

Government of Karnataka
Directorate of Economics and Statistics
GP Level Average Yield data for Rabi season 2017-18

S.N	District	Taluk	Insurance Unit (hobli/ GP)	GP/HOBLI	Crop	IRR_RF	Area_S own_H a	No_CCEs_Conducted	Average Yield(Kg/Ha)	Name_Of_Higher_Level	No_cce Conducted_Higher	Higher Average Yield(Kg/Ha)
229	Belagavi	Chikkodi	UMARNI	GP	Sorghum (Jowar/Great Millet)	RF	80	4	752.09			
230	Belagavi	Chikkodi	BAMBALAWAD	GP	Sorghum (Jowar/Great Millet)	RF	149	4	1436.75			
231	Belagavi	Chikkodi	BELAKUD	GP	Sorghum (Jowar/Great Millet)	RF	75	4	128.63			
232	Belagavi	Chikkodi	NANDI	GP	Sorghum (Jowar/Great Millet)	RF	12	4	631.13			
233	Belagavi	Chikkodi	NAINGALAJ	GP	Sorghum (Jowar/Great Millet)	RF	85	4	601.94			
234	Belagavi	Chikkodi	NAGARAMUNNOLI	GP	Sorghum (Jowar/Great Millet)	RF	72	4	344.36			
235	Belagavi	Chikkodi	NEJ	GP	Sorghum (Jowar/Great Millet)	RF	42	4	3403.20			
236	Belagavi	Chikkodi	LAKHANAPUR	GP	Sorghum (Jowar/Great Millet)	RF	120			Hobli Level	31	828.47
237	Belagavi	Chikkodi	MUGALI	GP	Sorghum (Jowar/Great Millet)	RF	68	4	455.87			
238	Belagavi	Chikkodi	SHENDUR	GP	Sorghum (Jowar/Great Millet)	RF	70	4	848.86			
239	Belagavi	Chikkodi	WALAKI	GP	Sorghum (Jowar/Great Millet)	RF	95	4	504.03			
240	Belagavi	Chikkodi	SHIRAGAON	GP	Sorghum (Jowar/Great Millet)	RF	120	4	382.86			
241	Belagavi	Chikkodi	GALATAGA	GP	Sorghum (Jowar/Great Millet)	RF	5	4	689.15			
242	Belagavi	Chikkodi	SOUNDALAGA	GP	Sorghum (Jowar/Great Millet)	RF	95	4	434.76			

Government of Karnataka
Directorate of Economics and Statistics
GP Level Average Yield data for Rabi season 2017-18

S.N	District	Taluk	Insurance Unit (hobli/ GP)	GP/ HOBLI	Crop	IRR_RF	Area_S own_H a	No_CCEs Conducted	Average Yield(Kg/Ha)	Name_Of_Higher_Level	No_cce Conducted_Higher	Higher Average Yield(Kg/Ha)
243	Belagavi	Chikkodi	ADI	GP	Sorghum (Jowar/Great Millet)	RF	27	4	1321.38			
244	Belagavi	Chikkodi	ANKALI	GP	Sorghum (Jowar/Great Millet)	RF	37	4	549.78			
245	Belagavi	Chikkodi	APPACHIWADI	GP	Sorghum (Jowar/Great Millet)	RF	46	4	553.02			
246	Belagavi	Chikkodi	HIREKODI	GP	Sorghum (Jowar/Great Millet)	RF	65	4	1048.97			
247	Belagavi	Chikkodi	HATTARAWAT	GP	Sorghum (Jowar/Great Millet)	RF	174	4	1262.97			
248	Belagavi	Chikkodi	CHIKKALAWAL	GP	Sorghum (Jowar/Great Millet)	RF	203	4	664.13			
249	Belagavi	Chikkodi	CHINCHANI	GP	Sorghum (Jowar/Great Millet)	RF	76	4	666.33			
250	Belagavi	Chikkodi	Kabburu (ULB)	GP	Sorghum (Jowar/Great Millet)	RF	0			Hobli Level	36	804.31
251	Belagavi	Chikkodi	JATRAT	GP	Wheat	IRR	8	4	1826.18			
252	Belagavi	Chikkodi	YARANAL	GP	Wheat	IRR	19	4	1948.45			
253	Belagavi	Chikkodi	YAMAGRANI	GP	Wheat	IRR	19	4	1093.76			
254	Belagavi	Chikkodi	KARAGAON	GP	Wheat	IRR	72			Hobli Level	38	1221.51
255	Belagavi	Chikkodi	KAROSHI	GP	Wheat	IRR	24	4	1147.91			
256	Belagavi	Chikkodi	KALLOL	GP	Wheat	IRR	25	4	2660.90			

Government of Karnataka
Directorate of Economics and Statistics
GP Level Average Yield data for Rabi season 2017-18

S.N	District	Taluk	Insurance Unit (hobli/ GP)	GP/ HOBLI	Crop	IRR_Rf	Area_S own_H a	No_CCEs_Conducted	Average Yield(Kg/Ha)	Name_Of_Higher_Level	No_cce_Conducted_Higher	Higher Average Yield(Kg/Ha)
257	Belagavi	Chikkodi	KUNNUR	GP	Wheat	IRR	25	4	2705.58			
258	Belagavi	Chikkodi	KADAPUR	GP	Wheat	IRR	50	4	999.31			
259	Belagavi	Chikkodi	KERUR	GP	Wheat	IRR	30	4	940.52			
260	Belagavi	Chikkodi	KHADAKALAT	GP	Wheat	IRR	23	4	2061.32			
261	Belagavi	Chikkodi	CHANDUR	GP	Wheat	IRR	15	4	1330.06			
262	Belagavi	Chikkodi	PATTANAKUDI	GP	Wheat	IRR	10	4	1947.67			
263	Belagavi	Chikkodi	JAGANUR	GP	Wheat	IRR	200			Hobli Level	38	1221.51
264	Belagavi	Chikkodi	JODAKURALI	GP	Wheat	IRR	20	4	854.70			
265	Belagavi	Chikkodi	JAINAPUR	GP	Wheat	IRR	63	4	1268.61			
266	Belagavi	Chikkodi	UMARNI	GP	Wheat	IRR	40	4	897.42			
267	Belagavi	Chikkodi	BHOJ	GP	Wheat	IRR	25	4	3215.81			
268	Belagavi	Chikkodi	NANDI	GP	Wheat	IRR	27	4	1881.05			
269	Belagavi	Chikkodi	NAINGALAJ	GP	Wheat	IRR	10	4	826.88			
270	Belagavi	Chikkodi	NAGARAMUNNOLI	GP	Wheat	IRR	50	4	885.66			
271	Belagavi	Chikkodi	LAKHANAPUR	GP	Wheat	IRR	10	4	1210.92			

Government of Karnataka
Directorate of Economics and Statistics
GP Level Average Yield data for Rabi season 2017-18

S.N	District	Taluk	Insurance Unit (hobli/ GP)	GP/ HOBLI	Crop	IRR_RF	Area_S own_H a	No_CCEs_Conducted	Average Yield(Kg/Ha)	Name_Of_Higher_Level	No_cce_Conducted_Higher	Higher Average Yield(Kg/Ha)
272	Belagavi	Chikkodi	MUGALI	GP	Wheat	IRR	86	4	893.50			
273	Belagavi	Chikkodi	SHENDUR	GP	Wheat	IRR	10	4	1221.43			
274	Belagavi	Chikkodi	WALAKI	GP	Wheat	IRR	20	4	1861.45			
275	Belagavi	Chikkodi	WADRAL	GP	Wheat	IRR	56	4	1183.57			
276	Belagavi	Chikkodi	GALATAGA	GP	Wheat	IRR	23	4	1010.67			
277	Belagavi	Chikkodi	SHIDNAL	GP	Wheat	IRR	21	4	1943.75			
278	Belagavi	Chikkodi	ADI	GP	Wheat	IRR	26	4	905.10			
279	Belagavi	Chikkodi	ANKALI	GP	Wheat	IRR	45	4	1085.52			
280	Belagavi	Chikkodi	HIREKODI	GP	Wheat	IRR	45	4	1142.74			
281	Belagavi	Chikkodi	HATTARAWAT	GP	Wheat	IRR	26	4	1466.44			
282	Belagavi	Chikkodi	CHINCHANI	GP	Wheat	IRR	10	4	1148.22			
283	Belagavi	Chikkodi	Kabburu (ULB)	GP	Wheat	IRR	50	4	1764.66			
284	Belagavi	Chikkodi	Yaksamba	GP	Wheat	IRR	38	4	2892.11			
285	Belagavi	Gokak	YADAWAD	GP	Maize (Makka)	IRR	180	4	6452.53			
286	Belagavi	Gokak	KALLIGUDDI	GP	Maize (Makka)	IRR	38			Hobli Level	45	4887.73
287	Belagavi	Gokak	KUNDARAGI	GP	Maize (Makka)	IRR	152			Hobli Level	34	2851.78

Government of Karnataka
Directorate of Economics and Statistics
GP Level Average Yield data for Rabi season 2017-18

S.N	District	Taluk	Insurance Unit (hobli/ GP)	GP/ HOBLI	Crop	IRR_ RF	Area_S own_H a	No_CCEs_ Conducted	Average Yield(Kg/Ha)	Name_Of Higher_Le vel	No_cce Conducted_ Higher	Higher Average Yield(Kg/Ha)
288	Belagavi	Gokak	KULAGOD	GP	Maize (Makka)	IRR	225			Hobli Level	45	4887.73
289	Belagavi	Gokak	KOLAVI	GP	Maize (Makka)	IRR	140			Hobli Level	34	2851.78
290	Belagavi	Gokak	KHANAGAON	GP	Maize (Makka)	IRR	300	4	2286.29			
291	Belagavi	Gokak	ANKALAGI	GP	Maize (Makka)	IRR	10	4	2349.94			
292	Belagavi	Gokak	AKKATANGERHAL	GP	Maize (Makka)	IRR	50	4	3808.86			
293	Belagavi	Gokak	AVARADI	GP	Maize (Makka)	IRR	70			Hobli Level	45	4887.73
294	Belagavi	Gokak	PAMALADINNI	GP	Maize (Makka)	IRR	540			Hobli Level	90	5074.73
295	Belagavi	Gokak	RAJAPUR	GP	Maize (Makka)	IRR	800	4	5874.84			
296	Belagavi	Gokak	DHAVALESHWAR	GP	Maize (Makka)	IRR	30	4	3970.76			
297	Belagavi	Gokak	DHARMATTI	GP	Maize (Makka)	IRR	280	4	6281.19			
298	Belagavi	Gokak	DHUPADAL	GP	Maize (Makka)	IRR	400			Hobli Level	90	5074.73
299	Belagavi	Gokak	DURADUNDI	GP	Maize (Makka)	IRR	310	4	6336.26			
300	Belagavi	Gokak	UDAGATTI	GP	Maize (Makka)	IRR	168	4	5146.36			
301	Belagavi	Gokak	BADIGAWAD	GP	Maize (Makka)	IRR	380	4	7211.37			
302	Belagavi	Gokak	BALOBAL	GP	Maize (Makka)	IRR	480			Hobli Level	90	5074.73
303	Belagavi	Gokak	BENACHINAMARADI(U)	GP	Maize (Makka)	IRR	85	4	1913.48			

Government of Karnataka
Directorate of Economics and Statistics
GP Level Average Yield data for Rabi season 2017-18

S.N	District	Taluk	Insurance Unit (hobli/ GP)	GP/ HOBLI	Crop	IRR_RF	Area_S own_H a	No_CCEs_Conducted	Average Yield(Kg/Ha)	Name_Of_Higher_Level	No_cce Conducted_Higher	Higher Average Yield(Kg/Ha)
304	Belagavi	Gokak	BETAGERI	GP	Maize (Makka)	IRR	83			Hobli Level	45	4887.73
305	Belagavi	Gokak	NANDAGAON	GP	Maize (Makka)	IRR	133	4	3087.38			
306	Belagavi	Gokak	NALLANATTI	GP	Maize (Makka)	IRR	540	4	4024.27			
307	Belagavi	Gokak	TAVAG	GP	Maize (Makka)	IRR	200			Hobli Level	34	2851.78
308	Belagavi	Gokak	TALAKATNAL	GP	Maize (Makka)	IRR	120	4	5193.11			
309	Belagavi	Gokak	TUKKANATTI	GP	Maize (Makka)	IRR	299	4	3615.48			
310	Belagavi	Gokak	MALADINNI	GP	Maize (Makka)	IRR	290	4	3280.12			
311	Belagavi	Gokak	WADERAHATTI	GP	Maize (Makka)	IRR	465			Hobli Level	90	5074.73
312	Belagavi	Gokak	MAKKALAGERI	GP	Maize (Makka)	IRR	138			Hobli Level	34	2851.78
313	Belagavi	Gokak	MADAVALL	GP	Maize (Makka)	IRR	150			Hobli Level	34	2851.78
314	Belagavi	Gokak	MAMADAPUR	GP	Maize (Makka)	IRR	497	4	3139.62			
315	Belagavi	Gokak	MASAGUPPI	GP	Maize (Makka)	IRR	135	4	7413.90			
316	Belagavi	Gokak	MUNYAL	GP	Maize (Makka)	IRR	190	4	6754.60			
317	Belagavi	Gokak	MELAVANKI	GP	Maize (Makka)	IRR	213	4	4406.13			
318	Belagavi	Gokak	LOLASUR	GP	Maize (Makka)	IRR	450	4	2794.76			
319	Belagavi	Gokak	SHINDHIKURABET	GP	Maize (Makka)	IRR	180			Hobli Level	90	5074.73

Government of Karnataka
Directorate of Economics and Statistics
GP Level Average Yield data for Rabi season 2017-18

S.N	District	Taluk	Insurance Unit (hobli/ GP)	GP/ HOBLI	Crop	IRR_RF	Area_S own_H a	No_CCEs_Conducted	Average Yield(Kg/Ha)	Name_Of_Higher_Level	No_cce Conducted_Higher	Higher Average Yield(Kg/Ha)
320	Belagavi	Gokak	SHILTIBHAVI	GP	Maize (Makka)	IRR	238			Hobli Level	34	2851.78
321	Belagavi	Gokak	SHIVAPUR(H)	GP	Maize (Makka)	IRR	204	4	5630.06			
322	Belagavi	Gokak	GUJANAL	GP	Maize (Makka)	IRR	18	4	1703.70			
323	Belagavi	Gokak	SUNADHOLI	GP	Maize (Makka)	IRR	94			Hobli Level	45	4887.73
324	Belagavi	Gokak	HIRENANDI	GP	Maize (Makka)	IRR	220			Hobli Level	34	2851.78
325	Belagavi	Gokak	HALLUR	GP	Maize (Makka)	IRR	288			Hobli Level	90	5074.73
326	Belagavi	Gokak	HUNASHYAL.P.Y.	GP	Maize (Makka)	IRR	88	4	1272.88			
327	Belagavi	Gokak	HUNASHYAL.P.G	GP	Maize (Makka)	IRR	1010	4	2256.18			
328	Belagavi	Gokak	GOSABAL	GP	Maize (Makka)	IRR	52			Hobli Level	45	4887.73
329	Belagavi	Gokak	DANDAPURA	GP	Maize (Makka)	IRR	395	4	4185.83			
330	Belagavi	Gokak	GUJANATTI	GP	Maize (Makka)	IRR	160	4	2316.15			
331	Belagavi	Gokak	KAMANAKATTI	GP	Maize (Makka)	IRR	170	4	5948.28			
332	Belagavi	Gokak	KHANATTI	GP	Maize (Makka)	IRR	270	4	5630.06			
333	Belagavi	Gokak	TAPASI	GP	Maize (Makka)	IRR	84	4	5874.84			
334	Belagavi	Gokak	TIGADI	GP	Maize (Makka)	IRR	43	4	5611.31			
335	Belagavi	Gokak	Mudalagi(ULB)	GP	Maize (Makka)	IRR	480	4	6961.69			

Government of Karnataka
Directorate of Economics and Statistics
GP Level Average Yield data for Rabi season 2017-18

S.N	District	Taluk	Insurance Unit (hobli/ GP)	GP/ HOBLI	Crop	IRR_Rf	Area_S own_H a	No_CCEs_Conducted	Average Yield(Kg/Ha)	Name_Of_Higher_Level	No_cce_Conducted_Higher	Higher Average Yield(Kg/Ha)
336	Belagavi	Gokak	Konnur (ULB)	GP	Maize (Makka)	IRR	385	4	6217.54			
337	Belagavi	Gokak	Naganuru (ULB)	GP	Maize (Makka)	IRR	560	4	3745.21			
338	Belagavi	Gokak	Mallapura (ULB)	GP	Maize (Makka)	IRR	250	4	4131.97			
339	Belagavi	Gokak	Arabhavi (ULB)	GP	Maize (Makka)	IRR	610	4	5262.88			
340	Belagavi	Gokak	Kallolli(ULB)	GP	Maize (Makka)	IRR	280	4	4141.76			
341	Belagavi	Gokak	YADAWAD	GP	Wheat	IRR	285	4	2327.80			
342	Belagavi	Gokak	KALLIGUDDI	GP	Wheat	IRR	58	4	1246.20			
343	Belagavi	Gokak	KUNDARAGI	GP	Wheat	IRR	20	4	2515.90			
344	Belagavi	Gokak	KULAGOD	GP	Wheat	IRR	115	4	1540.11			
345	Belagavi	Gokak	KOUJALAGI	GP	Wheat	IRR	200	4	1410.79			
346	Belagavi	Gokak	KOLAVI	GP	Wheat	IRR	145	4	1826.19			
347	Belagavi	Gokak	KHANAGAON	GP	Wheat	IRR	30	4	2586.44			
348	Belagavi	Gokak	ANKALAGI	GP	Wheat	IRR	6	4	1598.89			
349	Belagavi	Gokak	AKKATANGERHAL	GP	Wheat	IRR	9	4	1873.21			
350	Belagavi	Gokak	AVARADI	GP	Wheat	IRR	185	4	1724.30			
351	Belagavi	Gokak	RAJAPUR	GP	Wheat	IRR	175	4	1422.54			

Government of Karnataka
Directorate of Economics and Statistics
GP Level Average Yield data for Rabi season 2017-18

S.N	District	Taluk	Insurance Unit (hobli/ GP)	GP/ HOBLI	Crop	IRR_RF	Area_S own_H a	No_CCEs_Conducted	Average Yield(Kg/Ha)	Name_Of_Higher_Level	No_cce Conducted_Higher	Higher Average Yield(Kg/Ha)
352	Belagavi	Gokak	DHAVALESHWAR	GP	Wheat	IRR	35	4	1779.16			
353	Belagavi	Gokak	DHARMATTI	GP	Wheat	IRR	110	4	1669.43			
354	Belagavi	Gokak	DHUPADAL	GP	Wheat	IRR	85	4	1747.81			
355	Belagavi	Gokak	DURADUNDI	GP	Wheat	IRR	65	4	2954.81			
356	Belagavi	Gokak	UDAGATTI	GP	Wheat	IRR	85	4	2182.80			
357	Belagavi	Gokak	BADIGAWAD	GP	Wheat	IRR	86	4	1528.35			
358	Belagavi	Gokak	DALOBAL	GP	Wheat	IRR	100	4	4220.60			
359	Belagavi	Gokak	BETAGERI	GP	Wheat	IRR	25	4	1789.82			
360	Belagavi	Gokak	NANDAGAON	GP	Wheat	IRR	44	4	2727.52			
361	Belagavi	Gokak	NALLANATTI	GP	Wheat	IRR	123	4	4287.22			
362	Belagavi	Gokak	TAVAG	GP	Wheat	IRR	30	4	1834.02			
363	Belagavi	Gokak	TALAKATNAL	GP	Wheat	IRR	28	4	1935.91			
364	Belagavi	Gokak	TUKKANATTI	GP	Wheat	IRR	155	4	1395.11			
365	Belagavi	Gokak	MALADINNI	GP	Wheat	IRR	245	4	1896.72			
366	Belagavi	Gokak	WADERAHATTI	GP	Wheat	IRR	265	4	1982.94			
367	Belagavi	Gokak	MAKKALAGERI	GP	Wheat	IRR	12	4	1175.66			

Government of Karnataka
Directorate of Economics and Statistics
GP Level Average Yield data for Rabi season 2017-18

S.N	District	Taluk	Insurance Unit (hobli/ GP)	GP/ HOBLI	Crop	IRR_RF	Area_S own_H a	No_CCEs_Conducted	Average Yield(Kg/Ha)	Name_Of_Higher_Level	No_cce Conducted_Higher	Higher Average Yield(Kg/Ha)
368	Belagavi	Gokak	MAMADAPUR	GP	Wheat	IRR	148	4	801.01			
369	Belagavi	Gokak	MASAGUPPI	GP	Wheat	IRR	85	4	2006.45			
370	Belagavi	Gokak	MUNYAL	GP	Wheat	IRR	200	4	3456.43			
371	Belagavi	Gokak	MELAVANKI	GP	Wheat	IRR	113	4	1598.89			
372	Belagavi	Gokak	LOLASUR	GP	Wheat	IRR	100	4	1849.70			
373	Belagavi	Gokak	SHINDHIKURABET	GP	Wheat	IRR	60	4	1920.24			
374	Belagavi	Gokak	SHILTIBI IAVI	GP	Wheat	IRR	19	1	869.98			
375	Belagavi	Gokak	SHIVAPUR(H)	GP	Wheat	IRR	245	4	3264.40			
376	Belagavi	Gokak	GUJANAL	GP	Wheat	IRR	10	4	1888.89			
377	Belagavi	Gokak	SUNADHOLI	GP	Wheat	IRR	85	4	2022.13			
378	Belagavi	Gokak	HIRENANDI	GP	Wheat	IRR	350	4	1026.98			
379	Belagavi	Gokak	HALLUR	GP	Wheat	IRR	325	4	2292.53			
380	Belagavi	Gokak	HUNASHYAL.P.Y.	GP	Wheat	IRR	45	4	1998.61			
381	Belagavi	Gokak	HUNASHYAL.P.G	GP	Wheat	IRR	200	4	1798.75			
382	Belagavi	Gokak	GOSABAL	GP	Wheat	IRR	66	4	2018.99			
383	Belagavi	Gokak	KHANATTI	GP	Wheat	IRR	200	4	3534.80			

Government of Karnataka
Directorate of Economics and Statistics
GP Level Average Yield data for Rabi season 2017-18

S.N	District	Taluk	Insurance Unit (hobli/ GP)	GP/ HOBLI	Crop	IRR_ RF	Area_S own_H a	No_CCEs_ Conducted	Average Yield(Kg/Ha)	Name_Of Higher_Le vel	No_cce Conducted_ Higher	Higher Average Yield(Kg/Ha)
384	Belagavi	Gokak	PATAGUNDI	GP	Wheat	IRR	355	4	869.99			
385	Belagavi	Gokak	TAPASI	GP	Wheat	IRR	21	4	1685.11			
386	Belagavi	Gokak	Mudalagi(ULB)	GP	Wheat	IRR	685	4	2406.17			
387	Belagavi	Gokak	Konnur (ULB)	GP	Wheat	IRR	55	4	1254.03			
388	Belagavi	Gokak	Naganuru (ULB)	GP	Wheat	IRR	590	4	2978.33			
389	Belagavi	Gokak	Mallapura (ULB)	GP	Wheat	IRR	82	4	4185.33			
390	Belagavi	Gokak	Arabhavi (ULB)	GP	Wheat	IRR	202	4	1920.24			
391	Belagavi	Gokak	Kallolli(ULB)	GP	Wheat	IRR	355	4	5078.83			
392	Belagavi	Hukkeri	YELIMUNNOLI	GP	Sorghum (Jowar/Great Millet)	RF	340	4	782.88			
393	Belagavi	Hukkeri	YADAGUD	GP	Sorghum (Jowar/Great Millet)	RF	110	4	977.70			
394	Belagavi	Hukkeri	YAMAKANAMARDI	GP	Sorghum (Jowar/Great Millet)	RF	158	4	830.54			
395	Belagavi	Hukkeri	KANAGALA	GP	Sorghum (Jowar/Great Millet)	RF	148	4	835.66			
396	Belagavi	Hukkeri	KAMATANUR	GP	Sorghum (Jowar/Great Millet)	RF	176	4	1583.35			
397	Belagavi	Hukkeri	KURANI	GP	Sorghum (Jowar/Great Millet)	RF	62	4	959.82			
398	Belagavi	Hukkeri	KOCHARI	GP	Sorghum (Jowar/Great Millet)	RF	227	4	1794.47			
399	Belagavi	Hukkeri	KOTABAGI	GP	Sorghum (Jowar/Great Millet)	RF	5	4	976.98			

Government of Karnataka
Directorate of Economics and Statistics
GP Level Average Yield data for Rabi season 2017-18

S.N	District	Taluk	Insurance Unit (hobli/ GP)	GP/ HOBLI	Crop	IRR_RF	Area_S own_H a	No_CCEs_Conducted	Average Yield(Kg/Ha)	Name_Of_Higher_Level	No_cce Conducted_Higher	Higher Average Yield(Kg/Ha)
400	Belagavi	Hukkeri	KOT	GP	Sorghum (Jowar/Great Millet)	RF	66	4	2026.99			
401	Belagavi	Hukkeri	KESTI	GP	Sorghum (Jowar/Great Millet)	RF	244	4	1627.34			
402	Belagavi	Hukkeri	KONANAKERI	GP	Sorghum (Jowar/Great Millet)	RF	276	4	505.79			
403	Belagavi	Hukkeri	U-KHANAPUR	GP	Sorghum (Jowar/Great Millet)	RF	105	4	2560.91			
404	Belagavi	Hukkeri	B. ALUR	GP	Sorghum (Jowar/Great Millet)	RF	273	4	452.44			
405	Belagavi	Hukkeri	BAD	GP	Sorghum (Jowar/Great Millet)	RF	225	4	1139.73			
406	Belagavi	Hukkeri	BELAVI	GP	Sorghum (Jowar/Great Millet)	RF	140			Hobli Level	18	875.17
407	Belagavi	Hukkeri	BORGAL	GP	Sorghum (Jowar/Great Millet)	RF	185	4	1084.54			
408	Belagavi	Hukkeri	NAGANUR K.D.	GP	Sorghum (Jowar/Great Millet)	RF	100	4	1983.72			
409	Belagavi	Hukkeri	NERLI	GP	Sorghum (Jowar/Great Millet)	RF	160	4	1174.38			
410	Belagavi	Hukkeri	MATTIWADE	GP	Sorghum (Jowar/Great Millet)	RF	300	4	1081.53			
411	Belagavi	Hukkeri	MANAGUTTI	GP	Sorghum (Jowar/Great Millet)	RF	89	4	1769.02			
412	Belagavi	Hukkeri	SOLLAPUR	GP	Sorghum (Jowar/Great Millet)	RF	177	4	813.67			
413	Belagavi	Hukkeri	ANKALI	GP	Sorghum (Jowar/Great Millet)	RF	240	4	897.23			

Government of Karnataka
Directorate of Economics and Statistics
GP Level Average Yield data for Rabi season 2017-18

S.N	District	Taluk	Insurance Unit (hobli/ GP)	GP/ HOBLI	Crop	IRR_Rf	Area_S own_H a	No_CCEs_Conducted	Average Yield(Kg/Ha)	Name_Of_Higher_Level	No_cce Conducted_Higher	Higher Average Yield(Kg/Ha)
414	Belagavi	Hukkeri	AMMANAGI	GP	Sorghum (Jowar/Great Millet)	RF	154	4	1496.33			
415	Belagavi	Hukkeri	HITNI	GP	Sorghum (Jowar/Great Millet)	RF	130	4	1918.56			
416	Belagavi	Hukkeri	HARAGAPUR	GP	Sorghum (Jowar/Great Millet)	RF	220	4	923.62			
417	Belagavi	Hukkeri	HATTARAGI	GP	Sorghum (Jowar/Great Millet)	RF	160	4	716.80			
418	Belagavi	Hukkeri	HANCHINAL	GP	Sorghum (Jowar/Great Millet)	RF	271	4	1768.08			
419	Belagavi	Hukkeri	HEBBAL	GP	Sorghum (Jowar/Great Millet)	RF	122	4	974.17			
420	Belagavi	Hukkeri	NIDASOSI	GP	Sorghum (Jowar/Great Millet)	RF	135	4	1513.92			
421	Belagavi	Hukkeri	Hukkeri(ULB)	GP	Sorghum (Jowar/Great Millet)	RF	430	4	747.69			
422	Belagavi	Hukkeri	Sankeshwara(ULB)	GP	Sorghum (Jowar/Great Millet)	RF	167	4	1414.46			
423	Belagavi	Raibag	DIGGEWADI	GP	Wheat	IRR	148	4	1963.35			
424	Belagavi	Raibag	BHIRADI	GP	Wheat	IRR	135	4	1528.35			
425	Belagavi	Raibag	KAPPALGUDDI	GP	Wheat	IRR	102	4	2352.17			
426	Belagavi	Raibag	KATAKBHAVI	GP	Wheat	IRR	150			Hobli Level	146	1756.08
427	Belagavi	Raibag	KOLIGUDD	GP	Wheat	IRR	267	4	4106.96			
428	Belagavi	Raibag	KHEMALAPUR	GP	Wheat	IRR	267	4	1485.25			

Government of Karnataka
Directorate of Economics and Statistics
GP Level Average Yield data for Rabi season 2017-18

S.N	District	Taluk	Insurance Unit (hobli/ GP)	GP/ HOBLI	Crop	IRR_RF	Area_S own_H a	No_CCEs_Conducted	Average Yield(Kg/Ha)	Name_Of_Higher_Level	No_cce Conducted_Higher	Higher Average Yield(Kg/Ha)
429	Belagavi	Raibag	ALAGAWADI	GP	Wheat	IRR	241			Hobli Level	86	1817.51
430	Belagavi	Raibag	PARAMANANDWADI	GP	Wheat	IRR	102	4	1921.81			
431	Belagavi	Raibag	PALBHAVI	GP	Wheat	IRR	180	4	1371.60			
432	Belagavi	Raibag	ITANAL	GP	Wheat	IRR	192	4	1449.98			
433	Belagavi	Raibag	BYAKUD	GP	Wheat	IRR	39	4	1486.03			
434	Belagavi	Raibag	BEKKERI	GP	Wheat	IRR	328	4	1605.16			
435	Belagavi	Raibag	BHENDWAD	GP	Wheat	IRR	65			Hobli Level	60	1633.22
436	Belagavi	Raibag	NANDIKURALI	GP	Wheat	IRR	86	4	2076.99			
437	Belagavi	Raibag	NIPANAL	GP	Wheat	IRR	74	4	1402.95			
438	Belagavi	Raibag	NASALAPUR	GP	Wheat	IRR	110	4	1254.04			
439	Belagavi	Raibag	MORAB	GP	Wheat	IRR	446	4	1418.62			
440	Belagavi	Raibag	MEKHALI	GP	Wheat	IRR	41	4	1257.95			
441	Belagavi	Raibag	SHIRAGUR	GP	Wheat	IRR	237	4	2096.59			
442	Belagavi	Raibag	SAVADATTI	GP	Wheat	IRR	265	4	1772.11			
443	Belagavi	Raibag	SAVASUDDI	GP	Wheat	IRR	320	4	1159.98			
444	Belagavi	Raibag	ALAKHANUR	GP	Wheat	IRR	526	4	1594.97			

Government of Karnataka
Directorate of Economics and Statistics
GP Level Average Yield data for Rabi season 2017-18

S.N	District	Taluk	Insurance Unit (hobli/ GP)	GP/ HOBLI	Crop	IRR_ RF	Area_S own_H a	No_CCEs_ Conducted	Average Yield(Kg/Ha)	Name_Of Higher_Le vel	No_cce Conducted_ Higher	Higher Average Yield(Kg/Ha)
445	Belagavi	Raibag	HIDAKAL	GP	Wheat	IRR	208	4	611.34			
446	Belagavi	Raibag	HANDIGUND	GP	Wheat	IRR	110	4	2261.18			
447	Belagavi	Raibag	HUBBARWADI	GP	Wheat	IRR	30			Hobli Level	60	1633.22
448	Belagavi	Raibag	NIDAGUNDI	GP	Wheat	IRR	320			Hobli Level	146	1725.37
449	Belagavi	Raibag	NILAJI	GP	Wheat	IRR	54	4	2045.64			
450	Belagavi	Raibag	JALALPUR	GP	Wheat	IRR	135	4	1928.08			
451	Belagavi	Raibag	KHANADAL	GP	Wheat	IRR	97	4	1246.19			
452	Belagavi	Raibag	SIDDAPURA	GP	Wheat	IRR	188	4	2002.53			
453	Belagavi	Raibag	YABARATTI	GP	Wheat	IRR	45	4	1834.02			
454	Belagavi	Raibag	KEMPATTI	GP	Wheat	IRR	35	4	1214.84			
455	Belagavi	Raibag	YADRAV	GP	Wheat	IRR	75	4	1222.68			
456	Belagavi	Raibag	Kundachi(ULB)	GP	Wheat	IRR	985	4	2327.80			
457	Belagavi	Raibag	Raibag (ULB)	GP	Wheat	IRR	650	4	619.18			
458	Belagavi	Raibag	Harogeri (ULB)	GP	Wheat	IRR	620	4	1218.76			
459	Belagavi	Raibag	Kankanavadi (ULB)	GP	Wheat	IRR	148	4	1504.84			
460	Belagavi	Raibag	Chicholi(ULB)	GP	Wheat	IRR	142	4	1230.52			

Government of Karnataka
Directorate of Economics and Statistics
GP Level Average Yield data for Rabi season 2017-18

S.N	District	Taluk	Insurance Unit (hobli/ GP)	GP/HOBLI	Crop	IRR_RF	Area_Sown_Ha	No_CCEs_Conducted	Average Yield(Kg/Ha)	Name_Of_Higher_Level	No_cce Conducted_Higher	Higher Average Yield(Kg/Ha)
461	Belagavi	Raibag	Mugalkhod(ULB)	GP	Wheat	IRR	825	4	1410.79			
462	Belagavi	Ramadurg	KATKOL	GP	Sorghum (Jowar/Great Millet)	RF	210	4	1578.95			
463	Belagavi	Ramadurg	KADAMPUR	GP	Sorghum (Jowar/Great Millet)	RF	1888	4	468.37			
464	Belagavi	Ramadurg	K CHANDARAGI	GP	Sorghum (Jowar/Great Millet)	RF	1187	4	1380.42			
465	Belagavi	Ramadurg	KITTUR	GP	Sorghum (Jowar/Great Millet)	RF	822	4	1220.90			
466	Belagavi	Ramadurg	AWARADI	GP	Sorghum (Jowar/Great Millet)	RF	490	4	526.22			
467	Belagavi	Ramadurg	CHUNCHANUR	GP	Sorghum (Jowar/Great Millet)	RF	290			Hobli Level	25	1016.00
468	Belagavi	Ramadurg	D.SALAPUR	GP	Sorghum (Jowar/Great Millet)	RF	1178	4	436.04			
469	Belagavi	Ramadurg	UDAPUDI	GP	Sorghum (Jowar/Great Millet)	RF	1740	4	327.56			
470	Belagavi	Ramadurg	IDAGAL	GP	Sorghum (Jowar/Great Millet)	RF	192	4	694.92			
471	Belagavi	Ramadurg	BATAKURKI	GP	Sorghum (Jowar/Great Millet)	RF	1681	4	446.67			
472	Belagavi	Ramadurg	BANNUR	GP	Sorghum (Jowar/Great Millet)	RF	1315	4	1201.59			
473	Belagavi	Ramadurg	NANDIHAL	GP	Sorghum (Jowar/Great Millet)	RF	631	4	723.18			
474	Belagavi	Ramadurg	NARASAPUR	GP	Sorghum (Jowar/Great Millet)	RF	280	4	393.50			
475	Belagavi	Ramadurg	TONDIKATTI	GP	Sorghum (Jowar/Great Millet)	RF	2509	4	1199.63			
476	Belagavi	Ramadurg	TORANAGATTI	GP	Sorghum (Jowar/Great Millet)	RF	230	4	1197.63			

Government of Karnataka
Directorate of Economics and Statistics
GP Level Average Yield data for Rabi season 2017-18

S.N	District	Taluk	Insurance Unit (hobli/ GP)	GP/ HOBLI	Crop	IRR_RF	Area_S own_H a	No_CCEs_Conducted	Average Yield(Kg/Ha)	Name_Of_Higher_Level	No_cce Conducted_Higher	Higher Average Yield(Kg/Ha)
477	Belagavi	Ramadurg	MUDAKAVI	GP	Sorghum (Jowar/Great Millet)	RF	1			Hobli Level	28	648.52
478	Belagavi	Ramadurg	MUDENUR	GP	Sorghum (Jowar/Great Millet)	RF	810	4	816.77			
479	Belagavi	Ramadurg	MULLLUR	GP	Sorghum (Jowar/Great Millet)	RF	1071	4	1459.63			
480	Belagavi	Ramadurg	MANIHAL	GP	Sorghum (Jowar/Great Millet)	RF	233	4	623.21			
481	Belagavi	Ramadurg	SANGAL	GP	Sorghum (Jowar/Great Millet)	RF	710	4	550.22			
482	Belagavi	Ramadurg	SUREBAN	GP	Sorghum (Jowar/Great Millet)	RF	219	4	880.61			
483	Belagavi	Ramadurg	HIREKOPPA KS.	GP	Sorghum (Jowar/Great Millet)	RF	1855	4	901.85			
484	Belagavi	Ramadurg	HANAMAPUR	GP	Sorghum (Jowar/Great Millet)	RF	762	4	484.96			
485	Belagavi	Ramadurg	HULAKUND	GP	Sorghum (Jowar/Great Millet)	RF	585	4	478.58			
486	Belagavi	Ramadurg	HOSAKERI	GP	Sorghum (Jowar/Great Millet)	RF	243	4	659.37			
487	Belagavi	Ramadurg	HOSAKOTI	GP	Sorghum (Jowar/Great Millet)	RF	2365	4	676.39			
488	Belagavi	Ramadurg	K.JUNIPETH	GP	Sorghum (Jowar/Great Millet)	RF	0			Hobli Level	25	1016.00
489	Belagavi	Ramadurg	CHIPPALAKATTI	GP	Sorghum (Jowar/Great Millet)	RF	1339	4	1233.66			
490	Belagavi	Ramadurg	GODACHI	GP	Sorghum (Jowar/Great Millet)	RF	2020	4	897.68			

G/

Government of Karnataka
Directorate of Economics and Statistics
GP Level Average Yield data for Rabi season 2017-18

S.N	District	Taluk	Insurance Unit (hobli/ GP)	GP/ HOBLI	Crop	IRR_RF	Area_S own_H a	No_CCEs_Conducted	Average Yield(Kg/Ha)	Name_Of_Higher_Level	No_cce_Conducted_Higher	Higher Average Yield(Kg/Ha)
491	Belagavi	Ramadurg	GONNAGAR	GP	Sorghum (Jowar/Great Millet)	RF	25	4	1754.88			
492	Belagavi	Ramadurg	OBALAPURA	GP	Sorghum (Jowar/Great Millet)	RF	235	4	472.20			
493	Belagavi	Ramadurg	GHATAKANUR	GP	Wheat	IRR	38	4	1771.32			
494	Belagavi	Ramadurg	KADAMPUR	GP	Wheat	IRR	42	4	964.43			
495	Belagavi	Ramadurg	K.CHANDARAGI	GP	Wheat	IRR	21	4	1089.44			
496	Belagavi	Ramadurg	KITTUR	GP	Wheat	IRR	86	4	1575.38			
497	Belagavi	Ramadurg	AWARADI	GP	Wheat	IRR	100	4	1042.41			
498	Belagavi	Ramadurg	CHUNCHANUR	GP	Wheat	IRR	47	4	1810.51			
499	Belagavi	Ramadurg	D.SALAPUR	GP	Wheat	IRR	2	4	1050.64			
500	Belagavi	Ramadurg	UDAPUDI	GP	Wheat	IRR	37	4	1606.73			
501	Belagavi	Ramadurg	IDAGAL	GP	Wheat	IRR	63	4	2672.81			
502	Belagavi	Ramadurg	BATAKURKI	GP	Wheat	IRR	39			Hobli Level	29	1644.32
503	Belagavi	Ramadurg	BANNUR	GP	Wheat	IRR	25	4	1442.14			
504	Belagavi	Ramadurg	NANDIHAL	GP	Wheat	IRR	21	4	1265.79			

Government of Karnataka
Directorate of Economics and Statistics
GP Level Average Yield data for Rabi season 2017-18

S.N	District	Taluk	Insurance Unit (hobli/ GP)	GP/ HOBLI	Crop	IRR_RF	Area_S own_H a	No_CCEs_Conducted	Average Yield(Kg/Ha)	Name_Of_Higher_Level	No_cce Conducted_Higher	Higher Average Yield(Kg/Ha)
505	Belagavi	Ramadurg	NARASAPUR	GP	Wheat	IRR	25	4	1626.33			
506	Belagavi	Ramadurg	TONDIKATTI	GP	Wheat	IRR	16	4	1214.84			
507	Belagavi	Ramadurg	TORANAGATTI	GP	Wheat	IRR	45	4	1888.89			
508	Belagavi	Ramadurg	MUDAKAVI	GP	Wheat	IRR	38	4	885.66			
509	Belagavi	Ramadurg	MUDENUR	GP	Wheat	IRR	17	4	1700.78			
510	Belagavi	Ramadurg	MULLLUR	GP	Wheat	IRR	164	4	1975.10			
511	Belagavi	Ramadurg	MANIHAL	GP	Wheat	IRR	41	4	1614.57			
512	Belagavi	Ramadurg	SANGAL	GP	Wheat	IRR	120	4	1130.20			
513	Belagavi	Ramadurg	SUREBAN	GP	Wheat	IRR	86	4	2120.10			
514	Belagavi	Ramadurg	SUNNAL	GP	Wheat	IRR	95	4	1653.75			
515	Belagavi	Ramadurg	HIREKOPPA KS.	GP	Wheat	IRR	49	4	1332.41			
516	Belagavi	Ramadurg	HANAMAPUR	GP	Wheat	IRR	60	4	2100.51			
517	Belagavi	Ramadurg	HALAGATTI	GP	Wheat	IRR	8	4	1692.95			
518	Belagavi	Ramadurg	HALETORAGAL	GP	Wheat	IRR	65	4	775.93			
519	Belagavi	Ramadurg	HULAKUND	GP	Wheat	IRR	5	4	564.32			
520	Belagavi	Ramadurg	HOSAKERI	GP	Wheat	IRR	99	4	1348.08			

Government of Karnataka
Directorate of Economics and Statistics
GP Level Average Yield data for Rabi season 2017-18

S.N	District	Taluk	Insurance Unit (hobli/ GP)	GP/ HOBLI	Crop	IRR_Rf	Area_S own_H a	No_CCEs_Conducted	Average Yield(Kg/Ha)	Name_Of_Higher_Level	No_cce Conducted_Higher	Higher Average Yield(Kg/Ha)
521	Belagavi	Ramadurg	HOSAKOTI	GP	Wheat	IRR	23	4	979.71			
522	Belagavi	Ramadurg	K.JUNIPETH	GP	Wheat	IRR	53			Hobli Level	32	1394.62
523	Belagavi	Ramadurg	CHIPPALAKATTI	GP	Wheat	IRR	30	4	556.48			
524	Belagavi	Ramadurg	GODACHI	GP	Wheat	IRR	64	4	1042.42			
525	Belagavi	Ramadurg	GONNAGAR	GP	Wheat	IRR	211	4	940.53			
526	Belagavi	Ramadurg	Turanura(ULB)	GP	Wheat	IRR	27	4	775.93			
527	Belagavi	Savadatti	YAKKUNDI	GP	Bengal Gram	Rf	214	4	364.37			
528	Belagavi	Savadatti	YARAZARVI	GP	Bengal Gram	Rf	400	4	855.73			
529	Belagavi	Savadatti	YARAGATTI	GP	Bengal Gram	Rf	250	4	800.52			
530	Belagavi	Savadatti	KARIKATTI	GP	Bengal Gram	Rf	1080	4	875.74			
531	Belagavi	Savadatti	KADABI	GP	Bengal Gram	Rf	150	4	1010.31			
532	Belagavi	Savadatti	KAGADAL	GP	Bengal Gram	Rf	700	4	334.70			
533	Belagavi	Savadatti	KOTURSHIVAPUR	GP	Bengal Gram	Rf	315	4	485.83			
534	Belagavi	Savadatti	ASUNDI	GP	Bengal Gram	Rf	730	4	375.69			
535	Belagavi	Savadatti	CHACHADI	GP	Bengal Gram	Rf	265	4	640.41			
536	Belagavi	Savadatti	CHULAKI	GP	Bengal Gram	Rf	1195	4	395.03			

Government of Karnataka
Directorate of Economics and Statistics
GP Level Average Yield data for Rabi season 2017-18

S.N	District	Taluk	Insurance Unit (hobli/ GP)	GP/ HOBLI	Crop	IRR_Rf	Area_S own_H a	No_CCEs_Conducted	Average Yield(Kg/Ha)	Name_Of_Higher_Level	No_cce Conducted_Higher	Higher Average Yield(Kg/Ha)
537	Belagavi	Savadatti	RUDRAPUR	GP	Bengal Gram	RF	240	4	374.50			
538	Belagavi	Savadatti	UGARAGOL	GP	Bengal Gram	RF	1095	4	458.92			
539	Belagavi	Savadatti	INCHAL	GP	Bengal Gram	RF	330			Hobli Level	43	762.33
540	Belagavi	Savadatti	INAMHONGAL	GP	Bengal Gram	RF	1265	4	859.10			
541	Belagavi	Savadatti	BADLI	GP	Bengal Gram	RF	211	4	596.25			
542	Belagavi	Savadatti	BETSUR	GP	Bengal Gram	RF	1750	4	447.19			
543	Belagavi	Savadatti	IADASALUR	GP	Bengal Gram	RF	275	4	557.60			
544	Belagavi	Savadatti	TALLUR	GP	Bengal Gram	RF	131	4	651.45			
545	Belagavi	Savadatti	TEGGIHAL	GP	Bengal Gram	RF	200	4	303.65			
546	Belagavi	Savadatti	MADAMAGERI	GP	Bengal Gram	RF	325	4	1065.52			
547	Belagavi	Savadatti	MARKUMBI	GP	Bengal Gram	RF	330	4	670.78			
548	Belagavi	Savadatti	MADLUR	GP	Bengal Gram	RF	190	4	386.45			
549	Belagavi	Savadatti	MALLUR	GP	Bengal Gram	RF	225	4	1114.38			
550	Belagavi	Savadatti	MURGOD	GP	Bengal Gram	RF	563	4	353.33			
551	Belagavi	Savadatti	MUGALIHAI	GP	Bengal Gram	RF	100	4	884.44			
552	Belagavi	Savadatti	SHIRASANGI	GP	Bengal Gram	RF	1100	4	549.78			

Government of Karnataka
Directorate of Economics and Statistics
GP Level Average Yield data for Rabi season 2017-18

S.N	District	Taluk	Insurance Unit (hobli/ GP)	GP/ HOBLI	Crop	IRR_RF	Area_S own_H a	No_CCEs_Conducted	Average Yield(Kg/Ha)	Name_Of_Higher_Level	No_cce Conducted_Higher	Higher Average Yield(Kg/Ha)
553	Belagavi	Savadatti	SHINDOGI	GP	Bengal Gram	RF	119	4	353.33			
554	Belagavi	Savadatti	SATTIGERI	GP	Bengal Gram	RF	900	4	734.27			
555	Belagavi	Savadatti	SUTAGATTI	GP	Bengal Gram	RF	550	4	638.57			
556	Belagavi	Savadatti	SANGARESHKOPPA	GP	Bengal Gram	RF	1633	4	1131.77			
557	Belagavi	Savadatti	SOPPADLA	GP	Bengal Gram	RF	230	4	601.77			
558	Belagavi	Savadatti	AKKISAGAR	GP	Bengal Gram	RF	32	4	761.87			
559	Belagavi	Savadatti	ARATGAL	GP	Bengal Gram	RF	200			Hobli Level	49	415.65
560	Belagavi	Savadatti	HIREBUDANUR	GP	Bengal Gram	RF	265	4	485.83			
561	Belagavi	Savadatti	HOOLI	GP	Bengal Gram	RF	1505	4	540.49			
562	Belagavi	Savadatti	HANCHINAL	GP	Bengal Gram	RF	1310	4	542.97			
563	Belagavi	Savadatti	HARUGOPPA	GP	Bengal Gram	RF	390	4	673.54			
564	Belagavi	Savadatti	HOSUR	GP	Bengal Gram	RF	350	4	1024.38			
565	Belagavi	Savadatti	GORAVANAKOLLA	GP	Bengal Gram	RF	280	4	356.09			
566	Belagavi	Savadatti	GORABAL	GP	Bengal Gram	RF	416	4	514.05			
567	Belagavi	Savadatti	HOOLIKATTI	GP	Bengal Gram	RF	389	4	414.06			
568	Belagavi	Savadatti	HIREKUMBI	GP	Bengal Gram	RF	455	4	516.20			

Government of Karnataka
Directorate of Economics and Statistics
GP Level Average Yield data for Rabi season 2017-18

S.N	District	Taluk	Insurance Unit (hobli/ GP)	GP/ HOBLI	Crop	IRR_RF	Area_S own_H a	No_CCEs_Conducted	Average Yield(Kg/Ha)	Name_Of_Higher_Level	No_cce Conducted_Higher	Higher Average Yield(Kg/Ha)
569	Belagavi	Savadatti	ALADAKATTI K.M	GP	Bengal Gram	RF	250	4	673.54			
570	Belagavi	Savadatti	BHANDARAHALLI	GP	Bengal Gram	RF	110	4	287.08			
571	Belagavi	Savadatti	MABANUR	GP	Bengal Gram	RF	280			Hobli Level	51	738.36
572	Belagavi	Savadatti	Savadatti(ULB)	GP	Bengal Gram	RF	110	4	605.91			
573	Belagavi	Savadatti	Munavalli(ULB)	GP	Bengal Gram	RF	112	4	507.91			
574	Belagavi	Savadatti	YAKKUNDI	GP	Sorghum (Jowar/Great Millet)	RF	85	4	4574.13			
575	Belagavi	Savadatti	YARAZARVI	GP	Sorghum (Jowar/Great Millet)	RF	233	4	660.82			
576	Belagavi	Savadatti	YARAGATTI	GP	Sorghum (Jowar/Great Millet)	RF	162	4	1464.86			
577	Belagavi	Savadatti	KARIKATTI	GP	Sorghum (Jowar/Great Millet)	RF	885	4	840.06			
578	Belagavi	Savadatti	KADABI	GP	Sorghum (Jowar/Great Millet)	RF	264	4	1436.89			
579	Belagavi	Savadatti	KAGADAL	GP	Sorghum (Jowar/Great Millet)	RF	705	4	1354.90			
580	Belagavi	Savadatti	KOTURSHIVAPUR	GP	Sorghum (Jowar/Great Millet)	RF	195	4	542.39			
581	Belagavi	Savadatti	ASUNDI	GP	Sorghum (Jowar/Great Millet)	RF	682	4	1838.45			
582	Belagavi	Savadatti	CHACHADI	GP	Sorghum (Jowar/Great Millet)	RF	823	4	468.16			
583	Belagavi	Savadatti	CHULAKI	GP	Sorghum (Jowar/Great Millet)	RF	751	4	676.82			
584	Belagavi	Savadatti	RUDRAPUR	GP	Sorghum (Jowar/Great Millet)	RF	840			Hobli Level	43	1135.56

Government of Karnataka
Directorate of Economics and Statistics
GP Level Average Yield data for Rabi season 2017-18


S.N	District	Taluk	Insurance Unit (hobli/ GP)	GP/ HOBLI	Crop	IRR_RF	Area_S own_H a	No_CCEs_Conducted	Average Yield(Kg/Ha)	Name_Of_Higher_Level	No_cce Conducted_Higher	Higher Average Yield(Kg/Ha)
585	Belagavi	Savadatti	UGARAGOL	GP	Sorghum (Jowar/Great Millet)	RF	1266	4	1213.91			
586	Belagavi	Savadatti	INCHAL	GP	Sorghum (Jowar/Great Millet)	RF	2615	4	900.05			
587	Belagavi	Savadatti	INAMHONGAL	GP	Sorghum (Jowar/Great Millet)	RF	1369	4	1701.66			
588	Belagavi	Savadatti	BADLI	GP	Sorghum (Jowar/Great Millet)	RF	65	4	1312.36			
589	Belagavi	Savadatti	BETSUR	GP	Sorghum (Jowar/Great Millet)	RF	1490	4	1409.62			
590	Belagavi	Savadatti	TADASALUR	GP	Sorghum (Jowar/Great Millet)	RF	1005	4	896.74			
591	Belagavi	Savadatti	TALLUR	GP	Sorghum (Jowar/Great Millet)	RF	15	4	1420.62			
592	Belagavi	Savadatti	TEGGIHAL	GP	Sorghum (Jowar/Great Millet)	RF	0			Hobli Level	32	983.05
593	Belagavi	Savadatti	MADAMAGERI	GP	Sorghum (Jowar/Great Millet)	RF	288			Hobli Level	43	1223.48
594	Belagavi	Savadatti	MARKUMBI	GP	Sorghum (Jowar/Great Millet)	RF	655	4	994.14			
595	Belagavi	Savadatti	MADLUR	GP	Sorghum (Jowar/Great Millet)	RF	93	4	260.39			
596	Belagavi	Savadatti	MALLUR	GP	Sorghum (Jowar/Great Millet)	RF	705	4	2053.96			
597	Belagavi	Savadatti	MURGOD	GP	Sorghum (Jowar/Great Millet)	RF	615	4	759.34			
598	Belagavi	Savadatti	MUGALIHAI	GP	Sorghum (Jowar/Great Millet)	RF	224	4	1543.77			
599	Belagavi	Savadatti	SHIRASANGI	GP	Sorghum (Jowar/Great Millet)	RF	315	4	568.13			

Government of Karnataka
Directorate of Economics and Statistics
GP Level Average Yield data for Rabi season 2017-18

S.N	District	Taluk	Insurance Unit (hobli/ GP)	GP/HOBLI	Crop	IRR_RF	Area_S own_H a	No_CCEs_Conducted	Average Yield(Kg/Ha)	Name_Of_Higher_Level	No_cce_Conducted_Higher	Higher Average Yield(Kg/Ha)
600	Belagavi	Savadatti	SHINDOGI	GP	Sorghum (Jowar/Great Millet)	RF	0			Hobli Level	32	983.05
601	Belagavi	Savadatti	SATTIGERI	GP	Sorghum (Jowar/Great Millet)	RF	95	4	784.95			
602	Belagavi	Savadatti	SUTAGATTI	GP	Sorghum (Jowar/Great Millet)	RF	1174	4	906.03			
603	Belagavi	Savadatti	SANGARESHKOPPA	GP	Sorghum (Jowar/Great Millet)	RF	1175	4	723.18			
604	Belagavi	Savadatti	SOPPADLA	GP	Sorghum (Jowar/Great Millet)	RF	161	4	1274.50			
605	Belagavi	Savadatti	AKKISAGAR	GP	Sorghum (Jowar/Great Millet)	RF	1			Hobli Level	43	1223.48
606	Belagavi	Savadatti	ARATGAL	GP	Sorghum (Jowar/Great Millet)	RF	0			Hobli Level	32	983.05
607	Belagavi	Savadatti	HIREBUDANUR	GP	Sorghum (Jowar/Great Millet)	RF	990	4	1367.75			
608	Belagavi	Savadatti	HOOLI	GP	Sorghum (Jowar/Great Millet)	RF	1105	4	680.64			
609	Belagavi	Savadatti	HANCHINAL	GP	Sorghum (Jowar/Great Millet)	RF	925	4	639.94			
610	Belagavi	Savadatti	HARUGOPPA	GP	Sorghum (Jowar/Great Millet)	RF	651	4	1017.39			
611	Belagavi	Savadatti	HOSUR	GP	Sorghum (Jowar/Great Millet)	RF	600	4	1061.29			
612	Belagavi	Savadatti	GORAVANAKOLLA	GP	Sorghum (Jowar/Great Millet)	RF	310	4	1528.82			
613	Belagavi	Savadatti	GORABAL	GP	Sorghum (Jowar/Great Millet)	RF	513	4	1939.61			

Government of Karnataka
Directorate of Economics and Statistics
GP Level Average Yield data for Rabi season 2017-18

S.N	District	Taluk	Insurance Unit (hobli/ GP)	GP/ HOBLI	Crop	IRR_RF	Area_S own_H a	No_CCEs_Conducted	Average Yield(Kg/Ha)	Name_Of_Higher_Level	No_cce Conducted_Higher	Higher Average Yield(Kg/Ha)
614	Belagavi	Savadatti	HOOLIKATTI	GP	Sorghum (Jowar/Great Millet)	RF	415	4	697.66			
615	Belagavi	Savadatti	HIREKUMBI	GP	Sorghum (Jowar/Great Millet)	RF	1128	4	1046.77			
616	Belagavi	Savadatti	ALADAKATTI K.M	GP	Sorghum (Jowar/Great Millet)	RF	55	4	851.65			
617	Belagavi	Savadatti	BHANDARAHALLI	GP	Sorghum (Jowar/Great Millet)	RF	1			Hobli Level	32	983.05
618	Belagavi	Savadatti	MABANUR	GP	Sorghum (Jowar/Great Millet)	RF	0			Hobli Level	43	1223.48
619	Belagavi	Savadatti	Savadatti(ULB)	GP	Sorghum (Jowar/Great Millet)	RF	1846	4	1019.64			
620	Belagavi	Savadatti	Munavalli(ULB)	GP	Sorghum (Jowar/Great Millet)	RF	63	4	417.83			


Joint Director
Crop insurance scheme Division
Directorate of Economics and Statistics

Government of Karnataka
Directorate of Economics and Statistics
GP Level Average Yield data for Rabi season 2017-18

S.N	District	Taluk	Insurance Unit (hobli/ GP)	GP/ HOBLI	Crop	IRR_RF	Area_S own_H a	No_CCEs_Conducted	Average Yield(Kg/Ha)	Name_Of Higher_Level	No_cce Conducted_Higher	Higher Average Yield(Kg/Ha)
1	Bidar	Aurad	JAMBAGI	GP	Bengal Gram	RF	222	4	637.65			
2	Bidar	Aurad	DIGGI	GP	Bengal Gram	RF	450	4	1043.15			
3	Bidar	Aurad	KAMALANAGAR	GP	Bengal Gram	RF	497	4	844.68			
4	Bidar	Aurad	KOUTH (B)	GP	Bengal Gram	RF	481	4	1055.26			
5	Bidar	Aurad	KOREKAL	GP	Bengal Gram	RF	770	4	709.42			
6	Bidar	Aurad	KHED	GP	Bengal Gram	RF	568	4	808.80			
7	Bidar	Aurad	CHANDOORI	GP	Bengal Gram	RF	486	4	792.24			
8	Bidar	Aurad	JOJANA	GP	Bengal Gram	RF	197	4	1158.58			
9	Bidar	Aurad	THANAKUSHNOOR	GP	Bengal Gram	RF	430	4	803.75			
10	Bidar	Aurad	DONGAON (M)	GP	Bengal Gram	RF	476	4	817.08			
11	Bidar	Aurad	DHUPATMAHAGAON	GP	Bengal Gram	RF	476	4	801.31			
12	Bidar	Aurad	DABKA (CH)	GP	Bengal Gram	RF	195	4	775.67			
13	Bidar	Aurad	BALAT (B)	GP	Bengal Gram	RF	478	4	870.45			
14	Bidar	Aurad	BHANDARKUMTHA	GP	Bengal Gram	RF	166	4	770.15			
15	Bidar	Aurad	BADALGAON	GP	Bengal Gram	RF	214	4	811.56			
16	Bidar	Aurad	BELKONI (CH)	GP	Bengal Gram	RF	346	4	680.50			

Government of Karnataka
Directorate of Economics and Statistics
GP Level Average Yield data for Rabi season 2017-18

S.N	District	Taluk	Insurance Unit (hobli/ GP)	GP/ HOBLI	Crop	IRR_Rf	Area_S own_H a	No_CCEs_Conducted	Average Yield(Kg/Ha)	Name_Of_Higher_Level	No_cce Conducted_Higher	Higher Average Yield(Kg/Ha)
17	Bidar	Aurad	BELKONI (BH)	GP	Bengal Gram	RF	579	4	817.08			
18	Bidar	Aurad	BONTHI	GP	Bengal Gram	RF	192			Hobli Level	24	714.53
19	Bidar	Aurad	NAGMARPALLI	GP	Bengal Gram	RF	239	4	335.19			
20	Bidar	Aurad	TORNA	GP	Bengal Gram	RF	249	4	656.98			
21	Bidar	Aurad	WADGAON (D)	GP	Bengal Gram	RF	288	4	1059.72			
22	Bidar	Aurad	MADNUR	GP	Bengal Gram	RF	291	4	731.51			
23	Bidar	Aurad	MURKI	GP	Bengal Gram	RF	138	4	719.91			
24	Bidar	Aurad	MUDHOL (B)	GP	Bengal Gram	RF	497	4	481.69			
25	Bidar	Aurad	SHEMBELLI	GP	Bengal Gram	RF	298	4	1265.58			
26	Bidar	Aurad	LADHA	GP	Bengal Gram	RF	450	4	802.88			
27	Bidar	Aurad	SANTHPUR	GP	Bengal Gram	RF	326	4	817.71			
28	Bidar	Aurad	SUNDAL	GP	Bengal Gram	RF	462	4	645.93			
29	Bidar	Aurad	SONALA	GP	Bengal Gram	RF	444	4	880.85			
30	Bidar	Aurad	HEDGAPUR	GP	Bengal Gram	RF	850	4	720.46			
31	Bidar	Aurad	HOKRANA	GP	Bengal Gram	RF	208	4	674.37			
32	Bidar	Aurad	HOLSAMUDRA	GP	Bengal Gram	RF	700	4	1104.38			

Government of Karnataka
Directorate of Economics and Statistics
GP Level Average Yield data for Rabi season 2017-18

S.N	District	Taluk	Insurance Unit (hobli/ GP)	GP/ HOBLI	Crop	IRR_RF	Area_S own_H a	No_CCEs_Conducted	Average Yield(Kg/Ha)	Name_Of_Higher_Level	No_cce Conducted_Higher	Higher Average Yield(Kg/Ha)
33	Bidar	Aurad	CHIKLI (U)	GP	Bengal Gram	RF	224	4	783.95			
34	Bidar	Aurad	CHINTAKI	GP	Bengal Gram	RF	257	4	844.68			
35	Bidar	Aurad	CHIKLI (J)	GP	Bengal Gram	RF	128	4	961.54			
36	Bidar	Aurad	CHIMEGAON	GP	Bengal Gram	RF	245	4	695.62			
37	Bidar	Aurad	EKAMBA	GP	Bengal Gram	RF	183	4	889.64			
38	Bidar	Aurad	EKLAR	GP	Bengal Gram	RF	251	4	651.45			
39	Bidar	Aurad	GUDAPALLI	GP	Bengal Gram	RF	215	4	513.44			
40	Bidar	Aurad	Aurad (ULB)	GP	Bengal Gram	RF	129	4	712.18			
41	Bidar	Aurad	JAMBAGI	GP	Sorghum (Jowar/Great Millet)	RF	76	4	731.69			
42	Bidar	Aurad	DIGGI	GP	Sorghum (Jowar/Great Millet)	RF	123	4	1101.79			
43	Bidar	Aurad	KAMALANAGAR	GP	Sorghum (Jowar/Great Millet)	RF	196	4	957.15			
44	Bidar	Aurad	KOUTH (B)	GP	Sorghum (Jowar/Great Millet)	RF	226	4	957.58			
45	Bidar	Aurad	KOREKAL	GP	Sorghum (Jowar/Great Millet)	RF	200	4	829.53			
46	Bidar	Aurad	KHED	GP	Sorghum (Jowar/Great Millet)	RF	80	4	952.90			
47	Bidar	Aurad	CHANDOORI	GP	Sorghum (Jowar/Great Millet)	RF	76	4	978.42			
48	Bidar	Aurad	JOJANA	GP	Sorghum (Jowar/Great Millet)	RF	38	4	735.94			

Government of Karnataka
Directorate of Economics and Statistics
GP Level Average Yield data for Rabi season 2017-18

S.N	District	Taluk	Insurance Unit (hobli/ GP)	GP/ HOBLI	Crop	IRR_RF	Area_S own_H a	No_CCEs_Conducted	Average Yield(Kg/Ha)	Name_Of_Higher_Level	No_cce Conducted_Higher	Higher Average Yield(Kg/Ha)
49	Bidar	Aurad	THANAKUSHNOOR	GP	Sorghum (Jowar/Great Millet)	RF	130	4	1063.50			
50	Bidar	Aurad	DONGAON (M)	GP	Sorghum (Jowar/Great Millet)	RF	196	4	832.94			
51	Bidar	Aurad	DHUPATMAHAGAON	GP	Sorghum (Jowar/Great Millet)	RF	86	4	1246.85			
52	Bidar	Aurad	DABKA (CH)	GP	Sorghum (Jowar/Great Millet)	RF	41	4	833.79			
53	Bidar	Aurad	BALAT (B)	GP	Sorghum (Jowar/Great Millet)	RF	82	4	1176.23			
54	Bidar	Aurad	BHANDARKUMTHA	GP	Sorghum (Jowar/Great Millet)	RF	20			Hobli Level	24	701.19
55	Bidar	Aurad	BADALGAON	GP	Sorghum (Jowar/Great Millet)	RF	72	4	765.72			
56	Bidar	Aurad	BELKONI (CH)	GP	Sorghum (Jowar/Great Millet)	RF	78	4	1169.85			
57	Bidar	Aurad	BELKONI (BH)	GP	Sorghum (Jowar/Great Millet)	RF	104	4	1208.14			
58	Bidar	Aurad	BONTHI	GP	Sorghum (Jowar/Great Millet)	RF	21	4	616.83			
59	Bidar	Aurad	NAGMARPALLI	GP	Sorghum (Jowar/Great Millet)	RF	47	4	716.80			
60	Bidar	Aurad	TORNA	GP	Sorghum (Jowar/Great Millet)	RF	103	4	1274.07			
61	Bidar	Aurad	WADGAON (D)	GP	Sorghum (Jowar/Great Millet)	RF	90	4	1045.40			
62	Bidar	Aurad	MADNUR	GP	Sorghum (Jowar/Great Millet)	RF	85	4	825.28			
63	Bidar	Aurad	MURKI	GP	Sorghum (Jowar/Great Millet)	RF	39	4	710.42			

Government of Karnataka
Directorate of Economics and Statistics
GP Level Average Yield data for Rabi season 2017-18

S.N	District	Taluk	Insurance Unit (hobli/ GP)	GP/HOBLI	Crop	IRR_RF	Area_S own_H a	No_CCEs_Conducted	Average Yield(Kg/Ha)	Name_Of_Higher_Level	No_cce Conducted_Higher	Higher Average Yield(Kg/Ha)
64	Bidar	Aurad	MUDHOL (B)	GP	Sorghum (Jowar/Great Millet)	RF	136			Hobli Level	52	1009.54
65	Bidar	Aurad	SHEMBELLI	GP	Sorghum (Jowar/Great Millet)	RF	97	4	855.70			
66	Bidar	Aurad	LADHA	GP	Sorghum (Jowar/Great Millet)	RF	123	4	1229.41			
67	Bidar	Aurad	SANTHPUR	GP	Sorghum (Jowar/Great Millet)	RF	61	4	1025.21			
68	Bidar	Aurad	SUNDAL	GP	Sorghum (Jowar/Great Millet)	RF	69	4	676.39			
69	Bidar	Aurad	SONALA	GP	Sorghum (Jowar/Great Millet)	RF	149	4	899.30			
70	Bidar	Aurad	HEDGAPUR	GP	Sorghum (Jowar/Great Millet)	RF	117	4	1078.39			
71	Bidar	Aurad	HOKRANA	GP	Sorghum (Jowar/Great Millet)	RF	14			Hobli Level	24	701.19
72	Bidar	Aurad	HOLSAMUDRA	GP	Sorghum (Jowar/Great Millet)	RF	199	4	1199.63			
73	Bidar	Aurad	CHIKLI (U)	GP	Sorghum (Jowar/Great Millet)	RF	53	4	544.51			
74	Bidar	Aurad	CHINTAKI	GP	Sorghum (Jowar/Great Millet)	RF	79	4	1484.65			
75	Bidar	Aurad	CHIKLI (J)	GP	Sorghum (Jowar/Great Millet)	RF	31			Hobli Level	18	978.42
76	Bidar	Aurad	CHIMEGAON	GP	Sorghum (Jowar/Great Millet)	RF	29	4	995.36			
77	Bidar	Aurad	EKAMBA	GP	Sorghum (Jowar/Great Millet)	RF	41	4	985.85			

Government of Karnataka
Directorate of Economics and Statistics
GP Level Average Yield data for Rabi season 2017-18

S.N	District	Taluk	Insurance Unit (hobli/ GP)	GP/ HOBLI	Crop	IRR_Rf	Area_S own_H a	No_CCEs_Conducted	Average Yield(Kg/Ha)	Name_Of_Higher_Level	No_cce_Conducted_Higher	Higher Average Yield(Kg/Ha)
78	Bidar	Aurad	EKLAR	GP	Sorghum (Jowar/Great Millet)	RF	56	4	697.66			
79	Bidar	Aurad	GUDAPALLI	GP	Sorghum (Jowar/Great Millet)	RF	22	4	1148.58			
80	Bidar	Aurad	Aurad (ULB)	GP	Sorghum (Jowar/Great Millet)	RF	54	4	923.12			
81	Bidar	Basavakalyan	YERANDI	GP	Bengal Gram	RF	202	4	514.54			
82	Bidar	Basavakalyan	YERBAGH	GP	Bengal Gram	RF	105	4	632.13			
83	Bidar	Basavakalyan	GHOTALA	GP	Bengal Gram	RF	380	4	1606.55			
84	Bidar	Basavakalyan	KALKHORA	GP	Bengal Gram	RF	202	4	1598.27			
85	Bidar	Basavakalyan	KOHINOOR	GP	Bengal Gram	RF	82	4	1391.24			
86	Bidar	Basavakalyan	KITTA	GP	Bengal Gram	RF	268	4	723.23			
87	Bidar	Basavakalyan	KHERDA (B)	GP	Bengal Gram	RF	105	4	907.34			
88	Bidar	Basavakalyan	CHANDKAPUR	GP	Bengal Gram	RF	205	4	1323.42			
89	Bidar	Basavakalyan	RAJESHWAR	GP	Bengal Gram	RF	658	4	709.42			
90	Bidar	Basavakalyan	RAJOLA	GP	Bengal Gram	RF	243	4	778.43			
91	Bidar	Basavakalyan	DHANNURA (K)	GP	Bengal Gram	RF	280	4	817.08			
92	Bidar	Basavakalyan	UJLAMBH	GP	Bengal Gram	RF	205	4	1109.68			
93	Bidar	Basavakalyan	ISLAMPUR	GP	Bengal Gram	RF	0			Hobli Level	46	816.27

Government of Karnataka
Directorate of Economics and Statistics
GP Level Average Yield data for Rabi season 2017-18

S.N	District	Taluk	Insurance Unit (hobli/ GP)	GP/ HOBLI	Crop	IRR_RF	Area_S own_H a	No_CCEs_Conducted	Average Yield(Kg/Ha)	Name_Of_Higher_Level	No_cce Conducted_Higher	Higher Average Yield(Kg/Ha)
94	Bidar	Basavakalyan	BHOSGA	GP	Bengal Gram	RF	60	4	656.98			
95	Bidar	Basavakalyan	BETBALKUNDA	GP	Bengal Gram	RF	350	4	1068.83			
96	Bidar	Basavakalyan	BETGERA	GP	Bengal Gram	RF	52	4	966.14			
97	Bidar	Basavakalyan	BELURA	GP	Bengal Gram	RF	220	4	739.79			
98	Bidar	Basavakalyan	NARAYANPUR	GP	Bengal Gram	RF	620	4	964.57			
99	Bidar	Basavakalyan	TADOLA	GP	Bengal Gram	RF	240	4	935.78			
100	Bidar	Basavakalyan	MUCLAMBH	GP	Bengal Gram	RF	325	4	1071.04			
101	Bidar	Basavakalyan	MUDBI	GP	Bengal Gram	RF	224	4	869.53			
102	Bidar	Basavakalyan	LADWANTHI	GP	Bengal Gram	RF	152	4	945.44			
103	Bidar	Basavakalyan	MORKHANDI	GP	Bengal Gram	RF	280	4	1109.68			
104	Bidar	Basavakalyan	GADIGOUNDHGAON	GP	Bengal Gram	RF	165	4	938.54			
105	Bidar	Basavakalyan	GUNDUR	GP	Bengal Gram	RF	145	4	919.21			
106	Bidar	Basavakalyan	SASTAPUR	GP	Bengal Gram	RF	295	4	806.04			
107	Bidar	Basavakalyan	ALGUD	GP	Bengal Gram	RF	302	4	745.31			
108	Bidar	Basavakalyan	HULSOOR	GP	Bengal Gram	RF	580	4	709.42			
109	Bidar	Basavakalyan	HARKUD	GP	Bengal Gram	RF	205	4	466.51			

Government of Karnataka
Directorate of Economics and Statistics
GP Level Average Yield data for Rabi season 2017-18

S.N	District	Taluk	Insurance Unit (hobli/ GP)	GP/HOBLI	Crop	IRR_RF	Area_S own_H a	No_CCEs_Conducted	Average Yield(Kg/Ha)	Name_Of_Higher_Level	No_cce Conducted_Higher	Higher Average Yield(Kg/Ha)
110	Bidar	Basavakalyan	EKLURA	GP	Bengal Gram	RF	120	4	686.42			
111	Bidar	Basavakalyan	TOGLUR	GP	Bengal Gram	RF	150	4	1142.81			
112	Bidar	Basavakalyan	GORTHA (B)	GP	Bengal Gram	RF	230	4	731.02			
113	Bidar	Basavakalyan	MIRKHAL	GP	Bengal Gram	RF	222	4	1151.36			
114	Bidar	Basavakalyan	PARTAPUR	GP	Bengal Gram	RF	425	4	720.47			
115	Bidar	Basavakalyan	NIRGUDI	GP	Bengal Gram	RF	45	4	897.13			
116	Bidar	Basavakalyan	MANTHAL	GP	Bengal Gram	RF	295	4	1235.28			
117	Bidar	Basavakalyan	CHIKKANAGAON	GP	Bengal Gram	RF	85	4	614.19			
118	Bidar	Basavakalyan	Basavkalyan (ULB)	GP	Bengal Gram	RF	55	4	1073.24			
119	Bidar	Basavakalyan	YERANDI	GP	Sorghum (Jowar/Great Millet)	RF	2			Hobli Level	28	1095.59
120	Bidar	Basavakalyan	YERBAGH	GP	Sorghum (Jowar/Great Millet)	RF	2			Hobli Level	6	1333.55
121	Bidar	Basavakalyan	GHOTALA	GP	Sorghum (Jowar/Great Millet)	RF	5	4	1108.17			
122	Bidar	Basavakalyan	KALKHORA	GP	Sorghum (Jowar/Great Millet)	RF	12	4	889.09			
123	Bidar	Basavakalyan	KOHINOOR	GP	Sorghum (Jowar/Great Millet)	RF	6	4	951.60			
124	Bidar	Basavakalyan	KITTA	GP	Sorghum (Jowar/Great Millet)	RF	4	4	1131.57			
125	Bidar	Basavakalyan	KHERDA (B)	GP	Sorghum (Jowar/Great Millet)	RF	0			Hobli Level	18	1233.70

Government of Karnataka
Directorate of Economics and Statistics
GP Level Average Yield data for Rabi season 2017-18

S.N	District	Taluk	Insurance Unit (hobli/ GP)	GP/HOBLI	Crop	IRR_RF	Area_S own_H a	No_CCEs_Conducted	Average Yield(Kg/Ha)	Name_Of_Higher_Level	No_cce_Conducted_Higher	Higher Average Yield(Kg/Ha)
126	Bidar	Basavakalyan	CHANDKAPUR	GP	Sorghum (Jowar/Great Millet)	RF	0			Hobli Level	26	970.28
127	Bidar	Basavakalyan	RAJESHWAR	GP	Sorghum (Jowar/Great Millet)	RF	0			Hobli Level	6	1333.55
128	Bidar	Basavakalyan	RAJOLA	GP	Sorghum (Jowar/Great Millet)	RF	2			Hobli Level	6	1333.55
129	Bidar	Basavakalyan	DHANNURA (K)	GP	Sorghum (Jowar/Great Millet)	RF	42	4	1144.33			
130	Bidar	Basavakalyan	UJLAMBH	GP	Sorghum (Jowar/Great Millet)	RF	2			Hobli Level	26	1160.63
131	Bidar	Basavakalyan	ISLAMPUR	GP	Sorghum (Jowar/Great Millet)	RF	0			Hobli Level	18	1258.66
132	Bidar	Basavakalyan	BHOSGA	GP	Sorghum (Jowar/Great Millet)	RF	8	4	1310.23			
133	Bidar	Basavakalyan	BETBALKUNDA	GP	Sorghum (Jowar/Great Millet)	RF	32	4	1248.55			
134	Bidar	Basavakalyan	BETGERA	GP	Sorghum (Jowar/Great Millet)	RF	15	4	1080.52			
135	Bidar	Basavakalyan	BELURA	GP	Sorghum (Jowar/Great Millet)	RF	104	4	991.18			
136	Bidar	Basavakalyan	NARAYANPUR	GP	Sorghum (Jowar/Great Millet)	RF	35	4	918.87			
137	Bidar	Basavakalyan	TADOLA	GP	Sorghum (Jowar/Great Millet)	RF	1			Hobli Level	6	1333.55
138	Bidar	Basavakalyan	MUCLAMBH	GP	Sorghum (Jowar/Great Millet)	RF	375	4	921.93			
139	Bidar	Basavakalyan	MUDBI	GP	Sorghum (Jowar/Great Millet)	RF	0			Hobli Level	12	1034.02
140	Bidar	Basavakalyan	LADWANTHI	GP	Sorghum (Jowar/Great Millet)	RF	5	4	1276.20			

Government of Karnataka
Directorate of Economics and Statistics
GP Level Average Yield data for Rabi season 2017-18

S.N	District	Taluk	Insurance Unit (hobli/ GP)	GP/ HOBLI	Crop	IRR_Rf	Area_S own_H a	No_CCEs_Conducted	Average Yield(Kg/Ha)	Name_Of Higher_Level	No_cce Conducted_Higher	Higher Average Yield(Kg/Ha)
141	Bidar	Basavakalyan	MORKHANDI	GP	Sorghum (Jowar/Great Millet)	RF	0			Hobli Level	16	1174.60
142	Bidar	Basavakalyan	GADIGOUNDHGAON	GP	Sorghum (Jowar/Great Millet)	RF	108	4	1123.06			
143	Bidar	Basavakalyan	GUNDUR	GP	Sorghum (Jowar/Great Millet)	RF	1			Hobli Level	10	919.20
144	Bidar	Basavakalyan	SASTAPUR	GP	Sorghum (Jowar/Great Millet)	RF	0			Hobli Level	10	919.20
145	Bidar	Basavakalyan	ALGUD	GP	Sorghum (Jowar/Great Millet)	RF	12	4	628.32			
146	Bidar	Basavakalyan	HULSOOR	GP	Sorghum (Jowar/Great Millet)	RF	142	4	1178.36			
147	Bidar	Basavakalyan	HARKUD	GP	Sorghum (Jowar/Great Millet)	RF	2			Hobli Level	12	1034.02
148	Bidar	Basavakalyan	EKLURA	GP	Sorghum (Jowar/Great Millet)	RF	8	4	1448.49			
149	Bidar	Basavakalyan	TOGLUR	GP	Sorghum (Jowar/Great Millet)	RF	122	4	467.94			
150	Bidar	Basavakalyan	GORTHA (B)	GP	Sorghum (Jowar/Great Millet)	RF	30	4	1391.06			
151	Bidar	Basavakalyan	MIRKHAL	GP	Sorghum (Jowar/Great Millet)	RF	72	4	1212.39			
152	Bidar	Basavakalyan	PARTAPUR	GP	Sorghum (Jowar/Great Millet)	RF	35	4	1399.42			
153	Bidar	Basavakalyan	NIRGUDI	GP	Sorghum (Jowar/Great Millet)	RF	0			Hobli Level	6	1333.55
154	Bidar	Basavakalyan	MANTHAL	GP	Sorghum (Jowar/Great Millet)	RF	0			Hobli Level	10	919.20

Government of Karnataka
Directorate of Economics and Statistics
GP Level Average Yield data for Rabi season 2017-18

S.N	District	Taluk	Insurance Unit (hobli/ GP)	GP/ HOBLI	Crop	IRR_RF	Area_S own_H a	No_CCEs_Conducted	Average Yield(Kg/Ha)	Name_Of_Higher_Level	No_cce_Conducted_Higher	Higher Average Yield(Kg/Ha)
155	Bidar	Bhalki	BEERI (B)	GP	Bengal Gram	RF	534	4	861.64			
156	Bidar	Bhalki	KANJI	GP	Bengal Gram	RF	377	4	821.22			
157	Bidar	Bhalki	KURUBKHELGI	GP	Bengal Gram	RF	458	4	1312.57			
158	Bidar	Bhalki	KONMELKUNDA	GP	Bengal Gram	RF	308	4	791.05			
159	Bidar	Bhalki	KHATAKCHINCHOLI	GP	Bengal Gram	RF	486	4	714.95			
160	Bidar	Bhalki	CHALKAPUR	GP	Bengal Gram	RF	514	4	883.33			
161	Bidar	Bhalki	JANTHI	GP	Bengal Gram	RF	538	4	491.35			
162	Bidar	Bhalki	JOLDABKA	GP	Bengal Gram	RF	319	4	814.32			
163	Bidar	Bhalki	DAWARGAON	GP	Bengal Gram	RF	601	4	702.52			
164	Bidar	Bhalki	DONGAPUR	GP	Bengal Gram	RF	496	4	973.24			
165	Bidar	Bhalki	DHANURA	GP	Bengal Gram	RF	370	4	1043.43			
166	Bidar	Bhalki	DADGI	GP	Bengal Gram	RF	579	4	1302.21			
167	Bidar	Bhalki	INCHUR	GP	Bengal Gram	RF	786	4	1028.71			
168	Bidar	Bhalki	BHATAMBRA	GP	Bengal Gram	RF	816	4	962.00			
169	Bidar	Bhalki	BALUR	GP	Bengal Gram	RF	595	4	864.01			
170	Bidar	Bhalki	BYALHALLI	GP	Bengal Gram	RF	424	4	904.14			

Government of Karnataka
Directorate of Economics and Statistics
GP Level Average Yield data for Rabi season 2017-18

S.N	District	Taluk	Insurance Unit (hobli/ GP)	GP/ HOBLI	Crop	IRR_RF	Area_S own_H a	No_CCEs_Conducted	Average Yield(Kg/Ha)	Name_Of_Higher_Level	No_cce Conducted_Higher	Higher Average Yield(Kg/Ha)
171	Bidar	Bhalki	TALWAD (K)	GP	Bengal Gram	RF	592	4	743.81			
172	Bidar	Bhalki	TUGAON (H)	GP	Bengal Gram	RF	426	4	723.23			
173	Bidar	Bhalki	TELGAON	GP	Bengal Gram	RF	558			Hobli Level	45	880.74
174	Bidar	Bhalki	LAKHANGAON	GP	Bengal Gram	RF	620	4	813.42			
175	Bidar	Bhalki	MALCHAPUR	GP	Bengal Gram	RF	326	4	973.26			
176	Bidar	Bhalki	VARVATTI	GP	Bengal Gram	RF	511	4	754.97			
177	Bidar	Bhalki	MADKATTI	GP	Bengal Gram	RF	565	4	927.10			
178	Bidar	Bhalki	WANJARKHED	GP	Bengal Gram	RF	441	4	993.75			
179	Bidar	Bhalki	MORAMBI	GP	Bengal Gram	RF	783	4	1145.57			
180	Bidar	Bhalki	METHIMELKUNDA	GP	Bengal Gram	RF	435	4	1014.72			
181	Bidar	Bhalki	MEHKAR	GP	Bengal Gram	RF	597	4	665.26			
182	Bidar	Bhalki	SHIVNI	GP	Bengal Gram	RF	368	4	696.17			
183	Bidar	Bhalki	SIDDESHWAR	GP	Bengal Gram	RF	875			Hobli Level	31	971.05
184	Bidar	Bhalki	SAIGAON	GP	Bengal Gram	RF	1129	4	750.83			
185	Bidar	Bhalki	AMBESANGHVI	GP	Bengal Gram	RF	521	4	888.85			
186	Bidar	Bhalki	ALWAI	GP	Bengal Gram	RF	580	4	229.11			

Government of Karnataka
Directorate of Economics and Statistics
GP Level Average Yield data for Rabi season 2017-18

S.N	District	Taluk	Insurance Unit (hobli/ GP)	GP/ HOBLI	Crop	IRR_Rf	Area_S own_H a	No_CCEs_Conducted	Average Yield(Kg/Ha)	Name_Of_Higher_Level	No_cce_Conducted_Higher	Higher Average Yield(Kg/Ha)
187	Bidar	Bhalki	HALBARGA	GP	Bengal Gram	RF	611	4	1010.31			
188	Bidar	Bhalki	NITTUR (B)	GP	Bengal Gram	RF	362	4	844.68			
189	Bidar	Bhalki	GORCHINCHOLI	GP	Bengal Gram	RF	588	4	1293.44			
190	Bidar	Bhalki	ATTARGA	GP	Bengal Gram	RF	425	4	634.89			
191	Bidar	Bhalki	BEERI (K)	GP	Bengal Gram	RF	482	4	897.13			
192	Bidar	Bhalki	ENIKOORA	GP	Bengal Gram	RF	331	4	743.93			
193	Bidar	Bhalki	KOSAM	GP	Bengal Gram	RF	752	4	776.31			
194	Bidar	Bhalki	LANJAWADA	GP	Bengal Gram	RF	509	4	980.86			
195	Bidar	Bhalki	Bhalki (ULB)	GP	Bengal Gram	RF	350	4	1037.91			
196	Bidar	Bhalki	BEERI (B)	GP	Sorghum (Jowar/Great Millet)	RF	226	4	1152.83			
197	Bidar	Bhalki	KANJI	GP	Sorghum (Jowar/Great Millet)	RF	209	4	854.40			
198	Bidar	Bhalki	KURUBKHELGI	GP	Sorghum (Jowar/Great Millet)	RF	191	4	1203.88			
199	Bidar	Bhalki	KONMELKUNDA	GP	Sorghum (Jowar/Great Millet)	RF	178	4	999.69			
200	Bidar	Bhalki	KHATAKCHINCHOLI	GP	Sorghum (Jowar/Great Millet)	RF	198	4	772.10			
201	Bidar	Bhalki	CHALKAPUR	GP	Sorghum (Jowar/Great Millet)	RF	153	4	1152.47			
202	Bidar	Bhalki	JANTHI	GP	Sorghum (Jowar/Great Millet)	RF	234	4	893.34			

Government of Karnataka
Directorate of Economics and Statistics
GP Level Average Yield data for Rabi season 2017-18

S.N	District	Taluk	Insurance Unit (hobli/ GP)	GP/ HOBLI	Crop	IRR_RF	Area_S own_H a	No_CCEs_Conducted	Average Yield(Kg/Ha)	Name_Of_Higher_Level	No_cce_Conducted_Higher	Higher Average Yield(Kg/Ha)
203	Bidar	Bhalki	JOLDABKA	GP	Sorghum (Jowar/Great Millet)	RF	70	4	855.42			
204	Bidar	Bhalki	DAWARGAON	GP	Sorghum (Jowar/Great Millet)	RF	176	4	948.64			
205	Bidar	Bhalki	DONGAPUR	GP	Sorghum (Jowar/Great Millet)	RF	53	4	1152.83			
206	Bidar	Bhalki	DHANURA	GP	Sorghum (Jowar/Great Millet)	RF	141	4	1529.31			
207	Bidar	Bhalki	DADGI	GP	Sorghum (Jowar/Great Millet)	RF	283	4	754.00			
208	Bidar	Bhalki	INCHUR	GP	Sorghum (Jowar/Great Millet)	RF	363	4	820.26			
209	Bidar	Bhalki	BHATAMBRA	GP	Sorghum (Jowar/Great Millet)	RF	129	4	1086.90			
210	Bidar	Bhalki	BALUR	GP	Sorghum (Jowar/Great Millet)	RF	270	4	1418.71			
211	Bidar	Bhalki	BYALHALLI	GP	Sorghum (Jowar/Great Millet)	RF	115	4	1297.47			
212	Bidar	Bhalki	TALWAD (K)	GP	Sorghum (Jowar/Great Millet)	RF	227	4	582.80			
213	Bidar	Bhalki	TUGAON (H)	GP	Sorghum (Jowar/Great Millet)	RF	182	4	995.44			
214	Bidar	Bhalki	TELGAON	GP	Sorghum (Jowar/Great Millet)	RF	254	4	676.39			
215	Bidar	Bhalki	LAKHANGAON	GP	Sorghum (Jowar/Great Millet)	RF	112	4	859.31			
216	Bidar	Bhalki	MALCHAPUR	GP	Sorghum (Jowar/Great Millet)	RF	106	4	804.22			
217	Bidar	Bhalki	VARVATTI	GP	Sorghum (Jowar/Great Millet)	RF	144	4	914.61			

Government of Karnataka
Directorate of Economics and Statistics
GP Level Average Yield data for Rabi season 2017-18

S.N	District	Taluk	Insurance Unit (hobli/ GP)	GP/HOBLI	Crop	IRR_RF	Area_S own_H a	No_CCEs_Conducted	Average Yield(Kg/Ha)	Name_Of_Higher_Level	No_cce_Conducted_Higher	Higher Average Yield(Kg/Ha)
218	Bidar	Bhalki	MADKATTI	GP	Sorghum (Jowar/Great Millet)	RF	100	4	1259.19			
219	Bidar	Bhalki	WANJARKHED	GP	Sorghum (Jowar/Great Millet)	RF	176	4	821.02			
220	Bidar	Bhalki	MORAMBI	GP	Sorghum (Jowar/Great Millet)	RF	247	4	952.82			
221	Bidar	Bhalki	METHIMELKUNDA	GP	Sorghum (Jowar/Great Millet)	RF	181	4	1093.28			
222	Bidar	Bhalki	MEHKAR	GP	Sorghum (Jowar/Great Millet)	RF	332	4	1037.98			
223	Bidar	Bhalki	SHIVNI	GP	Sorghum (Jowar/Great Millet)	RF	144	4	1203.88			
224	Bidar	Bhalki	SIDDESHWAR	GP	Sorghum (Jowar/Great Millet)	RF	229	4	1192.51			
225	Bidar	Bhalki	SAIGAON	GP	Sorghum (Jowar/Great Millet)	RF	339	4	1126.01			
226	Bidar	Bhalki	AMBESANGHVI	GP	Sorghum (Jowar/Great Millet)	RF	176	4	1320.87			
227	Bidar	Bhalki	ALWAI	GP	Sorghum (Jowar/Great Millet)	RF	132	4	321.18			
228	Bidar	Bhalki	HALBARGA	GP	Sorghum (Jowar/Great Millet)	RF	324	4	1076.26			
229	Bidar	Bhalki	NITTUR (B)	GP	Sorghum (Jowar/Great Millet)	RF	315	4	1325.12			
230	Bidar	Bhalki	GORCHINCHOLI	GP	Sorghum (Jowar/Great Millet)	RF	89	4	1208.14			
231	Bidar	Bhalki	ATTARGA	GP	Sorghum (Jowar/Great Millet)	RF	208	4	1147.68			

Government of Karnataka
Directorate of Economics and Statistics
GP Level Average Yield data for Rabi season 2017-18

S.N	District	Taluk	Insurance Unit (hobli/ GP)	GP/ HOBLI	Crop	IRR_RF	Area_S own_H a	No_CCEs_Conducted	Average Yield(Kg/Ha)	Name_Of_Higher_Level	No_cce_Conducted_Higher	Higher Average Yield(Kg/Ha)
232	Bidar	Bhalki	BEERI (K)	GP	Sorghum (Jowar/Great Millet)	RF	235	4	1220.90			
233	Bidar	Bhalki	ENIKOORA	GP	Sorghum (Jowar/Great Millet)	RF	119	4	1405.95			
234	Bidar	Bhalki	KOSAM	GP	Sorghum (Jowar/Great Millet)	RF	352	4	1412.33			
235	Bidar	Bhalki	LANJAWADA	GP	Sorghum (Jowar/Great Millet)	RF	182	4	898.42			
236	Bidar	Bhalki	Bhalki (ULB)	GP	Sorghum (Jowar/Great Millet)	RF	49	4	1154.96			
237	Bidar	Bidar	JANWADA	GP	Bengal Gram	RF	270	4	1103.24			
238	Bidar	Bidar	YERNALLI	GP	Bengal Gram	RF	676	4	1234.54			
239	Bidar	Bidar	YADLAPUR	GP	Bengal Gram	RF	227	4	441.77			
240	Bidar	Bidar	KAMTHANA	GP	Bengal Gram	RF	130	4	1271.44			
241	Bidar	Bidar	KAPLAPUR(A)	GP	Bengal Gram	RF	274	4	867.87			
242	Bidar	Bidar	KADWAD	GP	Bengal Gram	RF	179	4	1420.42			
243	Bidar	Bidar	KOLAR (K)	GP	Bengal Gram	RF	239	4	670.78			
244	Bidar	Bidar	CHATNALLI	GP	Bengal Gram	RF	115	4	1497.98			
245	Bidar	Bidar	CHAMBOL	GP	Bengal Gram	RF	510	4	786.98			
246	Bidar	Bidar	RANJOLKHENI	GP	Bengal Gram	RF	130	4	1547.21			
247	Bidar	Bidar	AURAD (S)	GP	Bengal Gram	RF	196	4	956.28			

Government of Karnataka
Directorate of Economics and Statistics
GP Level Average Yield data for Rabi season 2017-18

S.N	District	Taluk	Insurance Unit (hobli/ GP)	GP/ HOBLI	Crop	IRR_RF	Area_S own_H a	No_CCEs_Conducted	Average Yield(Kg/Ha)	Name_Of Higher_Level	No_cce Conducted_Higher	Higher Average Yield(Kg/Ha)
248	Bidar	Bidar	REKULGI	GP	Bengal Gram	RF	260	4	979.94			
249	Bidar	Bidar	BAROOR	GP	Bengal Gram	RF	93	4	1357.29			
250	Bidar	Bidar	BAGDAL	GP	Bengal Gram	RF	346	4	849.02			
251	Bidar	Bidar	NAGOOR	GP	Bengal Gram	RF	171	4	948.89			
252	Bidar	Bidar	MALEGAON	GP	Bengal Gram	RF	550	4	1177.51			
253	Bidar	Bidar	MARKHAL	GP	Bengal Gram	RF	363	4	751.62			
254	Bidar	Bidar	MARKUNDA	GP	Bengal Gram	RF	250	4	829.15			
255	Bidar	Bidar	MANDAKNALLI	GP	Bengal Gram	RF	100	4	1046.20			
256	Bidar	Bidar	MANHALLI	GP	Bengal Gram	RF	65	4	924.73			
257	Bidar	Bidar	MALKAPUR	GP	Bengal Gram	RF	270	4	1115.89			
258	Bidar	Bidar	SINDOL	GP	Bengal Gram	RF	336	4	912.11			
259	Bidar	Bidar	SANGOLGI	GP	Bengal Gram	RF	75	4	884.99			
260	Bidar	Bidar	SIRSI (A)	GP	Bengal Gram	RF	165	4	730.54			
261	Bidar	Bidar	ANDUR	GP	Bengal Gram	RF	237	4	1167.65			
262	Bidar	Bidar	ALIYABAD	GP	Bengal Gram	RF	183	4	827.14			
263	Bidar	Bidar	ALIYEMBER	GP	Bengal Gram	RF	505	4	1146.95			

Government of Karnataka
Directorate of Economics and Statistics
GP Level Average Yield data for Rabi season 2017-18

S.N	District	Taluk	Insurance Unit (hobli/ GP)	GP/ HOBLI	Crop	IRR_RF	Area_S own_H a	No_CCEs_Conducted	Average Yield(Kg/Ha)	Name_Of Higher_Level	No_cce Conducted_Higher	Higher Average Yield(Kg/Ha)
264	Bidar	Bidar	AMLAPUR	GP	Bengal Gram	RF	30			Hobli Level	10	1042.60
265	Bidar	Bidar	ASTOOR	GP	Bengal Gram	RF	388	4	933.94			
266	Bidar	Bidar	GADGI	GP	Bengal Gram	RF	392	4	1063.41			
267	Bidar	Bidar	CHIMKODE	GP	Bengal Gram	RF	341	4	1443.29			
268	Bidar	Bidar	CHITTA	GP	Bengal Gram	RF	62	4	993.75			
269	Bidar	Bidar	CHILLARGI	GP	Bengal Gram	RF	718	4	1084.76			
270	Bidar	Bidar	HOKRANA (B)	GP	Bengal Gram	RF	180	4	913.00			
271	Bidar	Bidar	SRIMANDAL	GP	Bengal Gram	RF	335	4	1574.26			
272	Bidar	Bidar	Bidar (ULB)	GP	Bengal Gram	RF	0			Hobli Level	56	1028.14
273	Bidar	Bidar	JANWADA	GP	Sorghum (Jowar/Great Millet)	RF	88	4	774.23			
274	Bidar	Bidar	YERNALLI	GP	Sorghum (Jowar/Great Millet)	RF	389	4	906.10			
275	Bidar	Bidar	YADLAPUR	GP	Sorghum (Jowar/Great Millet)	RF	128	4	952.90			
276	Bidar	Bidar	KAMTHANA	GP	Sorghum (Jowar/Great Millet)	RF	52	4	2029.16			
277	Bidar	Bidar	KAPLAPUR(A)	GP	Sorghum (Jowar/Great Millet)	RF	146	4	867.82			
278	Bidar	Bidar	KADWAD	GP	Sorghum (Jowar/Great Millet)	RF	89	4	1001.40			
279	Bidar	Bidar	KOLAR (K)	GP	Sorghum (Jowar/Great Millet)	RF	130	4	876.33			

(4)

Government of Karnataka
Directorate of Economics and Statistics
GP Level Average Yield data for Rabi season 2017-18

S.N	District	Taluk	Insurance Unit (hobli/ GP)	GP/HOBLI	Crop	IRR_RF	Area_S own_H a	No_CCEs_Conducted	Average Yield(Kg/Ha)	Name_Of_Higher_Level	No_cce_Conducted_Higher	Higher Average Yield(Kg/Ha)
280	Bidar	Bidar	CHATNALLI	GP	Sorghum (Jowar/Great Millet)	RF	75			Hobli Level	58	998.46
281	Bidar	Bidar	CHAMBOL	GP	Sorghum (Jowar/Great Millet)	RF	105	4	982.68			
282	Bidar	Bidar	RANJOLKHENI	GP	Sorghum (Jowar/Great Millet)	RF	132	4	903.98			
283	Bidar	Bidar	AURAD (S)	GP	Sorghum (Jowar/Great Millet)	RF	112	4	1254.93			
284	Bidar	Bidar	REKULGI	GP	Sorghum (Jowar/Great Millet)	RF	249	4	1254.93			
285	Bidar	Bidar	BAROOR	GP	Sorghum (Jowar/Great Millet)	RF	97	4	1002.88			
286	Bidar	Bidar	BAGDAL	GP	Sorghum (Jowar/Great Millet)	RF	72	4	1012.27			
287	Bidar	Bidar	NAGOOR	GP	Sorghum (Jowar/Great Millet)	RF	125	4	1008.20			
288	Bidar	Bidar	MALEGAON	GP	Sorghum (Jowar/Great Millet)	RF	317	4	1112.42			
289	Bidar	Bidar	MARKHAL	GP	Sorghum (Jowar/Great Millet)	RF	81	4	846.55			
290	Bidar	Bidar	MARKUNDA	GP	Sorghum (Jowar/Great Millet)	RF	208	4	1510.17			
291	Bidar	Bidar	MANDAKNALLI	GP	Sorghum (Jowar/Great Millet)	RF	86	4	370.10			
292	Bidar	Bidar	MANHALLI	GP	Sorghum (Jowar/Great Millet)	RF	56	4	771.31			
293	Bidar	Bidar	MALKAPUR	GP	Sorghum (Jowar/Great Millet)	RF	68			Hobli Level	34	1155.69
294	Bidar	Bidar	SINDOL	GP	Sorghum (Jowar/Great Millet)	RF	305	4	1188.14			

Government of Karnataka
Directorate of Economics and Statistics
GP Level Average Yield data for Rabi season 2017-18

S.N	District	Taluk	Insurance Unit (hobli/ GP)	GP/ HOBLI	Crop	IRR_Rf	Area_S own_H a	No_CCEs_Conducted	Average Yield(Kg/Ha)	Name_Of Higher_Level	No_cce Conducted_Higher	Higher Average Yield(Kg/Ha)
295	Bidar	Bidar	SANGOLGI	GP	Sorghum (Jowar/Great Millet)	RF	52	4	1038.41			
296	Bidar	Bidar	SIRSI (A)	GP	Sorghum (Jowar/Great Millet)	RF	88	4	802.89			
297	Bidar	Bidar	ANDUR	GP	Sorghum (Jowar/Great Millet)	RF	117	4	808.26			
298	Bidar	Bidar	ALIYABAD	GP	Sorghum (Jowar/Great Millet)	RF	139	4	840.17			
299	Bidar	Bidar	ALIYEMBER	GP	Sorghum (Jowar/Great Millet)	RF	132	4	931.63			
300	Bidar	Bidar	AMLAPUR	GP	Sorghum (Jowar/Great Millet)	RF	12	4	840.17			
301	Bidar	Bidar	ASTOOR	GP	Sorghum (Jowar/Great Millet)	RF	142	4	674.26			
302	Bidar	Bidar	GADGI	GP	Sorghum (Jowar/Great Millet)	RF	272	4	757.36			
303	Bidar	Bidar	CHIMKODE	GP	Sorghum (Jowar/Great Millet)	RF	301	4	1118.80			
304	Bidar	Bidar	CHITTA	GP	Sorghum (Jowar/Great Millet)	RF	50	4	1448.49			
305	Bidar	Bidar	CHILLARGI	GP	Sorghum (Jowar/Great Millet)	RF	405	4	935.88			
306	Bidar	Bidar	HOKRANA (B)	GP	Sorghum (Jowar/Great Millet)	RF	179	4	1014.58			
307	Bidar	Bidar	SRIMANDAL	GP	Sorghum (Jowar/Great Millet)	RF	180	4	565.61			
308	Bidar	Bidar	Bidar (ULB)	GP	Sorghum (Jowar/Great Millet)	RF	0			Hobli Level	58	1165.65

Government of Karnataka
Directorate of Economics and Statistics
GP Level Average Yield data for Rabi season 2017-18

S.N	District	Taluk	Insurance Unit (hobli/ GP)	GP/ HOBLI	Crop	IRR_RF	Area_S own_H a	No_CCEs_Conducted	Average Yield(Kg/Ha)	Name_Of Higher_Level	No_cce Conducted_Higher	Higher Average Yield(Kg/Ha)
309	Bidar	Humnabad	GATBORAL	GP	Bengal Gram	RF	40	4	1640.29			
310	Bidar	Humnabad	GHODWADI	GP	Bengal Gram	RF	210	4	649.62			
311	Bidar	Humnabad	KANKATTA	GP	Bengal Gram	RF	123	4	618.02			
312	Bidar	Humnabad	KALLUR	GP	Bengal Gram	RF	13	4	814.32			
313	Bidar	Humnabad	KODAMBAL	GP	Bengal Gram	RF	2			Hobli Level	26	867.41
314	Bidar	Humnabad	CHANDANHALLI	GP	Bengal Gram	RF	200	4	1290.35			
315	Bidar	Humnabad	CHANGLERA	GP	Bengal Gram	RF	62	4	706.66			
316	Bidar	Humnabad	DAKULGI	GP	Bengal Gram	RF	302	4	718.49			
317	Bidar	Humnabad	DHUMANNSUR	GP	Bengal Gram	RF	2	4	1249.69			
318	Bidar	Humnabad	DUBALGUNDI	GP	Bengal Gram	RF	180	4	701.14			
319	Bidar	Humnabad	UDABNALLI	GP	Bengal Gram	RF	122	4	855.72			
320	Bidar	Humnabad	UDBAL	GP	Bengal Gram	RF	110	4	1460.25			
321	Bidar	Humnabad	ITGA	GP	Bengal Gram	RF	110	4	900.15			
322	Bidar	Humnabad	BELKERA	GP	Bengal Gram	RF	330	4	872.84			
323	Bidar	Humnabad	BENCHINCHOLI	GP	Bengal Gram	RF	285	4	681.27			
324	Bidar	Humnabad	BEMALKHEDA	GP	Bengal Gram	RF	700	4	1047.57			

Government of Karnataka
Directorate of Economics and Statistics
GP Level Average Yield data for Rabi season 2017-18

S.N	District	Taluk	Insurance Unit (hobli/ GP)	GP/ HOBLI	Crop	IRR_Rf	Area_S own_H a	No_CCEs_Conducted	Average Yield(Kg/Ha)	Name_Of Higher_Level	No_cce Conducted_Higher	Higher Average Yield(Kg/Ha)
325	Bidar	Humnabad	NANDGAON	GP	Bengal Gram	RF	52	4	730.48			
326	Bidar	Humnabad	TALMADGI	GP	Bengal Gram	RF	100	4	673.54			
327	Bidar	Humnabad	MANIKNAGAR	GP	Bengal Gram	RF	0			Hobli Level	22	770.58
328	Bidar	Humnabad	MADARGAON	GP	Bengal Gram	RF	435	4	1601.65			
329	Bidar	Humnabad	MANNAEKHELLI	GP	Bengal Gram	RF	70	4	1549.27			
330	Bidar	Humnabad	MANGALGI	GP	Bengal Gram	RF	145	4	817.08			
331	Bidar	Humnabad	MUTHANGI	GP	Bengal Gram	RF	98	4	563.12			
332	Bidar	Humnabad	MUSTARI	GP	Bengal Gram	RF	180	4	364.37			
333	Bidar	Humnabad	MEENKERA	GP	Bengal Gram	RF	180	4	568.64			
334	Bidar	Humnabad	SINDHANKERA	GP	Bengal Gram	RF	1			Hobli Level	22	770.58
335	Bidar	Humnabad	SEETALGERA	GP	Bengal Gram	RF	325	4	778.43			
336	Bidar	Humnabad	SULTANABAD	GP	Bengal Gram	RF	360	4	785.03			
337	Bidar	Humnabad	SHEDOL	GP	Bengal Gram	RF	150	4	1220.21			
338	Bidar	Humnabad	HALLIKHED (K)	GP	Bengal Gram	RF	32	4	662.50			
339	Bidar	Humnabad	HALLIKHED (B)	GP	Bengal Gram	RF	230	4	658.63			
340	Bidar	Humnabad	HUDGI	GP	Bengal Gram	RF	50	4	552.08			

Government of Karnataka
Directorate of Economics and Statistics
GP Level Average Yield data for Rabi season 2017-18

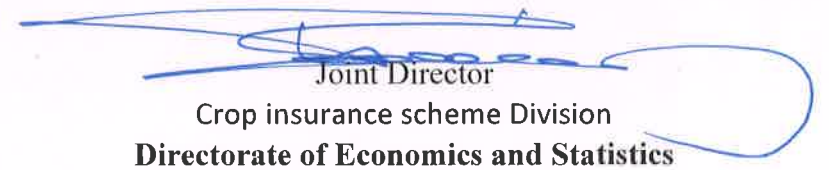
S.N	District	Taluk	Insurance Unit (hobli/ GP)	GP/ HOBLI	Crop	IRR_RF	Area_S own_H a	No_CCEs_Conducted	Average Yield(Kg/Ha)	Name_Of_Higher_Level	No_cce Conducted_Higher	Higher Average Yield(Kg/Ha)
341	Bidar	Humnabad	NIRNA	GP	Bengal Gram	RF	170	4	714.94			
342	Bidar	Humnabad	JALASANGI	GP	Bengal Gram	RF	190	4	582.45			
343	Bidar	Humnabad	Chittaguppa (ULB)	GP	Bengal Gram	RF	210	4	1010.31			
344	Bidar	Humnabad	Humnabad (ULB)	GP	Bengal Gram	RF	0			Hobli Level	22	770.58
345	Bidar	Humnabad	GHATBORAL	GP	Sorghum (Jowar/Great Millet)	RF	40	4	614.71			
346	Bidar	Humnabad	GHODWADI	GP	Sorghum (Jowar/Great Millet)	RF	11	4	793.37			
347	Bidar	Humnabad	KANKATTA	GP	Sorghum (Jowar/Great Millet)	RF	0			Hobli Level	24	940.06
348	Bidar	Humnabad	KALLUR	GP	Sorghum (Jowar/Great Millet)	RF	6			Hobli Level	24	937.87
349	Bidar	Humnabad	KODAMBAL	GP	Sorghum (Jowar/Great Millet)	RF	70	4	1093.28			
350	Bidar	Humnabad	CHANDANHALLI	GP	Sorghum (Jowar/Great Millet)	RF	24	4	1189.00			
351	Bidar	Humnabad	CHANGLERA	GP	Sorghum (Jowar/Great Millet)	RF	83	4	991.18			
352	Bidar	Humnabad	DAKULGI	GP	Sorghum (Jowar/Great Millet)	RF	176	4	1118.81			
353	Bidar	Humnabad	DHUMANNSUR	GP	Sorghum (Jowar/Great Millet)	RF	12	4	1160.49			
354	Bidar	Humnabad	DUBALGUNDI	GP	Sorghum (Jowar/Great Millet)	RF	13	4	1227.10			
355	Bidar	Humnabad	UDABNALLI	GP	Sorghum (Jowar/Great Millet)	RF	99	4	721.05			
356	Bidar	Humnabad	UDBAL	GP	Sorghum (Jowar/Great Millet)	RF	30	4	986.93			

Government of Karnataka
Directorate of Economics and Statistics
GP Level Average Yield data for Rabi season 2017-18

S.N	District	Taluk	Insurance Unit (hobli/ GP)	GP/HOBLI	Crop	IRR_RF	Area_S own_H a	No_CCEs_Conducted	Average Yield(Kg/Ha)	Name_Of_Higher_Level	No_cce_Conducted_Higher	Higher Average Yield(Kg/Ha)
357	Bidar	Humnabad	ITGA	GP	Sorghum (Jowar/Great Millet)	RF	1			Hobli Level	20	964.70
358	Bidar	Humnabad	BELKERA	GP	Sorghum (Jowar/Great Millet)	RF	75	4	1312.36			
359	Bidar	Humnabad	BENCHINCHOLI	GP	Sorghum (Jowar/Great Millet)	RF	144	4	1014.58			
360	Bidar	Humnabad	BEMALKHEDA	GP	Sorghum (Jowar/Great Millet)	RF	310	4	1586.77			
361	Bidar	Humnabad	NANDGAON	GP	Sorghum (Jowar/Great Millet)	RF	35	4	989.06			
362	Bidar	Humnabad	TALMADGI	GP	Sorghum (Jowar/Great Millet)	RF	100	4	818.07			
363	Bidar	Humnabad	MANIKNAGAR	GP	Sorghum (Jowar/Great Millet)	RF	14	4	778.48			
364	Bidar	Humnabad	MADARGAON	GP	Sorghum (Jowar/Great Millet)	RF	180	4	1229.70			
365	Bidar	Humnabad	MANNAEKHELLI	GP	Sorghum (Jowar/Great Millet)	RF	50	4	791.24			
366	Bidar	Humnabad	MANGALGI	GP	Sorghum (Jowar/Great Millet)	RF	40	4	835.91			
367	Bidar	Humnabad	MUTHANGI	GP	Sorghum (Jowar/Great Millet)	RF	36	4	1176.23			
368	Bidar	Humnabad	MUSTARI	GP	Sorghum (Jowar/Great Millet)	RF	3	4	693.40			
369	Bidar	Humnabad	MEENKERA	GP	Sorghum (Jowar/Great Millet)	RF	190	4	1071.04			
370	Bidar	Humnabad	SINDHANKERA	GP	Sorghum (Jowar/Great Millet)	RF	8	4	946.52			

Government of Karnataka
Directorate of Economics and Statistics
GP Level Average Yield data for Rabi season 2017-18

S.N	District	Taluk	Insurance Unit (hobli/ GP)	GP/ HOBLI	Crop	IRR_Rf	Area_S own_H a	No_CCEs_Conducted	Average Yield(Kg/Ha)	Name_Of_Higher_Level	No_cce_Conducted_Higher	Higher Average Yield(Kg/Ha)
371	Bidar	Humnabad	SEETALGERA	GP	Sorghum (Jowar/Great Millet)	RF	220	4	1125.18			
372	Bidar	Humnabad	SULTANABAD	GP	Sorghum (Jowar/Great Millet)	RF	64	4	1105.75			
373	Bidar	Humnabad	SHEDOL	GP	Sorghum (Jowar/Great Millet)	RF	0			Hobli Level	24	940.06
374	Bidar	Humnabad	HALLIKHED (K)	GP	Sorghum (Jowar/Great Millet)	RF	2			Hobli Level	24	937.87
375	Bidar	Humnabad	HALLIKHED (B)	GP	Sorghum (Jowar/Great Millet)	RF	160	4	1271.95			
376	Bidar	Humnabad	HUDGI	GP	Sorghum (Jowar/Great Millet)	RF	110	4	714.67			
377	Bidar	Humnabad	NIRNA	GP	Sorghum (Jowar/Great Millet)	RF	13	4	933.75			
378	Bidar	Humnabad	JALASANGI	GP	Sorghum (Jowar/Great Millet)	RF	26	4	710.42			
379	Bidar	Humnabad	Chittaguppa (ULB)	GP	Sorghum (Jowar/Great Millet)	RF	0			Hobli Level	20	964.70


Joint Director
Crop insurance scheme Division
Directorate of Economics and Statistics

Q

Government of Karnataka
Directorate of Economics and Statistics
GP Level Average Yield data for Rabi season 2017-18

S.N	District	Taluk	Insurance Unit (hobli/ GP)	GP/HOBLI	Crop	IRR_RF	Area_Sown_Ha	No_CCEs_Conducted	Average Yield(Kg/Ha)	Name_Of_Higher_Level	No_cce_Conducted_Higher	Higher Average Yield(Kg/Ha)
1	ChamarajNagar	ChamarajaNagara	AALLOORU	GP	Horse Gram (kulthi/kultha)	RF	24	4	874.83			
2	ChamarajNagar	ChamarajaNagara	AMACHAVADI	GP	Horse Gram (kulthi/kultha)	RF	193	4	749.72			
3	ChamarajNagar	ChamarajaNagara	ARAKALAVADI	GP	Horse Gram (kulthi/kultha)	RF	160	4	1114.23			
4	ChamarajNagar	ChamarajaNagara	ATTUGOOLIPURA	GP	Horse Gram (kulthi/kultha)	RF	21	4	1910.10			
5	ChamarajNagar	ChamarajaNagara	BAAGALI	GP	Horse Gram (kulthi/kultha)	RF	87			Hobli Level	24	630.77
6	ChamarajNagar	ChamarajaNagara	BADANAGUPPE	GP	Horse Gram (kulthi/kultha)	RF	265	4	455.24			
7	ChamarajNagar	ChamarajaNagara	BHOGAPURA	GP	Horse Gram (kulthi/kultha)	RF	188	4	369.29			
8	ChamarajNagar	ChamarajaNagara	BISALAVADI	GP	Horse Gram (kulthi/kultha)	RF	181	4	1088.76			
9	ChamarajNagar	ChamarajaNagara	CHANDAKAVADI	GP	Horse Gram (kulthi/kultha)	RF	52	4	387.27			
10	ChamarajNagar	ChamarajaNagara	DEMAHALLI	GP	Horse Gram (kulthi/kultha)	RF	184	4	487.08			
11	ChamarajNagar	ChamarajaNagara	DODDAMOLE	GP	Horse Gram (kulthi/kultha)	RF	56	4	789.51			
12	ChamarajNagar	ChamarajaNagara	MADAPURA	GP	Horse Gram (kulthi/kultha)	RF	63	4	1596.53			
13	ChamarajNagar	ChamarajaNagara	GOOLIPURA	GP	Horse Gram (kulthi/kultha)	RF	0			Hobli Level	24	630.77
14	ChamarajNagar	ChamarajaNagara	HARAVE	GP	Horse Gram (kulthi/kultha)	RF	158	4	1147.66			
15	ChamarajNagar	ChamarajaNagara	HEBBASOORU	GP	Horse Gram (kulthi/kultha)	RF	90	4	1173.12			

Government of Karnataka
Directorate of Economics and Statistics
GP Level Average Yield data for Rabi season 2017-18

S.N	District	Taluk	Insurance Unit (hobli/ GP)	GP/ HOBLI	Crop	IRR_RF	Area_S own_H a	No_CCEs_Conducted	Average Yield(Kg/Ha)	Name_Of Higher_Level	No_cce Conducted_Higher	Higher Average Yield(Kg/Ha)
16	ChamarajNagar	ChamarajaNagara	HONGANOORU	GP	Horse Gram (kulthi/kultha)	RF	0			Hobli Level	24	630.77
17	ChamarajNagar	ChamarajaNagara	HONNAHALLI	GP	Horse Gram (kulthi/kultha)	RF	128	4	1108.65			
18	ChamarajNagar	ChamarajaNagara	IRASAVADI	GP	Horse Gram (kulthi/kultha)	RF	0			Hobli Level	24	630.77
19	ChamarajNagar	ChamarajaNagara	KEMAPANAPURA	GP	Horse Gram (kulthi/kultha)	RF	108			Hobli Level	24	630.77
20	ChamarajNagar	ChamarajaNagara	KOTHALAVADI	GP	Horse Gram (kulthi/kultha)	RF	825	4	916.85			
21	ChamarajNagar	ChamarajaNagara	KUDERU	GP	Horse Gram (kulthi/kultha)	RF	186	4	604.87			
22	ChamarajNagar	ChamarajaNagara	KOODLOORU;	GP	Horse Gram (kulthi/kultha)	RF	65	4	19.10			
23	ChamarajNagar	ChamarajaNagara	MALEYOORU	GP	Horse Gram (kulthi/kultha)	RF	248	4	31.52			
24	ChamarajNagar	ChamarajaNagara	MANGALA	GP	Horse Gram (kulthi/kultha)	RF	120	4	566.67			
25	ChamarajNagar	ChamarajaNagara	MASANAPURA	GP	Horse Gram (kulthi/kultha)	RF	64			Hobli Level	24	630.77
26	ChamarajNagar	ChamarajaNagara	MUKKADAHALLI	GP	Horse Gram (kulthi/kultha)	RF	433	4	31.52			
27	ChamarajNagar	ChamarajaNagara	NAGAVALLI	GP	Horse Gram (kulthi/kultha)	RF	42	4	480.71			
28	ChamarajNagar	ChamarajaNagara	NAVILLOORU	GP	Horse Gram (kulthi/kultha)	RF	74	4	474.34			
29	ChamarajNagar	ChamarajaNagara	PUNAJANOORU	GP	Horse Gram (kulthi/kultha)	RF	8	4	1139.57			

Government of Karnataka
Directorate of Economics and Statistics
GP Level Average Yield data for Rabi season 2017-18

S.N	District	Taluk	Insurance Unit (hobli/ GP)	GP/ HOBLI	Crop	IRR_RF	Area_S own_H a	No_CCEs_Conducted	Average Yield(Kg/Ha)	Name_Of Higher_Level	No_cce Conducted_Higher	Higher Average Yield(Kg/Ha)
30	ChamarajNagar	ChamarajaNagara	SAGADE	GP	Horse Gram (kulthi/kultha)	RF	434			Hobli Level	32	749.67
31	ChamarajNagar	ChamarajaNagara	SHIVAPURA	GP	Horse Gram (kulthi/kultha)	RF	284	4	865.91			
32	ChamarajNagar	ChamarajaNagara	UMMATHOORU	GP	Horse Gram (kulthi/kultha)	RF	99	4	183.05			
33	ChamarajNagar	ChamarajaNagara	VENKATAIAHANACHATHARA	GP	Horse Gram (kulthi/kultha)	RF	194	4	935.28			
34	ChamarajNagar	ChamarajaNagara	HEGGOTAARA	GP	Horse Gram (kulthi/kultha)	RF	275	4	923.22			
35	ChamarajNagar	ChamarajaNagara	KAGALAVADI	GP	Horse Gram (kulthi/kultha)	RF	136	4	1195.08			
36	ChamarajNagar	ChamarajaNagara	KULAGANA	GP	Horse Gram (kulthi/kultha)	RF	465	4	1601.59			
37	ChamarajNagar	ChamarajaNagara	UDIGALA	GP	Horse Gram (kulthi/kultha)	RF	314	4	584.17			
38	ChamarajNagar	ChamarajaNagara	SANTHEMARAHALLI	GP	Horse Gram (kulthi/kultha)	RF	145	4	996.44			
39	ChamarajNagar	ChamarajaNagara	YERAGANAHALLI	GP	Horse Gram (kulthi/kultha)	RF	369	4	966.19			
40	ChamarajNagar	ChamarajaNagara	JYOTHIGOWDANAPURA	GP	Horse Gram (kulthi/kultha)	RF	48	4	211.70			
41	ChamarajNagar	ChamarajaNagara	NANJEDEVANAPURA	GP	Horse Gram (kulthi/kultha)	RF	435	4	1009.17			
42	ChamarajNagar	ChamarajaNagara	HARADANAHALLI	GP	Horse Gram (kulthi/kultha)	RF	82	4	1477.46			
43	ChamarajNagar	ChamarajaNagara	GOVINDAVADI	GP	Horse Gram (kulthi/kultha)	RF	67	4	674.90			

Government of Karnataka
Directorate of Economics and Statistics
GP Level Average Yield data for Rabi season 2017-18

S.N	District	Taluk	Insurance Unit (hobli/ GP)	GP/ HOBLI	Crop	IRR_RF	Area_S own_H a	No_CCEs_Conducted	Average Yield(Kg/Ha)	Name_Of_Higher_Level	No_cce_Conducted_Higher	Higher Average Yield(Kg/Ha)
44	ChamarajNagar	Gundlupet	BEGUR	GP	Horse Gram (kulthi/kultha)	RF	350			Hobli Level	34	736.40
45	ChamarajNagar	Gundlupet	KABBALLI	GP	Horse Gram (kulthi/kultha)	RF	655	4	609.64			
46	ChamarajNagar	Gundlupet	KANNEGALA	GP	Horse Gram (kulthi/kultha)	RF	467	4	127.34			
47	ChamarajNagar	Gundlupet	NITRE	GP	Horse Gram (kulthi/kultha)	RF	687	4	485.49			
48	ChamarajNagar	Gundlupet	BERAMBADI	GP	Horse Gram (kulthi/kultha)	RF	224	4	267.42			
49	ChamarajNagar	Gundlupet	SHIVAPURA	GP	Horse Gram (kulthi/kultha)	RF	367	4	296.07			
50	ChamarajNagar	Gundlupet	HANGALA	GP	Horse Gram (kulthi/kultha)	RF	654	4	270.60			
51	ChamarajNagar	Gundlupet	BARAGI	GP	Horse Gram (kulthi/kultha)	RF	401	4	251.59			
52	ChamarajNagar	Gundlupet	BOMMALAPURA	GP	Horse Gram (kulthi/kultha)	RF	373	4	393.16			
53	ChamarajNagar	Gundlupet	KOTEKERE	GP	Horse Gram (kulthi/kultha)	RF	615	4	2521.97			
54	ChamarajNagar	Gundlupet	AGATHAGOWDANAH ALLI	GP	Horse Gram (kulthi/kultha)	RF	1087	4	272.19			
55	ChamarajNagar	Gundlupet	MANGALA	GP	Horse Gram (kulthi/kultha)	RF	451	4	431.37			
56	ChamarajNagar	Gundlupet	ANNUR	GP	Horse Gram (kulthi/kultha)	RF	240	4	439.32			
57	ChamarajNagar	Gundlupet	HOREYALA	GP	Horse Gram (kulthi/kultha)	RF	495	4	779.96			
58	ChamarajNagar	Gundlupet	TERAKANAMBHI	GP	Horse Gram (kulthi/kultha)	RF	125	4	673.12			

Government of Karnataka
Directorate of Economics and Statistics
GP Level Average Yield data for Rabi season 2017-18

S.N	District	Taluk	Insurance Unit (hobli/ GP)	GP/ HOBLI	Crop	IRR_RF	Area_S own_H a	No_CCEs_Conducted	Average Yield(Kg/Ha)	Name_Of_Higher_Level	No_cce Conducted_Higher	Higher Average Yield(Kg/Ha)
59	ChamarajNagar	Gundlupet	HUNDIPURA	GP	Horse Gram (kulthi/kultha)	RF	539			Hobli Level	28	296.07
60	ChamarajNagar	Gundlupet	KODASOGE	GP	Horse Gram (kulthi/kultha)	RF	1150	4	374.06			
61	ChamarajNagar	Gundlupet	KELASUR	GP	Horse Gram (kulthi/kultha)	RF	406	4	560.30			
62	ChamarajNagar	Gundlupet	NENEKATTE	GP	Horse Gram (kulthi/kultha)	RF	717	4	269.01			
63	ChamarajNagar	Gundlupet	RAGHAVAPURA	GP	Horse Gram (kulthi/kultha)	RF	610	4	407.49			
64	ChamarajNagar	Gundlupet	ALATHUR	GP	Horse Gram (kulthi/kultha)	RF	522	4	176.69			
65	ChamarajNagar	Gundlupet	SHINDANAPURA	GP	Horse Gram (kulthi/kultha)	RF	524	4	246.72			
66	ChamarajNagar	Gundlupet	BHIMANABEEDU	GP	Horse Gram (kulthi/kultha)	RF	145			Hobli Level	30	334.11
67	ChamarajNagar	Gundlupet	BANNITALAPURA	GP	Horse Gram (kulthi/kultha)	RF	424	4	393.16			
68	ChamarajNagar	Gundlupet	CHIKKATI	GP	Horse Gram (kulthi/kultha)	RF	455	4	432.96			
69	ChamarajNagar	Gundlupet	BALACHAVADI	GP	Horse Gram (kulthi/kultha)	RF	748	4	458.43			
70	ChamarajNagar	Gundlupet	BOMMANAHALLI	GP	Horse Gram (kulthi/kultha)	RF	682	4	1591.75			
71	ChamarajNagar	Gundlupet	PADAGURU	GP	Horse Gram (kulthi/kultha)	RF	613	4	1750.93			
72	ChamarajNagar	Gundlupet	SOMAHALLI	GP	Horse Gram (kulthi/kultha)	RF	970	4	767.22			

Government of Karnataka
Directorate of Economics and Statistics
GP Level Average Yield data for Rabi season 2017-18

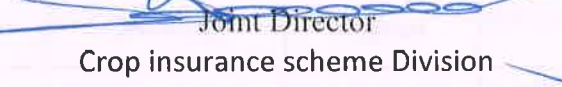
S.N	District	Taluk	Insurance Unit (hobli/ GP)	GP/ HOBLI	Crop	IRR_RF	Area_S own_H a	No_CCEs_Conducted	Average Yield(Kg/Ha)	Name_Of_Higher_Level	No_cce Conducted_Higher	Higher Average Yield(Kg/Ha)
73	ChamarajNagar	Gundlupet	KOOTHANOORU	GP	Horse Gram (kulthi/kultha)	RF	250	4	493.76			
74	ChamarajNagar	Gundlupet	MOOKHAHALLI	GP	Horse Gram (kulthi/kultha)	RF	351	4	218.07			
75	ChamarajNagar	Gundlupet	PUTTANAPURA	GP	Horse Gram (kulthi/kultha)	RF	373	4	286.52			
76	ChamarajNagar	Gundlupet	VADDAGERE	GP	Horse Gram (kulthi/kultha)	RF	669	4	267.26			
77	ChamarajNagar	Kollegala	KUNTHOORU	GP	Horse Gram (kulthi/kultha)	RF	26	4	214.89			
78	ChamarajNagar	Kollegala	KUNAGALLI	GP	Horse Gram (kulthi/kultha)	RF	12	4	1066.47			
79	ChamarajNagar	Kollegala	SIDDAIANAPURA	GP	Horse Gram (kulthi/kultha)	RF	0			Hobli Level	8	640.68
80	ChamarajNagar	Kollegala	PAALYA	GP	Horse Gram (kulthi/kultha)	RF	5	4	55.71			
81	ChamarajNagar	Kollegala	MADHUVINAHALLI	GP	Horse Gram (kulthi/kultha)	RF	45	4	1902.14			
82	ChamarajNagar	Kollegala	DHANAGERE	GP	Horse Gram (kulthi/kultha)	RF	134	4	1021.91			
83	ChamarajNagar	Kollegala	DODDINDUVADI	GP	Horse Gram (kulthi/kultha)	RF	50	4	416.56			
84	ChamarajNagar	Kollegala	SINGANALLURU	GP	Horse Gram (kulthi/kultha)	RF	207			Hobli Level	28	731.34
85	ChamarajNagar	Kollegala	SATTEGAALA	GP	Horse Gram (kulthi/kultha)	RF	16	4	386.00			
86	ChamarajNagar	Kollegala	CHIKKALLURU	GP	Horse Gram (kulthi/kultha)	RF	119	4	709.92			

Government of Karnataka
Directorate of Economics and Statistics
GP Level Average Yield data for Rabi season 2017-18

S.N	District	Taluk	Insurance Unit (hobli/ GP)	GP/ HOBLI	Crop	IRR_RF	Area_S own_H a	No_CCEs_Conducted	Average Yield(Kg/Ha)	Name_Of_Higher_Level	No_cce Conducted_Higher	Higher Average Yield(Kg/Ha)
87	ChamarajNagar	Kollegala	THELLANURU	GP	Horse Gram (kulthi/kultha)	RF	14	4	627.15			
88	ChamarajNagar	Kollegala	MANGALA	GP	Horse Gram (kulthi/kultha)	RF	130	4	1115.85			
89	ChamarajNagar	Kollegala	MANAGALLI	GP	Horse Gram (kulthi/kultha)	RF	97	4	1687.26			
90	ChamarajNagar	Kollegala	BANDALLI	GP	Horse Gram (kulthi/kultha)	RF	110	4	910.48			
91	ChamarajNagar	Kollegala	SHAAGYA	GP	Horse Gram (kulthi/kultha)	RF	165	4	700.37			
92	ChamarajNagar	Kollegala	ELLEMAALA	GP	Horse Gram (kulthi/kultha)	RF	255	4	1599.71			
93	ChamarajNagar	Kollegala	AJJIPURA	GP	Horse Gram (kulthi/kultha)	RF	150	4	546.93			
94	ChamarajNagar	Kollegala	RAAMAPURA	GP	Horse Gram (kulthi/kultha)	RF	133	4	786.32			
95	ChamarajNagar	Kollegala	KOUDALLI	GP	Horse Gram (kulthi/kultha)	RF	135	4	1091.94			
96	ChamarajNagar	Kollegala	MAARTALLI	GP	Horse Gram (kulthi/kultha)	RF	32	4	526.23			
97	ChamarajNagar	Kollegala	PONNACHI	GP	Horse Gram (kulthi/kultha)	RF	34			Hobli Level	16	722.42
98	ChamarajNagar	Kollegala	HOOGYAM	GP	Horse Gram (kulthi/kultha)	RF	25	4	827.71			
99	ChamarajNagar	Kollegala	M.M.HILLS	GP	Horse Gram (kulthi/kultha)	RF	45	4	485.17			
100	ChamarajNagar	Kollegala	LOKKANAHALLI	GP	Horse Gram (kulthi/kultha)	RF	71	4	706.13			

Government of Karnataka
Directorate of Economics and Statistics
GP Level Average Yield data for Rabi season 2017-18

S.N	District	Taluk	Insurance Unit (hobli/ GP)	GP/ HOBLI	Crop	IRR_RF	Area_S own_H a	No_CCEs_Conducted	Average Yield(Kg/Ha)	Name_Of_Higher_Level	No_cce Conducted_Higher	Higher Average Yield(Kg/Ha)
101	ChamarajNagar	Kollegala	KANNURU	GP	Horse Gram (kulthi/kultha)	RF	249	4	347.64			
102	ChamarajNagar	Kollegala	CHIKKAMAALAPURA	GP	Horse Gram (kulthi/kultha)	RF	130	4	1719.09			
103	ChamarajNagar	Kollegala	P.G.PAALYA	GP	Horse Gram (kulthi/kultha)	RF	45	4	450.79			
104	ChamarajNagar	Kollegala	Hannur(ULB)	GP	Horse Gram (kulthi/kultha)	RF	0			Hobli Level	28	1182.81


Joint Director
Crop insurance scheme Division
Directorate of Economics and Statistics

Government of Karnataka
Directorate of Economics and Statistics
GP Level Average Yield data for Rabi season 2017-18

S.N	District	Taluk	Insurance Unit (hobli/ GP)	GP/HOBLI	Crop	IRR_RF	Area_Sown_Ha	No_CCEs_Conducted	Average Yield(Kg/Ha)	Name_Of_Higher_Level	No_cce_Conducted_Higher	Higher Average Yield(Kg/Ha)
1	Chikkamagaluru	Kadur	ASANDHI	GP	Bengal Gram	RF	110	4	973.92			
2	Chikkamagaluru	Kadur	UDUGERE	GP	Bengal Gram	RF	0			Hobli Level	10	622.31
3	Chikkamagaluru	Kadur	ULIGERE	GP	Bengal Gram	RF	4			Hobli Level	10	622.31
4	Chikkamagaluru	Kadur	EMMEDODDI	GP	Bengal Gram	RF	91	4	701.14			
5	Chikkamagaluru	Kadur	S.BIDARE	GP	Bengal Gram	RF	30	4	485.83			
6	Chikkamagaluru	Kadur	ANTHARAGATTE	GP	Bengal Gram	RF	115	4	810.29			
7	Chikkamagaluru	Kadur	KADUR (RURAL)	GP	Bengal Gram	RF	79	4	828.12			
8	Chikkamagaluru	Kadur	KALKERE	GP	Bengal Gram	RF	141	4	502.39			
9	Chikkamagaluru	Kadur	KAMANAKERE	GP	Bengal Gram	RF	318	4	645.93			
10	Chikkamagaluru	Kadur	KERESANTE	GP	Bengal Gram	RF	6	4	414.06			
11	Chikkamagaluru	Kadur	GIRIYAPURA	GP	Bengal Gram	RF	502	4	897.13			
12	Chikkamagaluru	Kadur	CHIKKANGALA	GP	Bengal Gram	RF	78	4	411.30			
13	Chikkamagaluru	Kadur	CHIKKADEVANUR	GP	Bengal Gram	RF	0			Hobli Level	30	752.30
14	Chikkamagaluru	Kadur	CHIKKABALLEKERE	GP	Bengal Gram	RF	86	4	654.22			
15	Chikkamagaluru	Kadur	CHEELANAHALLI	GP	Bengal Gram	RF	0			Hobli Level	34	745.26
16	Chikkamagaluru	Kadur	JIGANEHALLI	GP	Bengal Gram	RF	95	4	897.46			

Government of Karnataka
Directorate of Economics and Statistics
GP Level Average Yield data for Rabi season 2017-18

S.N	District	Taluk	Insurance Unit (hobli/ GP)	GP/ HOBLI	Crop	IRR_Rf	Area_S own_H a	No_CCEs_Conducted	Average Yield(Kg/Ha)	Name_Of_Higher_Level	No_cce Conducted_Higher	Higher Average Yield(Kg/Ha)
33	Chikkamagaluru	Kadur	MALLESWARA	GP	Bengal Gram	RF	86	4	886.09			
34	Chikkamagaluru	Kadur	YAGATI	GP	Bengal Gram	RF	0			Hobli Level	10	622.31
35	Chikkamagaluru	Kadur	YALLAMBALASE	GP	Bengal Gram	RF	11	4	601.77			
36	Chikkamagaluru	Kadur	VAKKALAGERE	GP	Bengal Gram	RF	8	4	727.64			
37	Chikkamagaluru	Kadur	SAKREPATNA	GP	Bengal Gram	RF	3			Hobli Level	30	752.30
38	Chikkamagaluru	Kadur	SARASWATIPURA	GP	Bengal Gram	RF	36	4	806.04			
39	Chikkamagaluru	Kadur	HIRENALLUR	GP	Bengal Gram	RF	628	4	701.14			
40	Chikkamagaluru	Kadur	HULLEHALLI	GP	Bengal Gram	RF	64	4	447.19			
41	Chikkamagaluru	Kadur	CHOULAHIRIYUR	GP	Bengal Gram	RF	148			Hobli Level	17	651.81
42	Chikkamagaluru	Kadur	ANNIGERE	GP	Horse Gram (kulthi/kultha)	RF	127	4	1259.08			
43	Chikkamagaluru	Kadur	ASANDHI	GP	Horse Gram (kulthi/kultha)	RF	80	4	1072.20			
44	Chikkamagaluru	Kadur	UDUGERE	GP	Horse Gram (kulthi/kultha)	RF	90	4	631.93			
45	Chikkamagaluru	Kadur	ULIGERE	GP	Horse Gram (kulthi/kultha)	RF	118			Hobli Level	32	859.15
46	Chikkamagaluru	Kadur	EMMEDODDI	GP	Horse Gram (kulthi/kultha)	RF	96			Hobli Level	20	593.76
47	Chikkamagaluru	Kadur	S.BIDARE	GP	Horse Gram (kulthi/kultha)	RF	5			Hobli Level	36	929.26

29

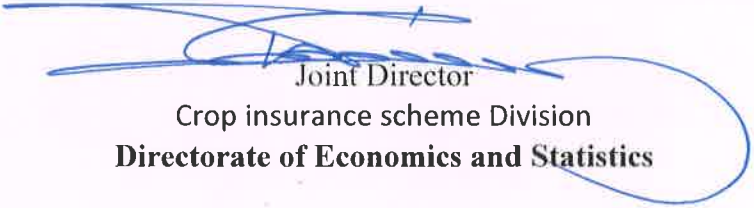
Government of Karnataka
Directorate of Economics and Statistics
GP Level Average Yield data for Rabi season 2017-18

S.N	District	Taluk	Insurance Unit (hobli/ GP)	GP/ HOBLI	Crop	IRR_RF	Area_S own_H a	No_CCEs_Conducted	Average Yield(Kg/Ha)	Name_Of_Higher_Level	No_cce Conducted_Higher	Higher Average Yield(Kg/Ha)
62	Chikkamagaluru	Kadur	JIGANEHALLI	GP	Horse Gram (kulthi/kultha)	RF	31	4	983.70			
63	Chikkamagaluru	Kadur	JODITHIMMAPURA	GP	Horse Gram (kulthi/kultha)	RF	84	4	630.34			
64	Chikkamagaluru	Kadur	JODIHOCHIHALLI	GP	Horse Gram (kulthi/kultha)	RF	65	4	905.71			
65	Chikkamagaluru	Kadur	THIMLAPURA	GP	Horse Gram (kulthi/kultha)	RF	130	4	1025.09			
66	Chikkamagaluru	Kadur	TANGLI	GP	Horse Gram (kulthi/kultha)	RF	39			Hobli Level	36	942.02
67	Chikkamagaluru	Kadur	DEVANUR	GP	Horse Gram (kulthi/kultha)	RF	85	4	797.47			
68	Chikkamagaluru	Kadur	NAGARALU	GP	Horse Gram (kulthi/kultha)	RF	82	4	991.98			
69	Chikkamagaluru	Kadur	NAGENAHALLI	GP	Horse Gram (kulthi/kultha)	RF	90	4	824.53			
70	Chikkamagaluru	Kadur	NIDAGHATTA	GP	Horse Gram (kulthi/kultha)	RF	93	4	935.95			
71	Chikkamagaluru	Kadur	NIDUVALLI	GP	Horse Gram (kulthi/kultha)	RF	158	4	996.44			
72	Chikkamagaluru	Kadur	PATTANAGERE	GP	Horse Gram (kulthi/kultha)	RF	34	4	330.93			
73	Chikkamagaluru	Kadur	PILLENAHALLI	GP	Horse Gram (kulthi/kultha)	RF	68	4	1258.76			
74	Chikkamagaluru	Kadur	PURA	GP	Horse Gram (kulthi/kultha)	RF	112	4	1464.41			
75	Chikkamagaluru	Kadur	PANCHANAHALLI	GP	Horse Gram (kulthi/kultha)	RF	115	4	457.79			

97

Government of Karnataka
Directorate of Economics and Statistics
GP Level Average Yield data for Rabi season 2017-18

S.N	District	Taluk	Insurance Unit (hobli/ GP)	GP/ HOBLI	Crop	IRR_Rf	Area_S own_H a	No_CCEs_Conducted	Average Yield(Kg/Ha)	Name_Of_Higher_Level	No_cce_Conducted_Higher	Higher Average Yield(Kg/Ha)
90	Chikkamagaluru	Kadur	SINGATAGERE	GP	Horse Gram (kulthi/kultha)	RF	110	4	961.51			
91	Chikkamagaluru	Kadur	SOMANAHALLI	GP	Horse Gram (kulthi/kultha)	RF	91	4	549.79			
92	Chikkamagaluru	Kadur	HIRENALLUR	GP	Horse Gram (kulthi/kultha)	RF	98	4	786.33			
93	Chikkamagaluru	Kadur	HULLEHALLI	GP	Horse Gram (kulthi/kultha)	RF	83	4	588.95			
94	Chikkamagaluru	Kadur	HOCHIHALLI	GP	Horse Gram (kulthi/kultha)	RF	93	4	822.94			
95	Chikkamagaluru	Kadur	CHOULAHIRIYUR	GP	Horse Gram (kulthi/kultha)	RF	163	4	487.08			


Joint Director
Crop insurance scheme Division
Directorate of Economics and Statistics

Government of Karnataka
Directorate of Economics and Statistics
GP Level Average Yield data for Rabi season 2017-18

S.N	District	Taluk	Insurance Unit (hobli/ GP)	GP/ HOBLI	Crop	IRR_RF	Area_S own_H a	No_CCEs_Conducted	Average Yield(Kg/Ha)	Name_Of_Higher_Level	No_cce_Conducted_Higher	Higher Average Yield(Kg/Ha)
1	Chitradurga	Challakere	THIMMANNANAYAKA NAKOTE	GP	Bengal Gram	RF	0			Hobli Level	4	364.37
2	Chitradurga	Challakere	THIMMAPPAYYANAH ALLI	GP	Bengal Gram	RF	0			Hobli Level	4	706.67
3	Chitradurga	Challakere	CHENNAMMANAGAT HIHALLI	GP	Bengal Gram	RF	0			Hobli Level	26	414.53
4	Chitradurga	Challakere	CHOWLURU	GP	Bengal Gram	RF	0			Hobli Level	4	364.37
5	Chitradurga	Challakere	PAGADALABANDE	GP	Bengal Gram	RF	0			Hobli Level	4	364.37
6	Chitradurga	Challakere	JAJURU	GP	Bengal Gram	RF	0			Hobli Level	4	364.37
7	Chitradurga	Challakere	RAMAJOGIHALLI	GP	Bengal Gram	RF	342	4	742.55			
8	Chitradurga	Challakere	RENUKAPURA	GP	Bengal Gram	RF	0			Hobli Level	4	364.37
9	Chitradurga	Challakere	DODDACHELLUR	GP	Bengal Gram	RF	0			Hobli Level	4	364.37
10	Chitradurga	Challakere	DODDERI	GP	Bengal Gram	RF	0			Hobli Level	22	715.50
11	Chitradurga	Challakere	DEVARAMARIKUNTE	GP	Bengal Gram	RF	2			Hobli Level	26	656.98
12	Chitradurga	Challakere	BUDNAHATTI	GP	Bengal Gram	RF	0			Hobli Level	22	715.50
13	Chitradurga	Challakere	BELAGERE	GP	Bengal Gram	RF	16	4	364.37			
14	Chitradurga	Challakere	NAGARENGERE	GP	Bengal Gram	RF	24	4	640.42			
15	Chitradurga	Challakere	NANNIVALA	GP	Bengal Gram	RF	0			Hobli Level	22	715.50
16	Chitradurga	Challakere	NERALAGUNTE	GP	Bengal Gram	RF	0			Hobli Level	4	706.67

Q:

Government of Karnataka
Directorate of Economics and Statistics
GP Level Average Yield data for Rabi season 2017-18

S.N	District	Taluk	Insurance Unit (hobli/ GP)	GP/ HOBLI	Crop	IRR_RF	Area_S own_H a	No_CCEs_Conducted	Average Yield(Kg/Ha)	Name_Of_Higher_Level	No_cce Conducted_Higher	Higher Average Yield(Kg/Ha)
17	Chitradurga	Challakere	THALAKU	GP	Bengal Gram	RF	0			Hobli Level	4	364.37
18	Chitradurga	Challakere	MEERASABIHALLI	GP	Bengal Gram	RF	1			Hobli Level	22	715.50
19	Chitradurga	Challakere	SIDDESWARANADURGA	GP	Bengal Gram	RF	0			Hobli Level	4	364.37
20	Chitradurga	Challakere	SANIKERE	GP	Bengal Gram	RF	74	4	764.63			
21	Chitradurga	Challakere	SOMAGUDDU	GP	Bengal Gram	RF	538	4	849.10			
22	Chitradurga	Challakere	ABBENAHALLI	GP	Bengal Gram	RF	0			Hobli Level	4	706.67
23	Chitradurga	Challakere	S.MAHADEVAPURA	GP	Bengal Gram	RF	0			Hobli Level	4	706.67
24	Chitradurga	Challakere	GOWDAGERE	GP	Bengal Gram	RF	6	4	706.67			
25	Chitradurga	Challakere	GOPANAHALLI	GP	Bengal Gram	RF	42	4	557.60			
26	Chitradurga	Challakere	THIMMANNANAYAKA NAKOTE	GP	Sorghum (Jowar/Great Millet)	RF	0			Taluk Level	32	553.04
27	Chitradurga	Challakere	CHENNAMMANAGAT HIHALLI	GP	Sorghum (Jowar/Great Millet)	RF	0			Hobli Level	16	519.79
28	Chitradurga	Challakere	CHOWLURU	GP	Sorghum (Jowar/Great Millet)	RF	0			Taluk Level	32	553.04
29	Chitradurga	Challakere	PAGADALABANDE	GP	Sorghum (Jowar/Great Millet)	RF	0			Taluk Level	32	553.04
30	Chitradurga	Challakere	JAJURU	GP	Sorghum (Jowar/Great Millet)	RF	0			Taluk Level	32	553.04
31	Chitradurga	Challakere	RAMAJOGIHALLI	GP	Sorghum (Jowar/Great Millet)	RF	74	4	888.44			
32	Chitradurga	Challakere	RENUKAPURA	GP	Sorghum (Jowar/Great Millet)	RF	0			Hobli Level	4	420.93

Government of Karnataka
Directorate of Economics and Statistics
GP Level Average Yield data for Rabi season 2017-18

S.N	District	Taluk	Insurance Unit (hobli/ GP)	GP/ HOBLI	Crop	IRR_RF	Area_S own_H a	No_CCEs_Conducted	Average Yield(Kg/Ha)	Name_Of_Higher_Level	No_cce Conducted_Higher	Higher Average Yield(Kg/Ha)
33	Chitradurga	Challakere	DODDAULLARTHI	GP	Sorghum (Jowar/Great Millet)	RF	0			Hobli Level	4	420.93
34	Chitradurga	Challakere	DODDACHELLUR	GP	Sorghum (Jowar/Great Millet)	RF	0			Taluk Level	32	553.04
35	Chitradurga	Challakere	DEVAREDDIHALLI	GP	Sorghum (Jowar/Great Millet)	RF	77	4	420.93			
36	Chitradurga	Challakere	OBALAPURA	GP	Sorghum (Jowar/Great Millet)	RF	0			Hobli Level	4	420.93
37	Chitradurga	Challakere	NAGARENGERE	GP	Sorghum (Jowar/Great Millet)	RF	2			Hobli Level	16	519.79
38	Chitradurga	Challakere	NERALAGUNTE	GP	Sorghum (Jowar/Great Millet)	RF	5	4	292.48			
39	Chitradurga	Challakere	MALLURAHALLI	GP	Sorghum (Jowar/Great Millet)	RF	5	4	866.45			
40	Chitradurga	Challakere	SANIKERE	GP	Sorghum (Jowar/Great Millet)	RF	34	4	442.42			
41	Chitradurga	Challakere	SOMAGUDDU	GP	Sorghum (Jowar/Great Millet)	RF	15	4	396.45			
42	Chitradurga	Challakere	GOWDAGERE	GP	Sorghum (Jowar/Great Millet)	RF	5	4	765.29			
43	Chitradurga	Challakere	GOPANAHALLI	GP	Sorghum (Jowar/Great Millet)	RF	14	4	351.86			
44	Chitradurga	Chitradurga	ALGATTA	GP	Bengal Gram	RF	11	4	714.94			
45	Chitradurga	Chitradurga	ANNEHAL	GP	Bengal Gram	RF	6	4	748.07			
46	Chitradurga	Chitradurga	BHARAMASAGARA	GP	Bengal Gram	RF	5			Hobli Level	12	703.90
47	Chitradurga	Chitradurga	BELAGATTA	GP	Bengal Gram	RF	2408	4	828.12			
48	Chitradurga	Chitradurga	BHEEMASAMUDRA	GP	Bengal Gram	RF	5	4	687.34			

Government of Karnataka
Directorate of Economics and Statistics
GP Level Average Yield data for Rabi season 2017-18

S.N	District	Taluk	Insurance Unit (hobli/ GP)	GP/ HOBLI	Crop	IRR_RF	Area_S own_H a	No_CCEs_Conducted	Average Yield(Kg/Ha)	Name_Of Higher_Level	No_cce Conducted Higher	Higher Average Yield(Kg/Ha)
49	Chitradurga	Chitradurga	BOMMENAHALLI	GP	Bengal Gram	RF	9	4	449.95			
50	Chitradurga	Chitradurga	CHIKKABENNURU	GP	Bengal Gram	RF	4	4	817.08			
51	Chitradurga	Chitradurga	CHIKKAGONDANAHALLI	GP	Bengal Gram	RF	425	4	877.81			
52	Chitradurga	Chitradurga	D.S.HALLI	GP	Bengal Gram	RF	3420	4	737.03			
53	Chitradurga	Chitradurga	DYAMAVVANAHALLI	GP	Bengal Gram	RF	3926	4	839.16			
54	Chitradurga	Chitradurga	GONURU	GP	Bengal Gram	RF	201	4	581.34			
55	Chitradurga	Chitradurga	HIREGUNTANOOR	GP	Bengal Gram	RF	4	4	549.32			
56	Chitradurga	Chitradurga	HULLURU	GP	Bengal Gram	RF	14	4	485.83			
57	Chitradurga	Chitradurga	INGALDAL	GP	Bengal Gram	RF	188	4	596.25			
58	Chitradurga	Chitradurga	IYYANHALLI	GP	Bengal Gram	RF	2			Hobli Level	24	560.82
59	Chitradurga	Chitradurga	J.N KOTE	GP	Bengal Gram	RF	679	4	949.58			
60	Chitradurga	Chitradurga	JANAKONDA	GP	Bengal Gram	RF	0			Hobli Level	32	705.97
61	Chitradurga	Chitradurga	KALAGERE	GP	Bengal Gram	RF	0			Hobli Level	12	703.90
62	Chitradurga	Chitradurga	KOGUNDE	GP	Bengal Gram	RF	4			Hobli Level	12	703.90
63	Chitradurga	Chitradurga	KOLAHAL	GP	Bengal Gram	RF	1			Hobli Level	12	703.90
64	Chitradurga	Chitradurga	KUNABEVU	GP	Bengal Gram	RF	1125	4	662.50			

Government of Karnataka
Directorate of Economics and Statistics
GP Level Average Yield data for Rabi season 2017-18

S.N	District	Taluk	Insurance Unit (hobli/ GP)	GP/ HOBLI	Crop	IRR_RF	Area_S own_H a	No_CCEs_Conducted	Average Yield(Kg/Ha)	Name_Of_Higher_Level	No_cce_Conducted_Higher	Higher Average Yield(Kg/Ha)
65	Chitradurga	Chitradurga	LAKSHMISAGARA	GP	Bengal Gram	RF	3			Hobli Level	24	560.82
66	Chitradurga	Chitradurga	M.K.HATTI	GP	Bengal Gram	RF	0			Hobli Level	56	633.40
67	Chitradurga	Chitradurga	MADAKARIPURA	GP	Bengal Gram	RF	354	4	638.76			
68	Chitradurga	Chitradurga	MADANAYAKANAHALI	GP	Bengal Gram	RF	1427	4	524.48			
69	Chitradurga	Chitradurga	MUDDAPURA	GP	Bengal Gram	RF	197	4	808.80			
70	Chitradurga	Chitradurga	SIDDAPURA	GP	Bengal Gram	RF	0			Hobli Level	32	705.97
71	Chitradurga	Chitradurga	SIRIGERE	GP	Bengal Gram	RF	0			Hobli Level	12	703.90
72	Chitradurga	Chitradurga	SONDEKOLA	GP	Bengal Gram	RF	170	4	557.60			
73	Chitradurga	Chitradurga	TURUVANOOOR	GP	Bengal Gram	RF	1894	4	913.69			
74	Chitradurga	Chitradurga	YALAGODU	GP	Bengal Gram	RF	35	4	535.52			
75	Chitradurga	Hiiriyur	BABBUR	GP	Bengal Gram	RF	564	4	988.22			
76	Chitradurga	Hiiriyur	HARIYABBE	GP	Bengal Gram	RF	0			Hobli Level	16	796.31
77	Chitradurga	Hiiriyur	BURUJINAROPPA	GP	Bengal Gram	RF	1225	4	701.97			
78	Chitradurga	Hiiriyur	HOSAYALANADU	GP	Bengal Gram	RF	0			Hobli Level	8	843.30
79	Chitradurga	Hiiriyur	RANGANATHAPURA	GP	Bengal Gram	RF	0			Hobli Level	22	664.99
80	Chitradurga	Hiiriyur	METIKURKE	GP	Bengal Gram	RF	1278	4	398.60			

Government of Karnataka
Directorate of Economics and Statistics
GP Level Average Yield data for Rabi season 2017-18

S.N	District	Taluk	Insurance Unit (hobli/ GP)	GP/ HOBLI	Crop	IRR_RRF	Area_Sown_Ha	No_CCEs_Conducted	Average Yield(Kg/Ha)	Name_Of_Higher_Level	No_cce_Conducted_Higher	Higher Average Yield(Kg/Ha)
81	Chitradurga	Hiiriyur	MASKAL	GP	Bengal Gram	RF	0			Hobli Level	8	843.30
82	Chitradurga	Hiiriyur	DHARMAPURA	GP	Bengal Gram	RF	2			Hobli Level	16	796.31
83	Chitradurga	Hiiriyur	IKKANURU	GP	Bengal Gram	RF	1			Hobli Level	16	796.31
84	Chitradurga	Hiiriyur	GOWDANAHALLI	GP	Bengal Gram	RF	13			Hobli Level	22	664.99
85	Chitradurga	Hiiriyur	YALLADAKERE	GP	Bengal Gram	RF	44	4	645.93			
86	Chitradurga	Hiiriyur	KASTHURIRANGAPP ANAHALLI	GP	Bengal Gram	RF	35			Hobli Level	30	724.42
87	Chitradurga	Hiiriyur	KUNIKERE	GP	Bengal Gram	RF	1			Hobli Level	8	843.30
88	Chitradurga	Hiiriyur	KANAJANAHALLI	GP	Bengal Gram	RF	9	4	883.33			
89	Chitradurga	Hiiriyur	ADIVALA	GP	Bengal Gram	RF	1			Hobli Level	30	754.14
90	Chitradurga	Hiiriyur	SURAGONDANAHALLI	GP	Bengal Gram	RF	1268	4	607.29			
91	Chitradurga	Hiiriyur	VANIVILASAPURA	GP	Bengal Gram	RF	0			Hobli Level	8	843.30
92	Chitradurga	Hiiriyur	M.D.KOTE	GP	Bengal Gram	RF	1612	4	607.29			
93	Chitradurga	Hiiriyur	KARIYALA	GP	Bengal Gram	RF	14	4	563.12			
94	Chitradurga	Hiiriyur	UDUVALLI	GP	Bengal Gram	RF	1			Hobli Level	30	825.47
95	Chitradurga	Hiiriyur	ESHWARAGERE	GP	Bengal Gram	RF	3	4	781.08			
96	Chitradurga	Hiiriyur	RANGENAHALLI	GP	Bengal Gram	RF	2	4	1018.59			

Government of Karnataka
Directorate of Economics and Statistics
GP Level Average Yield data for Rabi season 2017-18

S.N	District	Taluk	Insurance Unit (hobli/ GP)	GP/HOBLI	Crop	IRR_RF	Area_S own_H a	No_CCEs_Conducted	Average Yield(Kg/Ha)	Name_Of_Higher_Level	No_cce_Conducted_Higher	Higher Average Yield(Kg/Ha)
97	Chitradurga	Hiiriyur	ABBINAHOLE	GP	Bengal Gram	RF	7			Hobli Level	16	796.31
98	Chitradurga	Hiiriyur	DINDAVARA	GP	Bengal Gram	RF	46	4	971.66			
99	Chitradurga	Hiiriyur	KHANDENAHALLI	GP	Bengal Gram	RF	1			Hobli Level	16	796.31
100	Chitradurga	Hiiriyur	JAVANAGONDANAHALLI	GP	Bengal Gram	RF	14	4	565.88			
101	Chitradurga	Hiiriyur	YARABALLI	GP	Bengal Gram	RF	1575	4	888.85			
102	Chitradurga	Hiiriyur	MARADIHALLI	GP	Bengal Gram	RF	1212	4	535.52			
103	Chitradurga	Hiiriyur	P.D.KOTE	GP	Bengal Gram	RF	0			Hobli Level	16	796.31
104	Chitradurga	Hiiriyur	GANNAYAKANAHALLI	GP	Bengal Gram	RF	997	4	737.03			
105	Chitradurga	Hiiriyur	HARTHIKOTE	GP	Bengal Gram	RF	1208	4	458.23			
106	Chitradurga	Hiiriyur	IMANGALA	GP	Bengal Gram	RF	913	4	532.76			
107	Chitradurga	Hiiriyur	BABBUR	GP	Sorghum (Jowar/Great Millet)	RF	187	4	777.83			
108	Chitradurga	Hiiriyur	HARIYABBE	GP	Sorghum (Jowar/Great Millet)	RF	0			Hobli Level	14	383.51
109	Chitradurga	Hiiriyur	BURUJINAROPPA	GP	Sorghum (Jowar/Great Millet)	RF	55	4	680.95			
110	Chitradurga	Hiiriyur	HOSAYALANADU	GP	Sorghum (Jowar/Great Millet)	RF	1			Hobli Level	25	603.24
111	Chitradurga	Hiiriyur	RANGANATHAPURA	GP	Sorghum (Jowar/Great Millet)	RF	1			Hobli Level	20	852.06
112	Chitradurga	Hiiriyur	METIKURKE	GP	Sorghum (Jowar/Great Millet)	RF	469	4	791.68			

Government of Karnataka
Directorate of Economics and Statistics
GP Level Average Yield data for Rabi season 2017-18

S.N	District	Taluk	Insurance Unit (hobli/ GP)	GP/ HOBLI	Crop	IRR_RF	Area_S own_H a	No_CCEs_Conducted	Average Yield(Kg/Ha)	Name_Of Higher_Level	No_cce Conducted_Higher	Higher Average Yield(Kg/Ha)
113	Chitradurga	Hiiriyur	MASKAL	GP	Sorghum (Jowar/Great Millet)	RF	76	4	606.20			
114	Chitradurga	Hiiriyur	DHARMAPURA	GP	Sorghum (Jowar/Great Millet)	RF	1			Hobli Level	14	383.51
115	Chitradurga	Hiiriyur	IKKANURU	GP	Sorghum (Jowar/Great Millet)	RF	48	4	317.48			
116	Chitradurga	Hiiriyur	GOWDANAHALLI	GP	Sorghum (Jowar/Great Millet)	RF	2	4	909.63			
117	Chitradurga	Hiiriyur	YALLADAKERE	GP	Sorghum (Jowar/Great Millet)	RF	260	4	1093.42			
118	Chitradurga	Hiiriyur	KASTHURIRANGAPP ANAHALLI	GP	Sorghum (Jowar/Great Millet)	RF	2	4	729.87			
119	Chitradurga	Hiiriyur	KUNIKERE	GP	Sorghum (Jowar/Great Millet)	RF	545			Hobli Level	25	603.24
120	Chitradurga	Hiiriyur	KANAJANAHALLI	GP	Sorghum (Jowar/Great Millet)	RF	0			Hobli Level	14	383.51
121	Chitradurga	Hiiriyur	ADIVALA	GP	Sorghum (Jowar/Great Millet)	RF	181			Hobli Level	45	727.65
122	Chitradurga	Hiiriyur	SURAGONDANAHALLI	GP	Sorghum (Jowar/Great Millet)	RF	352	4	635.97			
123	Chitradurga	Hiiriyur	VANIVILASAPURA	GP	Sorghum (Jowar/Great Millet)	RF	214	4	548.77			
124	Chitradurga	Hiiriyur	M.D.KOTE	GP	Sorghum (Jowar/Great Millet)	RF	203	4	422.67			
125	Chitradurga	Hiiriyur	KARIYALA	GP	Sorghum (Jowar/Great Millet)	RF	7			Hobli Level	20	852.06
126	Chitradurga	Hiiriyur	UDUVALLI	GP	Sorghum (Jowar/Great Millet)	RF	403	4	544.94			
127	Chitradurga	Hiiriyur	ESHWARAGERE	GP	Sorghum (Jowar/Great Millet)	RF	21			Hobli Level	34	500.64

Government of Karnataka
Directorate of Economics and Statistics
GP Level Average Yield data for Rabi season 2017-18

S.N	District	Taluk	Insurance Unit (hobli/ GP)	GP/ HOBLI	Crop	IRR_RF	Area_S own_H a	No_CCEs_Conducted	Average Yield(Kg/Ha)	Name_Of Higher_Level	No_cce Conducted_Higher	Higher Average Yield(Kg/Ha)
128	Chitradurga	Hiiriyur	RANGENAHALLI	GP	Sorghum (Jowar/Great Millet)	RF	3			Hobli Level	14	383.51
129	Chitradurga	Hiiriyur	ABBINAHOLE	GP	Sorghum (Jowar/Great Millet)	RF	0			Hobli Level	14	383.51
130	Chitradurga	Hiiriyur	DINDAVARA	GP	Sorghum (Jowar/Great Millet)	RF	1			Hobli Level	20	852.06
131	Chitradurga	Hiiriyur	KHANDENAHALLI	GP	Sorghum (Jowar/Great Millet)	RF	0			Hobli Level	14	383.51
132	Chitradurga	Hiiriyur	JAVANAGONDANAHALLI	GP	Sorghum (Jowar/Great Millet)	RF	111	4	1023.59			
133	Chitradurga	Hiiriyur	YARABALLI	GP	Sorghum (Jowar/Great Millet)	RF	89			Hobli Level	35	680.47
134	Chitradurga	Hiiriyur	MARADIHALLI	GP	Sorghum (Jowar/Great Millet)	RF	45	4	752.24			
135	Chitradurga	Hiiriyur	P.D.KOTE	GP	Sorghum (Jowar/Great Millet)	RF	18	4	516.23			
136	Chitradurga	Hiiriyur	GANNAYAKANAHALLI	GP	Sorghum (Jowar/Great Millet)	RF	387	4	872.07			
137	Chitradurga	Hiiriyur	HARTHIKOTE	GP	Sorghum (Jowar/Great Millet)	RF	283	4	743.30			
138	Chitradurga	Hiiriyur	IMANGALA	GP	Sorghum (Jowar/Great Millet)	RF	279	4	523.53			
139	Chitradurga	Holalkere	ADANUR	GP	Bengal Gram	RF	2			Hobli Level	14	746.67
140	Chitradurga	Holalkere	ANDANURU	GP	Bengal Gram	RF	0			Taluk Level	61	1105.81
141	Chitradurga	Holalkere	AREHALLI	GP	Bengal Gram	RF	5	4	797.76			
142	Chitradurga	Holalkere	BIDARAKERE	GP	Bengal Gram	RF	58	4	1370.26			

Government of Karnataka
Directorate of Economics and Statistics
GP Level Average Yield data for Rabi season 2017-18

S.N	District	Taluk	Insurance Unit (hobli/ GP)	GP/HOBLI	Crop	IRR_RF	Area_S own_H a	No_CCEs_Conducted	Average Yield(Kg/Ha)	Name_Of Higher_Level	No_cce Conducted_Higher	Higher Average Yield(Kg/Ha)
143	Chitradurga	Holalkere	DUMMY	GP	Bengal Gram	RF	90	4	1474.06			
144	Chitradurga	Holalkere	GANGASAMUDRA	GP	Bengal Gram	RF	117	4	1322.23			
145	Chitradurga	Holalkere	GUNDERI	GP	Bengal Gram	RF	40	4	618.50			
146	Chitradurga	Holalkere	H.D.PURA	GP	Bengal Gram	RF	3	4	855.73			
147	Chitradurga	Holalkere	MALLADHIHALLI	GP	Bengal Gram	RF	103			Hobli Level	35	1287.89
148	Chitradurga	Holalkere	MUTHUGADURU	GP	Bengal Gram	RF	0			Taluk Level	61	1105.81
149	Chitradurga	Holalkere	N.G.HALLI	GP	Bengal Gram	RF	18	4	993.75			
150	Chitradurga	Holalkere	R.NULENURU	GP	Bengal Gram	RF	182	4	1835.67			
151	Chitradurga	Holalkere	RAMAGIRI	GP	Bengal Gram	RF	269	4	869.52			
152	Chitradurga	Holalkere	SHIVAPURA	GP	Bengal Gram	RF	8	4	910.93			
153	Chitradurga	Holalkere	T.NULENURU	GP	Bengal Gram	RF	0			Hobli Level	12	993.74
154	Chitradurga	Holalkere	TALIKATTE	GP	Bengal Gram	RF	229	4	1821.87			
155	Chitradurga	Holalkere	TEKALAVATTI	GP	Bengal Gram	RF	5	4	1076.56			
156	Chitradurga	Holalkere	TUPPADHALLI	GP	Bengal Gram	RF	38	4	971.66			
157	Chitradurga	Holalkere	UPPARIGENAHALLI	GP	Bengal Gram	RF	33	4	1048.95			
158	Chitradurga	Holalkere	VISHWANATHANAHALLI	GP	Bengal Gram	RF	0			Hobli Level	14	746.67

Government of Karnataka
Directorate of Economics and Statistics
GP Level Average Yield data for Rabi season 2017-18

S.N	District	Taluk	Insurance Unit (hobli/ GP)	GP/ HOBLI	Crop	IRR_RF	Area_S own_H a	No_CCEs_Conducted	Average Yield(Kg/Ha)	Name_Of_Higher_Level	No_cce Conducted_Higher	Higher Average Yield(Kg/Ha)
159	Chitradurga	Molakalmur	B.G KERE	GP	Maize (Makka)	IRR	36			Hobli Level	22	4011.80
160	Chitradurga	Molakalmur	KONASAGARA	GP	Maize (Makka)	IRR	6			Hobli Level	22	4011.80
161	Chitradurga	Molakalmur	J B HALLI	GP	Maize (Makka)	IRR	137	4	3426.99			
162	Chitradurga	Molakalmur	RAYAPURA	GP	Maize (Makka)	IRR	38	4	2741.59			
163	Chitradurga	Molakalmur	RAMPURA	GP	Maize (Makka)	IRR	42	4	5625.71			
164	Chitradurga	Molakalmur	DEVASAMUDRA	GP	Maize (Makka)	IRR	70	4	6947.00			
165	Chitradurga	Molakalmur	TAMMENAHALI	GP	Maize (Makka)	IRR	39	4	3456.37			
166	Chitradurga	Molakalmur	TUMAKURLAHALLI	GP	Maize (Makka)	IRR	55	4	4802.68			
167	Chitradurga	Molakalmur	HIREHALLI	GP	Maize (Makka)	IRR	13	4	3759.90			
168	Chitradurga	Molakalmur	HANAGAL	GP	Maize (Makka)	IRR	6	4	5218.82			


Joint Director
Crop insurance scheme Division
Directorate of Economics and Statistics

Government of Karnataka
Directorate of Economics and Statistics
GP Level Average Yield data for Rabi season 2017-18

S.N	District	Taluk	Insurance Unit (hobli/ GP)	GP/ HOBLI	Crop	IRR_RF	Area_S own_H a	No_CCEs_Conducted	Average Yield(Kg/Ha)	Name_Of_Higher_Level	No_cce_Conducted_Higher	Higher Average Yield(Kg/Ha)
1	DakshinaKannada	Bantwal	ALIKE	GP	PADDY	IRR	14			Hobli Level	55	4071.90
2	DakshinaKannada	Bantwal	AMTADY	GP	PADDY	IRR	62	4	5100.98			
3	DakshinaKannada	Bantwal	ANANTHADY	GP	PADDY	IRR	39	4	2941.50			
4	DakshinaKannada	Bantwal	BADAGABELLUR	GP	PADDY	IRR	96	4	2957.75			
5	DakshinaKannada	Bantwal	BADAGAKAJEKAR	GP	PADDY	IRR	38	4	3569.46			
6	DakshinaKannada	Bantwal	BALTHILA	GP	PADDY	IRR	47	4	2769.48			
7	DakshinaKannada	Bantwal	BALEPUNI	GP	PADDY	IRR	2			Hobli Level	74	4487.32
8	DakshinaKannada	Bantwal	GOLTHAMAJAL	GP	PADDY	IRR	74	4	3683.82			
9	DakshinaKannada	Bantwal	CHENNAITHODI	GP	PADDY	IRR	120	4	4190.24			
10	DakshinaKannada	Bantwal	IDKIDU	GP	PADDY	IRR	74	4	4026.87			
11	DakshinaKannada	Bantwal	IRA	GP	PADDY	IRR	38			Hobli Level	74	4487.32
12	DakshinaKannada	Bantwal	KADESHWALYA	GP	PADDY	IRR	19	4	5134.47			
13	DakshinaKannada	Bantwal	KAROPADI	GP	PADDY	IRR	24	4	3910.07			
14	DakshinaKannada	Bantwal	KANYANA	GP	PADDY	IRR	9	4	4631.31			
15	DakshinaKannada	Bantwal	KEPU	GP	PADDY	IRR	61	4	4830.61			

Q7:

Government of Karnataka
Directorate of Economics and Statistics
GP Level Average Yield data for Rabi season 2017-18

S.N	District	Taluk	Insurance Unit (hobli/ GP)	GP/ HOBLI	Crop	IRR_Rf	Area_S own_H a	No_CCEs_Conducted	Average Yield(Kg/Ha)	Name_Of_Higher_Level	No_cce_Conducted_Higher	Higher Average Yield(Kg/Ha)
16	DakshinaKannada	Bantwal	KARIANGALA	GP	PADDY	IRR	42	4	3892.10			
17	DakshinaKannada	Bantwal	KURNAD	GP	PADDY	IRR	21	4	2966.65			
18	DakshinaKannada	Bantwal	KEDILA	GP	PADDY	IRR	0			Hobli Level	55	4071.90
19	DakshinaKannada	Bantwal	KUKKIPADI	GP	PADDY	IRR	66	4	4255.58			
20	DakshinaKannada	Bantwal	MANCHI	GP	PADDY	IRR	47	4	3965.62			
21	DakshinaKannada	Bantwal	MANI	GP	PADDY	IRR	0			Hobli Level	55	4071.90
22	DakshinaKannada	Bantwal	MERAMAJALU	GP	PADDY	IRR	49	4	3894.55			
23	DakshinaKannada	Bantwal	NARIKOMBU	GP	PADDY	IRR	107	4	7488.11			
24	DakshinaKannada	Bantwal	NARINGANA	GP	PADDY	IRR	0			Hobli Level	74	4487.32
25	DakshinaKannada	Bantwal	NAVOORU	GP	PADDY	IRR	39	4	3336.26			
26	DakshinaKannada	Bantwal	KAVALAPADURU	GP	PADDY	IRR	46	4	4925.36			
27	DakshinaKannada	Bantwal	PANJIKALLU	GP	PADDY	IRR	95	4	4035.04			
28	DakshinaKannada	Bantwal	PAJIRU	GP	PADDY	IRR	15	4	5417.16			
29	DakshinaKannada	Bantwal	PUDU	GP	PADDY	IRR	26	4	4414.86			
30	DakshinaKannada	Bantwal	PUNACHA	GP	PADDY	IRR	39	4	3165.14			

Government of Karnataka
Directorate of Economics and Statistics
GP Level Average Yield data for Rabi season 2017-18

S.N	District	Taluk	Insurance Unit (hobli/ GP)	GP/ HOBLI	Crop	IRR_Rf	Area_S own_H a	No_CCEs_Conducted	Average Yield(Kg/Ha)	Name_Of_Higher_Level	No_cce Conducted_Higher	Higher Average Yield(Kg/Ha)
31	DakshinaKannada	Bantwal	KOLNADU	GP	PADDY	IRR	35	4	4310.47			
32	DakshinaKannada	Bantwal	PILATHABETTU	GP	PADDY	IRR	83	4	7343.94			
33	DakshinaKannada	Bantwal	PERNE	GP	PADDY	IRR	95	4	4734.23			
34	DakshinaKannada	Bantwal	RAYEE	GP	PADDY	IRR	51	4	5638.61			
35	DakshinaKannada	Bantwal	SAJIPANADU	GP	PADDY	IRR	46	4	4800.39			
36	DakshinaKannada	Bantwal	SAJIPAMOODA	GP	PADDY	IRR	77	4	4891.06			
37	DakshinaKannada	Bantwal	SAJIPAMUNNURU	GP	PADDY	IRR	58	4	5783.01			
38	DakshinaKannada	Bantwal	SARAPADI	GP	PADDY	IRR	19	4	4165.73			
39	DakshinaKannada	Bantwal	SANGABETTU	GP	PADDY	IRR	57			Hobli Level	58	4492.78
40	DakshinaKannada	Bantwal	PERUVAI	GP	PADDY	IRR	0			Hobli Level	55	4071.90
41	DakshinaKannada	Bantwal	ULI	GP	PADDY	IRR	30	4	3904.35			
42	DakshinaKannada	Bantwal	THUMBE	GP	PADDY	IRR	1			Hobli Level	74	4487.32
43	DakshinaKannada	Bantwal	VEERAKAMBA	GP	PADDY	IRR	57	4	3818.59			
44	DakshinaKannada	Bantwal	VITLAPADNUR	GP	PADDY	IRR	36			Hobli Level	55	4071.90
45	DakshinaKannada	Bantwal	VITLAMUDNUR	GP	PADDY	IRR	17	4	4096.30			

Government of Karnataka
Directorate of Economics and Statistics
GP Level Average Yield data for Rabi season 2017-18

S.N	District	Taluk	Insurance Unit (hobli/ GP)	GP/ HOBLI	Crop	IRR_ RF	Area_S own_H a	No_CCEs_ Conducted	Average Yield(Kg/Ha)	Name_Of_Higher_Level	No_cce Conducted_Higher	Higher Average Yield(Kg/Ha)
46	DakshinaKannada	Bantwal	ARALA	GP	PADDY	IRR	27	4	6289.44			
47	DakshinaKannada	Bantwal	BARIMARU	GP	PADDY	IRR	47	4	4092.87			
48	DakshinaKannada	Bantwal	BOLANTHURU	GP	PADDY	IRR	0			Hobli Level	55	4071.90
49	DakshinaKannada	Bantwal	IRVATHUR	GP	PADDY	IRR	38	4	2818.00			
50	DakshinaKannada	Bantwal	KALLIGE	GP	PADDY	IRR	47	4	6632.50			
51	DakshinaKannada	Bantwal	MANILA	GP	PADDY	IRR	0			Hobli Level	55	4071.90
52	DakshinaKannada	Bantwal	MANINALKUR	GP	PADDY	IRR	32	4	3103.88			
53	DakshinaKannada	Bantwal	NETLAMUDNUR	GP	PADDY	IRR	12	4	3161.06			
54	DakshinaKannada	Bantwal	PERAJE	GP	PADDY	IRR	16	4	5484.88			
55	DakshinaKannada	Bantwal	SAJIPAPADU	GP	PADDY	IRR	73	4	2695.88			
56	DakshinaKannada	Bantwal	Bantwal (ULB)	GP	PADDY	IRR	90	4	5008.68			
57	DakshinaKannada	Bantwal	Vitla (ULB)	GP	PADDY	IRR	62	4	4361.77			
58	DakshinaKannada	Belthangady	KANIYOORU	GP	PADDY	IRR	91	4	3749.16			
59	DakshinaKannada	Belthangady	KALMANJA	GP	PADDY	IRR	72	4	3817.28			
60	DakshinaKannada	Belthangady	KALIYA	GP	PADDY	IRR	91	4	1850.08			
61	DakshinaKannada	Belthangady	KUKKEDI	GP	PADDY	IRR	89	4	2878.11			

Government of Karnataka
Directorate of Economics and Statistics
GP Level Average Yield data for Rabi season 2017-18

S.N	District	Taluk	Insurance Unit (hobli/ GP)	GP/ HOBLI	Crop	IRR_RF	Area_S own_H a	No_CCEs_Conducted	Average Yield(Kg/Ha)	Name_Of Higher_Level	No_cce Conducted_Higher	Higher Average Yield(Kg/Ha)
62	DakshinaKannada	Belthangady	KUVETTU	GP	PADDY	IRR	96	4	2515.78			
63	DakshinaKannada	Belthangady	KASHIPATNA	GP	PADDY	IRR	77	4	2699.56			
64	DakshinaKannada	Belthangady	KOYYURU	GP	PADDY	IRR	72	4	2270.73			
65	DakshinaKannada	Belthangady	KOKKADA	GP	PADDY	IRR	75	4	2973.19			
66	DakshinaKannada	Belthangady	ARAMBODI	GP	PADDY	IRR	135	4	6616.16			
67	DakshinaKannada	Belthangady	CHARMADI	GP	PADDY	IRR	141	4	2393.26			
68	DakshinaKannada	Belthangady	PATRAMI	GP	PADDY	IRR	75	4	4492.46			
69	DakshinaKannada	Belthangady	PADANGADI	GP	PADDY	IRR	111	4	4421.40			
70	DakshinaKannada	Belthangady	PUDUVETTU	GP	PADDY	IRR	75	4	3387.64			
71	DakshinaKannada	Belthangady	DHARMASTHALA	GP	PADDY	IRR	73	4	1991.38			
72	DakshinaKannada	Belthangady	UJIRE	GP	PADDY	IRR	108	4	2670.97			
73	DakshinaKannada	Belthangady	INDABETTU	GP	PADDY	IRR	81	4	4547.51			
74	DakshinaKannada	Belthangady	ILANTHILA	GP	PADDY	IRR	21	4	2785.32			
75	DakshinaKannada	Belthangady	BANDARU	GP	PADDY	IRR	106	4	3883.93			
76	DakshinaKannada	Belthangady	BALANJA	GP	PADDY	IRR	145	4	3749.16			
77	DakshinaKannada	Belthangady	BARYA	GP	PADDY	IRR	139	4	2401.42			

97

Government of Karnataka
Directorate of Economics and Statistics
GP Level Average Yield data for Rabi season 2017-18

S.N	District	Taluk	Insurance Unit (hobli/ GP)	GP/ HOBLI	Crop	IRR_ RF	Area_ S own_ H a	No_ CCEs_ Conducted	Average Yield(Kg/Ha)	Name_ Of_ Higher_ Le vel	No_ cce Conducted_ Higher	Higher Average Yield(Kg/Ha)
78	DakshinaKannada	Belthangady	BELALU	GP	PADDY	IRR	75	4	4039.12			
79	DakshinaKannada	Belthangady	NADA	GP	PADDY	IRR	126	4	3168.41			
80	DakshinaKannada	Belthangady	NARAVI	GP	PADDY	IRR	91	4	4271.51			
81	DakshinaKannada	Belthangady	NERIYA	GP	PADDY	IRR	76	4	1858.25			
82	DakshinaKannada	Belthangady	THANNIRUPANTHA	GP	PADDY	IRR	92	4	2138.41			
83	DakshinaKannada	Belthangady	MALADI	GP	PADDY	IRR	110	4	2572.95			
84	DakshinaKannada	Belthangady	MARODI	GP	PADDY	IRR	113	4	3749.16			
85	DakshinaKannada	Belthangady	MADANTHYARU	GP	PADDY	IRR	95	4	3455.11			
86	DakshinaKannada	Belthangady	MALAVANTHIGE	GP	PADDY	IRR	50	4	2956.85			
87	DakshinaKannada	Belthangady	MUNDAJE	GP	PADDY	IRR	30	4	3112.05			
88	DakshinaKannada	Belthangady	MACHINA	GP	PADDY	IRR	75	4	2669.83			
89	DakshinaKannada	Belthangady	LAILA	GP	PADDY	IRR	56	4	2666.89			
90	DakshinaKannada	Belthangady	MITHABAGILU	GP	PADDY	IRR	53	4	2756.73			
91	DakshinaKannada	Belthangady	VENOORU	GP	PADDY	IRR	207	4	3205.98			
92	DakshinaKannada	Belthangady	MELANTHABETTU	GP	PADDY	IRR	166	4	2646.47			
93	DakshinaKannada	Belthangady	SHIBAJE	GP	PADDY	IRR	21	4	4263.75			

81

Government of Karnataka
Directorate of Economics and Statistics
GP Level Average Yield data for Rabi season 2017-18

S.N	District	Taluk	Insurance Unit (hobli/ GP)	GP/ HOBLI	Crop	IRR_RF	Area_S own_H a	No_CCEs_Conducted	Average Yield(Kg/Ha)	Name_Of Higher_Level	No_cce Conducted_Higher	Higher Average Yield(Kg/Ha)
94	DakshinaKannada	Belthangady	SHIRLALU	GP	PADDY	IRR	118	4	3161.06			
95	DakshinaKannada	Belthangady	ANDINJE	GP	PADDY	IRR	132	4	3185.56			
96	DakshinaKannada	Belthangady	ARASINAMAKKI	GP	PADDY	IRR	70	4	3683.82			
97	DakshinaKannada	Belthangady	ALADANGADI	GP	PADDY	IRR	127	4	4665.05			
98	DakshinaKannada	Belthangady	HOSANGADI	GP	PADDY	IRR	126	4	3050.79			
99	DakshinaKannada	Belthangady	NIDLE	GP	PADDY	IRR	51	4	4819.18			
100	DakshinaKannada	Belthangady	KADIRUDYAVARA	GP	PADDY	IRR	49	4	5056.05			
101	DakshinaKannada	Belthangady	KALANJA	GP	PADDY	IRR	75	4	3087.54			
102	DakshinaKannada	Belthangady	NAVOORU	GP	PADDY	IRR	52	4	4418.94			
103	DakshinaKannada	Belthangady	SULKERI	GP	PADDY	IRR	86	4	3626.64			
104	DakshinaKannada	Belthangady	THEKKARU	GP	PADDY	IRR	0			Hobli Level	70	3254.73
105	DakshinaKannada	Belthangady	Belthangadi(ULB)	GP	PADDY	IRR	59	4	4043.21			
106	DakshinaKannada	Mangalore	KANDAVARA	GP	PADDY	IRR	0			Hobli Level	20	4537.64
107	DakshinaKannada	Mangalore	KALLAMUNDKUR	GP	PADDY	IRR	108	4	4041.58			
108	DakshinaKannada	Mangalore	KUPPEPADAV	GP	PADDY	IRR	44	4	3879.85			
109	DakshinaKannada	Mangalore	KEMRAL	GP	PADDY	IRR	16	4	4182.07			

Q1

Government of Karnataka
Directorate of Economics and Statistics
GP Level Average Yield data for Rabi season 2017-18

S.N	District	Taluk	Insurance Unit (hobli/ GP)	GP/ HOBLI	Crop	IRR_ RF	Area_ S own_ H a	No_ CCEs_ Conducted	Average Yield(Kg/Ha)	Name_ Of_ Higher_ Le vel	No_ cce Conducted_ Higher	Higher Average Yield(Kg/Ha)
110	DakshinaKannada	Mangalore	KONAJE	GP	PADDY	IRR	6	4	3585.80			
111	DakshinaKannada	Mangalore	KINYA	GP	PADDY	IRR	0			Hobli Level	4	3585.80
112	DakshinaKannada	Mangalore	KILPADI	GP	PADDY	IRR	0			Hobli Level	32	4807.06
113	DakshinaKannada	Mangalore	KINNIGOLI	GP	PADDY	IRR	8	4	5787.10			
114	DakshinaKannada	Mangalore	CHELAIRU	GP	PADDY	IRR	8	4	5979.05			
115	DakshinaKannada	Mangalore	PADUPANAMBUR	GP	PADDY	IRR	3	4	3704.23			
116	DakshinaKannada	Mangalore	PADUPERAR	GP	PADDY	IRR	0			Hobli Level	20	4537.64
117	DakshinaKannada	Mangalore	PADUMARNAD	GP	PADDY	IRR	83	4	5007.04			
118	DakshinaKannada	Mangalore	PUTTIGE	GP	PADDY	IRR	80	4	6379.78			
119	DakshinaKannada	Mangalore	PALADKA	GP	PADDY	IRR	105	4	3774.48			
120	DakshinaKannada	Mangalore	PAVOOR	GP	PADDY	IRR	0			Hobli Level	4	3585.80
121	DakshinaKannada	Mangalore	JOKATTE	GP	PADDY	IRR	0			Hobli Level	20	4929.61
122	DakshinaKannada	Mangalore	DAREGUDDE	GP	PADDY	IRR	160	4	3022.20			
123	DakshinaKannada	Mangalore	ULAIBETTU	GP	PADDY	IRR	0			Hobli Level	20	4537.64
124	DakshinaKannada	Mangalore	BALKUNJE	GP	PADDY	IRR	19	4	4492.46			
125	DakshinaKannada	Mangalore	BELMA	GP	PADDY	IRR	0			Hobli Level	4	3585.80

Government of Karnataka
Directorate of Economics and Statistics
GP Level Average Yield data for Rabi season 2017-18

S.N	District	Taluk	Insurance Unit (hobli/ GP)	GP/ HOBLI	Crop	IRR_RF	Area_S own_H a	No_CCEs_Conducted	Average Yield(Kg/Ha)	Name_Of_Higher_Level	No_cce_Conducted_Higher	Higher Average Yield(Kg/Ha)
126	DakshinaKannada	Mangalore	BELUVAI	GP	PADDY	IRR	85	4	5415.45			
127	DakshinaKannada	Mangalore	BOLIYAR	GP	PADDY	IRR	0			Hobli Level	4	3585.80
128	DakshinaKannada	Mangalore	NELLIKARU	GP	PADDY	IRR	113	4	1993.43			
129	DakshinaKannada	Mangalore	TALAPADY	GP	PADDY	IRR	0			Hobli Level	4	3585.80
130	DakshinaKannada	Mangalore	TENKAMIJARU	GP	PADDY	IRR	103	4	4155.93			
131	DakshinaKannada	Mangalore	MALAVURU	GP	PADDY	IRR	2	4	4578.22			
132	DakshinaKannada	Mangalore	MUCHURU	GP	PADDY	IRR	0			Hobli Level	20	4537.64
133	DakshinaKannada	Mangalore	MOODUSHEDDE	GP	PADDY	IRR	0			Hobli Level	20	4929.61
134	DakshinaKannada	Mangalore	MENNABETTU	GP	PADDY	IRR	2	4	3595.85			
135	DakshinaKannada	Mangalore	SHIRTHADY	GP	PADDY	IRR	111	4	3777.75			
136	DakshinaKannada	Mangalore	GANJIMATA	GP	PADDY	IRR	0			Hobli Level	20	4537.64
137	DakshinaKannada	Mangalore	GURUPURA	GP	PADDY	IRR	0			Hobli Level	20	4537.64
138	DakshinaKannada	Mangalore	SURINJE	GP	PADDY	IRR	16	4	4933.53			
139	DakshinaKannada	Mangalore	SOMESHWARA	GP	PADDY	IRR	0			Hobli Level	4	3585.80
140	DakshinaKannada	Mangalore	ADYAR	GP	PADDY	IRR	16	4	4255.58			
141	DakshinaKannada	Mangalore	AMBLAMOGRU	GP	PADDY	IRR	0			Hobli Level	4	3585.80

Government of Karnataka
Directorate of Economics and Statistics
GP Level Average Yield data for Rabi season 2017-18

S.N	District	Taluk	Insurance Unit (hobli/ GP)	GP/ HOBLI	Crop	IRR_ RF	Area_S own_H a	No_CCEs_ Conducted	Average Yield(Kg/Ha)	Name_Of Higher_Level	No_cce Conducted_Higher	Higher Average Yield(Kg/Ha)
142	DakshinaKannada	Mangalore	HAREKALA	GP	PADDY	IRR	0			Hobli Level	4	3585.80
143	DakshinaKannada	Mangalore	HOSABETTU	GP	PADDY	IRR	72	4	5892.79			
144	DakshinaKannada	Mangalore	AIKALA	GP	PADDY	IRR	10	4	6088.51			
145	DakshinaKannada	Mangalore	NEERMARGA	GP	PADDY	IRR	34	4	6420.13			
146	DakshinaKannada	Mangalore	YEKKARU	GP	PADDY	IRR	18	4	4966.21			
147	DakshinaKannada	Mangalore	YEDAPADAVU	GP	PADDY	IRR	21	4	4676.24			
148	DakshinaKannada	Mangalore	ATHIKARI BETTU	GP	PADDY	IRR	6	4	4182.07			
149	DakshinaKannada	Mangalore	BADAGAYEDAPADAVU	GP	PADDY	IRR	0			Hobli Level	20	4537.64
150	DakshinaKannada	Mangalore	IRUVAIL	GP	PADDY	IRR	12	4	6057.30			
151	DakshinaKannada	Mangalore	MALLURU	GP	PADDY	IRR	0			Hobli Level	20	4537.64
152	DakshinaKannada	Mangalore	MUTTURU	GP	PADDY	IRR	20	4	3456.42			
153	DakshinaKannada	Mangalore	VALPADI	GP	PADDY	IRR	63	4	2759.59			
154	DakshinaKannada	Mangalore	Katilu	GP	PADDY	IRR	32	4	6424.21			
155	DakshinaKannada	Mangalore	Mudabidare (ULB)	GP	PADDY	IRR	201	4	4002.04			
156	DakshinaKannada	Mangalore	Kotekar(ULB)	GP	PADDY	IRR	0			Hobli Level	4	3585.80
157	DakshinaKannada	Mangalore	Mangalore-Suratkal(ULB)	GP	PADDY	IRR	2	4	4191.05			

Government of Karnataka
Directorate of Economics and Statistics
GP Level Average Yield data for Rabi season 2017-18

S.N	District	Taluk	Insurance Unit (hobli/ GP)	GP/ HOBLI	Crop	IRR_RF	Area_S own_H a	No_CCEs_Conducted	Average Yield(Kg/Ha)	Name_Of_Higher_Level	No_cce_Conducted_Higher	Higher Average Yield(Kg/Ha)
158	DakshinaKannada	Mangalore	Mangalore-Gurupura (ULB)	GP	PADDY	IRR	0			Hobli Level	20	4537.64
159	DakshinaKannada	Puttur	KADABA	GP	PADDY	IRR	34	4	2875.17			
160	DakshinaKannada	Puttur	KABAKA	GP	PADDY	IRR	0			Hobli Level	21	3867.94
161	DakshinaKannada	Puttur	KUTRUPADY	GP	PADDY	IRR	37	4	3156.97			
162	DakshinaKannada	Puttur	KANIYURU	GP	PADDY	IRR	26	4	2279.31			
163	DakshinaKannada	Puttur	KAUKRADY	GP	PADDY	IRR	55	4	3413.45			
164	DakshinaKannada	Puttur	KEDAMBADI	GP	PADDY	IRR	0			Hobli Level	27	3779.86
165	DakshinaKannada	Puttur	KODIMBADI	GP	PADDY	IRR	0			Hobli Level	21	3867.94
166	DakshinaKannada	Puttur	KOMBARU	GP	PADDY	IRR	1			Hobli Level	21	3867.94
167	DakshinaKannada	Puttur	ARYAPU	GP	PADDY	IRR	13			Hobli Level	27	3779.86
168	DakshinaKannada	Puttur	ALANKARU	GP	PADDY	IRR	40	4	4153.80			
169	DakshinaKannada	Puttur	PANAJE	GP	PADDY	IRR	24	4	2350.78			
170	DakshinaKannada	Puttur	PERABE	GP	PADDY	IRR	18	4	2924.18			
171	DakshinaKannada	Puttur	RAMAKUNJA	GP	PADDY	IRR	32	4	3338.30			
172	DakshinaKannada	Puttur	UPPINANGADY	GP	PADDY	IRR	0			Hobli Level	21	3867.94
173	DakshinaKannada	Puttur	BAJATHURU	GP	PADDY	IRR	53			Hobli Level	21	3867.94

(2)

Government of Karnataka
Directorate of Economics and Statistics
GP Level Average Yield data for Rabi season 2017-18

S.N	District	Taluk	Insurance Unit (hobli/ GP)	GP/ HOBLI	Crop	IRR_ RF	Area_S own_H a	No_CCEs_ Conducted	Average Yield(Kg/Ha)	Name_Of Higher_Le vel	No_cce Conducted_ Higher	Higher Average Yield(Kg/Ha)
174	DakshinaKannada	Puttur	BADAGANNURU	GP	PADDY	IRR	38	4	4558.62			
175	DakshinaKannada	Puttur	BANNURU	GP	PADDY	IRR	38			Hobli Level	21	3867.94
176	DakshinaKannada	Puttur	BALNADU	GP	PADDY	IRR	38	4	4312.76			
177	DakshinaKannada	Puttur	BETTAMPADY	GP	PADDY	IRR	2			Hobli Level	27	3779.86
178	DakshinaKannada	Puttur	BELANDURU	GP	PADDY	IRR	24	4	4499.40			
179	DakshinaKannada	Puttur	NARIMOGRU	GP	PADDY	IRR	35	4	4329.09			
180	DakshinaKannada	Puttur	NOOJIBALTHILA	GP	PADDY	IRR	22	4	2818.00			
181	DakshinaKannada	Puttur	NETTANIGE MUDNURU	GP	PADDY	IRR	0			Hobli Level	27	3779.86
182	DakshinaKannada	Puttur	NELYADY	GP	PADDY	IRR	45	4	4778.34			
183	DakshinaKannada	Puttur	MUNDURU	GP	PADDY	IRR	59	4	2368.75			
184	DakshinaKannada	Puttur	SHIRADY	GP	PADDY	IRR	0			Hobli Level	21	3867.94
185	DakshinaKannada	Puttur	SAVANURU	GP	PADDY	IRR	31	4	4123.26			
186	DakshinaKannada	Puttur	ARIYADKA	GP	PADDY	IRR	27			Hobli Level	27	3779.86
187	DakshinaKannada	Puttur	HIREBANDADI	GP	PADDY	IRR	43	4	2881.71			
188	DakshinaKannada	Puttur	GOLITHOTTU	GP	PADDY	IRR	61	4	4157.57			
189	DakshinaKannada	Sullia	ALETTI	GP	PADDY	IRR	23	4	3320.33			

Government of Karnataka
Directorate of Economics and Statistics
GP Level Average Yield data for Rabi season 2017-18

S.N	District	Taluk	Insurance Unit (hobli/ GP)	GP/ HOBLI	Crop	IRR_RF	Area_S own_H a	No_CCEs_Conducted	Average Yield(Kg/Ha)	Name_Of_Higher_Level	No_cce Conducted_Higher	Higher Average Yield(Kg/Ha)
190	DakshinaKannada	Sullia	BELLARE	GP	PADDY	IRR	31	4	3814.50			
191	DakshinaKannada	Sullia	YENMURU	GP	PADDY	IRR	10	4	3042.62			


Joint Director

Crop insurance scheme Division
Directorate of Economics and Statistics

Government of Karnataka
Directorate of Economics and Statistics
GP Level Average Yield data for Rabi season 2017-18

S.N	District	Taluk	Insurance Unit (hobli/ GP)	GP/HOBLI	Crop	IRR_RF	Area_S own_H a	No_CCEs_Conducted	Average Yield(Kg/Ha)	Name_Of Higher_Level	No_cce Conducted_Higher	Higher Average Yield(Kg/Ha)
1	Davangere	Harapanahalli	ANAJIGERE	GP	SUNFLOWER	IRR	0			District Level	10	1568.87
2	Davangere	Harapanahalli	DUGGAVATHI	GP	SUNFLOWER	IRR	0			District Level	10	1568.87
3	Davangere	Harapanahalli	HARAKANALU	GP	SUNFLOWER	IRR	0			District Level	10	1568.87
4	Davangere	Harapanahalli	HIREMEGALAGERE	GP	SUNFLOWER	IRR	0			District Level	10	1568.87
5	Davangere	Harapanahalli	K. KALLAHALLI	GP	SUNFLOWER	IRR	0			District Level	10	1568.87
6	Davangere	Harapanahalli	MYDUR	GP	SUNFLOWER	IRR	0			District Level	10	1568.87
7	Davangere	Harapanahalli	PUNABAGATTA	GP	SUNFLOWER	IRR	10			District Level	10	1568.87
8	Davangere	Harapanahalli	THAUDUR	GP	SUNFLOWER	IRR	0			District Level	10	1568.87
9	Davangere	Harapanahalli	HUCHHANGIDURGA	GP	SUNFLOWER	IRR	0			District Level	10	1568.87
10	Davangere	Honnali	THIMMALAPURA	GP	Maize (Makka)	IRR	0			Taluk Level	18	3292.02
11	Davangere	Honnali	KATTIGE	GP	Maize (Makka)	IRR	0			Hobli Level	14	3308.25
12	Davangere	Honnali	KAMMARAGHATTE	GP	Maize (Makka)	IRR	0			Hobli Level	16	3486.64
13	Davangere	Honnali	KENCHIKOPPA	GP	Maize (Makka)	IRR	2			Hobli Level	10	3709.37
14	Davangere	Honnali	CHATNIHALLI	GP	Maize (Makka)	IRR	0			Hobli Level	6	2818.46
15	Davangere	Honnali	PALAVANAHALLI	GP	Maize (Makka)	IRR	0			Hobli Level	6	2818.46

Government of Karnataka
Directorate of Economics and Statistics
GP Level Average Yield data for Rabi season 2017-18


S.N	District	Taluk	Insurance Unit (hobli/ GP)	GP/ HOBLI	Crop	IRR_ RF	Area_S own_H a	No_CCEs_ Conducted	Average Yield(Kg/Ha)	Name_Of Higher_Level	No_cce Conducted_Higher	Higher Average Yield(Kg/Ha)
16	Davangere	Honnali	BELAGUTTI	GP	Maize (Makka)	IRR	0			Hobli Level	6	2818.46
17	Davangere	Honnali	NYAMATHI	GP	Maize (Makka)	IRR	10	4	3244.63			
18	Davangere	Honnali	GANGANAKOTE	GP	Maize (Makka)	IRR	5	4	2452.26			
19	Davangere	Honnali	SURAHONNE	GP	Maize (Makka)	IRR	0			Hobli Level	6	2818.46
20	Davangere	Honnali	ARABAGHATTE	GP	Maize (Makka)	IRR	8	4	3944.71			
21	Davangere	Honnali	H. GOPAGONDANAHALI	GP	Maize (Makka)	IRR	15	4	3199.34			
22	Davangere	Jagalur	DIDDIGI	GP	Bengal Gram	RF	112	4	656.98			
23	Davangere	Jagalur	BIDARAKERE	GP	Bengal Gram	RF	107	4	394.74			
24	Davangere	Jagalur	BISTUVALLI	GP	Bengal Gram	RF	194	4	468.04			
25	Davangere	Jagalur	ASAGODU	GP	Bengal Gram	RF	103	4	154.58			
26	Davangere	Jagalur	PALLAGHATTE	GP	Bengal Gram	RF	116	4	899.89			
27	Davangere	Jagalur	DONEHALLI	GP	Bengal Gram	RF	247	4	690.10			
28	Davangere	Jagalur	MUSTUR	GP	Bengal Gram	RF	199	4	648.69			
29	Davangere	Jagalur	GUTTIDURGA	GP	Bengal Gram	RF	0			Hobli Level	16	446.49
30	Davangere	Jagalur	GURUSIDDAPURA	GP	Bengal Gram	RF	101	4	524.48			
31	Davangere	Jagalur	SOKKE	GP	Bengal Gram	RF	61	4	557.60			

Government of Karnataka
Directorate of Economics and Statistics
GP Level Average Yield data for Rabi season 2017-18

S.N	District	Taluk	Insurance Unit (hobli/ GP)	GP/ HOBLI	Crop	IRR_Rf	Area_S own_H a	No_CCEs_Conducted	Average Yield(Kg/Ha)	Name_Of Higher_Level	No_cce Conducted_Higher	Higher Average Yield(Kg/Ha)
32	Davangere	Jagalur	HIREMALLANAHOLE	GP	Bengal Gram	RF	337	4	623.85			
33	Davangere	Jagalur	HOSAKERE	GP	Bengal Gram	RF	150	4	530.00			
34	Davangere	Jagalur	BASAVANAKOTE	GP	Bengal Gram	RF	91	4	590.73			
35	Davangere	Jagalur	BILICHODU	GP	Bengal Gram	RF	73	4	184.95			
36	Davangere	Jagalur	HALEKALLU	GP	Bengal Gram	RF	0			Hobli Level	16	446.49
37	Davangere	Jagalur	HANUMANTHAPURA	GP	Bengal Gram	RF	212	4	640.41			
38	Davangere	Jagalur	KALLEDEVARAPURA	GP	Bengal Gram	RF	133	4	673.54			
39	Davangere	Jagalur	KECHHENAHALLI	GP	Bengal Gram	RF	116	4	695.62			
40	Davangere	Jagalur	TORANAGHATTE	GP	Bengal Gram	RF	227	4	525.09			
41	Davangere	Jagalur	DIDDIGI	GP	Maize (Makka)	IRR	0			Hobli Level	17	2459.24
42	Davangere	Jagalur	BIDARAKERE	GP	Maize (Makka)	IRR	0			Hobli Level	24	3458.28
43	Davangere	Jagalur	BISTUVALLI	GP	Maize (Makka)	IRR	32			Hobli Level	27	2709.35
44	Davangere	Jagalur	ANABUR	GP	Maize (Makka)	IRR	42			Hobli Level	38	3395.60
45	Davangere	Jagalur	ASAGODU	GP	Maize (Makka)	IRR	0			Hobli Level	3	2210.06
46	Davangere	Jagalur	PALLAGHATTE	GP	Maize (Makka)	IRR	0			Hobli Level	3	2210.06
47	Davangere	Jagalur	DONEHALLI	GP	Maize (Makka)	IRR	28	4	3787.07			

Government of Karnataka
Directorate of Economics and Statistics
GP Level Average Yield data for Rabi season 2017-18

S.N	District	Taluk	Insurance Unit (hobli/ GP)	GP/ HOBLI	Crop	IRR_ RF	Area_S own_H a	No_CCEs_ Conducted	Average Yield(Kg/Ha)	Name_Of Higher_Le vel	No_cce Conducted_ Higher	Higher Average Yield(Kg/Ha)
48	Davangere	Jagalur	MUSTUR	GP	Maize (Makka)	IRR	16	4	3637.51			
49	Davangere	Jagalur	GUTTIDURGA	GP	Maize (Makka)	IRR	0			Hobli Level	3	2210.06
50	Davangere	Jagalur	GURUSIDDAPURA	GP	Maize (Makka)	IRR	19			Hobli Level	14	3082.19
51	Davangere	Jagalur	SOKKE	GP	Maize (Makka)	IRR	13	4	2915.39			
52	Davangere	Jagalur	HIREMALLANAHOLE	GP	Maize (Makka)	IRR	44	4	3130.80			
53	Davangere	Jagalur	HOSAKERE	GP	Maize (Makka)	IRR	37			Hobli Level	14	3082.19
54	Davangere	Jagalur	BASAVANAKOTE	GP	Maize (Makka)	IRR	0			Hobli Level	14	3082.19
55	Davangere	Jagalur	BILICHODU	GP	Maize (Makka)	IRR	0			Hobli Level	3	2210.06
56	Davangere	Jagalur	HALEKALLU	GP	Maize (Makka)	IRR	4			Hobli Level	3	2210.06
57	Davangere	Jagalur	HANUMANTHAPURA	GP	Maize (Makka)	IRR	43			Hobli Level	38	3404.55
58	Davangere	Jagalur	KALLEDEVARAPURA	GP	Maize (Makka)	IRR	28			Hobli Level	24	3458.28
59	Davangere	Jagalur	KECHHENAHALLI	GP	Maize (Makka)	IRR	44	4	2540.87			
60	Davangere	Jagalur	TORANAGHATTE	GP	Maize (Makka)	IRR	22	4	2851.75			


Joint Director
Crop insurance scheme Division
Directorate of Economics and Statistics



Government of Karnataka
Directorate of Economics and Statistics
GP Level Average Yield data for Rabi season 2017-18

S.N	District	Taluk	Insurance Unit (hobli/ GP)	GP/ HOBLI	Crop	IRR RF	Area_S own_H a	No_CCEs Conducted	Average Yield(Kg/Ha)	Name_Of_Higher_Level	No_cce Conducted_Higher	Higher Average Yield(Kg/Ha)
1	Dharwad	Dharwad	MADHANABHAVI	GP	Bengal Gram	RF	1207	4	658.28			
2	Dharwad	Dharwad	TEGUR	GP	Bengal Gram	RF	188	4	582.44			
3	Dharwad	Dharwad	HANGARAKI	GP	Bengal Gram	RF	541	4	707.21			
4	Dharwad	Dharwad	KOTUR	GP	Bengal Gram	RF	217	4	546.56			
5	Dharwad	Dharwad	BELUR	GP	Bengal Gram	RF	140	4	408.54			
6	Dharwad	Dharwad	NARENDRA	GP	Bengal Gram	RF	800	4	656.98			
7	Dharwad	Dharwad	KURABAGATTI	GP	Bengal Gram	RF	624	4	419.58			
8	Dharwad	Dharwad	YADAWADA	GP	Bengal Gram	RF	1078			Hobli Level	46	569.26
9	Dharwad	Dharwad	GARAG	GP	Bengal Gram	RF	833	4	687.34			
10	Dharwad	Dharwad	LOKUR	GP	Bengal Gram	RF	700	4	793.34			
11	Dharwad	Dharwad	TADAKODA	GP	Bengal Gram	RF	660			Hobli Level	46	569.26
12	Dharwad	Dharwad	KOTABAGI	GP	Bengal Gram	RF	1094	4	302.26			
13	Dharwad	Dharwad	UPPINABETAGERI	GP	Bengal Gram	RF	1453	4	744.44			
14	Dharwad	Dharwad	HAROBELAWADI	GP	Bengal Gram	RF	1703	4	558.52			
15	Dharwad	Dharwad	PUDAKALAKATTI	GP	Bengal Gram	RF	880	4	655.35			
16	Dharwad	Dharwad	KARADIGUDDA	GP	Bengal Gram	RF	478	4	930.26			

(Signature)

Government of Karnataka
Directorate of Economics and Statistics
GP Level Average Yield data for Rabi season 2017-18

S.N	District	Taluk	Insurance Unit (hobli/ GP)	GP/HOBLI	Crop	IRR_RF	Area_S own_H a	No_CCEs_Conducted	Average Yield(Kg/Ha)	Name_Of Higher_Level	No_cce Conducted_Higher	Higher Average Yield(Kg/Ha)
17	Dharwad	Dharwad	MAREWADA	GP	Bengal Gram	RF	694	4	627.76			
18	Dharwad	Dharwad	AMMINABHAVI	GP	Bengal Gram	RF	2795	4	331.25			
19	Dharwad	Dharwad	KANAKURA	GP	Bengal Gram	RF	2306	4	614.19			
20	Dharwad	Dharwad	HEBBALLI	GP	Bengal Gram	RF	2799	4	521.72			
21	Dharwad	Dharwad	SHIVALLI	GP	Bengal Gram	RF	508	4	706.66			
22	Dharwad	Dharwad	MARADAGI	GP	Bengal Gram	RF	1720	4	512.06			
23	Dharwad	Dharwad	Dharwad (ULB)	GP	Bengal Gram	RF	3160	4	528.89			
24	Dharwad	Dharwad	YARIKOPPA	GP	Sorghum (Jowar/Great Millet)	RF	497	4	234.92			
25	Dharwad	Dharwad	NIGADI	GP	Sorghum (Jowar/Great Millet)	RF	117	4	548.77			
26	Dharwad	Dharwad	MADHANABHAVI	GP	Sorghum (Jowar/Great Millet)	RF	671	4	441.77			
27	Dharwad	Dharwad	MANAGUNDI	GP	Sorghum (Jowar/Great Millet)	RF	649	4	238.23			
28	Dharwad	Dharwad	TEGUR	GP	Sorghum (Jowar/Great Millet)	RF	393	4	363.72			
29	Dharwad	Dharwad	HANGARAKI	GP	Sorghum (Jowar/Great Millet)	RF	272	4	740.20			
30	Dharwad	Dharwad	KOTUR	GP	Sorghum (Jowar/Great Millet)	RF	172	4	412.64			
31	Dharwad	Dharwad	BELUR	GP	Sorghum (Jowar/Great Millet)	RF	246	4	627.47			
32	Dharwad	Dharwad	NARENDRA	GP	Sorghum (Jowar/Great Millet)	RF	471	4	623.21			

Government of Karnataka
Directorate of Economics and Statistics
GP Level Average Yield data for Rabi season 2017-18

S.N	District	Taluk	Insurance Unit (hobli/ GP)	GP/HOBLI	Crop	IRR_RF	Area_S own_H a	No_CCEs_Conducted	Average Yield(Kg/Ha)	Name_Of_Higher_Level	No_cce_Conducted_Higher	Higher Average Yield(Kg/Ha)
33	Dharwad	Dharwad	KURABAGATTI	GP	Sorghum (Jowar/Great Millet)	RF	141	4	769.98			
34	Dharwad	Dharwad	YADAWADA	GP	Sorghum (Jowar/Great Millet)	RF	254	4	986.93			
35	Dharwad	Dharwad	GARAG	GP	Sorghum (Jowar/Great Millet)	RF	385	4	595.56			
36	Dharwad	Dharwad	LOKUR	GP	Sorghum (Jowar/Great Millet)	RF	268	4	706.17			
37	Dharwad	Dharwad	TADAKODA	GP	Sorghum (Jowar/Great Millet)	RF	288	4	876.33			
38	Dharwad	Dharwad	KOTABAGI	GP	Sorghum (Jowar/Great Millet)	RF	403	4	931.20			
39	Dharwad	Dharwad	UPPINABETAGERI	GP	Sorghum (Jowar/Great Millet)	RF	518	4	1003.95			
40	Dharwad	Dharwad	HAROBELAWADI	GP	Sorghum (Jowar/Great Millet)	RF	289	4	1029.47			
41	Dharwad	Dharwad	PUDAKALAKATTI	GP	Sorghum (Jowar/Great Millet)	RF	255	4	580.97			
42	Dharwad	Dharwad	KARADIGUDDA	GP	Sorghum (Jowar/Great Millet)	RF	304	4	872.07			
43	Dharwad	Dharwad	MAREWADA	GP	Sorghum (Jowar/Great Millet)	RF	304	4	1003.95			
44	Dharwad	Dharwad	AMMINABHAVI	GP	Sorghum (Jowar/Great Millet)	RF	579	4	391.37			
45	Dharwad	Dharwad	KANAKURA	GP	Sorghum (Jowar/Great Millet)	RF	1102	4	274.89			
46	Dharwad	Dharwad	HEBALLI	GP	Sorghum (Jowar/Great Millet)	RF	830	4	397.39			

Government of Karnataka
Directorate of Economics and Statistics
GP Level Average Yield data for Rabi season 2017-18

S.N	District	Taluk	Insurance Unit (hobli/ GP)	GP/HOBLI	Crop	IRR_RF	Area_Sown_Ha	No_CCEs_Conducted	Average Yield(Kg/Ha)	Name_Of_Higher_Level	No_cce_Conducted_Higher	Higher Average Yield(Kg/Ha)
47	Dharwad	Dharwad	SHIVALLI	GP	Sorghum (Jowar/Great Millet)	RF	252	4	395.75			
48	Dharwad	Dharwad	MARADAGI	GP	Sorghum (Jowar/Great Millet)	RF	686	4	511.13			
49	Dharwad	Dharwad	MANASURA	GP	Sorghum (Jowar/Great Millet)	RF	141	4	310.54			
50	Dharwad	Dharwad	Dharwad (ULB)	GP	Sorghum (Jowar/Great Millet)	RF	1418	4	1452.78			
51	Dharwad	Hubballi	B ARALIKATTI	GP	Sorghum (Jowar/Great Millet)	RF	93	4	461.56			
52	Dharwad	Hubballi	KARADIKOPPA	GP	Sorghum (Jowar/Great Millet)	RF	336			Hobli Level	48	595.13
53	Dharwad	Hubballi	KATNUR	GP	Sorghum (Jowar/Great Millet)	RF	84	4	593.43			
54	Dharwad	Hubballi	KUSUGAL	GP	Sorghum (Jowar/Great Millet)	RF	650	4	653.25			
55	Dharwad	Hubballi	KOLIWAD	GP	Sorghum (Jowar/Great Millet)	RF	962	4	606.20			
56	Dharwad	Hubballi	RAYANAL	GP	Sorghum (Jowar/Great Millet)	RF	310	4	222.15			
57	Dharwad	Hubballi	INGALAHALLI	GP	Sorghum (Jowar/Great Millet)	RF	303	4	663.63			
58	Dharwad	Hubballi	BYAHATTI	GP	Sorghum (Jowar/Great Millet)	RF	1336	4	714.67			
59	Dharwad	Hubballi	BELAGALI	GP	Sorghum (Jowar/Great Millet)	RF	236	4	521.12			
60	Dharwad	Hubballi	NOOLVI	GP	Sorghum (Jowar/Great Millet)	RF	204	4	1212.68			
61	Dharwad	Hubballi	VARUR	GP	Sorghum (Jowar/Great Millet)	RF	446	4	382.86			

Government of Karnataka
Directorate of Economics and Statistics
GP Level Average Yield data for Rabi season 2017-18

S.N	District	Taluk	Insurance Unit (hobli/ GP)	GP/HOBLI	Crop	IRR_RF	Area_S own_H a	No_CCEs_Conducted	Average Yield(Kg/Ha)	Name_Of_Higher_Level	No_cce_Conducted_Higher	Higher Average Yield(Kg/Ha)
62	Dharwad	Hubballi	MANTUR	GP	Sorghum (Jowar/Great Millet)	RF	444	4	914.61			
63	Dharwad	Hubballi	SHIRAGUPPI	GP	Sorghum (Jowar/Great Millet)	RF	528	4	304.16			
64	Dharwad	Hubballi	CHABBI	GP	Sorghum (Jowar/Great Millet)	RF	96	4	225.47			
65	Dharwad	Hubballi	SULLA	GP	Sorghum (Jowar/Great Millet)	RF	155	4	667.88			
66	Dharwad	Hubballi	ANCHATAGERI	GP	Sorghum (Jowar/Great Millet)	RF	150	4	1042.23			
67	Dharwad	Hubballi	ADARAGUNCHI	GP	Sorghum (Jowar/Great Millet)	RF	88	4	855.05			
68	Dharwad	Hubballi	HALYALA	GP	Sorghum (Jowar/Great Millet)	RF	90	4	659.37			
69	Dharwad	Hubballi	HEBSUR	GP	Sorghum (Jowar/Great Millet)	RF	199	4	654.27			
70	Dharwad	Hubballi	AGADI	GP	Sorghum (Jowar/Great Millet)	RF	329	4	589.18			
71	Dharwad	Hubballi	BHANDIWADA	GP	Sorghum (Jowar/Great Millet)	RF	320	4	892.83			
72	Dharwad	Hubballi	CHANNAPURA	GP	Sorghum (Jowar/Great Millet)	RF	120	4	487.09			
73	Dharwad	Hubballi	DEVARAGUDIHAL	GP	Sorghum (Jowar/Great Millet)	RF	406	4	744.45			
74	Dharwad	Hubballi	KIRESUR	GP	Sorghum (Jowar/Great Millet)	RF	203	4	1050.74			
75	Dharwad	Hubballi	SHAREWADA	GP	Sorghum (Jowar/Great Millet)	RF	63	4	893.34			
76	Dharwad	Hubballi	UMACHAGI	GP	Sorghum (Jowar/Great Millet)	RF	330	4	916.74			

9/1

Government of Karnataka
Directorate of Economics and Statistics
GP Level Average Yield data for Rabi season 2017-18

S.N	District	Taluk	Insurance Unit (hobli/ GP)	GP/ HOBLI	Crop	IRR_Rf	Area_S own_H a	No_CCEs_Conducted	Average Yield(Kg/Ha)	Name_Of Higher_Level	No_cce Conducted_Higher	Higher Average Yield(Kg/Ha)
77	Dharwad	Hubballi	Hubli (ULB)	GP	Sorghum (Jowar/Great Millet)	RF	1234	4	515.46			
78	Dharwad	Kalgatigi	DASTIKOPPA	GP	Sorghum (Jowar/Great Millet)	RF	510	4	459.43			
79	Dharwad	Kalgatigi	BEGUR	GP	Sorghum (Jowar/Great Millet)	RF	186	4	582.80			
80	Dharwad	Kalgatigi	MUTTAGE	GP	Sorghum (Jowar/Great Millet)	RF	335	4	395.62			
81	Dharwad	Kalgatigi	GANJIGATTI	GP	Sorghum (Jowar/Great Millet)	RF	235	4	774.23			
82	Dharwad	Kalgatigi	DUMMAWADA	GP	Sorghum (Jowar/Great Millet)	RF	525	4	860.90			
83	Dharwad	Kalgatigi	GAMBYAPURA	GP	Sorghum (Jowar/Great Millet)	RF	471	4	659.73			
84	Dharwad	Kalgatigi	DEVALINGEKOPPA	GP	Sorghum (Jowar/Great Millet)	RF	91	4	312.05			
85	Dharwad	Kalgatigi	JINNUR	GP	Sorghum (Jowar/Great Millet)	RF	347	4	1310.66			
86	Dharwad	Kalgatigi	KURUVINAKOPPA	GP	Sorghum (Jowar/Great Millet)	RF	635	4	667.88			
87	Dharwad	Kalgatigi	MUKKAL	GP	Sorghum (Jowar/Great Millet)	RF	452	4	531.75			
88	Dharwad	Kalgatigi	BELAWANTARA	GP	Sorghum (Jowar/Great Millet)	RF	565	4	930.35			
89	Dharwad	Kalgatigi	BAMMIGATTI	GP	Sorghum (Jowar/Great Millet)	RF	106	4	510.48			
90	Dharwad	Kalgatigi	TAVARAGERI	GP	Sorghum (Jowar/Great Millet)	RF	227	4	762.33			
91	Dharwad	Kalgatigi	MADAKIHONNALLI	GP	Sorghum (Jowar/Great Millet)	RF	502	4	447.22			

Government of Karnataka
Directorate of Economics and Statistics
GP Level Average Yield data for Rabi season 2017-18

S.N	District	Taluk	Insurance Unit (hobli/ GP)	GP/ HOBLI	Crop	IRR_Rf	Area_S own_H a	No_CCEs_Conducted	Average Yield(Kg/Ha)	Name_Of_Higher_Level	No_cce Conducted_Higher	Higher Average Yield(Kg/Ha)
92	Dharwad	Kalgatigi	MISHRIKOTI	GP	Sorghum (Jowar/Great Millet)	RF	94	4	1536.97			
93	Dharwad	Kalgatigi	UGGINAKERI	GP	Sorghum (Jowar/Great Millet)	RF	695	4	525.37			
94	Dharwad	Kalgatigi	TABAKADAHONNALLI	GP	Sorghum (Jowar/Great Millet)	RF	98			Hobli Level	37	758.27
95	Dharwad	Kalgatigi	DEVIKOPPA	GP	Sorghum (Jowar/Great Millet)	RF	41	4	536.01			
96	Dharwad	Kalgatigi	SURASHETTIKOPPA	GP	Sorghum (Jowar/Great Millet)	RF	342	4	431.78			
97	Dharwad	Kalgatigi	G.BASAVANAKOPPA	GP	Sorghum (Jowar/Great Millet)	RF	160	4	840.06			
98	Dharwad	Kalgatigi	GUDDADAHULIKATTI	GP	Sorghum (Jowar/Great Millet)	RF	413	4	765.72			
99	Dharwad	Kalgatigi	HIREHONNALLI	GP	Sorghum (Jowar/Great Millet)	RF	895	4	253.12			
100	Dharwad	Kalgatigi	GALAGI	GP	Sorghum (Jowar/Great Millet)	RF	130	4	306.29			
101	Dharwad	Kalgatigi	BHOGENAGARAKOPPA	GP	Sorghum (Jowar/Great Millet)	RF	213	4	1131.56			
102	Dharwad	Kalgatigi	Kalghatagi (ULB)	GP	Sorghum (Jowar/Great Millet)	RF	38			Hobli Level	17	594.39
103	Dharwad	Kundgol	KALASA	GP	Bengal Gram	RF	472	4	523.86			
104	Dharwad	Kundgol	HARLAPURA	GP	Bengal Gram	RF	348	4	221.38			
105	Dharwad	Kundgol	GOUDAGERI	GP	Bengal Gram	RF	180	4	516.20			
106	Dharwad	Kundgol	GUDAGERI	GP	Bengal Gram	RF	570	4	638.57			

Government of Karnataka
Directorate of Economics and Statistics
GP Level Average Yield data for Rabi season 2017-18

S.N	District	Taluk	Insurance Unit (hobli/ GP)	GP/ HOBLI	Crop	IRR_Rf	Area_S own_H a	No_CCEs Conducted	Average Yield(Kg/Ha)	Name_Of Higher_Level	No_cce Conducted_Higher	Higher Average Yield(Kg/Ha)
107	Dharwad	Kundgol	SAUNSHI	GP	Bengal Gram	RF	756	4	357.97			
108	Dharwad	Kundgol	HIRENARTHI	GP	Bengal Gram	RF	619	4	596.25			
109	Dharwad	Kundgol	GUDENAKATTI	GP	Bengal Gram	RF	1271	4	535.52			
110	Dharwad	Kundgol	YAREBUDIHAL	GP	Bengal Gram	RF	829	4	462.09			
111	Dharwad	Kundgol	HIREGUNJAL	GP	Bengal Gram	RF	687	4	379.56			
112	Dharwad	Kundgol	YARAGUPPI	GP	Bengal Gram	RF	1122	4	505.16			
113	Dharwad	Kundgol	ROTTIGAWADA	GP	Bengal Gram	RF	558	4	596.25			
114	Dharwad	Kundgol	KAMADOLLI	GP	Bengal Gram	RF	583	4	789.48			
115	Dharwad	Kundgol	SHIRUR	GP	Bengal Gram	RF	469	4	601.77			
116	Dharwad	Kundgol	BETADUR	GP	Bengal Gram	RF	443	4	604.53			
117	Dharwad	Kundgol	YELIWALA	GP	Bengal Gram	RF	346	4	391.98			
118	Dharwad	Kundgol	RAMANAKOPPA	GP	Bengal Gram	RF	379	4	195.07			
119	Dharwad	Kundgol	HIREHARAKUNI	GP	Bengal Gram	RF	206	4	424.90			
120	Dharwad	Kundgol	BU.TARLAGGATTI	GP	Bengal Gram	RF	367	4	469.27			
121	Dharwad	Kundgol	KUBIHAL	GP	Bengal Gram	RF	538	4	482.25			
122	Dharwad	Kundgol	INGALAGI	GP	Bengal Gram	RF	548	4	507.92			

Government of Karnataka
Directorate of Economics and Statistics
GP Level Average Yield data for Rabi season 2017-18

S.N	District	Taluk	Insurance Unit (hobli/ GP)	GP/HOBLI	Crop	IRR_RF	Area_S own_H a	No_CCEs_Conducted	Average Yield(Kg/Ha)	Name_Of_Higher_Level	No_cce Conducted_Higher	Higher Average Yield(Kg/Ha)
123	Dharwad	Kundgol	MATTIGATTI	GP	Bengal Gram	RF	183	4	701.14			
124	Dharwad	Kundgol	MALALI	GP	Bengal Gram	RF	435	4	411.30			
125	Dharwad	Kundgol	CHAKALABBI	GP	Bengal Gram	RF	630	4	535.52			
126	Dharwad	Kundgol	DEVANUR	GP	Bengal Gram	RF	537	4	739.79			
127	Dharwad	Kundgol	GURUVINAHALLI	GP	Bengal Gram	RF	217	4	446.59			
128	Dharwad	Kundgol	PASHUPATHIHALA	GP	Bengal Gram	RF	214	4	556.77			
129	Dharwad	Kundgol	Kundagol (ULB)	GP	Bengal Gram	RF	896	4	472.03			
130	Dharwad	Kundgol	KALASA	GP	Sorghum (Jowar/Great Millet)	RF	375	4	485.08			
131	Dharwad	Kundgol	HARLAPURA	GP	Sorghum (Jowar/Great Millet)	RF	316	4	691.28			
132	Dharwad	Kundgol	GOUDAGERI	GP	Sorghum (Jowar/Great Millet)	RF	415	4	246.73			
133	Dharwad	Kundgol	GUDAGERI	GP	Sorghum (Jowar/Great Millet)	RF	442	4	1110.30			
134	Dharwad	Kundgol	SAUNSHI	GP	Sorghum (Jowar/Great Millet)	RF	917	4	1497.41			
135	Dharwad	Kundgol	HIRENARTHI	GP	Sorghum (Jowar/Great Millet)	RF	360	4	1050.95			
136	Dharwad	Kundgol	GUDENAKATTI	GP	Sorghum (Jowar/Great Millet)	RF	1093	4	912.91			
137	Dharwad	Kundgol	YAREBUDIHAL	GP	Sorghum (Jowar/Great Millet)	RF	471	4	553.02			

9/1

Government of Karnataka
Directorate of Economics and Statistics
GP Level Average Yield data for Rabi season 2017-18

S.N	District	Taluk	Insurance Unit (hobli/ GP)	GP/ HOBLI	Crop	IRR_Rf	Area_S own_H a	No_CCEs_Conducted	Average Yield(Kg/Ha)	Name_Of Higher_Level	No_cce Conducted_Higher	Higher Average Yield(Kg/Ha)
138	Dharwad	Kundgol	HIREGUNJAL	GP	Sorghum (Jowar/Great Millet)	RF	450	4	553.02			
139	Dharwad	Kundgol	YARAGUPPI	GP	Sorghum (Jowar/Great Millet)	RF	712	4	804.09			
140	Dharwad	Kundgol	ROTTIGAWADA	GP	Sorghum (Jowar/Great Millet)	RF	422	4	208.45			
141	Dharwad	Kundgol	KAMADOLLI	GP	Sorghum (Jowar/Great Millet)	RF	413	4	1242.17			
142	Dharwad	Kundgol	SHIRUR	GP	Sorghum (Jowar/Great Millet)	RF	475			Hobli Level	57	1014.07
143	Dharwad	Kundgol	BETADUR	GP	Sorghum (Jowar/Great Millet)	RF	262	4	1149.01			
144	Dharwad	Kundgol	YELIWALA	GP	Sorghum (Jowar/Great Millet)	RF	433	4	510.48			
145	Dharwad	Kundgol	RAMANAKOPPA	GP	Sorghum (Jowar/Great Millet)	RF	211	4	1659.06			
146	Dharwad	Kundgol	HIREHARAKUNI	GP	Sorghum (Jowar/Great Millet)	RF	140	4	1231.50			
147	Dharwad	Kundgol	BU.TARLAGGATTI	GP	Sorghum (Jowar/Great Millet)	RF	302	4	1341.45			
148	Dharwad	Kundgol	KUBIHAL	GP	Sorghum (Jowar/Great Millet)	RF	278	4	655.12			
149	Dharwad	Kundgol	INGALAGI	GP	Sorghum (Jowar/Great Millet)	RF	434	4	1640.77			
150	Dharwad	Kundgol	MATTIGATTI	GP	Sorghum (Jowar/Great Millet)	RF	149	4	1554.84			
151	Dharwad	Kundgol	MALALI	GP	Sorghum (Jowar/Great Millet)	RF	116	4	642.36			

Government of Karnataka
Directorate of Economics and Statistics
GP Level Average Yield data for Rabi season 2017-18

S.N	District	Taluk	Insurance Unit (hobli/ GP)	GP/HOBLI	Crop	IRR_RF	Area_S own_H a	No_CCEs_Conducted	Average Yield(Kg/Ha)	Name_Of_Higher_Level	No_cce_Conducted_Higher	Higher Average Yield(Kg/Ha)
152	Dharwad	Kundgol	CHAKALABBI	GP	Sorghum (Jowar/Great Millet)	RF	432	4	460.42			
153	Dharwad	Kundgol	DEVANUR	GP	Sorghum (Jowar/Great Millet)	RF	177	4	665.75			
154	Dharwad	Kundgol	GURUVINAHALLI	GP	Sorghum (Jowar/Great Millet)	RF	84	4	629.59			
155	Dharwad	Kundgol	PASHUPATHIHALA	GP	Sorghum (Jowar/Great Millet)	RF	230	4	441.29			
156	Dharwad	Kundgol	Kundagol (ULB)	GP	Sorghum (Jowar/Great Millet)	RF	715	4	867.82			
157	Dharwad	Navalgund	ALAGAWADI	GP	Bengal Gram	RF	940	4	772.91			
158	Dharwad	Navalgund	JAVOOR	GP	Bengal Gram	RF	563	4	717.71			
159	Dharwad	Navalgund	HEBBAL	GP	Bengal Gram	RF	160	4	792.23			
160	Dharwad	Navalgund	GUMMAGOL	GP	Bengal Gram	RF	693	4	386.73			
161	Dharwad	Navalgund	SHIRUR	GP	Bengal Gram	RF	2013	4	579.69			
162	Dharwad	Navalgund	MORAB	GP	Bengal Gram	RF	1887	4	541.04			
163	Dharwad	Navalgund	SHIRKOL	GP	Bengal Gram	RF	673	4	1170.41			
164	Dharwad	Navalgund	TIRLAPUR	GP	Bengal Gram	RF	466	4	427.86			
165	Dharwad	Navalgund	YAMANUR	GP	Bengal Gram	RF	2495	4	822.60			
166	Dharwad	Navalgund	KALAWADA	GP	Bengal Gram	RF	1104	4	552.63			
167	Dharwad	Navalgund	SHISHVINAHALLI	GP	Bengal Gram	RF	997	4	629.37			

Government of Karnataka
Directorate of Economics and Statistics
GP Level Average Yield data for Rabi season 2017-18

S.N	District	Taluk	Insurance Unit (hobli/ GP)	GP/HOBLI	Crop	IRR_RF	Area_S own_H a	No_CCEs_Conducted	Average Yield(Kg/Ha)	Name_Of_Higher_Level	No_cce_Conducted_Higher	Higher Average Yield(Kg/Ha)
168	Dharwad	Navalgund	NALAWADI	GP	Bengal Gram	RF	675	4	507.91			
169	Dharwad	Navalgund	BHADRAPUR	GP	Bengal Gram	RF	2180	4	386.46			
170	Dharwad	Navalgund	HALLIKERI	GP	Bengal Gram	RF	1260	4	400.26			
171	Dharwad	Navalgund	IBRAHIMPUR	GP	Bengal Gram	RF	788	4	607.29			
172	Dharwad	Navalgund	TUPPADAKURAHATTI	GP	Bengal Gram	RF	750	4	701.14			
173	Dharwad	Navalgund	SHELAWADI	GP	Bengal Gram	RF	1480	4	829.25			
174	Dharwad	Navalgund	NAYAKANUR	GP	Bengal Gram	RF	1686	4	690.10			
175	Dharwad	Navalgund	TADAHAL	GP	Bengal Gram	RF	1898	4	563.12			
176	Dharwad	Navalgund	GUDISAGAR	GP	Bengal Gram	RF	1791	4	317.45			
177	Dharwad	Navalgund	BELAVATAGI	GP	Bengal Gram	RF	1705	4	659.74			
178	Dharwad	Navalgund	HALAKUSUGAL	GP	Bengal Gram	RF	637	4	612.81			
179	Dharwad	Navalgund	BELAHAR(CHILAKAWAD)	GP	Bengal Gram	RF	968	4	756.35			
180	Dharwad	Navalgund	NAVALLI	GP	Bengal Gram	RF	1272	4	292.61			
181	Dharwad	Navalgund	SASWIHALLI	GP	Bengal Gram	RF	1653	4	764.63			
182	Dharwad	Navalgund	Annigere(ULB)	GP	Bengal Gram	RF	5225	4	612.81			
183	Dharwad	Navalgund	Navalagund (ULB)	GP	Bengal Gram	RF	1400	4	425.10			

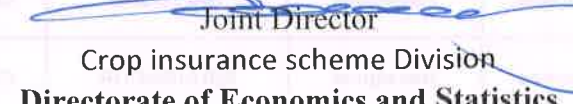
Government of Karnataka
Directorate of Economics and Statistics
GP Level Average Yield data for Rabi season 2017-18

S.N	District	Taluk	Insurance Unit (hobli/ GP)	GP/ HOBLI	Crop	IRR_Rf	Area_S own_H a	No_CCEs_Conducted	Average Yield(Kg/Ha)	Name_Of_Higher_Level	No_cce Conducted_Higher	Higher Average Yield(Kg/Ha)
184	Dharwad	Navalgund	ALAGAWADI	GP	Sorghum (Jowar/Great Millet)	RF	1356	4	621.09			
185	Dharwad	Navalgund	JAVOOR	GP	Sorghum (Jowar/Great Millet)	RF	406	4	808.26			
186	Dharwad	Navalgund	HEBBAL	GP	Sorghum (Jowar/Great Millet)	RF	152	4	865.37			
187	Dharwad	Navalgund	GUMMAGOL	GP	Sorghum (Jowar/Great Millet)	RF	520	4	723.18			
188	Dharwad	Navalgund	SHIRUR	GP	Sorghum (Jowar/Great Millet)	RF	215	4	1122.86			
189	Dharwad	Navalgund	MORAB	GP	Sorghum (Jowar/Great Millet)	RF	598	4	297.78			
190	Dharwad	Navalgund	SHIRKOL	GP	Sorghum (Jowar/Great Millet)	RF	156	4	1512.72			
191	Dharwad	Navalgund	TIRLAPUR	GP	Sorghum (Jowar/Great Millet)	RF	150	4	987.36			
192	Dharwad	Navalgund	YAMANUR	GP	Sorghum (Jowar/Great Millet)	RF	410	4	961.41			
193	Dharwad	Navalgund	KALAWADA	GP	Sorghum (Jowar/Great Millet)	RF	70	4	317.11			
194	Dharwad	Navalgund	SHISHVINAHALLI	GP	Sorghum (Jowar/Great Millet)	RF	324	4	1638.70			
195	Dharwad	Navalgund	NALAWADI	GP	Sorghum (Jowar/Great Millet)	RF	390	4	732.54			
196	Dharwad	Navalgund	BHADRAPUR	GP	Sorghum (Jowar/Great Millet)	RF	695	4	859.31			
197	Dharwad	Navalgund	HALLIKERI	GP	Sorghum (Jowar/Great Millet)	RF	306	4	595.56			
198	Dharwad	Navalgund	IBRAHIMPUR	GP	Sorghum (Jowar/Great Millet)	RF	494	4	774.23			

Government of Karnataka
Directorate of Economics and Statistics
GP Level Average Yield data for Rabi season 2017-18

S.N	District	Taluk	Insurance Unit (hobli/ GP)	GP/ HOBLI	Crop	IRR_Rf	Area_S own_H a	No_CCEs_Conducted	Average Yield(Kg/Ha)	Name_Of Higher_Level	No_cce Conducted_Higher	Higher Average Yield(Kg/Ha)
199	Dharwad	Navalgund	TUPPADAKURAHATTI	GP	Sorghum (Jowar/Great Millet)	RF	310	4	818.07			
200	Dharwad	Navalgund	SHELAWADI	GP	Sorghum (Jowar/Great Millet)	RF	720	4	1123.06			
201	Dharwad	Navalgund	NAYAKANUR	GP	Sorghum (Jowar/Great Millet)	RF	1087	4	342.45			
202	Dharwad	Navalgund	TADAHAL	GP	Sorghum (Jowar/Great Millet)	RF	839	4	942.26			
203	Dharwad	Navalgund	GUDISAGAR	GP	Sorghum (Jowar/Great Millet)	RF	746	4	735.94			
204	Dharwad	Navalgund	BELAVATAGI	GP	Sorghum (Jowar/Great Millet)	RF	644	4	1027.31			
205	Dharwad	Navalgund	HALAKUSUGAL	GP	Sorghum (Jowar/Great Millet)	RF	287	4	1002.79			
206	Dharwad	Navalgund	BELAHAR(CHILAKAWAD)	GP	Sorghum (Jowar/Great Millet)	RF	360	4	799.75			
207	Dharwad	Navalgund	NAVALLI	GP	Sorghum (Jowar/Great Millet)	RF	518	4	678.51			
208	Dharwad	Navalgund	SASWIHALLI	GP	Sorghum (Jowar/Great Millet)	RF	376	4	838.04			
209	Dharwad	Navalgund	Annigere(ULB)	GP	Sorghum (Jowar/Great Millet)	RF	1680	4	758.69			
210	Dharwad	Navalgund	Navalgund (ULB)	GP	Sorghum (Jowar/Great Millet)	RF	119	4	1002.79			

2


 Joint Director
 Crop insurance scheme Division
 Directorate of Economics and Statistics

Government of Karnataka
Directorate of Economics and Statistics
GP Level Average Yield data for Rabi season 2017-18

S.N	District	Taluk	Insurance Unit (hobli/ GP)	GP/ HOBLI	Crop	IRR_RF	Area_S own_H a	No_CCEs_Conducted	Average Yield(Kg/Ha)	Name_Of Higher_Level	No_cco Conducted_Higher	Higher Average Yield(Kg/Ha)
1	Gadag	Gadag	ADVISOMAPUR	GP	Bengal Gram	RF	455	4	604.53			
2	Gadag	Gadag	ANTUR	GP	Bengal Gram	RF	504	4	775.68			
3	Gadag	Gadag	ASUNDI	GP	Bengal Gram	RF	460	4	844.68			
4	Gadag	Gadag	BALAGANUR	GP	Bengal Gram	RF	1275	4	689.00			
5	Gadag	Gadag	BELADADI	GP	Bengal Gram	RF	766	4	742.55			
6	Gadag	Gadag	BELHOD	GP	Bengal Gram	RF	1198	4	724.80			
7	Gadag	Gadag	BINKADAKATTI	GP	Bengal Gram	RF	920	4	1037.91			
8	Gadag	Gadag	CHIKKANDIGOL	GP	Bengal Gram	RF	639	4	734.27			
9	Gadag	Gadag	CHINCHALI	GP	Bengal Gram	RF	1203	4	249.62			
10	Gadag	Gadag	ELISHIRUR	GP	Bengal Gram	RF	412	4	574.16			
11	Gadag	Gadag	HARLAPUR	GP	Bengal Gram	RF	3903	4	412.44			
12	Gadag	Gadag	HARTI	GP	Bengal Gram	RF	630	4	517.11			
13	Gadag	Gadag	HATALGERI	GP	Bengal Gram	RF	810	4	789.47			
14	Gadag	Gadag	HOMBAL	GP	Bengal Gram	RF	3217	4	538.28			
15	Gadag	Gadag	HUILGOL	GP	Bengal Gram	RF	4026	4	541.04			
16	Gadag	Gadag	HULKOTI	GP	Bengal Gram	RF	652	4	540.17			

Government of Karnataka
Directorate of Economics and Statistics
GP Level Average Yield data for Rabi season 2017-18

S.N	District	Taluk	Insurance Unit (hobli/ GP)	GP/ HOBLI	Crop	IRR_RF	Area_S own_H a	No_CCEs_Conducted	Average Yield(Kg/Ha)	Name_Of_Higher_Level	No_cce Conducted_Higher	Higher Average Yield(Kg/Ha)
17	Gadag	Gadag	KADADI	GP	Bengal Gram	RF	1496	4	436.15			
18	Gadag	Gadag	KANAGINAHAL	GP	Bengal Gram	RF	993	4	637.65			
19	Gadag	Gadag	KOTUMACHAGI	GP	Bengal Gram	RF	2914	4	502.40			
20	Gadag	Gadag	KURTAKOTI	GP	Bengal Gram	RF	1260	4	710.93			
21	Gadag	Gadag	LAKKUNDI	GP	Bengal Gram	RF	2860	4	352.38			
22	Gadag	Gadag	LINGADAL	GP	Bengal Gram	RF	567	4	541.04			
23	Gadag	Gadag	NAGAVI	GP	Bengal Gram	RF	347	4	543.11			
24	Gadag	Gadag	NEERALAGI	GP	Bengal Gram	RF	560	4	530.00			
25	Gadag	Gadag	SORATUR	GP	Bengal Gram	RF	705	4	756.35			
26	Gadag	Gadag	KALASAPUR	GP	Bengal Gram	RF	401	4	229.12			
27	Gadag	Gadag	TIMMAPUR	GP	Bengal Gram	RF	304	4	645.93			
28	Gadag	Gadag	Gadag-Betageri (ULB)	GP	Bengal Gram	RF	4395	4	496.87			
29	Gadag	Gadag	Mulagunda(ULB)	GP	Bengal Gram	RF	2685	4	796.65			
30	Gadag	Gadag	ADVISOMAPUR	GP	Sorghum (Jowar/Great Millet)	RF	248	4	482.49			
31	Gadag	Gadag	ANTUR	GP	Sorghum (Jowar/Great Millet)	RF	414	4	689.15			
32	Gadag	Gadag	ASUNDI	GP	Sorghum (Jowar/Great Millet)	RF	285	4	664.71			

Government of Karnataka
Directorate of Economics and Statistics
GP Level Average Yield data for Rabi season 2017-18

S.N	District	Taluk	Insurance Unit (hobli/ GP)	GP/ HOBLI	Crop	IRR_RF	Area_S own_H a	No_CCEs_Conducted	Average Yield(Kg/Ha)	Name_Of_Higher_Level	No_cce Conducted_Higher	Higher Average Yield(Kg/Ha)
33	Gadag	Gadag	BALAGANUR	GP	Sorghum (Jowar/Great Millet)	RF	318	4	557.06			
34	Gadag	Gadag	BELADADI	GP	Sorghum (Jowar/Great Millet)	RF	392	4	1526.18			
35	Gadag	Gadag	BELHOD	GP	Sorghum (Jowar/Great Millet)	RF	471	4	191.43			
36	Gadag	Gadag	BINKADAKATTI	GP	Sorghum (Jowar/Great Millet)	RF	506	4	642.36			
37	Gadag	Gadag	CHIKKANDIGOL	GP	Sorghum (Jowar/Great Millet)	RF	423	4	438.16			
38	Gadag	Gadag	CHINCHALI	GP	Sorghum (Jowar/Great Millet)	RF	1094	4	940.14			
39	Gadag	Gadag	ELISHIRUR	GP	Sorghum (Jowar/Great Millet)	RF	576	4	629.59			
40	Gadag	Gadag	HARLAPUR	GP	Sorghum (Jowar/Great Millet)	RF	314	4	474.32			
41	Gadag	Gadag	HARTI	GP	Sorghum (Jowar/Great Millet)	RF	665	4	845.71			
42	Gadag	Gadag	HATALGERI	GP	Sorghum (Jowar/Great Millet)	RF	745	4	393.20			
43	Gadag	Gadag	HOMBAL	GP	Sorghum (Jowar/Great Millet)	RF	789	4	2119.93			
44	Gadag	Gadag	HUILGOL	GP	Sorghum (Jowar/Great Millet)	RF	562	4	420.69			
45	Gadag	Gadag	HULKOTI	GP	Sorghum (Jowar/Great Millet)	RF	243	4	520.97			
46	Gadag	Gadag	KADADI	GP	Sorghum (Jowar/Great Millet)	RF	437	4	494.80			

Government of Karnataka
Directorate of Economics and Statistics
GP Level Average Yield data for Rabi season 2017-18

S.N	District	Taluk	Insurance Unit (hobli/ GP)	GP/HOBLI	Crop	IRR_RF	Area_Sown_Ha	No_CCEs_Conducted	Average Yield(Kg/Ha)	Name_Of_Higher_Level	No_cce_Conducted_Higher	Higher Average Yield(Kg/Ha)
47	Gadag	Gadag	KANAGINAHAL	GP	Sorghum (Jowar/Great Millet)	RF	920	4	513.80			
48	Gadag	Gadag	KOTUMACHAGI	GP	Sorghum (Jowar/Great Millet)	RF	819	4	982.68			
49	Gadag	Gadag	KURTAKOTI	GP	Sorghum (Jowar/Great Millet)	RF	244	4	607.83			
50	Gadag	Gadag	LAKKUNDI	GP	Sorghum (Jowar/Great Millet)	RF	258	4	635.54			
51	Gadag	Gadag	LINGADAL	GP	Sorghum (Jowar/Great Millet)	RF	166	4	606.20			
52	Gadag	Gadag	NAGAVI	GP	Sorghum (Jowar/Great Millet)	RF	220	4	748.71			
53	Gadag	Gadag	NEERALAGI	GP	Sorghum (Jowar/Great Millet)	RF	602	4	1257.38			
54	Gadag	Gadag	SORATUR	GP	Sorghum (Jowar/Great Millet)	RF	773	4	1754.88			
55	Gadag	Gadag	KALASAPUR	GP	Sorghum (Jowar/Great Millet)	RF	246	4	1031.13			
56	Gadag	Gadag	TIMMAPUR	GP	Sorghum (Jowar/Great Millet)	RF	87	4	272.26			
57	Gadag	Gadag	Gadag-Betageri (ULB)	GP	Sorghum (Jowar/Great Millet)	RF	1362	4	642.35			
58	Gadag	Gadag	Mulagunda(ULB)	GP	Sorghum (Jowar/Great Millet)	RF	736	4	867.82			
59	Gadag	Mundargi	ALUR	GP	Bengal Gram	RF	296	4	299.60			
60	Gadag	Mundargi	BAGEWADI	GP	Bengal Gram	RF	29	4	566.32			
61	Gadag	Mundargi	BIDARAHALLI	GP	Bengal Gram	RF	303	4	715.77			

Government of Karnataka
Directorate of Economics and Statistics
GP Level Average Yield data for Rabi season 2017-18

S.N	District	Taluk	Insurance Unit (hobli/ GP)	GP/ HOBLI	Crop	IRR_RF	Area_S own_H a	No_CCEs_Conducted	Average Yield(Kg/Ha)	Name_Of Higher_Level	No_cce Conducted_Higher	Higher Average Yield(Kg/Ha)
62	Gadag	Mundargi	DAMBAL	GP	Bengal Gram	RF	1978	4	204.27			
63	Gadag	Mundargi	DONI	GP	Bengal Gram	RF	55	4	229.12			
64	Gadag	Mundargi	HALLIKERI	GP	Bengal Gram	RF	2702	4	714.84			
65	Gadag	Mundargi	HAMMIGI	GP	Bengal Gram	RF	22	4	452.71			
66	Gadag	Mundargi	HAROGERI	GP	Bengal Gram	RF	340	4	230.33			
67	Gadag	Mundargi	HESARUR	GP	Bengal Gram	RF	15			Hobli Level	30	507.57
68	Gadag	Mundargi	HIREWADDATTI	GP	Bengal Gram	RF	263	4	703.90			
69	Gadag	Mundargi	KALAKERI	GP	Bengal Gram	RF	117	4	332.91			
70	Gadag	Mundargi	KORLAHALLI	GP	Bengal Gram	RF	100	4	411.30			
71	Gadag	Mundargi	MEVUNDI	GP	Bengal Gram	RF	1891	4	455.47			
72	Gadag	Mundargi	SHINGALALUR	GP	Bengal Gram	RF	0			Hobli Level	30	507.57
73	Gadag	Mundargi	BIDANALA	GP	Bengal Gram	RF	65	4	281.56			
74	Gadag	Mundargi	MURADI	GP	Bengal Gram	RF	17	4	251.20			
75	Gadag	Mundargi	SHIVAJINAGAR	GP	Bengal Gram	RF	26	4	416.82			
76	Gadag	Mundargi	JANTLI SHIRURA	GP	Bengal Gram	RF	726	4	115.94			
77	Gadag	Mundargi	KADAMPURA	GP	Bengal Gram	RF	24	4	256.72			

Government of Karnataka
Directorate of Economics and Statistics
GP Level Average Yield data for Rabi season 2017-18

S.N	District	Taluk	Insurance Unit (hobli/ GP)	GP/ HOBLI	Crop	IRR_RF	Area_S own_H a	No_CCEs_Conducted	Average Yield(Kg/Ha)	Name_Of_Higher_Level	No_cce Conducted_Higher	Higher Average Yield(Kg/Ha)
78	Gadag	Mundargi	Mundargi (ULB)	GP	Bengal Gram	RF	492	4	795.00			
79	Gadag	Mundargi	ALUR	GP	Sorghum (Jowar/Great Millet)	RF	516	4	2897.40			
80	Gadag	Mundargi	BAGEWADI	GP	Sorghum (Jowar/Great Millet)	RF	118	4	148.44			
81	Gadag	Mundargi	BIDARAHALLI	GP	Sorghum (Jowar/Great Millet)	RF	872	4	740.20			
82	Gadag	Mundargi	DAMBAL	GP	Sorghum (Jowar/Great Millet)	RF	1821	4	190.98			
83	Gadag	Mundargi	DONI	GP	Sorghum (Jowar/Great Millet)	RF	129	4	487.08			
84	Gadag	Mundargi	HALLIKERI	GP	Sorghum (Jowar/Great Millet)	RF	2350	4	387.12			
85	Gadag	Mundargi	HAMMIGI	GP	Sorghum (Jowar/Great Millet)	RF	4			Hobli Level	24	391.49
86	Gadag	Mundargi	HAROGERI	GP	Sorghum (Jowar/Great Millet)	RF	564	4	236.08			
87	Gadag	Mundargi	HESARUR	GP	Sorghum (Jowar/Great Millet)	RF	16	4	115.39			
88	Gadag	Mundargi	HIREWADDATTI	GP	Sorghum (Jowar/Great Millet)	RF	737	4	42.54			
89	Gadag	Mundargi	KALAKERI	GP	Sorghum (Jowar/Great Millet)	RF	100	4	82.95			
90	Gadag	Mundargi	KORLAHALLI	GP	Sorghum (Jowar/Great Millet)	RF	148	4	723.83			
91	Gadag	Mundargi	MEVUNDI	GP	Sorghum (Jowar/Great Millet)	RF	2039	4	814.64			
92	Gadag	Mundargi	SHINGALALUR	GP	Sorghum (Jowar/Great Millet)	RF	0			Hobli Level	24	391.49

Government of Karnataka
Directorate of Economics and Statistics
GP Level Average Yield data for Rabi season 2017-18

S.N	District	Taluk	Insurance Unit (hobli/ GP)	GP/ HOBLI	Crop	IRR_RF	Area_S own_H a	No_CCEs_Conducted	Average Yield(Kg/Ha)	Name_Of_Higher_Level	No_cce Conducted_Higher	Higher Average Yield(Kg/Ha)
93	Gadag	Mundargi	BIDANALA	GP	Sorghum (Jowar/Great Millet)	RF	71			Hobli Level	24	391.49
94	Gadag	Mundargi	MURADI	GP	Sorghum (Jowar/Great Millet)	RF	237	4	757.21			
95	Gadag	Mundargi	SHIVAJINAGAR	GP	Sorghum (Jowar/Great Millet)	RF	32	4	268.00			
96	Gadag	Mundargi	JANTLI SHIRURA	GP	Sorghum (Jowar/Great Millet)	RF	689	4	496.91			
97	Gadag	Mundargi	KADAMPURA	GP	Sorghum (Jowar/Great Millet)	RF	134	4	493.47			
98	Gadag	Mundargi	Mundargi (ULB)	GP	Sorghum (Jowar/Great Millet)	RF	387	4	538.13			
99	Gadag	Naragund	BANAHATTI	GP	Bengal Gram	IRR	975	4	390.99			
100	Gadag	Naragund	BHIRANAHATTI	GP	Bengal Gram	IRR	493	4	390.16			
101	Gadag	Naragund	CHIKKANARAGUND	GP	Bengal Gram	IRR	351	4	438.02			
102	Gadag	Naragund	HADLI	GP	Bengal Gram	IRR	1336	4	297.48			
103	Gadag	Naragund	HIREKOPPA	GP	Bengal Gram	IRR	1193	4	820.26			
104	Gadag	Naragund	HUNSIKATTI	GP	Bengal Gram	IRR	1437	4	458.40			
105	Gadag	Naragund	KANIKIKOPPA	GP	Bengal Gram	IRR	940	4	833.20			
106	Gadag	Naragund	KONNUR	GP	Bengal Gram	IRR	936	4	356.20			
107	Gadag	Naragund	RADDERNAGNUR	GP	Bengal Gram	IRR	499	4	434.78			

291

Government of Karnataka
Directorate of Economics and Statistics
GP Level Average Yield data for Rabi season 2017-18

S.N	District	Taluk	Insurance Unit (hobli/ GP)	GP/ HOBLI	Crop	IRR_RRF	Area_S own_H a	No_CCEs_Conducted	Average Yield(Kg/Ha)	Name_Of_Higher_Level	No_cce Conducted_Higher	Higher Average Yield(Kg/Ha)
108	Gadag	Naragund	SHIROL	GP	Bengal Gram	IRR	579	4	491.05			
109	Gadag	Naragund	SURKOD	GP	Bengal Gram	IRR	619	4	760.40			
110	Gadag	Naragund	VASAN	GP	Bengal Gram	IRR	195	4	295.26			
111	Gadag	Naragund	BENAKANAKOPPA	GP	Bengal Gram	IRR	668	4	918.50			
112	Gadag	Naragund	Naragund (ULB)	GP	Bengal Gram	IRR	2835	4	632.59			
113	Gadag	Naragund	BANAHATTI	GP	Sorghum (Jowar/Great Millet)	IRR	234	4	921.71			
114	Gadag	Naragund	BHIRANAHATTI	GP	Sorghum (Jowar/Great Millet)	IRR	129	4	1040.82			
115	Gadag	Naragund	CHIKKANARAGUND	GP	Sorghum (Jowar/Great Millet)	IRR	310	4	1561.23			
116	Gadag	Naragund	HADLI	GP	Sorghum (Jowar/Great Millet)	IRR	662	4	291.99			
117	Gadag	Naragund	HIREKOPPA	GP	Sorghum (Jowar/Great Millet)	IRR	1413	4	584.06			
118	Gadag	Naragund	HUNSIKATTI	GP	Sorghum (Jowar/Great Millet)	IRR	611	4	1431.78			
119	Gadag	Naragund	KANIKIKOPPA	GP	Sorghum (Jowar/Great Millet)	IRR	289	4	1027.64			
120	Gadag	Naragund	KONNUR	GP	Sorghum (Jowar/Great Millet)	IRR	739	4	1494.42			
121	Gadag	Naragund	RADDERNAGNUR	GP	Sorghum (Jowar/Great Millet)	IRR	498	4	728.42			

Government of Karnataka
Directorate of Economics and Statistics
GP Level Average Yield data for Rabi season 2017-18

S.N	District	Taluk	Insurance Unit (hobli/ GP)	GP/ HOBLI	Crop	IRR_ RF	Area_ S own_ H a	No_ CCEs_ Conducted	Average Yield(Kg/Ha)	Name_ Of_ Higher_ Le vel	No_ cce Conducted_ Higher	Higher Average Yield(Kg/Ha)
122	Gadag	Naragund	SHIROL	GP	Sorghum (Jowar/Great Millet)	IRR	724	4	1189.80			
123	Gadag	Naragund	SURKOD	GP	Sorghum (Jowar/Great Millet)	IRR	194	4	568.08			
124	Gadag	Naragund	VASAN	GP	Sorghum (Jowar/Great Millet)	IRR	167	4	1110.76			
125	Gadag	Naragund	BENAKANAKOPPA	GP	Sorghum (Jowar/Great Millet)	IRR	338	4	924.82			
126	Gadag	Naragund	Naragund (ULB)	GP	Sorghum (Jowar/Great Millet)	IRR	1401	4	1056.71			
127	Gadag	Ron	ABBIGERI	GP	Bengal Gram	RF	4096	4	749.18			
128	Gadag	Ron	ASUTI	GP	Bengal Gram	RF	3115	4	231.87			
129	Gadag	Ron	BELAVANAKI	GP	Bengal Gram	RF	2355	4	507.92			
130	Gadag	Ron	CHIKKAMANNUR	GP	Bengal Gram	RF	1578	4	752.98			
131	Gadag	Ron	D.S HADAGALI	GP	Bengal Gram	RF	1375	4	685.46			
132	Gadag	Ron	GOGERI	GP	Bengal Gram	RF	36	4	263.77			
133	Gadag	Ron	HALAKERI	GP	Bengal Gram	RF	497	4	350.57			
134	Gadag	Ron	HIREHALA	GP	Bengal Gram	RF	1720	4	462.52			
135	Gadag	Ron	HOLEALUR	GP	Bengal Gram	RF	415	4	745.31			
136	Gadag	Ron	HOLEMANNUR	GP	Bengal Gram	RF	758	4	542.46			
137	Gadag	Ron	HULLUR	GP	Bengal Gram	RF	1272	4	469.27			

Government of Karnataka
Directorate of Economics and Statistics
GP Level Average Yield data for Rabi season 2017-18

S.N	District	Taluk	Insurance Unit (hobli/ GP)	GP/ HOBLI	Crop	IRR_RF	Area_S own_H a	No_CCEs_Conducted	Average Yield(Kg/Ha)	Name_Of_Higher_Level	No_cce_Conducted_Higher	Higher Average Yield(Kg/Ha)
138	Gadag	Ron	HUNAGUNDI	GP	Bengal Gram	RF	354	4	419.58			
139	Gadag	Ron	ITAGI	GP	Bengal Gram	RF	1680	4	527.08			
140	Gadag	Ron	JAKKALI	GP	Bengal Gram	RF	920	4	255.06			
141	Gadag	Ron	KOTBAL	GP	Bengal Gram	RF	1583	4	599.01			
142	Gadag	Ron	KUNTOGI	GP	Bengal Gram	RF	20	4	268.86			
143	Gadag	Ron	KURAHATTI	GP	Bengal Gram	RF	783	4	414.06			
144	Gadag	Ron	KURADAGI	GP	Bengal Gram	RF	1930	4	714.94			
145	Gadag	Ron	LAKKALAKATTI	GP	Bengal Gram	RF	175	4	276.04			
146	Gadag	Ron	MADALAGERI	GP	Bengal Gram	RF	703	4	159.00			
147	Gadag	Ron	MLLAPUR	GP	Bengal Gram	RF	1738	4	441.94			
148	Gadag	Ron	MENASAGI	GP	Bengal Gram	RF	353	4	162.86			
149	Gadag	Ron	MUSHIGERI	GP	Bengal Gram	RF	915	4	298.59			
150	Gadag	Ron	NIDAGUNDI	GP	Bengal Gram	RF	2791	4	289.84			
151	Gadag	Ron	RAJURU	GP	Bengal Gram	RF	362	4	273.28			
152	Gadag	Ron	RAMAPUR	GP	Bengal Gram	RF	585	4	237.40			
153	Gadag	Ron	SAVADI	GP	Bengal Gram	RF	3577	4	549.32			

Government of Karnataka
Directorate of Economics and Statistics
GP Level Average Yield data for Rabi season 2017-18

S.N	District	Taluk	Insurance Unit (hobli/ GP)	GP/ HOBLI	Crop	IRR_RF	Area_S own_H a	No_CCEs_Conducted	Average Yield(Kg/Ha)	Name_Of_Higher_Level	No_cce Conducted_Higher	Higher Average Yield(Kg/Ha)
154	Gadag	Ron	SHANTAGERI	GP	Bengal Gram	RF	24	4	457.49			
155	Gadag	Ron	SUDI	GP	Bengal Gram	RF	1770	4	374.31			
156	Gadag	Ron	YAVAGAL	GP	Bengal Gram	RF	2704	4	256.72			
157	Gadag	Ron	AMARAGOL	GP	Bengal Gram	RF	407	4	669.67			
158	Gadag	Ron	GULAGULI	GP	Bengal Gram	RF	1587	4	245.07			
159	Gadag	Ron	HOSALLI	GP	Bengal Gram	RF	1975	4	361.06			
160	Gadag	Ron	KOUJAGERI	GP	Bengal Gram	RF	2890	4	151.82			
161	Gadag	Ron	MARANABASARI	GP	Bengal Gram	RF	974	4	430.62			
162	Gadag	Ron	Gajendragud(ULB)	GP	Bengal Gram	RF	261	4	473.41			
163	Gadag	Ron	Ron (ULB)	GP	Bengal Gram	RF	4319	4	574.16			
164	Gadag	Ron	Naregal(ULB)	GP	Bengal Gram	RF	6088	4	433.38			
165	Gadag	Ron	ABBIGERI	GP	Sorghum (Jowar/Great Millet)	RF	481	4	1097.53			
166	Gadag	Ron	ASUTI	GP	Sorghum (Jowar/Great Millet)	RF	746	4	304.16			
167	Gadag	Ron	BELAVANAKI	GP	Sorghum (Jowar/Great Millet)	RF	445	4	165.91			
168	Gadag	Ron	CHIKKAMANNUR	GP	Sorghum (Jowar/Great Millet)	RF	1328	4	216.95			

Government of Karnataka
Directorate of Economics and Statistics
GP Level Average Yield data for Rabi season 2017-18

S.N	District	Taluk	Insurance Unit (hobli/ GP)	GP/ HOBLI	Crop	IRR_RF	Area_S own_H a	No_CCEs_Conducted	Average Yield(Kg/Ha)	Name_Of_Higher_Level	No_cce_Conducted_Higher	Higher Average Yield(Kg/Ha)
169	Gadag	Ron	D.S.HADAGALI	GP	Sorghum (Jowar/Great Millet)	RF	489	4	714.67			
170	Gadag	Ron	GOGERI	GP	Sorghum (Jowar/Great Millet)	RF	24	4	442.02			
171	Gadag	Ron	HALAKERI	GP	Sorghum (Jowar/Great Millet)	RF	249	4	3065.01			
172	Gadag	Ron	HIREHALA	GP	Sorghum (Jowar/Great Millet)	RF	547	4	242.48			
173	Gadag	Ron	HOLEALUR	GP	Sorghum (Jowar/Great Millet)	RF	235	4	1008.20			
174	Gadag	Ron	HOLEMANNUR	GP	Sorghum (Jowar/Great Millet)	RF	289	4	461.81			
175	Gadag	Ron	HULLUR	GP	Sorghum (Jowar/Great Millet)	RF	427	4	429.66			
176	Gadag	Ron	HUNAGUNDI	GP	Sorghum (Jowar/Great Millet)	RF	305	4	923.12			
177	Gadag	Ron	ITAGI	GP	Sorghum (Jowar/Great Millet)	RF	308	4	912.52			
178	Gadag	Ron	JAKKALI	GP	Sorghum (Jowar/Great Millet)	RF	423	4	586.20			
179	Gadag	Ron	KOTBAL	GP	Sorghum (Jowar/Great Millet)	RF	607	4	208.45			
180	Gadag	Ron	KUNTOGI	GP	Sorghum (Jowar/Great Millet)	RF	14	4	1763.29			
181	Gadag	Ron	KURAHATTI	GP	Sorghum (Jowar/Great Millet)	RF	667	4	338.20			
182	Gadag	Ron	KURADAGI	GP	Sorghum (Jowar/Great Millet)	RF	383	4	127.62			

Government of Karnataka
Directorate of Economics and Statistics
GP Level Average Yield data for Rabi season 2017-18

S.N	District	Taluk	Insurance Unit (hobli/ GP)	GP/ HOBLI	Crop	IRR_RF	Area_S own_H a	No_CCEs_Conducted	Average Yield(Kg/Ha)	Name_Of Higher_Level	No_cce Conducted_Higher	Higher Average Yield(Kg/Ha)
183	Gadag	Ron	LAKKALAKATTI	GP	Sorghum (Jowar/Great Millet)	RF	130	4	2937.60			
184	Gadag	Ron	MADALAGERI	GP	Sorghum (Jowar/Great Millet)	RF	92	4	162.50			
185	Gadag	Ron	MLLAPUR	GP	Sorghum (Jowar/Great Millet)	RF	387	4	189.31			
186	Gadag	Ron	MENASAGI	GP	Sorghum (Jowar/Great Millet)	RF	328	4	450.93			
187	Gadag	Ron	MUSHIGERI	GP	Sorghum (Jowar/Great Millet)	RF	46	4	510.48			
188	Gadag	Ron	NIDAGUNDI	GP	Sorghum (Jowar/Great Millet)	RF	741	4	1011.59			
189	Gadag	Ron	RAJURU	GP	Sorghum (Jowar/Great Millet)	RF	328	4	534.09			
190	Gadag	Ron	RAMAPUR	GP	Sorghum (Jowar/Great Millet)	RF	755	4	443.25			
191	Gadag	Ron	SAVADI	GP	Sorghum (Jowar/Great Millet)	RF	669	4	395.62			
192	Gadag	Ron	SHANTAGERI	GP	Sorghum (Jowar/Great Millet)	RF	40	4	172.07			
193	Gadag	Ron	SUDI	GP	Sorghum (Jowar/Great Millet)	RF	324	4	813.58			
194	Gadag	Ron	YAVAGAL	GP	Sorghum (Jowar/Great Millet)	RF	463	4	187.18			
195	Gadag	Ron	AMARAGOL	GP	Sorghum (Jowar/Great Millet)	RF	502	4	952.90			
196	Gadag	Ron	GULAGULI	GP	Sorghum (Jowar/Great Millet)	RF	254	4	859.31			

(9/1)

Government of Karnataka
Directorate of Economics and Statistics
GP Level Average Yield data for Rabi season 2017-18

S.N	District	Taluk	Insurance Unit (hobli/ GP)	GP/ HOBLI	Crop	IRR_RF	Area_S own_H a	No_CCEs_Conducted	Average Yield(Kg/Ha)	Name_Of_Higher_Level	No_cce Conducted_Higher	Higher Average Yield(Kg/Ha)
197	Gadag	Ron	HOSALLI	GP	Sorghum (Jowar/Great Millet)	RF	302	4	563.10			
198	Gadag	Ron	KOUJAGERI	GP	Sorghum (Jowar/Great Millet)	RF	745	4	189.30			
199	Gadag	Ron	MARANABASARI	GP	Sorghum (Jowar/Great Millet)	RF	291	4	537.10			
200	Gadag	Ron	Gajendragud(ULB)	GP	Sorghum (Jowar/Great Millet)	RF	253	4	647.97			
201	Gadag	Ron	Ron (ULB)	GP	Sorghum (Jowar/Great Millet)	RF	587	4	723.18			
202	Gadag	Ron	Naregal(ULB)	GP	Sorghum (Jowar/Great Millet)	RF	364	4	395.63			
203	Gadag	Shirahatti	ADARAHALLI	GP	Bengal Gram	RF	58	4	287.08			
204	Gadag	Shirahatti	ADARAKATTI	GP	Bengal Gram	RF	201	4	552.08			
205	Gadag	Shirahatti	BALEHOSUR	GP	Bengal Gram	RF	67	4	472.03			
206	Gadag	Shirahatti	BANNIKOPPA	GP	Bengal Gram	RF	568	4	530.00			
207	Gadag	Shirahatti	BATTUR	GP	Bengal Gram	RF	378	4	320.21			
208	Gadag	Shirahatti	BELLATTI	GP	Bengal Gram	RF	119	4	372.66			
209	Gadag	Shirahatti	CHABBI	GP	Bengal Gram	RF	195	4	340.02			
210	Gadag	Shirahatti	DODDUR	GP	Bengal Gram	RF	241	4	477.55			
211	Gadag	Shirahatti	GOJANUR	GP	Bengal Gram	RF	636	4	235.86			
212	Gadag	Shirahatti	HEBBAL	GP	Bengal Gram	RF	455	4	463.75			

Government of Karnataka
Directorate of Economics and Statistics
GP Level Average Yield data for Rabi season 2017-18

S.N	District	Taluk	Insurance Unit (hobli/ GP)	GP/ HOBLI	Crop	IRR_RF	Area_S own_H a	No_CCEs_Conducted	Average Yield(Kg/Ha)	Name_Of_Higher_Level	No_cce Conducted_Higher	Higher Average Yield(Kg/Ha)
213	Gadag	Shirahatti	ITIGI	GP	Bengal Gram	RF	105	4	380.94			
214	Gadag	Shirahatti	KADKOL	GP	Bengal Gram	RF	280	4	284.32			
215	Gadag	Shirahatti	KOGANUR	GP	Bengal Gram	RF	268	4	336.77			
216	Gadag	Shirahatti	KONCHIGERI	GP	Bengal Gram	RF	287	4	408.54			
217	Gadag	Shirahatti	MACHANAHALLI	GP	Bengal Gram	RF	37	4	325.73			
218	Gadag	Shirahatti	MAGADI	GP	Bengal Gram	RF	82	4	296.74			
219	Gadag	Shirahatti	P-BADNI	GP	Bengal Gram	RF	112	4	516.20			
220	Gadag	Shirahatti	RAMGIRI	GP	Bengal Gram	RF	168	4	492.15			
221	Gadag	Shirahatti	RANATUR	GP	Bengal Gram	RF	50	4	386.46			
222	Gadag	Shirahatti	SHIGLI	GP	Bengal Gram	RF	41	4	496.87			
223	Gadag	Shirahatti	SURANAGI	GP	Bengal Gram	RF	171	4	168.24			
224	Gadag	Shirahatti	TARIKOPPA	GP	Bengal Gram	RF	132	4	518.96			
225	Gadag	Shirahatti	YALAVATTI	GP	Bengal Gram	RF	1072	4	358.85			
226	Gadag	Shirahatti	VADAVI	GP	Bengal Gram	RF	460	4	477.55			
227	Gadag	Shirahatti	GOVANALA	GP	Bengal Gram	RF	78	4	271.75			

9/

Government of Karnataka
Directorate of Economics and Statistics
GP Level Average Yield data for Rabi season 2017-18

S.N	District	Taluk	Insurance Unit (hobli/ GP)	GP/ HOBLI	Crop	IRR_RF	Area_S own_H a	No_CCEs_Conducted	Average Yield(Kg/Ha)	Name_Of Higher_Level	No_cce Conducted_Higher	Higher Average Yield(Kg/Ha)
228	Gadag	Shirahatti	HULLURA	GP	Bengal Gram	RF	68	4	281.56			
229	Gadag	Shirahatti	MADALLI	GP	Bengal Gram	RF	902	4	358.85			
230	Gadag	Shirahatti	Lakshmeshwara (ULB)	GP	Bengal Gram	RF	1270	4	408.54			
231	Gadag	Shirahatti	Shirahatti (ULB)	GP	Bengal Gram	RF	50	4	525.56			
232	Gadag	Shirahatti	ADARAHALLI	GP	Sorghum (Jowar/Great Millet)	RF	546			Hobli Level	57	580.40
233	Gadag	Shirahatti	ADARAKATTI	GP	Sorghum (Jowar/Great Millet)	RF	312	4	86.14			
234	Gadag	Shirahatti	BALEHOSUR	GP	Sorghum (Jowar/Great Millet)	RF	4678	4	202.07			
235	Gadag	Shirahatti	BANNIKOPPA	GP	Sorghum (Jowar/Great Millet)	RF	3635	4	638.10			
236	Gadag	Shirahatti	BATTUR	GP	Sorghum (Jowar/Great Millet)	RF	441	4	888.25			
237	Gadag	Shirahatti	BELLATTI	GP	Sorghum (Jowar/Great Millet)	RF	645	4	803.00			
238	Gadag	Shirahatti	CHABBI	GP	Sorghum (Jowar/Great Millet)	RF	270	4	162.08			
239	Gadag	Shirahatti	DODDUR	GP	Sorghum (Jowar/Great Millet)	RF	1032	4	548.77			
240	Gadag	Shirahatti	GOJANUR	GP	Sorghum (Jowar/Great Millet)	RF	513	4	304.16			
241	Gadag	Shirahatti	HEBBAL	GP	Sorghum (Jowar/Great Millet)	RF	1361	4	842.30			

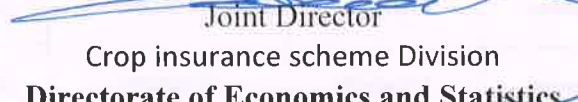
Government of Karnataka
Directorate of Economics and Statistics
GP Level Average Yield data for Rabi season 2017-18

S.N	District	Taluk	Insurance Unit (hobli/ GP)	GP/ HOBLI	Crop	IRR_RF	Area_S own_H a	No_CCEs Conducted	Average Yield(Kg/Ha)	Name_Of Higher_Level	No_cce Conducted_Higher	Higher Average Yield(Kg/Ha)
242	Gadag	Shirahatti	ITIGI	GP	Sorghum (Jowar/Great Millet)	RF	210	4	656.77			
243	Gadag	Shirahatti	KADKOL	GP	Sorghum (Jowar/Great Millet)	RF	348	4	268.29			
244	Gadag	Shirahatti	KOGANUR	GP	Sorghum (Jowar/Great Millet)	RF	561	4	359.28			
245	Gadag	Shirahatti	KONCHIGERI	GP	Sorghum (Jowar/Great Millet)	RF	765	4	468.79			
246	Gadag	Shirahatti	MACHANAHALLI	GP	Sorghum (Jowar/Great Millet)	RF	244	4	362.85			
247	Gadag	Shirahatti	MAGADI	GP	Sorghum (Jowar/Great Millet)	RF	383	4	501.12			
248	Gadag	Shirahatti	P-BADNI	GP	Sorghum (Jowar/Great Millet)	RF	488	4	193.56			
249	Gadag	Shirahatti	RAMGIRI	GP	Sorghum (Jowar/Great Millet)	RF	196	4	1227.71			
250	Gadag	Shirahatti	RANATUR	GP	Sorghum (Jowar/Great Millet)	RF	450	4	655.33			
251	Gadag	Shirahatti	SHIGLI	GP	Sorghum (Jowar/Great Millet)	RF	150	4	1542.08			
252	Gadag	Shirahatti	SURANAGI	GP	Sorghum (Jowar/Great Millet)	RF	615	4	1110.30			
253	Gadag	Shirahatti	TARIKOPPA	GP	Sorghum (Jowar/Great Millet)	RF	184	4	340.32			
254	Gadag	Shirahatti	YALAVATTI	GP	Sorghum (Jowar/Great Millet)	RF	397	4	644.31			
255	Gadag	Shirahatti	VADAVI	GP	Sorghum (Jowar/Great Millet)	RF	1359			Hobli Level	51	676.08

91

Government of Karnataka
Directorate of Economics and Statistics
GP Level Average Yield data for Rabi season 2017-18

S.N	District	Taluk	Insurance Unit (hobli/ GP)	GP/ HOBLI	Crop	IRR_Rf	Area_Sown_Ha	No_CCEs_Conducted	Average Yield(Kg/Ha)	Name_Of_Higher_Level	No_cce_Conducted_Higher	Higher Average Yield(Kg/Ha)
256	Gadag	Shirahatti	GOVANALA	GP	Sorghum (Jowar/Great Millet)	RF	256	4	238.23			
257	Gadag	Shirahatti	HULLURA	GP	Sorghum (Jowar/Great Millet)	RF	425			Hobli Level	51	676.08
258	Gadag	Shirahatti	MADALLI	GP	Sorghum (Jowar/Great Millet)	RF	405	4	473.67			
259	Gadag	Shirahatti	MAJJOORU	GP	Sorghum (Jowar/Great Millet)	RF	169			Hobli Level	51	676.08
260	Gadag	Shirahatti	Lakshmeshwara (ULB)	GP	Sorghum (Jowar/Great Millet)	RF	1255	4	528.91			
261	Gadag	Shirahatti	Shirahatti (ULB)	GP	Sorghum (Jowar/Great Millet)	RF	400	4	2029.16			


Joint Director
Crop insurance scheme Division
Directorate of Economics and Statistics

Government of Karnataka
Directorate of Economics and Statistics
GP Level Average Yield data for Rabi season 2017-18

S.N	District	Taluk	Insurance Unit (hobli/ GP)	GP/HOBLI	Crop	IRR_Rf	Area_S own_H a	No_CCEs_Conducted	Average Yield(Kg/Ha)	Name_Of Higher_Level	No_cce Conducted_Higher	Higher Average Yield(Kg/Ha)
1	Hasan	Alur	KANATTUR	GP	RAGI	RF				District Level	30	1239.98
2	Hasan	Alur	MADABALU	GP	RAGI	RF				District Level	30	1239.98
3	Hasan	Alur	KUNDOORU	GP	RAGI	RF				District Level	30	1239.98
4	Hasan	Alur	PALYA	GP	RAGI	RF				District Level	30	1239.98
5	Hasan	Alur	TALUR	GP	RAGI	RF				District Level	30	1239.98
6	Hasan	Alur	MAGGE	GP	RAGI	RF				District Level	30	1239.98
7	Hasan	Alur	HUNASAVALLI	GP	RAGI	RF				District Level	30	1239.98
8	Hasan	Arsikere	J.C.PUR	GP	Bengal Gram	RF				Hobli Level	10	912.51
9	Hasan	Arsikere	JAVAGAL	GP	Bengal Gram	RF		4	745.31			
10	Hasan	Arsikere	TALALUR	GP	Bengal Gram	RF				Hobli Level	8	165.62
11	Hasan	Arsikere	ARAKERE	GP	Bengal Gram	RF				Hobli Level	4	745.31
12	Hasan	Arsikere	YADAVANAHALLI	GP	Bengal Gram	RF				Hobli Level	2	728.75
13	Hasan	Arsikere	DUMMENAHALLI	GP	Bengal Gram	RF				Hobli Level	6	97.65
14	Hasan	Arsikere	KALGUNDI	GP	Bengal Gram	RF				Hobli Level	4	982.70

Government of Karnataka
Directorate of Economics and Statistics
GP Level Average Yield data for Rabi season 2017-18

S.N	District	Taluk	Insurance Unit (hobli/ GP)	GP/ HOBLI	Crop	IRR_Rf	Area_S own_H a	No_CCEs_Conducted	Average Yield(Kg/Ha)	Name_Of Higher_Level	No_cce Conducted_Higher	Higher Average Yield(Kg/Ha)
15	Hasan	Arsikere	RAMPURA	GP	Bengal Gram	RF				Hobli Level	6	940.38
16	Hasan	Arsikere	BANDUR	GP	Bengal Gram	RF				Hobli Level	6	603.98
17	Hasan	Arsikere	HIRIYUR	GP	Bengal Gram	RF				Taluk Level	12	703.90
18	Hasan	Arsikere	MADALU	GP	Bengal Gram	RF				Hobli Level	4	982.70
19	Hasan	Arsikere	LALANAKERE	GP	Bengal Gram	RF				Hobli Level	2	728.75
20	Hasan	Arsikere	KURUVANKA	GP	Bengal Gram	RF				Hobli Level	6	510.67
21	Hasan	Arsikere	BAGESHPUR	GP	Bengal Gram	RF				Hobli Level	4	642.48
22	Hasan	Arsikere	KOLAGUNDA	GP	Bengal Gram	RF				Hobli Level	10	767.39
23	Hasan	Belur	NARAYANAPURA	GP	RAGI	RF				Hobli Level	4	2062.17
24	Hasan	Belur	IBBIDU	GP	RAGI	RF				Hobli Level	14	1339.92
25	Hasan	Belur	ANDELE	GP	RAGI	RF				Taluk Level	16	1425.12
26	Hasan	Belur	BANTENAHALLI	GP	RAGI	RF				Hobli Level	4	2062.17
27	Hasan	Belur	CATACATANAHALLI	GP	RAGI	RF				Hobli Level	10	978.80
28	Hasan	Belur	HAGARE	GP	RAGI	RF				Taluk Level	16	1425.12

Government of Karnataka
Directorate of Economics and Statistics
GP Level Average Yield data for Rabi season 2017-18

S.N	District	Taluk	Insurance Unit (hobli/ GP)	GP/ HOBLI	Crop	IRR_RF	Area_S own_H a	No_CCEs_Conducted	Average Yield(Kg/Ha)	Name_Of_Higher_Level	No_cce Conducted_Higher	Higher Average Yield(Kg/Ha)
29	Hasan	Belur	GHATTADAHALLI	GP	RAGI	RF				Hobli Level	10	978.80
30	Hasan	Belur	HEBBALU	GP	RAGI	RF		4	819.85			
31	Hasan	Belur	SANYASIHALLI	GP	RAGI	RF				Hobli Level	4	2062.17
32	Hasan	Belur	HANIKE	GP	RAGI	RF				Hobli Level	4	2062.17
33	Hasan	Belur	KOGILAMANE	GP	RAGI	RF				Hobli Level	6	2254.42
34	Hasan	Belur	MADAGUTTA	GP	RAGI	RF				Hobli Level	2	2382.58
35	Hasan	Delur	KODIHALLI	GP	RAGI	RF		4	1338.53			
36	Hasan	Belur	LAKKUNDA	GP	RAGI	RF				Hobli Level	2	2382.58
37	Hasan	Belur	YALAHANKA	GP	RAGI	RF				Hobli Level	10	978.80
38	Hasan	Belur	YAMASANDI	GP	RAGI	RF				Hobli Level	4	2062.17
39	Hasan	Belur	KALLERE	GP	RAGI	RF				Hobli Level	4	2062.17
40	Hasan	Belur	RAJANASHIRIYUR	GP	RAGI	RF				Hobli Level	10	978.80
41	Hasan	Belur	HULUGUNDI	GP	RAGI	RF				Taluk Level	16	1425.12
42	Hasan	Belur	GONISOMANAHALLI	GP	RAGI	RF				Hobli Level	10	978.80

91.

Government of Karnataka
Directorate of Economics and Statistics
GP Level Average Yleld data for Rabi season 2017-18

S.N	District	Taluk	Insurance Unit (hobli/ GP)	GP/ HOBLI	Crop	IRR_Rf	Area_S own_H a	No_CCEs_Conducted	Average Yield(Kg/Ha)	Name_Of Higher_Level	No_cce Conducted_Higher	Higher Average Yield(Kg/Ha)
43	Hasan	Belur	SAVASIHALLI	GP	RAGI	RF				Hobli Level	10	978.80
44	Hasan	Belur	GANGUR	GP	RAGI	RF				Hobli Level	10	978.80
45	Hasan	Belur	HALEBEEDU	GP	RAGI	RF				Hobli Level	10	978.80
46	Hasan	Belur	ADAGUR	GP	RAGI	RF				Taluk Level	16	1425.12
47	Hasan	Belur	CHIKKAMEDUR	GP	RAGI	RF				Hobli Level	4	2062.17
48	Hasan	Hassan	HANUMANTHAPURA	GP	RAGI	RF				District Level	30	1239.98
49	Hasan	Hassan	MELAGODU	GP	RAGI	RF				District Level	30	1239.98
50	Hasan	Hassan	A.HOSAHALLI	GP	RAGI	RF				District Level	30	1239.98
51	Hasan	Hassan	SHETTIHALLI	GP	RAGI	RF				District Level	30	1239.98
52	Hasan	Hassan	YALUGUNDA	GP	RAGI	RF				District Level	30	1239.98
53	Hasan	Hassan	KATTAYA	GP	RAGI	RF				District Level	30	1239.98
54	Hasan	Hassan	MOSALEHOSAHALLI	GP	RAGI	RF				District Level	30	1239.98
55	Hasan	Hassan	HARALAHALLI	GP	RAGI	RF				District Level	30	1239.98
56	Hasan	Hassan	ANKAPURA	GP	RAGI	RF				District Level	30	1239.98

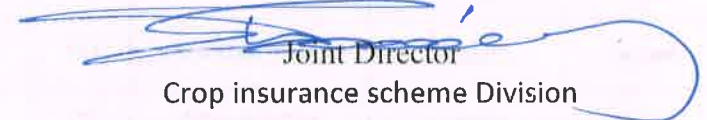
Government of Karnataka
Directorate of Economics and Statistics
GP Level Average Yield data for Rabi season 2017-18

S.N	District	Taluk	Insurance Unit (hobli/ GP)	GP/ HOBLI	Crop	IRR_Rf	Area_S own_H a	No_CCEs_Conducted	Average Yield(Kg/Ha)	Name_Of_Higher_Level	No_cce Conducted_Higher	Higher Average Yield(Kg/Ha)
57	Hasan	Hassan	NITTURAU	GP	RAGI	RF				District Level	30	1239.98
58	Hasan	Hassan	HUVINAHALLIKAVAl	GP	RAGI	RF				District Level	30	1239.98
59	Hasan	Hassan	CHANNANGIHALLI	GP	RAGI	RF				District Level	30	1239.98
60	Hasan	Hassan	SHANKARANAHALLI	GP	RAGI	RF				District Level	30	1239.98
61	Hasan	Hassan	JAGARAVALLI	GP	RAGI	RF				District Level	30	1239.98
62	Hasan	Hassan	TEJUR	GP	RAGI	RF				District Level	30	1239.98
63	Hasan	Hassan	SHANTHIGRAMA	GP	RAGI	RF				District Level	30	1239.98
64	Hasan	Hassan	HONNAVARA	GP	RAGI	RF				District Level	30	1239.98
65	Hasan	Hassan	UGANE	GP	RAGI	RF				District Level	30	1239.98
66	Hasan	Hassan	KANDALI	GP	RAGI	RF				District Level	30	1239.98
67	Hasan	Hassan	MADENUR	GP	RAGI	RF				District Level	30	1239.98
68	Hasan	Hassan	BASAVAGATTA	GP	RAGI	RF				District Level	30	1239.98
69	Hasan	Hassan	B.KATIHALLI	GP	RAGI	RF				District Level	30	1239.98
70	Hasan	Hassan	KOWSHIKA	GP	RAGI	RF				District Level	30	1239.98
71	Hasan	Hassan	KABBALI	GP	RAGI	RF				District Level	30	1239.98
72	Hasan	Hassan	MARKULI	GP	RAGI	RF				District Level	30	1239.98

9;

Government of Karnataka
Directorate of Economics and Statistics
GP Level Average Yield data for Rabi season 2017-18

S.N	District	Taluk	Insurance Unit (hobli/ GP)	GP/ HOBLI	Crop	IRR_Rf	Area_S own_H a	No_CCEs_ Conducted	Average Yield(Kg/Ha)	Name_Of Higher_Le vel	No_cce Conducted_ Higher	Higher Average Yield(Kg/Ha)
73	Hasan	Hassan	KARLE	GP	RAGI	RF				District Level	30	1239.98
74	Hasan	Hassan	SEEGE	GP	RAGI	RF				District Level	30	1239.98
75	Hasan	Hassan	DODDAGENIGERE	GP	RAGI	RF				District Level	30	1239.98
76	Hasan	Hassan	SALAGAME	GP	RAGI	RF				District Level	30	1239.98
77	Hasan	Hassan	GORUR	GP	RAGI	RF				District Level	30	1239.98


Joint Director
Crop insurance scheme Division
Directorate of Economics and Statistics

8

Government of Karnataka
Directorate of Economics and Statistics
GP Level Average Yield data for Rabi season 2017-18

S.N	District	Taluk	Insurance Unit (hobli/ GP)	GP/HOBLI	Crop	IRR_RF	Area_S own_H a	No_CCEs_Conducted	Average Yield(Kg/Ha)	Name_Of_Higher_Level	No_cce_Conducted_Higher	Higher Average Yield(Kg/Ha)
1	Haveri	Byadagi	SUDAMBI	GP	Sorghum (Jowar/Great Millet)	RF	21	4	745.50			
2	Haveri	Byadagi	CHIKKABASUR	GP	Sorghum (Jowar/Great Millet)	RF	3	4	399.88			
3	Haveri	Byadagi	HIREANAJI	GP	Sorghum (Jowar/Great Millet)	RF	89	4	599.82			
4	Haveri	Byadagi	TADAS	GP	Sorghum (Jowar/Great Millet)	RF	12			Hobli Level	83	624.28
5	Haveri	Byadagi	KUMMUR	GP	Sorghum (Jowar/Great Millet)	RF	30	4	165.91			
6	Haveri	Byadagi	HIREHALLI	GP	Sorghum (Jowar/Great Millet)	RF	22	4	1504.18			
7	Haveri	Byadagi	KAGINELE	GP	Sorghum (Jowar/Great Millet)	RF	12	4	382.86			
8	Haveri	Byadagi	HEDIGGONDA	GP	Sorghum (Jowar/Great Millet)	RF	9	4	484.96			
9	Haveri	Byadagi	KERAVADI	GP	Sorghum (Jowar/Great Millet)	RF	49	4	337.34			
10	Haveri	Byadagi	SHIDENUR	GP	Sorghum (Jowar/Great Millet)	RF	54	4	401.97			
11	Haveri	Byadagi	BISALHALLI	GP	Sorghum (Jowar/Great Millet)	RF	70	4	897.60			
12	Haveri	Byadagi	BANNIHATTI	GP	Sorghum (Jowar/Great Millet)	RF	98	4	1152.33			
13	Haveri	Byadagi	KADARAMANDALAGI	GP	Sorghum (Jowar/Great Millet)	RF	89	4	1157.09			
14	Haveri	Byadagi	MASANAGI	GP	Sorghum (Jowar/Great Millet)	RF	338	4	455.18			

51

Government of Karnataka
Directorate of Economics and Statistics
GP Level Average Yield data for Rabi season 2017-18

S.N	District	Taluk	Insurance Unit (hobli/ GP)	GP/HOBLI	Crop	IRR_RF	Area_S own_H a	No_CCEs_Conducted	Average Yield(Kg/Ha)	Name_Of_Higher_Level	No_cce_Conducted_Higher	Higher Average Yield(Kg/Ha)
15	Haveri	Byadagi	MALLUR	GP	Sorghum (Jowar/Great Millet)	RF	593	4	689.15			
16	Haveri	Byadagi	MOTEBENNUR	GP	Sorghum (Jowar/Great Millet)	RF	387	4	1277.68			
17	Haveri	Byadagi	GUNDENAHALLI	GP	Sorghum (Jowar/Great Millet)	RF	140	4	428.17			
18	Haveri	Byadagi	KALLEDEVARU	GP	Sorghum (Jowar/Great Millet)	RF	71	4	285.09			
19	Haveri	Byadagi	BUDAPANAHALLI	GP	Sorghum (Jowar/Great Millet)	RF	126	4	446.67			
20	Haveri	Byadagi	MATTURA	GP	Sorghum (Jowar/Great Millet)	RF	246	4	163.78			
21	Haveri	Byadagi	Byadagi (ULB)	GP	Sorghum (Jowar/Great Millet)	RF	275	4	853.25			
22	Haveri	Hangal	KANCHINEGALUR	GP	Maize (Makka)	IRR	46	4	2729.60			
23	Haveri	Hangal	NAREGAL	GP	Maize (Makka)	IRR	98	4	3750.11			
24	Haveri	Hangal	MARANABEED	GP	Maize (Makka)	IRR	83	4	1049.89			
25	Haveri	Hangal	KARAGUDARI	GP	Maize (Makka)	IRR	50	4	4396.34			
26	Haveri	Hangal	BELAGALPETE	GP	Maize (Makka)	IRR	44	4	2795.45			
27	Haveri	Hangal	MASANAKATTI	GP	Maize (Makka)	IRR	18	4	3015.75			
28	Haveri	Hangal	BALAMBEED	GP	Maize (Makka)	IRR	26	4	4012.52			
29	Haveri	Hangal	KALLAPUR	GP	Maize (Makka)	IRR	22	4	4601.96			
30	Haveri	Hangal	KUSANUR	GP	Maize (Makka)	IRR	81	4	4063.43			

Government of Karnataka
Directorate of Economics and Statistics
GP Level Average Yield data for Rabi season 2017-18

S.N	District	Taluk	Insurance Unit (hobli/ GP)	GP/HOBLI	Crop	IRR_RF	Area_S own_H a	No_CCEs_Conducted	Average Yield(Kg/Ha)	Name_Of_Higher_Level	No_cce Conducted_Higher	Higher Average Yield(Kg/Ha)
31	Haveri	Hangal	HIREHULLAL	GP	Maize (Makka)	IRR	78	4	4332.70			
32	Haveri	Hangal	HEERUR	GP	Maize (Makka)	IRR	48	4	4846.75			
33	Haveri	Hangal	SHADAGUPPI	GP	Maize (Makka)	IRR	40	4	3919.26			
34	Haveri	Hangal	SHIRAGOD	GP	Maize (Makka)	IRR	52			Hobli Level	27	3958.99
35	Haveri	Hangal	SURALESHWAR	GP	Maize (Makka)	IRR	35	4	3128.35			
36	Haveri	Hangal	MANTAGI	GP	Maize (Makka)	IRR	64	4	4269.05			
37	Haveri	Hangal	GONDI	GP	Maize (Makka)	IRR	108	4	3843.12			
38	Haveri	Hangal	SOMASAGAR	GP	Maize (Makka)	IRR	92	4	4763.52			
39	Haveri	Hangal	MALAGUND	GP	Maize (Makka)	IRR	4			Hobli Level	53	4148.08
40	Haveri	Hangal	SAMMASAGI	GP	Maize (Makka)	IRR	1			Hobli Level	27	3958.99
41	Haveri	Hangal	HAVANAGI	GP	Maize (Makka)	IRR	29	4	4365.89			
42	Haveri	Hangal	SANVASAGI	GP	Maize (Makka)	IRR	151	4	4504.04			
43	Haveri	Hangal	KUDAL	GP	Maize (Makka)	IRR	160	4	2594.72			
44	Haveri	Hangal	BOMMANAHALLI	GP	Maize (Makka)	IRR	70	4	6685.08			
45	Haveri	Hangal	YALAVATTI	GP	Maize (Makka)	IRR	37	4	3280.12			
46	Haveri	Hangal	HULLATTI	GP	Maize (Makka)	IRR	60	4	3358.45			

8

Government of Karnataka
Directorate of Economics and Statistics
GP Level Average Yield data for Rabi season 2017-18

S.N	District	Taluk	Insurance Unit (hobli/ GP)	GP/ HOBLI	Crop	IRR_Rf	Area_S own_H a	No_CCEs_Conducted	Average Yield(Kg/Ha)	Name_Of_Higher_Level	No_cce_Conducted_Higher	Higher Average Yield(Kg/Ha)
47	Haveri	Hangal	ALADAKATTI	GP	Maize (Makka)	IRR	7			Hobli Level	44	3442.34
48	Haveri	Haveri	SANGUR	GP	Maize (Makka)	IRR	83	4	3887.19			
49	Haveri	Haveri	ALADAKATTI	GP	Maize (Makka)	IRR	109	4	3206.69			
50	Haveri	Haveri	KULENUR	GP	Maize (Makka)	IRR	135	4	3192.00			
51	Haveri	Haveri	DEVIHOSUR	GP	Maize (Makka)	IRR	56	4	3696.25			
52	Haveri	Haveri	DEVAGIRI	GP	Maize (Makka)	IRR	124	4	2462.54			
53	Haveri	Haveri	NAGANUR	GP	Maize (Makka)	IRR	123	4	3236.06			
54	Haveri	Haveri	HOMBARADI	GP	Maize (Makka)	IRR	87	4	1943.59			
55	Haveri	Haveri	KANAKAPUR	GP	Maize (Makka)	IRR	42	4	2947.21			
56	Haveri	Haveri	KURABAGONDA	GP	Maize (Makka)	IRR	91	4	2800.34			
57	Haveri	Haveri	KOLUR	GP	Maize (Makka)	IRR	23	4	4582.38			
58	Haveri	Haveri	KARJAGI	GP	Maize (Makka)	IRR	33	4	4381.65			
59	Haveri	Haveri	AGADI	GP	Maize (Makka)	IRR	41	4	3652.19			
60	Haveri	Haveri	KALLIHAL	GP	Maize (Makka)	IRR	30	4	3539.59			
61	Haveri	Haveri	KATENAHALLI	GP	Maize (Makka)	IRR	50	4	1924.01			
62	Haveri	Haveri	KONANATAMBAGI	GP	Maize (Makka)	IRR	58	4	3524.91			

Government of Karnataka
Directorate of Economics and Statistics
GP Level Average Yield data for Rabi season 2017-18

S.N	District	Taluk	Insurance Unit (hobli/ GP)	GP/ HOBLI	Crop	IRR_Rf	Area_S own_H a	No_CCEs_Conducted	Average Yield(Kg/Ha)	Name_Of_Higher_Level	No_cce_Conducted_Higher	Higher Average Yield(Kg/Ha)
63	Haveri	Haveri	HOSARITTI	GP	Maize (Makka)	IRR	608	4	1879.95			
64	Haveri	Haveri	HANDIGANUR	GP	Maize (Makka)	IRR	109	4	1370.80			
65	Haveri	Haveri	KANVALLI	GP	Maize (Makka)	IRR	48	4	1576.42			
66	Haveri	Haveri	NEGALUR	GP	Maize (Makka)	IRR	198	4	1914.22			
67	Haveri	Haveri	MAROL	GP	Maize (Makka)	IRR	162	4	2007.24			
68	Haveri	Haveri	HALAGI	GP	Maize (Makka)	IRR	415	4	2227.54			
69	Haveri	Haveri	MEVUNDI	GP	Maize (Makka)	IRR	86	4	2178.59			
70	Haveri	Haveri	HAVANUR	GP	Maize (Makka)	IRR	154	4	2643.68			
71	Haveri	Haveri	HANVASHI	GP	Maize (Makka)	IRR	138	4	2320.56			
72	Haveri	Haveri	BASAPUR	GP	Maize (Makka)	IRR	240	4	1816.80			
73	Haveri	Haveri	KURAGUND	GP	Maize (Makka)	IRR	155	4	2134.53			
74	Haveri	Haveri	KANCHARAGATTI	GP	Maize (Makka)	IRR	202	4	4357.18			
75	Haveri	Haveri	HOSAKITTURA	GP	Maize (Makka)	IRR	25	4	3108.77			
76	Haveri	Haveri	Guttal(ULB)	GP	Maize (Makka)	IRR	337	4	1938.70			
77	Haveri	Haveri	SANGUR	GP	Sorghum (Jowar/Great Millet)	RF	124	4	786.99			

2

Government of Karnataka
Directorate of Economics and Statistics
GP Level Average Yield data for Rabi season 2017-18

S.N	District	Taluk	Insurance Unit (hobli/ GP)	GP/HOBLI	Crop	IRR_Rf	Area_Sown_Ha	No_CCEs_Conducted	Average Yield(Kg/Ha)	Name_Of_Higher_Level	No_cce_Conducted_Higher	Higher Average Yield(Kg/Ha)
78	Haveri	Haveri	KABBUR	GP	Sorghum (Jowar/Great Millet)	RF	114	4	230.28			
79	Haveri	Haveri	ALADAKATTI	GP	Sorghum (Jowar/Great Millet)	RF	277	4	723.79			
80	Haveri	Haveri	KULENUR	GP	Sorghum (Jowar/Great Millet)	RF	55	4	889.09			
81	Haveri	Haveri	DEVIHOSUR	GP	Sorghum (Jowar/Great Millet)	RF	845	4	938.43			
82	Haveri	Haveri	DEVAGIRI	GP	Sorghum (Jowar/Great Millet)	RF	348	4	848.67			
83	Haveri	Haveri	NAGANUR	GP	Sorghum (Jowar/Great Millet)	RF	101	4	1548.46			
84	Haveri	Haveri	HOMBARADI	GP	Sorghum (Jowar/Great Millet)	RF	116	4	255.24			
85	Haveri	Haveri	KANAKAPUR	GP	Sorghum (Jowar/Great Millet)	RF	6			Hobli Level	86	681.32
86	Haveri	Haveri	KURABAGONDA	GP	Sorghum (Jowar/Great Millet)	RF	54	4	571.33			
87	Haveri	Haveri	KOLUR	GP	Sorghum (Jowar/Great Millet)	RF	43	4	310.54			
88	Haveri	Haveri	KARJAGI	GP	Sorghum (Jowar/Great Millet)	RF	142	4	876.33			
89	Haveri	Haveri	AGADI	GP	Sorghum (Jowar/Great Millet)	RF	42	4	489.21			
90	Haveri	Haveri	KALLIHAL	GP	Sorghum (Jowar/Great Millet)	RF	118	4	859.31			
91	Haveri	Haveri	KATENAHALLI	GP	Sorghum (Jowar/Great Millet)	RF	25	4	161.65			

Government of Karnataka
Directorate of Economics and Statistics
GP Level Average Yield data for Rabi season 2017-18

S.N	District	Taluk	Insurance Unit (hobli/ GP)	GP/ HOBLI	Crop	IRR_RF	Area_S own_H a	No_CCEs_Conducted	Average Yield(Kg/Ha)	Name_Of_Higher_Level	No_cce_Conducted_Higher	Higher Average Yield(Kg/Ha)
92	Haveri	Haveri	YALAGACHCHA	GP	Sorghum (Jowar/Great Millet)	RF	226	4	633.85			
93	Haveri	Haveri	KONANATAMBAGI	GP	Sorghum (Jowar/Great Millet)	RF	11	4	739.22			
94	Haveri	Haveri	HOSARITTI	GP	Sorghum (Jowar/Great Millet)	RF	357	4	612.58			
95	Haveri	Haveri	HANDIGANUR	GP	Sorghum (Jowar/Great Millet)	RF	317	4	527.50			
96	Haveri	Haveri	KANVALLI	GP	Sorghum (Jowar/Great Millet)	RF	27	4	518.99			
97	Haveri	Haveri	NEGALUR	GP	Sorghum (Jowar/Great Millet)	RF	247	4	333.09			
98	Haveri	Haveri	MAROL	GP	Sorghum (Jowar/Great Millet)	RF	69	4	280.76			
99	Haveri	Haveri	HALAGI	GP	Sorghum (Jowar/Great Millet)	RF	201	4	1510.17			
100	Haveri	Haveri	BELAVAGI	GP	Sorghum (Jowar/Great Millet)	RF	45	4	1624.18			
101	Haveri	Haveri	MEVUNDI	GP	Sorghum (Jowar/Great Millet)	RF	9	4	412.64			
102	Haveri	Haveri	HAVANUR	GP	Sorghum (Jowar/Great Millet)	RF	110	4	293.53			
103	Haveri	Haveri	BASAPUR	GP	Sorghum (Jowar/Great Millet)	RF	23	4	388.56			
104	Haveri	Haveri	KURAGUND	GP	Sorghum (Jowar/Great Millet)	RF	8	4	348.83			
105	Haveri	Haveri	KANCHARAGATTI	GP	Sorghum (Jowar/Great Millet)	RF	35	4	548.77			

Government of Karnataka
Directorate of Economics and Statistics
GP Level Average Yield data for Rabi season 2017-18

S.N	District	Taluk	Insurance Unit (hobli/ GP)	GP/ HOBLI	Crop	IRR_RRF	Area_S own_H a	No_CCEs_Conducted	Average Yield(Kg/Ha)	Name_Of_Higher_Level	No_cce Conducted_Higher	Higher Average Yield(Kg/Ha)
106	Haveri	Haveri	BUDAGATTI	GP	Sorghum (Jowar/Great Millet)	RF	44	4	918.86			
107	Haveri	Haveri	HOSAKITTURA	GP	Sorghum (Jowar/Great Millet)	RF	161	4	387.12			
108	Haveri	Haveri	NELOGALL	GP	Sorghum (Jowar/Great Millet)	RF	100	4	408.39			
109	Haveri	Haveri	Haveri (ULB)	GP	Sorghum (Jowar/Great Millet)	RF	124	4	744.81			
110	Haveri	Haveri	Guttal(ULB)	GP	Sorghum (Jowar/Great Millet)	RF	305	4	714.67			
111	Haveri	Hirekerur	KODA	GP	Sorghum (Jowar/Great Millet)	RF	0			Hobli Level	32	703.15
112	Haveri	Hirekerur	YATTINAHALLI MK	GP	Sorghum (Jowar/Great Millet)	RF	68	4	361.59			
113	Haveri	Hirekerur	ABALUR	GP	Sorghum (Jowar/Great Millet)	RF	43	4	659.37			
114	Haveri	Hirekerur	SHIRAGAMBI	GP	Sorghum (Jowar/Great Millet)	RF	21	4	342.45			
115	Haveri	Hirekerur	INGALAGONDI	GP	Sorghum (Jowar/Great Millet)	RF	100	4	639.91			
116	Haveri	Hirekerur	NESHWI	GP	Sorghum (Jowar/Great Millet)	RF	9	4	316.92			
117	Haveri	Hirekerur	KUDAPALI	GP	Sorghum (Jowar/Great Millet)	RF	153	4	706.17			
118	Haveri	Hirekerur	TAVARAGI	GP	Sorghum (Jowar/Great Millet)	RF	41	4	570.04			
119	Haveri	Hirekerur	MAKARI	GP	Sorghum (Jowar/Great Millet)	RF	4			Hobli Level	30	581.89
120	Haveri	Hirekerur	KANAVISIDDAGERI	GP	Sorghum (Jowar/Great Millet)	RF	13	4	402.01			

Government of Karnataka
Directorate of Economics and Statistics
GP Level Average Yield data for Rabi season 2017-18

S.N	District	Taluk	Insurance Unit (hobli/ GP)	GP/HOBLI	Crop	IRR_RF	Area_S own_H a	No_CCEs_Conducted	Average Yield(Kg/Ha)	Name_Of_Higher_Level	No_cce Conducted_Higher	Higher Average Yield(Kg/Ha)
121	Haveri	Hirekerur	HIREMORAB	GP	Sorghum (Jowar/Great Millet)	RF	45	4	667.88			
122	Haveri	Hirekerur	NAGAVAND	GP	Sorghum (Jowar/Great Millet)	RF	7	4	776.28			
123	Haveri	Hirekerur	MASUR	GP	Sorghum (Jowar/Great Millet)	RF	6	4	1531.44			
124	Haveri	Hirekerur	KODAMAGGI	GP	Sorghum (Jowar/Great Millet)	RF	24	4	489.21			
125	Haveri	Hirekerur	NIDANEGILU	GP	Sorghum (Jowar/Great Millet)	RF	46	4	915.11			
126	Haveri	Hirekerur	CHANNALLI	GP	Sorghum (Jowar/Great Millet)	RF	6	4	467.94			
127	Haveri	Hirekerur	HANSABHAVI	GP	Sorghum (Jowar/Great Millet)	RF	20	4	725.70			
128	Haveri	Hirekerur	SUTTAKOTI	GP	Sorghum (Jowar/Great Millet)	RF	33	4	287.15			
129	Haveri	Hirekerur	BETAKERUR	GP	Sorghum (Jowar/Great Millet)	RF	367	4	531.75			
130	Haveri	Hirekerur	CHIKKERUR	GP	Sorghum (Jowar/Great Millet)	RF	64	4	540.40			
131	Haveri	Hirekerur	RATTIHALLI	GP	Sorghum (Jowar/Great Millet)	RF	21	4	616.83			
132	Haveri	Hirekerur	MEDUR	GP	Sorghum (Jowar/Great Millet)	RF	28	4	748.71			
133	Haveri	Hirekerur	BURADIKATTI	GP	Sorghum (Jowar/Great Millet)	RF	68	4	628.37			
134	Haveri	Ranebennur	GUDAGUR	GP	Sorghum (Jowar/Great Millet)	RF	120	4	370.10			
135	Haveri	Ranebennur	HARANAGIRI	GP	Sorghum (Jowar/Great Millet)	RF	90	4	734.50			

Government of Karnataka
Directorate of Economics and Statistics
GP Level Average Yield data for Rabi season 2017-18

S.N	District	Taluk	Insurance Unit (hobli/ GP)	GP/HOBLI	Crop	IRR_RF	Area_S own_H a	No_CCEs_Conducted	Average Yield(Kg/Ha)	Name_Of_Higher_Level	No_cce_Conducted_Higher	Higher Average Yield(Kg/Ha)
136	Haveri	Ranebennur	HALAGERI	GP	Sorghum (Jowar/Great Millet)	RF	545	4	310.54			
137	Haveri	Ranebennur	ANTARAVALLI	GP	Sorghum (Jowar/Great Millet)	RF	202	4	774.23			
138	Haveri	Ranebennur	KUPPELUR	GP	Sorghum (Jowar/Great Millet)	RF	218	4	527.50			
139	Haveri	Ranebennur	BILLAHALLI	GP	Sorghum (Jowar/Great Millet)	RF	130	4	417.83			
140	Haveri	Ranebennur	MALANAYKANAHALLI	GP	Sorghum (Jowar/Great Millet)	RF	52	4	244.75			
141	Haveri	Ranebennur	LINGADAHALLI	GP	Sorghum (Jowar/Great Millet)	RF	44	4	869.35			
142	Haveri	Ranebennur	SUNAKALBIDIRI	GP	Sorghum (Jowar/Great Millet)	RF	70	4	1878.31			
143	Haveri	Ranebennur	GUDDAGUDDAPUR	GP	Sorghum (Jowar/Great Millet)	RF	230	4	1171.62			
144	Haveri	Ranebennur	KODIYAL	GP	Sorghum (Jowar/Great Millet)	RF	0			Hobli Level	32	620.01
145	Haveri	Ranebennur	MUDENUR	GP	Sorghum (Jowar/Great Millet)	RF	37	4	712.51			
146	Haveri	Ranebennur	KARUR	GP	Sorghum (Jowar/Great Millet)	RF	8	4	238.22			
147	Haveri	Ranebennur	CHALAGERI	GP	Sorghum (Jowar/Great Millet)	RF	380	4	646.61			
148	Haveri	Ranebennur	KAMADOD	GP	Sorghum (Jowar/Great Millet)	RF	55	4	1205.11			
149	Haveri	Ranebennur	ITAGI	GP	Sorghum (Jowar/Great Millet)	RF	525	4	1103.41			

Government of Karnataka
Directorate of Economics and Statistics
GP Level Average Yield data for Rabi season 2017-18

S.N	District	Taluk	Insurance Unit (hobli/ GP)	GP/HOBLI	Crop	IRR_RF	Area_S own_H a	No_CCEs_Conducted	Average Yield(Kg/Ha)	Name_Of_Higher_Level	No_cce Conducted_Higher	Higher Average Yield(Kg/Ha)
150	Haveri	Ranebennur	JOYISARAHARALAHALLI	GP	Sorghum (Jowar/Great Millet)	RF	3	4	1660.32			
151	Haveri	Ranebennur	KAJJARI	GP	Sorghum (Jowar/Great Millet)	RF	365	4	511.84			
152	Haveri	Ranebennur	ASUNDI	GP	Sorghum (Jowar/Great Millet)	RF	70	4	690.52			
153	Haveri	Ranebennur	HANUMAPURA	GP	Sorghum (Jowar/Great Millet)	RF	20	4	518.99			
154	Haveri	Ranebennur	HONNATTI	GP	Sorghum (Jowar/Great Millet)	RF	130	4	1959.44			
155	Haveri	Ranebennur	CHIKKAKURAVATTI	GP	Sorghum (Jowar/Great Millet)	RF	103	4	844.57			
156	Haveri	Ranebennur	UKKUND	GP	Sorghum (Jowar/Great Millet)	RF	770	4	1148.58			
157	Haveri	Ranebennur	BENAKANAKONDA	GP	Sorghum (Jowar/Great Millet)	RF	5	4	456.11			
158	Haveri	Ranebennur	GUDDADANVERI	GP	Sorghum (Jowar/Great Millet)	RF	625	4	752.09			
159	Haveri	Ranebennur	HEDIYAL	GP	Sorghum (Jowar/Great Millet)	RF	4	4	416.90			
160	Haveri	Ranebennur	SOMALAPUR	GP	Sorghum (Jowar/Great Millet)	RF	16			Hobli Level	26	551.71
161	Haveri	Ranebennur	Y.T. HONNATHI	GP	Sorghum (Jowar/Great Millet)	RF	163	4	423.99			
162	Haveri	Ranebennur	Ranebennur(ULB)	GP	Sorghum (Jowar/Great Millet)	RF	350	4	2175.20			
163	Haveri	Savanur	KARADAGI	GP	Sorghum (Jowar/Great Millet)	RF	334	4	148.89			

②

Government of Karnataka
Directorate of Economics and Statistics
GP Level Average Yield data for Rabi season 2017-18

S.N	District	Taluk	Insurance Unit (hobli/ GP)	GP/HOBLI	Crop	IRR_RF	Area_S own_H a	No_CCEs_Conducted	Average Yield(Kg/Ha)	Name_Of_Higher_Level	No_cce_Conducted_Higher	Higher Average Yield(Kg/Ha)
164	Haveri	Savanur	CHILLURABADNI	GP	Sorghum (Jowar/Great Millet)	RF	284	4	397.75			
165	Haveri	Savanur	MANTRODI	GP	Sorghum (Jowar/Great Millet)	RF	292	4	170.16			
166	Haveri	Savanur	TEVARAMELLIHALLI	GP	Sorghum (Jowar/Great Millet)	RF	484	4	298.42			
167	Haveri	Savanur	KURUBARAMALLUR	GP	Sorghum (Jowar/Great Millet)	RF	439	4	393.29			
168	Haveri	Savanur	TEGGIHALLI	GP	Sorghum (Jowar/Great Millet)	RF	665	4	138.26			
169	Haveri	Savanur	KUNIMELLIHALLI	GP	Sorghum (Jowar/Great Millet)	RF	160	4	319.39			
170	Haveri	Savanur	HURALIKUPPI	GP	Sorghum (Jowar/Great Millet)	RF	51	4	263.75			
171	Haveri	Savanur	TONDUR	GP	Sorghum (Jowar/Great Millet)	RF	150	4	553.02			
172	Haveri	Savanur	KALASUR	GP	Sorghum (Jowar/Great Millet)	RF	159	4	582.80			
173	Haveri	Savanur	HIREMUGUDUR	GP	Sorghum (Jowar/Great Millet)	RF	250	4	387.12			
174	Haveri	Savanur	HIREMARALIHALLI	GP	Sorghum (Jowar/Great Millet)	RF	48	4	233.97			
175	Haveri	Savanur	JALLAPUR	GP	Sorghum (Jowar/Great Millet)	RF	247	4	327.56			
176	Haveri	Savanur	SHIRABADAGI	GP	Sorghum (Jowar/Great Millet)	RF	143	4	140.38			
177	Haveri	Savanur	YALAVIGI	GP	Sorghum (Jowar/Great Millet)	RF	142	4	310.54			


Government of Karnataka
Directorate of Economics and Statistics
GP Level Average Yield data for Rabi season 2017-18

S.N	District	Taluk	Insurance Unit (hobli/ GP)	GP/ HOBLI	Crop	IRR_RF	Area_S own_H a	No_CCEs Conducted	Average Yield(Kg/Ha)	Name_Of_Higher_Level	No_cce Conducted_Higher	Higher Average Yield(Kg/Ha)
178	Haveri	Savanur	HUVINASHIGLI	GP	Sorghum (Jowar/Great Millet)	RF	371	4	208.45			
179	Haveri	Savanur	HESARUR	GP	Sorghum (Jowar/Great Millet)	RF	341	4	157.40			
180	Haveri	Savanur	ICHCHANGI	GP	Sorghum (Jowar/Great Millet)	RF	232	4	140.38			
181	Haveri	Savanur	KADAKOL	GP	Sorghum (Jowar/Great Millet)	RF	349	4	408.39			
182	Haveri	Savanur	HATTIMATTUR	GP	Sorghum (Jowar/Great Millet)	RF	334	4	529.63			
183	Haveri	Savanur	DAMBARAMATTUR	GP	Sorghum (Jowar/Great Millet)	RF	56	4	650.86			
184	Haveri	Savanur	Savanur(ULB)	GP	Sorghum (Jowar/Great Millet)	RF	456	4	259.49			
185	Haveri	Shiggaon	BADA	GP	Sorghum (Jowar/Great Millet)	RF	251	4	578.55			
186	Haveri	Shiggaon	NARAYANPUR	GP	Sorghum (Jowar/Great Millet)	RF	384	4	921.62			
187	Haveri	Shiggaon	KUNDUR	GP	Sorghum (Jowar/Great Millet)	RF	105	4	365.05			
188	Haveri	Shiggaon	VANAHALLI	GP	Sorghum (Jowar/Great Millet)	RF	42	4	246.30			
189	Haveri	Shiggaon	HIREMALLUR	GP	Sorghum (Jowar/Great Millet)	RF	375	4	463.69			
190	Haveri	Shiggaon	BANNUR	GP	Sorghum (Jowar/Great Millet)	RF	345	4	437.22			
191	Haveri	Shiggaon	KABANUR	GP	Sorghum (Jowar/Great Millet)	RF	307	4	656.49			
192	Haveri	Shiggaon	HIREMANAKATTI	GP	Sorghum (Jowar/Great Millet)	RF	261	4	577.25			

31

Government of Karnataka
Directorate of Economics and Statistics
GP Level Average Yield data for Rabi season 2017-18

S.N	District	Taluk	Insurance Unit (hobli/ GP)	GP/ HOBLI	Crop	IRR_RF	Area_S own_H a	No_CCEs_Conducted	Average Yield(Kg/Ha)	Name_Of_Higher_Level	No_cce_Conducted_Higher	Higher Average Yield(Kg/Ha)
193	Haveri	Shiggaon	HIREBENDIGERI	GP	Sorghum (Jowar/Great Millet)	RF	128	4	1076.26			
194	Haveri	Shiggaon	KYALAKONDA	GP	Sorghum (Jowar/Great Millet)	RF	806	4	446.67			
195	Haveri	Shiggaon	HULAGUR	GP	Sorghum (Jowar/Great Millet)	RF	41	4	1597.05			
196	Haveri	Shiggaon	BASAVANAL	GP	Sorghum (Jowar/Great Millet)	RF	156	4	324.25			
197	Haveri	Shiggaon	ATTIGERI	GP	Sorghum (Jowar/Great Millet)	RF	121	4	671.56			
198	Haveri	Shiggaon	SISHUVINAL	GP	Sorghum (Jowar/Great Millet)	RF	92	4	697.23			
199	Haveri	Shiggaon	HANUMARAHALLI	GP	Sorghum (Jowar/Great Millet)	RF	447	4	425.40			
200	Haveri	Shiggaon	GUDDADACHANNAPUR	GP	Sorghum (Jowar/Great Millet)	RF	31	4	249.47			
201	Haveri	Shiggaon	Bankapura(ULB)	GP	Sorghum (Jowar/Great Millet)	RF	636	4	451.00			
202	Haveri	Shiggaon	Shiggaon (ULB)	GP	Sorghum (Jowar/Great Millet)	RF	194	4	244.61			


Joint Director
Crop insurance scheme Division
Directorate of Economics and Statistics

Government of Karnataka
Directorate of Economics and Statistics
GP Level Average Yield data for Rabi season 2017-18

S.N	District	Taluk	Insurance Unit (hobli/ GP)	GP/HOBLI	Crop	IRR_RF	Area_S own_H a	No_CCEs_Conducted	Average Yield(Kg/Ha)	Name_Of_Higher_Level	No_cce Conducted_Higher	Higher Average Yield(Kg/Ha)
1	Kalaburgi	Afzalpur	KARJAGI	GP	Bengal Gram	IRR		4	1941.44			
2	Kalaburgi	Afzalpur	BALLURGI	GP	Bengal Gram	IRR		4	1375.19			
3	Kalaburgi	Afzalpur	BHAIRAMADAGI	GP	Bengal Gram	IRR		4	1371.95			
4	Kalaburgi	Afzalpur	REVOOR (B)	GP	Bengal Gram	IRR		4	1434.51			
5	Kalaburgi	Afzalpur	Afzalpura (ULB)	GP	Bengal Gram	IRR		4	1402.15			
6	Kalaburgi	Afzalpur	UDACHAN	GP	Bengal Gram	IRR		4	1763.48			
7	Kalaburgi	Afzalpur	ATNOOR	GP	Bengal Gram	IRR		4	1136.83			
8	Kalaburgi	Afzalpur	KALLUR	GP	Bengal Gram	IRR		4	1968.41			
9	Kalaburgi	Afzalpur	GOUR (B)	GP	Bengal Gram	IRR		4	1574.73			
10	Kalaburgi	Afzalpur	KUGNUR	GP	Bengal Gram	IRR		4	1412.94			
11	Kalaburgi	Afzalpur	BIDNOOR	GP	Bengal Gram	IRR		4	609.40			
12	Kalaburgi	Afzalpur	GUDUR	GP	Bengal Gram	IRR		4	1310.48			
13	Kalaburgi	Afzalpur	ANOOR	GP	Bengal Gram	IRR		4	1159.47			

Government of Karnataka
Directorate of Economics and Statistics
GP Level Average Yield data for Rabi season 2017-18

S.N	District	Taluk	Insurance Unit (hobli/ GP)	GP/ HOBLI	Crop	IRR_ RF	Area_S own_H a	No_CCEs_ Conducted	Average Yield(Kg/Ha)	Name_Of_Higher_Level	No_cce Conducted_Higher	Higher Average Yield(Kg/Ha)
14	Kalaburgi	Afzalpur	CHOU DAPUR	GP	Bengal Gram	IRR				Hobli Level	32	1204.46
15	Kalaburgi	Afzalpur	BADADAL	GP	Bengal Gram	IRR		4	1394.07			
16	Kalaburgi	Afzalpur	MASHAL	GP	Bengal Gram	IRR		4	1391.37			
17	Kalaburgi	Afzalpur	ALLAGI B	GP	Bengal Gram	IRR		4	1429.12			
18	Kalaburgi	Afzalpur	DEVAL GHANAGAPUR	GP	Bengal Gram	IRR		4	1329.51			
19	Kalaburgi	Afzalpur	MANNUR	GP	Bengal Gram	IRR		4	1661.01			
20	Kalaburgi	Afzalpur	MALLABAD	GP	Bengal Gram	IRR		4	1795.84			
21	Kalaburgi	Afzalpur	GOBBUR (B)	GP	Bengal Gram	IRR		4	1073.19			
22	Kalaburgi	Afzalpur	MALLABAD	GP	Bengal Gram	RF		4	1291.87			
23	Kalaburgi	Afzalpur	ALLAGI B	GP	Bengal Gram	RF		4	1269.79			
24	Kalaburgi	Afzalpur	ANOOR	GP	Bengal Gram	RF		4	1617.59			
25	Kalaburgi	Afzalpur	MASHAL	GP	Bengal Gram	RF		4	1255.99			
26	Kalaburgi	Afzalpur	BADADAL	GP	Bengal Gram	RF		4	1322.23			

Government of Karnataka
Directorate of Economics and Statistics
GP Level Average Yield data for Rabi season 2017-18

S.N	District	Taluk	Insurance Unit (hobli/ GP)	GP/ HOBLI	Crop	IRR_RF	Area_S own_H a	No_CCEs_Conducted	Average Yield(Kg/Ha)	Name_Of_Higher_Level	No_cce_Conducted_Higher	Higher Average Yield(Kg/Ha)
27	Kalaburgi	Afzalpur	GUDUR	GP	Bengal Gram	RF		4	1231.14			
28	Kalaburgi	Afzalpur	DEVAL GHANAGAPUR	GP	Bengal Gram	RF		4	1111.06			
29	Kalaburgi	Afzalpur	GOBBUR (B)	GP	Bengal Gram	RF		4	899.89			
30	Kalaburgi	Afzalpur	BHAIRAMADAGI	GP	Bengal Gram	RF		4	1024.66			
31	Kalaburgi	Afzalpur	CHOUDAPUR	GP	Bengal Gram	RF				Hobli Level	42	1039.51
32	Kalaburgi	Afzalpur	MANNUR	GP	Bengal Gram	RF		4	1899.16			
33	Kalaburgi	Afzalpur	NANDARAGA	GP	Bengal Gram	RF		4	1479.58			
34	Kalaburgi	Afzalpur	BANKALAGA	GP	Bengal Gram	RF		4	1347.08			
35	Kalaburgi	Afzalpur	BANDARWAD	GP	Bengal Gram	RF		4	1037.91			
36	Kalaburgi	Afzalpur	Afzalpura (ULB)	GP	Bengal Gram	RF		4	1140.05			
37	Kalaburgi	Afzalpur	MADARA(B)	GP	Bengal Gram	RF		4	974.97			
38	Kalaburgi	Afzalpur	KARJAGI	GP	Bengal Gram	RF		4	1501.66			
39	Kalaburgi	Afzalpur	GHATTARGA	GP	Bengal Gram	RF		4	1269.78			

Government of Karnataka
Directorate of Economics and Statistics
GP Level Average Yield data for Rabi season 2017-18

S.N	District	Taluk	Insurance Unit (hobli/ GP)	GP/ HOBLI	Crop	IRR_Rf	Area_S own_H a	No_CCEs_Conducted	Average Yield(Kg/Ha)	Name_Of_Higher_Level	No_cce_Conducted_Higher	Higher Average Yield(Kg/Ha)
40	Kalaburgi	Afzalpur	BALLURGI	GP	Bengal Gram	RF		4	1275.31			
41	Kalaburgi	Afzalpur	ATNOOR	GP	Bengal Gram	RF		4	847.44			
42	Kalaburgi	Afzalpur	RAM NAGAR	GP	Bengal Gram	RF		4	1667.28			
43	Kalaburgi	Afzalpur	REVOOR (B)	GP	Bengal Gram	RF		4	1242.18			
44	Kalaburgi	Afzalpur	TELLUR	GP	Bengal Gram	RF		4	1209.06			
45	Kalaburgi	Afzalpur	UDACHAN	GP	Bengal Gram	RF		4	1402.28			
46	Kalaburgi	Afzalpur	GOUR (B)	GP	Bengal Gram	RF		4	1399.52			
47	Kalaburgi	Afzalpur	KUGNUR	GP	Bengal Gram	RF		4	1165.44			
48	Kalaburgi	Afzalpur	BIDNOOR	GP	Bengal Gram	RF		4	800.52			
49	Kalaburgi	Afzalpur	HASARGUNDAGI	GP	Bengal Gram	RF		4	1214.58			
50	Kalaburgi	Afzalpur	KALLUR	GP	Bengal Gram	RF		4	1329.88			
51	Kalaburgi	Afzalpur	BANDARWAD	GP	Sorghum (Jowar/Great Millet)	IRR		4	938.78			
52	Kalaburgi	Afzalpur	Afzalpura (ULB)	GP	Sorghum (Jowar/Great Millet)	IRR		4	2550.35			
53	Kalaburgi	Afzalpur	BALLURGI	GP	Sorghum (Jowar/Great Millet)	IRR		4	1350.69			

Government of Karnataka
Directorate of Economics and Statistics
GP Level Average Yield data for Rabi season 2017-18

S.N	District	Taluk	Insurance Unit (hobli/ GP)	GP/ HOBLI	Crop	IRR_RF	Area_S own_H a	No_CCEs_ Conducted	Average Yield(Kg/Ha)	Name_Of_Higher_Level	No_cce Conducted_Higher	Higher Average Yield(Kg/Ha)
54	Kalaburgi	Afzalpur	ATNOOR	GP	Sorghum (Jowar/Great Millet)	IRR		4	1115.55			
55	Kalaburgi	Afzalpur	REVOOR (B)	GP	Sorghum (Jowar/Great Millet)	IRR		4	1194.60			
56	Kalaburgi	Afzalpur	MANNUR	GP	Sorghum (Jowar/Great Millet)	IRR		4	160.77			
57	Kalaburgi	Afzalpur	UDACHAN	GP	Sorghum (Jowar/Great Millet)	IRR		4	1152.05			
58	Kalaburgi	Afzalpur	GOUR (B)	GP	Sorghum (Jowar/Great Millet)	IRR				Hobli Level	36	885.66
59	Kalaburgi	Afzalpur	KUGNUR	GP	Sorghum (Jowar/Great Millet)	IRR		4	949.45			
60	Kalaburgi	Afzalpur	HASARGUNDAGI	GP	Sorghum (Jowar/Great Millet)	IRR		4	994.34			
61	Kalaburgi	Afzalpur	KALLUR	GP	Sorghum (Jowar/Great Millet)	IRR		4	1662.65			
62	Kalaburgi	Afzalpur	ALLAGI B	GP	Sorghum (Jowar/Great Millet)	IRR		4	164.35			
63	Kalaburgi	Afzalpur	ANOOR	GP	Sorghum (Jowar/Great Millet)	IRR		4	826.30			
64	Kalaburgi	Afzalpur	MASHAL	GP	Sorghum (Jowar/Great Millet)	IRR		4	1032.88			
65	Kalaburgi	Afzalpur	CHOUDAPUR	GP	Sorghum (Jowar/Great Millet)	IRR		4	1430.14			
66	Kalaburgi	Afzalpur	BHAIRAMADAGI	GP	Sorghum (Jowar/Great Millet)	IRR		4	1120.51			
67	Kalaburgi	Afzalpur	DEVAL GHANAGAPUR	GP	Sorghum (Jowar/Great Millet)	IRR		4	989.18			

Government of Karnataka
Directorate of Economics and Statistics
GP Level Average Yield data for Rabi season 2017-18

S.N	District	Taluk	Insurance Unit (hobli/ GP)	GP/HOBLI	Crop	IRR_RF	Area_S own_H a	No_CCEs_Conducted	Average Yield(Kg/Ha)	Name_Of_Higher_Level	No_cce_Conducted_Higher	Higher Average Yield(Kg/Ha)
68	Kalaburgi	Afzalpur	DEVAL GHANAGAPUR	GP	Sorghum (Jowar/Great Millet)	RF		4	1042.23			
69	Kalaburgi	Afzalpur	MALLABAD	GP	Sorghum (Jowar/Great Millet)	RF		4	833.78			
70	Kalaburgi	Afzalpur	GOBBUR (B)	GP	Sorghum (Jowar/Great Millet)	RF		4	1148.58			
71	Kalaburgi	Afzalpur	ALLAGI B	GP	Sorghum (Jowar/Great Millet)	RF		4	174.37			
72	Kalaburgi	Afzalpur	ANOOOR	GP	Sorghum (Jowar/Great Millet)	RF		4	727.44			
73	Kalaburgi	Afzalpur	BADADAL	GP	Sorghum (Jowar/Great Millet)	RF		4	1382.55			
74	Kalaburgi	Afzalpur	BHAIRAMADAGI	GP	Sorghum (Jowar/Great Millet)	RF		4	1088.17			
75	Kalaburgi	Afzalpur	CHOU DAPUR	GP	Sorghum (Jowar/Great Millet)	RF		4	1106.04			
76	Kalaburgi	Afzalpur	MASHAL	GP	Sorghum (Jowar/Great Millet)	RF		4	1022.49			
77	Kalaburgi	Afzalpur	KALLUR	GP	Sorghum (Jowar/Great Millet)	RF		4	1369.16			
78	Kalaburgi	Afzalpur	Afzalpura (ULB)	GP	Sorghum (Jowar/Great Millet)	RF		4	2401.42			
79	Kalaburgi	Afzalpur	TELLUR	GP	Sorghum (Jowar/Great Millet)	RF		4	1108.72			
80	Kalaburgi	Afzalpur	BANKALAGA	GP	Sorghum (Jowar/Great Millet)	RF		4	175.05			
81	Kalaburgi	Afzalpur	UDACHAN	GP	Sorghum (Jowar/Great Millet)	RF		4	978.42			

Government of Karnataka
Directorate of Economics and Statistics
GP Level Average Yield data for Rabi season 2017-18

S.N	District	Taluk	Insurance Unit (hobli/ GP)	GP/HOBLI	Crop	IRR_RF	Area_S own_H a	No_CCEs_Conducted	Average Yield(Kg/Ha)	Name_Of_Higher_Level	No_cce Conducted_Higher	Higher Average Yield(Kg/Ha)
82	Kalaburgi	Afzalpur	MADARA(B)	GP	Sorghum (Jowar/Great Millet)	RF		4	1191.12			
83	Kalaburgi	Afzalpur	ATNOOR	GP	Sorghum (Jowar/Great Millet)	RF		4	1277.14			
84	Kalaburgi	Afzalpur	GHATTARGA	GP	Sorghum (Jowar/Great Millet)	RF		4	1212.39			
85	Kalaburgi	Afzalpur	BIDNOOR	GP	Sorghum (Jowar/Great Millet)	RF		4	1488.90			
86	Kalaburgi	Afzalpur	REVOOR (B)	GP	Sorghum (Jowar/Great Millet)	RF		4	1109.53			
87	Kalaburgi	Afzalpur	MANNUR	GP	Sorghum (Jowar/Great Millet)	RF		4	855.74			
88	Kalaburgi	Afzalpur	NANDARAGA	GP	Sorghum (Jowar/Great Millet)	RF		4	895.89			
89	Kalaburgi	Afzalpur	BANDARWAD	GP	Sorghum (Jowar/Great Millet)	RF		4	935.88			
90	Kalaburgi	Afzalpur	GOUR (B)	GP	Sorghum (Jowar/Great Millet)	RF		4	1531.44			
91	Kalaburgi	Afzalpur	KUGNUR	GP	Sorghum (Jowar/Great Millet)	RF		4	1220.90			
92	Kalaburgi	Afzalpur	KARJAGI	GP	Sorghum (Jowar/Great Millet)	RF		4	1191.12			
93	Kalaburgi	Afzalpur	BALLURGI	GP	Sorghum (Jowar/Great Millet)	RF		4	1446.36			
94	Kalaburgi	Afzalpur	HASARGUNDAGI	GP	Sorghum (Jowar/Great Millet)	RF		4	1106.04			
95	Kalaburgi	Afzalpur	RAM NAGAR	GP	Sorghum (Jowar/Great Millet)	RF		4	808.86			
96	Kalaburgi	Afzalpur	GUDUR	GP	Sorghum (Jowar/Great Millet)	RF		4	1097.53			

Government of Karnataka
Directorate of Economics and Statistics
GP Level Average Yield data for Rabi season 2017-18

S.N	District	Taluk	Insurance Unit (hobli/ GP)	GP/ HOBLI	Crop	IRR_Rf	Area_S own_H a	No_CCEs_Conducted	Average Yield(Kg/Ha)	Name_Of_Higher_Level	No_cce Conducted_Higher	Higher Average Yield(Kg/Ha)
97	Kalaburgi	Afzalpur	ANOOR	GP	SUNFLOWER	RF				Hobli Level	2	610.50
98	Kalaburgi	Afzalpur	ALLAGI B	GP	SUNFLOWER	RF				Taluk Level	6	493.59
99	Kalaburgi	Afzalpur	CHOUDEPUR	GP	SUNFLOWER	RF				Hobli Level	4	435.14
100	Kalaburgi	Afzalpur	MASHAL	GP	SUNFLOWER	RF				Taluk Level	6	493.59
101	Kalaburgi	Afzalpur	BADADAL	GP	SUNFLOWER	RF				Hobli Level	2	610.50
102	Kalaburgi	Afzalpur	GUDUR	GP	SUNFLOWER	RF				Hobli Level	4	435.14
103	Kalaburgi	Afzalpur	DEVAL GHANAGAPUR	GP	SUNFLOWER	RF				Hobli Level	4	435.14
104	Kalaburgi	Afzalpur	KALLUR	GP	SUNFLOWER	RF				Hobli Level	2	610.50
105	Kalaburgi	Afzalpur	MALLABAD	GP	SUNFLOWER	RF				Hobli Level	2	610.50
106	Kalaburgi	Afzalpur	GOBBUR (B)	GP	SUNFLOWER	RF				Hobli Level	4	435.14
107	Kalaburgi	Afzalpur	BHAIRAMADAGI	GP	SUNFLOWER	RF				Hobli Level	4	435.14
108	Kalaburgi	Afzalpur	Afzalpura (ULB)	GP	SUNFLOWER	RF				Hobli Level	2	610.50
109	Kalaburgi	Afzalpur	UDACHAN	GP	SUNFLOWER	RF				Taluk Level	6	493.59
110	Kalaburgi	Afzalpur	MANNUR	GP	SUNFLOWER	RF				Taluk Level	6	493.59
111	Kalaburgi	Afzalpur	ATNOOR	GP	SUNFLOWER	RF				Hobli Level	4	435.14
112	Kalaburgi	Afzalpur	BANDARWAD	GP	SUNFLOWER	RF				Hobli Level	4	435.14

Government of Karnataka
Directorate of Economics and Statistics
GP Level Average Yield data for Rabi season 2017-18

S.N	District	Taluk	Insurance Unit (hobli/ GP)	GP/HOBLI	Crop	IRR_RF	Area_S own_H a	No_CCEs_Conducted	Average Yield(Kg/Ha)	Name_Of_Higher_Level	No_cce Conducted_Higher	Higher Average Yield(Kg/Ha)
113	Kalaburgi	Afzalpur	HASARGUNDAGI	GP	SUNFLOWER	RF				Hobli Level	4	435.14
114	Kalaburgi	Afzalpur	GOUR (B)	GP	SUNFLOWER	RF				Hobli Level	2	610.50
115	Kalaburgi	Afzalpur	BIDNOOR	GP	SUNFLOWER	RF				Hobli Level	4	435.14
116	Kalaburgi	Afzalpur	BALLURGI	GP	SUNFLOWER	RF				Hobli Level	2	610.50
117	Kalaburgi	Afzalpur	KUGNUR	GP	SUNFLOWER	RF				Hobli Level	4	435.14
118	Kalaburgi	Afzalpur	REVOOR (B)	GP	SUNFLOWER	RF				Hobli Level	6	575.42
119	Kalaburgi	Afzalpur	KARJAGI	GP	SUNFLOWER	RF				Taluk Level	6	493.59
120	Kalaburgi	Afzalpur	BIDNOOR	GP	Wheat	IRR		4	1199.17			
121	Kalaburgi	Afzalpur	HASARGUNDAGI	GP	Wheat	IRR		4	2018.21			
122	Kalaburgi	Afzalpur	UDACHAN	GP	Wheat	IRR		4	2386.58			
123	Kalaburgi	Afzalpur	GOUR (B)	GP	Wheat	IRR		4	2265.10			
124	Kalaburgi	Afzalpur	KUGNUR	GP	Wheat	IRR		4	1747.81			
125	Kalaburgi	Afzalpur	MASHAL	GP	Wheat	IRR		4	2249.42			
126	Kalaburgi	Afzalpur	REVOOR (B)	GP	Wheat	IRR		4	2147.53			
127	Kalaburgi	Afzalpur	MALLABAD	GP	Wheat	IRR		4	2705.58			
128	Kalaburgi	Afzalpur	KARJAGI	GP	Wheat	IRR		4	2296.45			

Government of Karnataka
Directorate of Economics and Statistics
GP Level Average Yield data for Rabi season 2017-18

S.N	District	Taluk	Insurance Unit (hobli/ GP)	GP/ HOBLI	Crop	IRR/ RF	Area_S own_H a	No_CCEs_Conducted	Average Yield(Kg/Ha)	Name_Of_Higher_Level	No_cce Conducted_Higher	Higher Average Yield(Kg/Ha)
129	Kalaburgi	Afzalpur	ANOOR	GP	Wheat	IRR		4	2723.60			
130	Kalaburgi	Afzalpur	GUDUR	GP	Wheat	IRR		4	1975.10			
131	Kalaburgi	Afzalpur	ALLAGI B	GP	Wheat	IRR		4	2076.99			
132	Kalaburgi	Afzalpur	MANNUR	GP	Wheat	IRR		4	2939.14			
133	Kalaburgi	Afzalpur	BADADAL	GP	Wheat	IRR		4	1979.02			
134	Kalaburgi	Afzalpur	BALLURGI	GP	Wheat	IRR		4	2190.64			
135	Kalaburgi	Afzalpur	DEVAL GHANAGAPUR	GP	Wheat	IRR		4	1555.78			
136	Kalaburgi	Afzalpur	KALLUR	GP	Wheat	IRR		4	2994.00			
137	Kalaburgi	Afzalpur	CHoudAPUR	GP	Wheat	IRR		4	1834.02			
138	Kalaburgi	Afzalpur	GOBBUR (B)	GP	Wheat	IRR		4	1591.06			
139	Kalaburgi	Afzalpur	BANDARWAD	GP	Wheat	IRR		4	1661.59			
140	Kalaburgi	Afzalpur	BHAIRAMADAGI	GP	Wheat	IRR		4	1512.68			
141	Kalaburgi	Afzalpur	Afzalpura (ULB)	GP	Wheat	IRR		4	2116.18			
142	Kalaburgi	Afzalpur	ATNOOR	GP	Wheat	IRR		4	1638.08			
143	Kalaburgi	Afzalpur	BANDARWAD	GP	Wheat	RF				Hobli Level	10	1437.07
144	Kalaburgi	Afzalpur	MANNUR	GP	Wheat	RF				Hobli Level	6	1868.45

Government of Karnataka
Directorate of Economics and Statistics
GP Level Average Yield data for Rabi season 2017-18

S.N	District	Taluk	Insurance Unit (hobli/ GP)	GP/ HOBLI	Crop	IRR_RF	Area_S own_H a	No_CCEs_Conducted	Average Yield(Kg/Ha)	Name_Of_Higher_Level	No_cce Conducted_Higher	Higher Average Yield(Kg/Ha)
145	Kalaburgi	Afzalpur	BALLURGI	GP	Wheat	RF				Hobli Level	8	2121.86
146	Kalaburgi	Afzalpur	Afzalpura (ULB)	GP	Wheat	RF				Hobli Level	8	2121.86
147	Kalaburgi	Afzalpur	REVOOR (B)	GP	Wheat	RF				Hobli Level	18	1984.90
148	Kalaburgi	Afzalpur	KARJAGI	GP	Wheat	RF				Hobli Level	6	1868.45
149	Kalaburgi	Afzalpur	UDACHAN	GP	Wheat	RF		4	1714.96			
150	Kalaburgi	Afzalpur	ATNOOR	GP	Wheat	RF				Hobli Level	10	1437.07
151	Kalaburgi	Afzalpur	KALLUR	GP	Wheat	RF		4	2262.79			
152	Kalaburgi	Afzalpur	BIDNOOR	GP	Wheat	RF				Hobli Level	10	1437.07
153	Kalaburgi	Afzalpur	HASARGUNDAGI	GP	Wheat	RF		4	1183.00			
154	Kalaburgi	Afzalpur	GOUR (B)	GP	Wheat	RF				Hobli Level	14	1919.13
155	Kalaburgi	Afzalpur	GUDUR	GP	Wheat	RF				Hobli Level	10	1437.07
156	Kalaburgi	Afzalpur	KUGNUR	GP	Wheat	RF				Hobli Level	10	1437.07
157	Kalaburgi	Afzalpur	MALLABAD	GP	Wheat	RF				Hobli Level	8	2121.86
158	Kalaburgi	Afzalpur	ALLAGI B	GP	Wheat	RF				Hobli Level	6	1868.45
159	Kalaburgi	Afzalpur	BADADAL	GP	Wheat	RF				Hobli Level	8	2121.86
160	Kalaburgi	Afzalpur	BHAIRAMADAGI	GP	Wheat	RF				Hobli Level	10	1437.07

91

Government of Karnataka
Directorate of Economics and Statistics
GP Level Average Yield data for Rabi season 2017-18

S.N	District	Taluk	Insurance Unit (hobli/ GP)	GP/ HOBLI	Crop	IRR_ RF	Area_S own_H a	No_CCEs_Conducted	Average Yield(Kg/Ha)	Name_Of_Higher_Level	No_cce Conducted_Higher	Higher Average Yield(Kg/Ha)
161	Kalaburgi	Afzalpur	DEVAL GHANAGAPUR	GP	Wheat	RF		4	1754.65			
162	Kalaburgi	Afzalpur	CHOUDEPUR	GP	Wheat	RF				Hobli Level	10	1437.07
163	Kalaburgi	Afzalpur	MASHAL	GP	Wheat	RF				Hobli Level	6	1868.45
164	Kalaburgi	Afzalpur	ANOOR	GP	Wheat	RF				Hobli Level	8	2121.86
165	Kalaburgi	Aland	ALANGA	GP	Bengal Gram	IRR		4	1407.55			
166	Kalaburgi	Aland	HIROLLI	GP	Bengal Gram	IRR		4	1477.66			
167	Kalaburgi	Aland	PADSAVANI	GP	Bengal Gram	IRR		4	1197.22			
168	Kalaburgi	Aland	KORALLI	GP	Bengal Gram	IRR		4	1385.98			
169	Kalaburgi	Aland	AMBALGA	GP	Bengal Gram	IRR		4	1218.80			
170	Kalaburgi	Aland	MADIYAL	GP	Bengal Gram	IRR		4	1963.02			
171	Kalaburgi	Aland	TADAKAL	GP	Bengal Gram	IRR		4	1504.62			
172	Kalaburgi	Aland	GOLA (B)	GP	Bengal Gram	IRR		4	1010.09			
173	Kalaburgi	Aland	NIRGUDI	GP	Bengal Gram	IRR		4	1596.30			
174	Kalaburgi	Aland	RUDRAWADI	GP	Bengal Gram	IRR		4	1418.33			
175	Kalaburgi	Aland	HADALGI	GP	Bengal Gram	IRR		4	1472.26			
176	Kalaburgi	Aland	KHAJURI	GP	Bengal Gram	IRR		4	1477.66			

Government of Karnataka
Directorate of Economics and Statistics
GP Level Average Yield data for Rabi season 2017-18

S.N	District	Taluk	Insurance Unit (hobli/ GP)	GP/ HOBLI	Crop	IRR_RF	Area_S own_H a	No_CCEs_Conducted	Average Yield(Kg/Ha)	Name_Of_Higher_Level	No_cce Conducted_Higher	Higher Average Yield(Kg/Ha)
177	Kalaburgi	Aland	JIDAGA	GP	Bengal Gram	IRR		4	1241.71			
178	Kalaburgi	Aland	LAD MUGALI	GP	Bengal Gram	IRR		4	1510.01			
179	Kalaburgi	Aland	DUTTARGAON	GP	Bengal Gram	IRR		4	1240.37			
180	Kalaburgi	Aland	CHINCHANSOOR	GP	Bengal Gram	IRR		4	1650.23			
181	Kalaburgi	Aland	KODALHANGARGA	GP	Bengal Gram	IRR		4	1191.83			
182	Kalaburgi	Aland	KINNI SULTAN	GP	Bengal Gram	IRR		4	1642.14			
183	Kalaburgi	Aland	HODLOOR	GP	Bengal Gram	IRR		4	2189.52			
184	Kalaburgi	Aland	YALSANGI	GP	Bengal Gram	IRR		4	2167.95			
185	Kalaburgi	Aland	BHUSNUR	GP	Bengal Gram	IRR		4	1434.51			
186	Kalaburgi	Aland	KAVALGA	GP	Bengal Gram	IRR		4	1271.65			
187	Kalaburgi	Aland	DHANGAPUR	GP	Bengal Gram	IRR		4	1822.80			
188	Kalaburgi	Aland	NIMBAL	GP	Bengal Gram	IRR		4	1375.19			
189	Kalaburgi	Aland	HALLISALAGAR	GP	Bengal Gram	IRR		4	1164.87			
190	Kalaburgi	Aland	SARASAMBA	GP	Bengal Gram	IRR		4	1190.76			
191	Kalaburgi	Aland	NIMBARGA	GP	Bengal Gram	IRR		4	2081.66			
192	Kalaburgi	Aland	BELAMAGI	GP	Bengal Gram	IRR		4	1569.33			

Government of Karnataka
Directorate of Economics and Statistics
GP Level Average Yield data for Rabi season 2017-18

S.N	District	Taluk	Insurance Unit (hobli/ GP)	GP/ HOBLI	Crop	IRR_Rf	Area_S own_H a	No_CCEs_Conducted	Average Yield(Kg/Ha)	Name_Of_Higher_Level	No_cce_Conducted_Higher	Higher Average Yield(Kg/Ha)
193	Kalaburgi	Aland	DARGASHIRUR	GP	Bengal Gram	IRR		4	1194.53			
194	Kalaburgi	Aland	NARONA	GP	Bengal Gram	IRR		4	1121.72			
195	Kalaburgi	Aland	SUNTNOOR	GP	Bengal Gram	IRR		4	1835.21			
196	Kalaburgi	Aland	MADAN HIPARGA	GP	Bengal Gram	IRR		4	1569.34			
197	Kalaburgi	Aland	BHODHAN	GP	Bengal Gram	IRR		4	1933.30			
198	Kalaburgi	Aland	SAVALESHWAR	GP	Bengal Gram	IRR		4	1367.10			
199	Kalaburgi	Aland	BHUSNUR	GP	Bengal Gram	RF		4	1159.37			
200	Kalaburgi	Aland	KADAGANCHI	GP	Bengal Gram	RF		4	1672.80			
201	Kalaburgi	Aland	KODALHANGARGA	GP	Bengal Gram	RF		4	877.81			
202	Kalaburgi	Aland	MADAN HIPARGA	GP	Bengal Gram	RF		4	1170.41			
203	Kalaburgi	Aland	SUNTNOOR	GP	Bengal Gram	RF		4	1233.90			
204	Kalaburgi	Aland	KAMALANAGAR	GP	Bengal Gram	RF		4	1142.53			
205	Kalaburgi	Aland	BHODHAN	GP	Bengal Gram	RF		4	1242.73			
206	Kalaburgi	Aland	SARASAMBA	GP	Bengal Gram	RF		4	1220.10			
207	Kalaburgi	Aland	NIMBARGA	GP	Bengal Gram	RF		4	1302.91			
208	Kalaburgi	Aland	NIMBAL	GP	Bengal Gram	RF		4	681.82			

Government of Karnataka
Directorate of Economics and Statistics
GP Level Average Yield data for Rabi season 2017-18

S.N	District	Taluk	Insurance Unit (hobli/ GP)	GP/ HOBLI	Crop	IRR_RF	Area_S own_H a	No_CCEs_Conducted	Average Yield(Kg/Ha)	Name_Of_Higher_Level	No_cce Conducted_Higher	Higher Average Yield(Kg/Ha)
209	Kalaburgi	Aland	YALSANGI	GP	Bengal Gram	RF		4	1766.66			
210	Kalaburgi	Aland	V.K.SALGAR	GP	Bengal Gram	RF		4	966.14			
211	Kalaburgi	Aland	DARGASHIRUR	GP	Bengal Gram	RF		4	1261.50			
212	Kalaburgi	Aland	BELAMAGI	GP	Bengal Gram	RF		4	1363.64			
213	Kalaburgi	Aland	NARONA	GP	Bengal Gram	RF		4	1043.43			
214	Kalaburgi	Aland	KAVALGA	GP	Bengal Gram	RF				Hobli Level	68	1221.33
215	Kalaburgi	Aland	HADALGI	GP	Bengal Gram	RF		4	1131.77			
216	Kalaburgi	Aland	SAVALESHWAR	GP	Bengal Gram	RF		4	1082.08			
217	Kalaburgi	Aland	DHANGAPUR	GP	Bengal Gram	RF		4	1291.87			
218	Kalaburgi	Aland	HALLISALAGAR	GP	Bengal Gram	RF		4	1192.49			
219	Kalaburgi	Aland	PADSAVANI	GP	Bengal Gram	RF		4	1203.54			
220	Kalaburgi	Aland	KERI AMBALAGA	GP	Bengal Gram	RF		4	1374.68			
221	Kalaburgi	Aland	GOLA (B)	GP	Bengal Gram	RF		4	759.66			
222	Kalaburgi	Aland	CHINCHANSOOR	GP	Bengal Gram	RF		4	1518.22			
223	Kalaburgi	Aland	MUNNALLI	GP	Bengal Gram	RF		4	1136.18			
224	Kalaburgi	Aland	KINNI SULTAN	GP	Bengal Gram	RF		4	1457.49			

2:

Government of Karnataka
Directorate of Economics and Statistics
GP Level Average Yield data for Rabi season 2017-18

S.N	District	Taluk	Insurance Unit (hobli/ GP)	GP/ HOBLI	Crop	IRR_Rf	Area_S own_H a	No_CCEs_Conducted	Average Yield(Kg/Ha)	Name_Of_Higher_Level	No_cce_Conducted_Higher	Higher Average Yield(Kg/Ha)
225	Kalaburgi	Aland	ALANGA	GP	Bengal Gram	RF		4	789.47			
226	Kalaburgi	Aland	AMBALGA	GP	Bengal Gram	RF		4	1209.06			
227	Kalaburgi	Aland	MADIYAL	GP	Bengal Gram	RF		4	1672.80			
228	Kalaburgi	Aland	TADAKAL	GP	Bengal Gram	RF		4	1363.64			
229	Kalaburgi	Aland	RUDRAWADI	GP	Bengal Gram	RF		4	1556.87			
230	Kalaburgi	Aland	SHRICHAND	GP	Bengal Gram	RF		4	1142.81			
231	Kalaburgi	Aland	Aland (ULB)	GP	Bengal Gram	RF		4	1159.37			
232	Kalaburgi	Aland	KHAJURI	GP	Bengal Gram	RF		4	1562.39			
233	Kalaburgi	Aland	JIDAGA	GP	Bengal Gram	RF		4	1065.51			
234	Kalaburgi	Aland	HODLOOR	GP	Bengal Gram	RF		4	1810.82			
235	Kalaburgi	Aland	HIROLLI	GP	Bengal Gram	RF		4	1435.41			
236	Kalaburgi	Aland	LAD MUGALI	GP	Bengal Gram	RF		4	1761.14			
237	Kalaburgi	Aland	KORALLI	GP	Bengal Gram	RF		4	1258.74			
238	Kalaburgi	Aland	MUDDADAGA	GP	Bengal Gram	RF		4	1629.19			
239	Kalaburgi	Aland	NIRGUDI	GP	Bengal Gram	RF		4	1291.87			

Government of Karnataka
Directorate of Economics and Statistics
GP Level Average Yield data for Rabi season 2017-18

S.N	District	Taluk	Insurance Unit (hobli/ GP)	GP/ HOBLI	Crop	IRR_RF	Area_S own_H a	No_CCEs_Conducted	Average Yield(Kg/Ha)	Name_Of Higher_Level	No_cce Conducted_Higher	Higher Average Yield(Kg/Ha)
240	Kalaburgi	Aland	DUTTARGAON	GP	Bengal Gram	RF		4	1140.05			
241	Kalaburgi	Aland	ALANGA	GP	Sorghum (Jowar/Great Millet)	IRR		4	1537.40			
242	Kalaburgi	Aland	AMBALGA	GP	Sorghum (Jowar/Great Millet)	IRR		4	907.74			
243	Kalaburgi	Aland	MADIYAL	GP	Sorghum (Jowar/Great Millet)	IRR		4	1537.40			
244	Kalaburgi	Aland	TADAKAL	GP	Sorghum (Jowar/Great Millet)	IRR		4	2913.89			
245	Kalaburgi	Aland	CHINCHANSOOR	GP	Sorghum (Jowar/Great Millet)	IRR		4	2813.45			
246	Kalaburgi	Aland	KINNI SULTAN	GP	Sorghum (Jowar/Great Millet)	IRR		4	1271.23			
247	Kalaburgi	Aland	NIRGUDI	GP	Sorghum (Jowar/Great Millet)	IRR		4	320.83			
248	Kalaburgi	Aland	HIROLI	GP	Sorghum (Jowar/Great Millet)	IRR		4	1549.31			
249	Kalaburgi	Aland	LAD MUGALI	GP	Sorghum (Jowar/Great Millet)	IRR		4	1318.11			
250	Kalaburgi	Aland	KORALLI	GP	Sorghum (Jowar/Great Millet)	IRR		4	1140.14			
251	Kalaburgi	Aland	DUTTARGAON	GP	Sorghum (Jowar/Great Millet)	IRR		4	1243.43			
252	Kalaburgi	Aland	RUDRAWADI	GP	Sorghum (Jowar/Great Millet)	IRR		4	897.81			
253	Kalaburgi	Aland	HODLOOR	GP	Sorghum (Jowar/Great Millet)	IRR		4	1171.92			

27

Government of Karnataka
Directorate of Economics and Statistics
GP Level Average Yield data for Rabi season 2017-18

S.N	District	Taluk	Insurance Unit (hobli/ GP)	GP/HOBLI	Crop	IRR_RF	Area_S own_H a	No_CCEs_Conducted	Average Yield(Kg/Ha)	Name_Of_Higher_Level	No_cce_Conducted_Higher	Higher Average Yield(Kg/Ha)
254	Kalaburgi	Aland	KHAJURI	GP	Sorghum (Jowar/Great Millet)	IRR		4	1589.04			
255	Kalaburgi	Aland	JIDAGA	GP	Sorghum (Jowar/Great Millet)	IRR		4	1227.93			
256	Kalaburgi	Aland	SARASAMBA	GP	Sorghum (Jowar/Great Millet)	IRR		4	1262.89			
257	Kalaburgi	Aland	NIMBARGA	GP	Sorghum (Jowar/Great Millet)	IRR		4	1505.62			
258	Kalaburgi	Aland	NIMBAL	GP	Sorghum (Jowar/Great Millet)	IRR		4	1418.35			
259	Kalaburgi	Aland	YALSANGI	GP	Sorghum (Jowar/Great Millet)	IRR		4	957.40			
260	Kalaburgi	Aland	V.K.SALGAR	GP	Sorghum (Jowar/Great Millet)	IRR		4	890.30			
261	Kalaburgi	Aland	BELAMAGI	GP	Sorghum (Jowar/Great Millet)	IRR		4	1243.42			
262	Kalaburgi	Aland	DARGASHIRUR	GP	Sorghum (Jowar/Great Millet)	IRR				Hobli Level	23	1410.37
263	Kalaburgi	Aland	NARONA	GP	Sorghum (Jowar/Great Millet)	IRR		4	795.32			
264	Kalaburgi	Aland	KAVALGA	GP	Sorghum (Jowar/Great Millet)	IRR		4	1088.50			
265	Kalaburgi	Aland	SUNTNOOR	GP	Sorghum (Jowar/Great Millet)	IRR		4	1402.33			
266	Kalaburgi	Aland	MADAN HIPPARGA	GP	Sorghum (Jowar/Great Millet)	IRR		4	1360.19			
267	Kalaburgi	Aland	PADSAVANI	GP	Sorghum (Jowar/Great Millet)	IRR		4	1469.86			

Government of Karnataka
Directorate of Economics and Statistics
GP Level Average Yield data for Rabi season 2017-18

S.N	District	Taluk	Insurance Unit (hobli/ GP)	GP/ HOBLI	Crop	IRR_RF	Area_S own_H a	No_CCEs_Conducted	Average Yield(Kg/Ha)	Name_Of_Higher_Level	No_cce Conducted_Higher	Higher Average Yield(Kg/Ha)
268	Kalaburgi	Aland	HADALGI	GP	Sorghum (Jowar/Great Millet)	IRR		4	1581.09			
269	Kalaburgi	Aland	DHANGAPUR	GP	Sorghum (Jowar/Great Millet)	IRR		4	1092.47			
270	Kalaburgi	Aland	HODLOOR	GP	Sorghum (Jowar/Great Millet)	RF		4	1395.31			
271	Kalaburgi	Aland	KADAGANCHI	GP	Sorghum (Jowar/Great Millet)	RF		4	1511.96			
272	Kalaburgi	Aland	SHRICHAND	GP	Sorghum (Jowar/Great Millet)	RF		4	2550.67			
273	Kalaburgi	Aland	MADAN HIPARGA	GP	Sorghum (Jowar/Great Millet)	RF		4	1363.44			
274	Kalaburgi	Aland	SUNTNOOR	GP	Sorghum (Jowar/Great Millet)	RF		4	1620.77			
275	Kalaburgi	Aland	SAVALESHWAR	GP	Sorghum (Jowar/Great Millet)	RF		4	1582.49			
276	Kalaburgi	Aland	BHODHAN	GP	Sorghum (Jowar/Great Millet)	RF		4	554.42			
277	Kalaburgi	Aland	KHAJURI	GP	Sorghum (Jowar/Great Millet)	RF		4	1671.82			
278	Kalaburgi	Aland	JIDAGA	GP	Sorghum (Jowar/Great Millet)	RF		4	885.68			
279	Kalaburgi	Aland	DANNURU	GP	Sorghum (Jowar/Great Millet)	RF		4	1416.58			
280	Kalaburgi	Aland	SARASAMBA	GP	Sorghum (Jowar/Great Millet)	RF		4	1191.97			
281	Kalaburgi	Aland	HIROLLI	GP	Sorghum (Jowar/Great Millet)	RF		4	1446.36			

(9)

Government of Karnataka
Directorate of Economics and Statistics
GP Level Average Yield data for Rabi season 2017-18

S.N	District	Taluk	Insurance Unit (hobli/ GP)	GP/ HOBLI	Crop	IRR_RF	Area_S own_H a	No_CCEs_Conducted	Average Yield(Kg/Ha)	Name_Of_Higher_Level	No_cce Conducted_Higher	Higher Average Yield(Kg/Ha)
282	Kalaburgi	Aland	LAD MUGALI	GP	Sorghum (Jowar/Great Millet)	RF		4	1196.23			
283	Kalaburgi	Aland	V.K.SALGAR	GP	Sorghum (Jowar/Great Millet)	RF		4	858.24			
284	Kalaburgi	Aland	DARGASHIRUR	GP	Sorghum (Jowar/Great Millet)	RF				Hobli Level	30	1411.95
285	Kalaburgi	Aland	NARONA	GP	Sorghum (Jowar/Great Millet)	RF		4	809.11			
286	Kalaburgi	Aland	CHINCHANSOOR	GP	Sorghum (Jowar/Great Millet)	RF		4	2960.50			
287	Kalaburgi	Aland	HADALGI	GP	Sorghum (Jowar/Great Millet)	RF		4	1761.16			
288	Kalaburgi	Aland	KODALHANGARGA	GP	Sorghum (Jowar/Great Millet)	RF		4	1242.17			
289	Kalaburgi	Aland	MUNNALLI	GP	Sorghum (Jowar/Great Millet)	RF		4	2048.30			
290	Kalaburgi	Aland	KINNI SULTAN	GP	Sorghum (Jowar/Great Millet)	RF		4	1193.25			
291	Kalaburgi	Aland	DHANGAPUR	GP	Sorghum (Jowar/Great Millet)	RF				Hobli Level	49	1473.71
292	Kalaburgi	Aland	ALANGA	GP	Sorghum (Jowar/Great Millet)	RF		4	1634.39			
293	Kalaburgi	Aland	PADSAVANI	GP	Sorghum (Jowar/Great Millet)	RF		4	1578.23			
294	Kalaburgi	Aland	AMBALGA	GP	Sorghum (Jowar/Great Millet)	RF		4	980.63			
295	Kalaburgi	Aland	MADIYAL	GP	Sorghum (Jowar/Great Millet)	RF		4	1608.01			

Government of Karnataka
Directorate of Economics and Statistics
GP Level Average Yield data for Rabi season 2017-18

S.N	District	Taluk	Insurance Unit (hobli/ GP)	GP/ HOBLI	Crop	IRR_RF	Area_S own_H a	No_CCEs Conducted	Average Yield(Kg/Ha)	Name_Of_Higher_Level	No_cce Conducted_Higher	Higher Average Yield(Kg/Ha)
296	Kalaburgi	Aland	TADAKAL	GP	Sorghum (Jowar/Great Millet)	RF		4	1683.73			
297	Kalaburgi	Aland	GOLA (B)	GP	Sorghum (Jowar/Great Millet)	RF		4	1471.89			
298	Kalaburgi	Aland	MOGHA (K)	GP	Sorghum (Jowar/Great Millet)	RF		4	1152.33			
299	Kalaburgi	Aland	HITTALA SHIRUR	GP	Sorghum (Jowar/Great Millet)	RF		4	1986.62			
300	Kalaburgi	Aland	HALLISALAGAR	GP	Sorghum (Jowar/Great Millet)	RF		4	1416.58			
301	Kalaburgi	Aland	DUTTARGAON	GP	Sorghum (Jowar/Great Millet)	RF		4	1216.65			
302	Kalaburgi	Aland	KERI AMBALAGA	GP	Sorghum (Jowar/Great Millet)	RF		4	2293.64			
303	Kalaburgi	Aland	BHUSNUR	GP	Sorghum (Jowar/Great Millet)	RF		4	1534.97			
304	Kalaburgi	Aland	RUDRAWADI	GP	Sorghum (Jowar/Great Millet)	RF		4	906.10			
305	Kalaburgi	Aland	KAMALANAGAR	GP	Sorghum (Jowar/Great Millet)	RF		4	1541.18			
306	Kalaburgi	Aland	Aland (ULB)	GP	Sorghum (Jowar/Great Millet)	RF		4	1213.91			
307	Kalaburgi	Aland	NIRGUDI	GP	Sorghum (Jowar/Great Millet)	RF		4	341.26			
308	Kalaburgi	Aland	NIMBARGA	GP	Sorghum (Jowar/Great Millet)	RF		4	1969.60			
309	Kalaburgi	Aland	NIMBAL	GP	Sorghum (Jowar/Great Millet)	RF		4	1455.81			
310	Kalaburgi	Aland	KORALLI	GP	Sorghum (Jowar/Great Millet)	RF		4	1127.31			

Government of Karnataka
Directorate of Economics and Statistics
GP Level Average Yield data for Rabi season 2017-18

S.N	District	Taluk	Insurance Unit (hobli/ GP)	GP/ HOBLI	Crop	IRR_ RF	Area_ S_ own_ H_ a	No_ CCEs_ Conducted	Average Yield(Kg/Ha)	Name_ Of_ Higher_ Le_ vel	No_ cce_ Conducted_ Higher	Higher Average Yield(Kg/Ha)
311	Kalaburgi	Aland	YALSANGI	GP	Sorghum (Jowar/Great Millet)	RF		4	946.52			
312	Kalaburgi	Aland	BELAMAGI	GP	Sorghum (Jowar/Great Millet)	RF		4	1084.77			
313	Kalaburgi	Aland	MUDDADAGA	GP	Sorghum (Jowar/Great Millet)	RF		4	1234.72			
314	Kalaburgi	Aland	KAVALGA	GP	Sorghum (Jowar/Great Millet)	RF		4	1191.12			
315	Kalaburgi	Aland	HADALGI	GP	SUNFLOWER	IRR				Hobli Level	2	2276.62
316	Kalaburgi	Aland	CHINCHANSOOR	GP	SUNFLOWER	IRR				Taluk Level	6	1432.75
317	Kalaburgi	Aland	KINNI SULTAN	GP	SUNFLOWER	IRR				Hobli Level	4	1010.81
318	Kalaburgi	Aland	PADSAVANI	GP	SUNFLOWER	IRR				Taluk Level	6	1432.75
319	Kalaburgi	Aland	MADIYAL	GP	SUNFLOWER	IRR				Hobli Level	2	2276.62
320	Kalaburgi	Aland	TADAKAL	GP	SUNFLOWER	IRR				Hobli Level	4	1010.81
321	Kalaburgi	Aland	HODLOOR	GP	SUNFLOWER	IRR				Hobli Level	4	1010.81
322	Kalaburgi	Aland	RUDRAWADI	GP	SUNFLOWER	IRR		4	1010.81			
323	Kalaburgi	Aland	KHAJURI	GP	SUNFLOWER	IRR				Hobli Level	4	1010.81
324	Kalaburgi	Aland	NIRGUDI	GP	SUNFLOWER	IRR				Hobli Level	4	1010.81
325	Kalaburgi	Aland	HIROLLI	GP	SUNFLOWER	IRR				Taluk Level	6	1432.75
326	Kalaburgi	Aland	LAD MUGALI	GP	SUNFLOWER	IRR				Taluk Level	6	1432.75

Government of Karnataka
Directorate of Economics and Statistics
GP Level Average Yield data for Rabi season 2017-18

S.N	District	Taluk	Insurance Unit (hobli/ GP)	GP/ HOBLI	Crop	IRR_ RF	Area_S own_H a	No_CCEs_ Conducted	Average Yield(Kg/Ha)	Name_Of Higher_ Level	No_cce Conducted_ Higher	Higher Average Yield(Kg/Ha)
327	Kalaburgi	Aland	KORALLI	GP	SUNFLOWER	IRR				Hobli Level	2	2276.62
328	Kalaburgi	Aland	DHANGAPUR	GP	SUNFLOWER	IRR				Hobli Level	2	2276.62
329	Kalaburgi	Aland	Aland (ULB)	GP	SUNFLOWER	IRR				Taluk Level	6	1432.75
330	Kalaburgi	Aland	NIMBARGA	GP	SUNFLOWER	IRR				Hobli Level	2	2276.62
331	Kalaburgi	Aland	KAMALANAGAR	GP	SUNFLOWER	IRR				Taluk Level	6	1432.75
332	Kalaburgi	Aland	KAVALGA	GP	SUNFLOWER	IRR				Hobli Level	2	2276.62
333	Kalaburgi	Aland	NIMBAL	GP	SUNFLOWER	IRR				Taluk Level	6	1432.75
334	Kalaburgi	Aland	BELAMAGI	GP	SUNFLOWER	IRR				Taluk Level	6	1432.75
335	Kalaburgi	Aland	SUNTNOOR	GP	SUNFLOWER	IRR				Hobli Level	2	2276.62
336	Kalaburgi	Aland	YALSANGI	GP	SUNFLOWER	IRR				Hobli Level	2	2276.62
337	Kalaburgi	Aland	DARGASHIRUR	GP	SUNFLOWER	IRR				Taluk Level	6	1432.75
338	Kalaburgi	Aland	NARONA	GP	SUNFLOWER	IRR				Taluk Level	6	1432.75
339	Kalaburgi	Aland	SAVALESHWAR	GP	SUNFLOWER	IRR				Taluk Level	6	1432.75
340	Kalaburgi	Aland	DANNURU	GP	SUNFLOWER	RF				Hobli Level	7	841.52
341	Kalaburgi	Aland	SARASAMBA	GP	SUNFLOWER	RF				Taluk Level	17	675.63
342	Kalaburgi	Aland	NIMBAL	GP	SUNFLOWER	RF				Taluk Level	17	675.63

Government of Karnataka
Directorate of Economics and Statistics
GP Level Average Yield data for Rabi season 2017-18

S.N	District	Taluk	Insurance Unit (hobli/ GP)	GP/ HOBLI	Crop	IRR_RF	Area_S own_H a	No_CCEs_Conducted	Average Yield(Kg/Ha)	Name_Of Higher_Level	No_cce Conducted_Higher	Higher Average Yield(Kg/Ha)
343	Kalaburgi	Aland	LAD MUGALI	GP	SUNFLOWER	RF				Hobli Level	2	951.46
344	Kalaburgi	Aland	SUNTNOOR	GP	SUNFLOWER	RF				Hobli Level	7	841.52
345	Kalaburgi	Aland	BELAMAGI	GP	SUNFLOWER	RF				Hobli Level	2	951.46
346	Kalaburgi	Aland	HALA TADAKALA	GP	SUNFLOWER	RF				Hobli Level	8	461.52
347	Kalaburgi	Aland	V.K.SALGAR	GP	SUNFLOWER	RF				Hobli Level	2	951.46
348	Kalaburgi	Aland	NARONA	GP	SUNFLOWER	RF				Hobli Level	2	951.46
349	Kalaburgi	Aland	KODALHANGARGA	GP	SUNFLOWER	RF				Taluk Level	17	675.63
350	Kalaburgi	Aland	HODLOOR	GP	SUNFLOWER	RF		4	289.01			
351	Kalaburgi	Aland	MADAN HIPPARGA	GP	SUNFLOWER	RF				Taluk Level	17	675.63
352	Kalaburgi	Aland	DARGASHIRUR	GP	SUNFLOWER	RF				Taluk Level	17	675.63
353	Kalaburgi	Aland	KADAGANCHI	GP	SUNFLOWER	RF				Hobli Level	7	841.52
354	Kalaburgi	Aland	NIMBARGA	GP	SUNFLOWER	RF				Hobli Level	7	841.52
355	Kalaburgi	Aland	SHRICHAND	GP	SUNFLOWER	RF				Hobli Level	2	951.46
356	Kalaburgi	Aland	SAVALESHWAR	GP	SUNFLOWER	RF				Taluk Level	17	675.63
357	Kalaburgi	Aland	BHODHAN	GP	SUNFLOWER	RF				Hobli Level	2	951.46
358	Kalaburgi	Aland	ALANGA	GP	SUNFLOWER	RF				Hobli Level	8	461.52

Government of Karnataka
Directorate of Economics and Statistics
GP Level Average Yield data for Rabi season 2017-18

S.N	District	Taluk	Insurance Unit (hobli/ GP)	GP/ HOBLI	Crop	IRR_RF	Area_S own_H a	No_CCEs_Conducted	Average Yield(Kg/Ha)	Name_Of_Higher_Level	No_cce Conducted_Higher	Higher Average Yield(Kg/Ha)
359	Kalaburgi	Aland	HITTALA SHIRUR	GP	SUNFLOWER	RF				Hobli Level	7	841.52
360	Kalaburgi	Aland	PADSAVANI	GP	SUNFLOWER	RF				Taluk Level	17	675.63
361	Kalaburgi	Aland	AMBALGA	GP	SUNFLOWER	RF				Hobli Level	2	951.46
362	Kalaburgi	Aland	MADIYAL	GP	SUNFLOWER	RF				Hobli Level	7	841.52
363	Kalaburgi	Aland	KERI AMBALAGA	GP	SUNFLOWER	RF				Hobli Level	2	951.46
364	Kalaburgi	Aland	TADAKAL	GP	SUNFLOWER	RF				Hobli Level	8	461.52
365	Kalaburgi	Aland	MUNNALLI	GP	SUNFLOWER	RF				Taluk Level	17	675.63
366	Kalaburgi	Aland	GOLA (B)	GP	SUNFLOWER	RF				Hobli Level	7	841.52
367	Kalaburgi	Aland	DHANGAPUR	GP	SUNFLOWER	RF				Hobli Level	7	841.52
368	Kalaburgi	Aland	HADALGI	GP	SUNFLOWER	RF				Hobli Level	7	841.52
369	Kalaburgi	Aland	HALLISALAGAR	GP	SUNFLOWER	RF				Taluk Level	17	675.63
370	Kalaburgi	Aland	DUTTARGAON	GP	SUNFLOWER	RF				Hobli Level	7	841.52
371	Kalaburgi	Aland	MOGHA (K)	GP	SUNFLOWER	RF				Taluk Level	17	675.63
372	Kalaburgi	Aland	CHINCHANSOOR	GP	SUNFLOWER	RF				Hobli Level	2	951.46
373	Kalaburgi	Aland	KINNI SULTAN	GP	SUNFLOWER	RF				Hobli Level	8	461.52
374	Kalaburgi	Aland	NIRGUDI	GP	SUNFLOWER	RF				Hobli Level	8	461.52



Government of Karnataka
Directorate of Economics and Statistics
GP Level Average Yield data for Rabi season 2017-18

S.N	District	Taluk	Insurance Unit (hobli/ GP)	GP/ HOBLI	Crop	IRR_Rf	Area_S own_H a	No_CCEs_Conducted	Average Yield(Kg/Ha)	Name_Of_Higher_Level	No_cce_Conducted_Higher	Higher Average Yield(Kg/Ha)
375	Kalaburgi	Aland	KAVALGA	GP	SUNFLOWER	RF				Hobli Level	7	841.52
376	Kalaburgi	Aland	HEBALI	GP	SUNFLOWER	RF				Taluk Level	17	675.63
377	Kalaburgi	Aland	HIROLLI	GP	SUNFLOWER	RF				Taluk Level	17	675.63
378	Kalaburgi	Aland	YALSANGI	GP	SUNFLOWER	RF				Hobli Level	7	841.52
379	Kalaburgi	Aland	KORALLI	GP	SUNFLOWER	RF				Hobli Level	7	841.52
380	Kalaburgi	Aland	MUDDADAGA	GP	SUNFLOWER	RF				Hobli Level	2	951.46
381	Kalaburgi	Aland	BHUSNUR	GP	SUNFLOWER	RF		4	800.46			
382	Kalaburgi	Aland	RUDRAWADI	GP	SUNFLOWER	RF				Hobli Level	8	461.52
383	Kalaburgi	Aland	Aland (ULB)	GP	SUNFLOWER	RF				Taluk Level	17	675.63
384	Kalaburgi	Aland	KAMALANAGAR	GP	SUNFLOWER	RF				Hobli Level	2	951.46
385	Kalaburgi	Aland	KHAJURI	GP	SUNFLOWER	RF				Hobli Level	8	461.52
386	Kalaburgi	Aland	JIDAGA	GP	SUNFLOWER	RF				Taluk Level	17	675.63
387	Kalaburgi	Aland	Aland (ULB)	GP	Wheat	IRR		4	995.39			
388	Kalaburgi	Aland	HALLISALAGAR	GP	Wheat	IRR		4	3127.24			
389	Kalaburgi	Aland	MADAN HIPPARGA	GP	Wheat	IRR		4	2280.77			
390	Kalaburgi	Aland	DARGASHIRUR	GP	Wheat	IRR		4	2014.29			

Government of Karnataka
Directorate of Economics and Statistics
GP Level Average Yield data for Rabi season 2017-18

S.N	District	Taluk	Insurance Unit (hobli/ GP)	GP/ HOBLI	Crop	IRR_RF	Area_S own_H a	No_CCEs_Conducted	Average Yield(Kg/Ha)	Name_Of_Higher_Level	No_cce Conducted_Higher	Higher Average Yield(Kg/Ha)
391	Kalaburgi	Aland	BHUSNUR	GP	Wheat	IRR		4	2562.93			
392	Kalaburgi	Aland	KADAGANCHI	GP	Wheat	IRR		4	2759.66			
393	Kalaburgi	Aland	KAMALANAGAR	GP	Wheat	IRR		4	1622.41			
394	Kalaburgi	Aland	SAVALESHWAR	GP	Wheat	IRR		4	2272.94			
395	Kalaburgi	Aland	BHODHAN	GP	Wheat	IRR		4	631.33			
396	Kalaburgi	Aland	NARONA	GP	Wheat	IRR		4	1412.20			
397	Kalaburgi	Aland	BELAMAGI	GP	Wheat	IRR		4	1630.24			
398	Kalaburgi	Aland	NIMBAL	GP	Wheat	IRR		4	2508.07			
399	Kalaburgi	Aland	SUNTNOOR	GP	Wheat	IRR		4	2280.77			
400	Kalaburgi	Aland	YALSANGI	GP	Wheat	IRR		4	1606.73			
401	Kalaburgi	Aland	V.K SALGAR	GP	Wheat	IRR		4	1949.24			
402	Kalaburgi	Aland	JIDAGA	GP	Wheat	IRR		4	2009.59			
403	Kalaburgi	Aland	RUDRAWADI	GP	Wheat	IRR		4	1630.24			
404	Kalaburgi	Aland	SHRICHAND	GP	Wheat	IRR		4	4106.96			
405	Kalaburgi	Aland	HADALGI	GP	Wheat	IRR		4	2625.63			
406	Kalaburgi	Aland	KHAJURI	GP	Wheat	IRR		4	2437.53			

②:

Government of Karnataka
Directorate of Economics and Statistics
GP Level Average Yield data for Rabi season 2017-18

S.N	District	Taluk	Insurance Unit (hobli/ GP)	GP/ HOBLI	Crop	IRR/ RF	Area_S own_H a	No_CCEs_ Conducted	Average Yield(Kg/Ha)	Name_Of Higher_Level	No_cce Conducted_Higher	Higher Average Yield(Kg/Ha)
407	Kalaburgi	Aland	NIRGUDI	GP	Wheat	IRR		4	632.82			
408	Kalaburgi	Aland	HIROLLI	GP	Wheat	IRR		4	1739.97			
409	Kalaburgi	Aland	LAD MUGALI	GP	Wheat	IRR		4	2211.02			
410	Kalaburgi	Aland	KORALLI	GP	Wheat	IRR		4	2202.40			
411	Kalaburgi	Aland	PADSAVANI	GP	Wheat	IRR		4	2163.21			
412	Kalaburgi	Aland	CHINCHANSOOR	GP	Wheat	IRR		4	3895.34			
413	Kalaburgi	Aland	HODLOOR	GP	Wheat	IRR		4	3276.16			
414	Kalaburgi	Aland	KINNI SULTAN	GP	Wheat	IRR		4	2429.69			
415	Kalaburgi	Aland	ALANGA	GP	Wheat	IRR		4	2492.39			
416	Kalaburgi	Aland	DUTTARGAON	GP	Wheat	IRR		4	2366.99			
417	Kalaburgi	Aland	MADIYAL	GP	Wheat	IRR		4	2468.88			
418	Kalaburgi	Aland	MUNNALLI	GP	Wheat	IRR		4	3331.65			
419	Kalaburgi	Aland	PADSAVANI	GP	Wheat	RF		4	2437.46			
420	Kalaburgi	Aland	TADAKAL	GP	Wheat	RF		4	1364.42			
421	Kalaburgi	Aland	MUDDADAGA	GP	Wheat	RF		4	2145.83			
422	Kalaburgi	Aland	KINNI SULTAN	GP	Wheat	RF		4	1572.04			

Government of Karnataka
Directorate of Economics and Statistics
GP Level Average Yield data for Rabi season 2017-18

S.N	District	Taluk	Insurance Unit (hobli/ GP)	GP/ HOBLI	Crop	IRR_RF	Area_S own_H a	No_CCEs_Conducted	Average Yield(Kg/Ha)	Name_Of_Higher_Level	No_cce Conducted_Higher	Higher Average Yield(Kg/Ha)
423	Kalaburgi	Aland	JIDAGA	GP	Wheat	RF		4	1826.11			
424	Kalaburgi	Aland	RUDRAWADI	GP	Wheat	RF		4	1754.65			
425	Kalaburgi	Aland	NIMBAL	GP	Wheat	RF		4	2199.27			
426	Kalaburgi	Aland	DHANGAPUR	GP	Wheat	RF		4	1969.02			
427	Kalaburgi	Chincholi	KODLI	GP	Bengal Gram	RF		4	864.01			
428	Kalaburgi	Chincholi	PASTAPUR	GP	Bengal Gram	RF				Hobli Level	27	910.32
429	Kalaburgi	Chincholi	HODEBEERNALLI	GP	Bengal Gram	RF		4	1095.50			
430	Kalaburgi	Chincholi	HASARGUNDAGI	GP	Bengal Gram	RF		4	1472.67			
431	Kalaburgi	Chincholi	SHADIPUR	GP	Bengal Gram	RF		4	1212.37			
432	Kalaburgi	Chincholi	NAGAILLAI	GP	Bengal Gram	RF		4	1275.31			
433	Kalaburgi	Chincholi	NIDAGUNDA	GP	Bengal Gram	RF		4	759.11			
434	Kalaburgi	Chincholi	Chincholli (ULB)	GP	Bengal Gram	RF		4	1220.10			
435	Kalaburgi	Chincholi	DEGALMADI	GP	Bengal Gram	RF		4	1425.60			
436	Kalaburgi	Chincholi	MOGHA	GP	Bengal Gram	RF		4	808.80			
437	Kalaburgi	Chincholi	ANWAR	GP	Bengal Gram	RF		4	1498.90			
438	Kalaburgi	Chincholi	MIRIYAN	GP	Bengal Gram	RF		4	1422.00			

Government of Karnataka
Directorate of Economics and Statistics
GP Level Average Yield data for Rabi season 2017-18

S.N	District	Taluk	Insurance Unit (hobli/ GP)	GP/ HOBLI	Crop	IRR_RF	Area_S own_H a	No_CCEs_Conducted	Average Yield(Kg/Ha)	Name_Of_Higher_Level	No_cce Conducted_Higher	Higher Average Yield(Kg/Ha)
439	Kalaburgi	Chincholi	POLAKPALLI	GP	Bengal Gram	RF		4	1097.47			
440	Kalaburgi	Chincholi	SALEBEERNALLI	GP	Bengal Gram	RF		4	731.51			
441	Kalaburgi	Chincholi	JATTUR	GP	Bengal Gram	RF		4	1440.93			
442	Kalaburgi	Chincholi	SALGAR BASANTPUR	GP	Bengal Gram	RF		4	944.06			
443	Kalaburgi	Chincholi	AINOLLI	GP	Bengal Gram	RF		4	1407.81			
444	Kalaburgi	Chincholi	GADIKESHWAR	GP	Bengal Gram	RF				Hobli Level	34	1032.02
445	Kalaburgi	Chincholi	CHIMMANCHOD	GP	Bengal Gram	RF		4	1217.80			
446	Kalaburgi	Chincholi	KUPANOOOR	GP	Bengal Gram	RF		4	1170.41			
447	Kalaburgi	Chincholi	CHANDANKERA	GP	Bengal Gram	RF				Hobli Level	36	1028.51
448	Kalaburgi	Chincholi	VENKATAPUR	GP	Bengal Gram	RF				Hobli Level	36	1287.38
449	Kalaburgi	Chincholi	RATKAL	GP	Bengal Gram	RF				Hobli Level	27	910.32
450	Kalaburgi	Chincholi	RUMMANGUD	GP	Bengal Gram	RF		4	845.98			
451	Kalaburgi	Chincholi	SHIROLLI	GP	Bengal Gram	RF				Hobli Level	34	1032.02
452	Kalaburgi	Chincholi	KUNCHAVARAM	GP	Bengal Gram	RF		4	1026.87			
453	Kalaburgi	Chincholi	GARAMPALLI	GP	Bengal Gram	RF		4	1065.52			
454	Kalaburgi	Chincholi	KEROLLI	GP	Bengal Gram	RF		4	739.79			

Government of Karnataka
Directorate of Economics and Statistics
GP Level Average Yield data for Rabi season 2017-18

S.N	District	Taluk	Insurance Unit (hobli/ GP)	GP/HOBLI	Crop	IRR_RF	Area_S own_H a	No_CCEs_Conducted	Average Yield(Kg/Ha)	Name_Of_Higher_Level	No_cce_Conducted_Higher	Higher Average Yield(Kg/Ha)
455	Kalaburgi	Chincholi	KARCHKHED	GP	Bengal Gram	RF		4	1186.97			
456	Kalaburgi	Chincholi	HALCHERA	GP	Bengal Gram	RF		4	955.10			
457	Kalaburgi	Chincholi	GADILINGADALLI	GP	Bengal Gram	RF		4	1222.86			
458	Kalaburgi	Chincholi	KANAKPUR (KARAKMUKLI)	GP	Bengal Gram	RF		4	855.72			
459	Kalaburgi	Chincholi	GARAGAPALLI	GP	Bengal Gram	RF		4	966.14			
460	Kalaburgi	Chincholi	CHENGTA	GP	Bengal Gram	RF		4	1013.07			
461	Kalaburgi	Chincholi	AINAPUR	GP	Bengal Gram	RF		4	803.83			
462	Kalaburgi	Chincholi	CHIMMAIDLAI	GP	Bengal Gram	RF				Hobli Level	63	1036.00
463	Kalaburgi	Chincholi	SULEPETH	GP	Bengal Gram	RF		4	855.72			
464	Kalaburgi	Chincholi	HASARGUNDAGI	GP	Sorghum (Jowar/Great Millet)	RF		4	1326.17			
465	Kalaburgi	Chincholi	JATTUR	GP	Sorghum (Jowar/Great Millet)	RF		4	1437.86			
466	Kalaburgi	Chincholi	KUPANOR	GP	Sorghum (Jowar/Great Millet)	RF		4	1280.46			
467	Kalaburgi	Chincholi	KODLI	GP	Sorghum (Jowar/Great Millet)	RF		4	1528.74			
468	Kalaburgi	Chincholi	DEGALMADI	GP	Sorghum (Jowar/Great Millet)	RF		4	1654.81			

Q7:

Government of Karnataka
Directorate of Economics and Statistics
GP Level Average Yield data for Rabi season 2017-18

S.N	District	Taluk	Insurance Unit (hobli/ GP)	GP/ HOBLI	Crop	IRR_RF	Area_S own_H a	No_CCEs_Conducted	Average Yield(Kg/Ha)	Name_Of_Higher_Level	No_cce Conducted_Higher	Higher Average Yield(Kg/Ha)
469	Kalaburgi	Chincholi	GADIKESHWAR	GP	Sorghum (Jowar/Great Millet)	RF		4	1148.58			
470	Kalaburgi	Chincholi	ANWAR	GP	Sorghum (Jowar/Great Millet)	RF		4	1143.53			
471	Kalaburgi	Chincholi	POLAKPALLI	GP	Sorghum (Jowar/Great Millet)	RF		4	1073.31			
472	Kalaburgi	Chincholi	PASTAPUR	GP	Sorghum (Jowar/Great Millet)	RF		4	1142.20			
473	Kalaburgi	Chincholi	HODEBEERNALLI	GP	Sorghum (Jowar/Great Millet)	RF		4	1654.48			
474	Kalaburgi	Chincholi	SALEBEERNALLI	GP	Sorghum (Jowar/Great Millet)	RF		4	973.74			
475	Kalaburgi	Chincholi	NAGAILAI	GP	Sorghum (Jowar/Great Millet)	RF				Hobli Level	32	1327.07
476	Kalaburgi	Chincholi	CHIMMANCHOD	GP	Sorghum (Jowar/Great Millet)	RF		4	1857.77			
477	Kalaburgi	Chincholi	CHANDANKERA	GP	Sorghum (Jowar/Great Millet)	RF				Hobli Level	26	1320.61
478	Kalaburgi	Chincholi	Chincholi (ULB)	GP	Sorghum (Jowar/Great Millet)	RF		4	1194.00			
479	Kalaburgi	Chincholi	KEROLLI	GP	Sorghum (Jowar/Great Millet)	RF		4	1088.26			
480	Kalaburgi	Chincholi	MOGHA	GP	Sorghum (Jowar/Great Millet)	RF		4	1135.82			
481	Kalaburgi	Chincholi	KARCHKHED	GP	Sorghum (Jowar/Great Millet)	RF		4	929.50			
482	Kalaburgi	Chincholi	MIRIYAN	GP	Sorghum (Jowar/Great Millet)	RF		4	1578.96			

Government of Karnataka
Directorate of Economics and Statistics
GP Level Average Yield data for Rabi season 2017-18

S.N	District	Taluk	Insurance Unit (hobli/ GP)	GP/ HOBLI	Crop	IRR_RF	Area_S own_H a	No_CCEs_Conducted	Average Yield(Kg/Ha)	Name_Of_Higher_Level	No_cce Conducted_Higher	Higher Average Yield(Kg/Ha)
483	Kalaburgi	Chincholi	HALCHERA	GP	Sorghum (Jowar/Great Millet)	RF		4	1703.73			
484	Kalaburgi	Chincholi	GADILINGADALLI	GP	Sorghum (Jowar/Great Millet)	RF				Hobli Level	26	1320.61
485	Kalaburgi	Chincholi	KANAKPUR (KARAKMUKLI)	GP	Sorghum (Jowar/Great Millet)	RF		4	1006.07			
486	Kalaburgi	Chincholi	GARAGAPALLI	GP	Sorghum (Jowar/Great Millet)	RF		4	865.69			
487	Kalaburgi	Chincholi	SALGAR BASANTPUR	GP	Sorghum (Jowar/Great Millet)	RF		4	1042.23			
488	Kalaburgi	Chincholi	RUMMANGUD	GP	Sorghum (Jowar/Great Millet)	RF		4	1350.79			
489	Kalaburgi	Chincholi	RATKAL	GP	Sorghum (Jowar/Great Millet)	RF		4	1574.56			
490	Kalaburgi	Chincholi	AINOLLI	GP	Sorghum (Jowar/Great Millet)	RF		4	867.78			
491	Kalaburgi	Chincholi	CHENGTA	GP	Sorghum (Jowar/Great Millet)	RF		4	1552.71			
492	Kalaburgi	Chincholi	AINAPUR	GP	Sorghum (Jowar/Great Millet)	RF				Hobli Level	26	1320.61
493	Kalaburgi	Chincholi	CHIMMAIDLAI	GP	Sorghum (Jowar/Great Millet)	RF				Hobli Level	62	1362.55
494	Kalaburgi	Chincholi	GARAMPALLI	GP	Sorghum (Jowar/Great Millet)	RF		4	1312.47			
495	Kalaburgi	Chincholi	SHIROLI	GP	Sorghum (Jowar/Great Millet)	RF		4	962.68			
496	Kalaburgi	Chincholi	KUNCHAVARAM	GP	Sorghum (Jowar/Great Millet)	RF				Hobli Level	32	1327.07
497	Kalaburgi	Chincholi	VENKATAPUR	GP	Sorghum (Jowar/Great Millet)	RF		4	1248.55			

Government of Karnataka
Directorate of Economics and Statistics
GP Level Average Yield data for Rabi season 2017-18

S.N	District	Taluk	Insurance Unit (hobli/ GP)	GP/ HOBLI	Crop	IRR_RF	Area_S own_H a	No_CCEs Conducted	Average Yield(Kg/Ha)	Name_Of Higher_Level	No_cce Conducted_Higher	Higher Average Yield(Kg/Ha)
498	Kalaburgi	Chincholi	SHADIPUR	GP	Sorghum (Jowar/Great Millet)	RF				Hobli Level	32	1327.07
499	Kalaburgi	Chincholi	SULEPETH	GP	Sorghum (Jowar/Great Millet)	RF		4	1212.39			
500	Kalaburgi	Chincholi	NIDAGUNDA	GP	Sorghum (Jowar/Great Millet)	RF		4	940.52			
501	Kalaburgi	Chincholi	CHIMMANCHOD	GP	Wheat	RF				District Level	87	1915.07
502	Kalaburgi	Chincholi	AINAPUR	GP	Wheat	RF				District Level	87	1915.07
503	Kalaburgi	Chincholi	RATKAL	GP	Wheat	RF				District Level	87	1915.07
504	Kalaburgi	Chincholi	CHENGTA	GP	Wheat	RF				District Level	87	1915.07
505	Kalaburgi	Chincholi	KARCHKHED	GP	Wheat	RF				District Level	87	1915.07
506	Kalaburgi	Chincholi	POLAKPALLI	GP	Wheat	RF				District Level	87	1915.07
507	Kalaburgi	Chincholi	ANWAR	GP	Wheat	RF				District Level	87	1915.07
508	Kalaburgi	Chincholi	HODEBEERNALLI	GP	Wheat	RF				District Level	87	1915.07
509	Kalaburgi	Chincholi	NIDAGUNDA	GP	Wheat	RF				District Level	87	1915.07
510	Kalaburgi	Chincholi	KODLI	GP	Wheat	RF				District Level	87	1915.07
511	Kalaburgi	Chincholi	DEGALMADI	GP	Wheat	RF				District Level	87	1915.07
512	Kalaburgi	Chincholi	SALEBEERNALLI	GP	Wheat	RF				District Level	87	1915.07
513	Kalaburgi	Chincholi	AINOLLI	GP	Wheat	RF				District Level	87	1915.07

Government of Karnataka
Directorate of Economics and Statistics
GP Level Average Yield data for Rabi season 2017-18

S.N	District	Taluk	Insurance Unit (hobli/ GP)	GP/ HOBLI	Crop	IRR_RF	Area_S own_H a	No_CCEs_Conducted	Average Yield(Kg/Ha)	Name_Of_Higher_Level	No_cce Conducted_Higher	Higher Average Yield(Kg/Ha)
514	Kalaburgi	Chincholi	MIRIYAN	GP	Wheat	RF				District Level	87	1915.07
515	Kalaburgi	Chincholi	CHANDANKERA	GP	Wheat	RF				District Level	87	1915.07
516	Kalaburgi	Chincholi	HASARGUNDAGI	GP	Wheat	RF				District Level	87	1915.07
517	Kalaburgi	Chincholi	Chincholli (ULB)	GP	Wheat	RF				District Level	87	1915.07
518	Kalaburgi	Chittapur	KAMARWADI	GP	Bengal Gram	RF		4	920.32			
519	Kalaburgi	Chittapur	HEBBAL	GP	Bengal Gram	RF				Hobli Level	29	1473.33
520	Kalaburgi	Chittapur	KANDGOL	GP	Bengal Gram	RF		4	993.74			
521	Kalaburgi	Chittapur	HALKATTA	GP	Bengal Gram	RF		4	1046.19			
522	Kalaburgi	Chittapur	ARANKAL	GP	Bengal Gram	RF		4	960.62			
523	Kalaburgi	Chittapur	KORWAR	GP	Bengal Gram	RF		4	1203.54			
524	Kalaburgi	Chittapur	SATNOOR	GP	Bengal Gram	RF		4	993.74			
525	Kalaburgi	Chittapur	BEDSUR	GP	Bengal Gram	RF		4	946.82			
526	Kalaburgi	Chittapur	BHAGODI	GP	Bengal Gram	RF		4	891.61			
527	Kalaburgi	Chittapur	MARATUR	GP	Bengal Gram	RF		4	1142.81			
528	Kalaburgi	Chittapur	RAVOOR	GP	Bengal Gram	RF		4	789.47			
529	Kalaburgi	Chittapur	SANNATI	GP	Bengal Gram	RF		4	1093.12			

97:

Government of Karnataka
Directorate of Economics and Statistics
GP Level Average Yield data for Rabi season 2017-18

S.N	District	Taluk	Insurance Unit (hobli/ GP)	GP/ HOBLI	Crop	IRR_RF	Area_S own_H a	No_CCEs_Conducted	Average Yield(Kg/Ha)	Name_Of Higher_Level	No_cce Conducted_Higher	Higher Average Yield(Kg/Ha)
530	Kalaburgi	Chittapur	KARDAL	GP	Bengal Gram	RF		4	916.46			
531	Kalaburgi	Chittapur	INGALAGI	GP	Bengal Gram	RF		4	899.89			
532	Kalaburgi	Chittapur	ALLOLI	GP	Bengal Gram	RF		4	993.74			
533	Kalaburgi	Chittapur	NALWAR	GP	Bengal Gram	RF		4	1185.43			
534	Kalaburgi	Chittapur	GOTOOR	GP	Bengal Gram	RF		4	1435.41			
535	Kalaburgi	Chittapur	CHINCHOLLI (H)	GP	Bengal Gram	RF		4	982.70			
536	Kalaburgi	Chittapur	BHANKUR	GP	Bengal Gram	RF		4	1065.52			
537	Kalaburgi	Chittapur	ALLUR (B)	GP	Bengal Gram	RF		4	916.45			
538	Kalaburgi	Chittapur	DIGGAON	GP	Bengal Gram	RF		4	792.24			
539	Kalaburgi	Chittapur	BHIMANALLI	GP	Bengal Gram	RF		4	966.14			
540	Kalaburgi	Chittapur	HONAGUNTA	GP	Bengal Gram	RF				Hobli Level	26	911.78
541	Kalaburgi	Chittapur	DANDOTHI	GP	Bengal Gram	RF		4	916.45			
542	Kalaburgi	Chittapur	Wadi (ULB)	GP	Bengal Gram	RF		4	1341.56			
543	Kalaburgi	Chittapur	KODADUR	GP	Bengal Gram	RF		4	563.12			
544	Kalaburgi	Chittapur	GUNDAGURTHI	GP	Bengal Gram	RF		4	2595.33			
545	Kalaburgi	Chittapur	RAJAPUR	GP	Bengal Gram	RF		4	527.24			

Government of Karnataka
Directorate of Economics and Statistics
GP Level Average Yield data for Rabi season 2017-18

S.N	District	Taluk	Insurance Unit (hobli/ GP)	GP/ HOBLI	Crop	IRR_RF	Area_S own_H a	No_CCEs_Conducted	Average Yield(Kg/Ha)	Name_Of_Higher_Level	No_cce_Conducted_Higher	Higher Average Yield(Kg/Ha)
546	Kalaburgi	Chittapur	IVANI	GP	Bengal Gram	RF		4	2079.69			
547	Kalaburgi	Chittapur	MOGALA	GP	Bengal Gram	RF		4	905.41			
548	Kalaburgi	Chittapur	KOLLUR	GP	Bengal Gram	RF		4	1507.18			
549	Kalaburgi	Chittapur	MADBUL	GP	Bengal Gram	RF		4	1073.80			
550	Kalaburgi	Chittapur	TENGALI	GP	Bengal Gram	RF		4	502.40			
551	Kalaburgi	Chittapur	KALGI	GP	Bengal Gram	RF		4	725.98			
552	Kalaburgi	Chittapur	RAMPURAHALLI	GP	Bengal Gram	RF		4	1104.16			
553	Kalaburgi	Chittapur	DHONGAON	GP	Bengal Gram	RF		4	800.52			
554	Kalaburgi	Chittapur	PETHSIROOR	GP	Bengal Gram	RF		4	665.26			
555	Kalaburgi	Chittapur	TONASNHALLI(S)	GP	Bengal Gram	RF		4	723.23			
556	Kalaburgi	Chittapur	KADBUR	GP	Bengal Gram	RF		4	1054.47			
557	Kalaburgi	Chittapur	MUGALANAGAON	GP	Bengal Gram	RF		4	1418.85			
558	Kalaburgi	Chittapur	HEROOR (K)	GP	Bengal Gram	RF		4	977.18			
559	Kalaburgi	Chittapur	YAGAPUR	GP	Bengal Gram	RF				Hobli Level	44	1106.38
560	Kalaburgi	Chittapur	LADLAPUR	GP	Bengal Gram	RF		4	1029.63			

21

Government of Karnataka
Directorate of Economics and Statistics
GP Level Average Yield data for Rabi season 2017-18

S.N	District	Taluk	Insurance Unit (hobli/ GP)	GP/ HOBLI	Crop	IRR_Rf	Area_S own_H a	No_CCEs_Conducted	Average Yield(Kg/Ha)	Name_Of_Higher_Level	No_cce_Conducted_Higher	Higher Average Yield(Kg/Ha)
561	Kalaburgi	Chittapur	MALGATTI	GP	Bengal Gram	RF		4	877.81			
562	Kalaburgi	Chittapur	Chittapura(ULB)	GP	Bengal Gram	RF		4	866.77			
563	Kalaburgi	Chittapur	DIGGAON	GP	Sorghum (Jowar/Great Millet)	RF		4	2139.76			
564	Kalaburgi	Chittapur	HEBBAL	GP	Sorghum (Jowar/Great Millet)	RF		4	1169.00			
565	Kalaburgi	Chittapur	KAMARWADI	GP	Sorghum (Jowar/Great Millet)	RF		4	1761.16			
566	Kalaburgi	Chittapur	DHONGAON	GP	Sorghum (Jowar/Great Millet)	RF		4	1924.94			
567	Kalaburgi	Chittapur	MARATUR	GP	Sorghum (Jowar/Great Millet)	RF		4	908.96			
568	Kalaburgi	Chittapur	HALKATTA	GP	Sorghum (Jowar/Great Millet)	RF		4	1718.62			
569	Kalaburgi	Chittapur	HEROOR (K)	GP	Sorghum (Jowar/Great Millet)	RF		4	1496.90			
570	Kalaburgi	Chittapur	KARDAL	GP	Sorghum (Jowar/Great Millet)	RF		4	420.21			
571	Kalaburgi	Chittapur	DANDOTHI	GP	Sorghum (Jowar/Great Millet)	RF		4	930.62			
572	Kalaburgi	Chittapur	GOTOOR	GP	Sorghum (Jowar/Great Millet)	RF		4	2043.92			
573	Kalaburgi	Chittapur	ALLOLI	GP	Sorghum (Jowar/Great Millet)	RF		4	811.09			
574	Kalaburgi	Chittapur	Chittapura(ULB)	GP	Sorghum (Jowar/Great Millet)	RF		4	1608.52			

Government of Karnataka
Directorate of Economics and Statistics
GP Level Average Yield data for Rabi season 2017-18

S.N	District	Taluk	Insurance Unit (hobli/ GP)	GP/ HOBLI	Crop	IRR_Rf	Area_S own_H a	No_CCEs_Conducted	Average Yield(Kg/Ha)	Name_Of_Higher_Level	No_cce Conducted_Higher	Higher Average Yield(Kg/Ha)
575	Kalaburgi	Chittapur	ALLUR (B)	GP	Sorghum (Jowar/Great Millet)	RF		4	959.78			
576	Kalaburgi	Chittapur	Wadi (ULB)	GP	Sorghum (Jowar/Great Millet)	RF		4	1846.24			
577	Kalaburgi	Chittapur	HONAGUNTA	GP	Sorghum (Jowar/Great Millet)	RF		4	967.60			
578	Kalaburgi	Chittapur	GUNDAGURTHI	GP	Sorghum (Jowar/Great Millet)	RF		4	1149.58			
579	Kalaburgi	Chittapur	BHIMANALLI	GP	Sorghum (Jowar/Great Millet)	RF		4	2088.72			
580	Kalaburgi	Chittapur	SATNOOR	GP	Sorghum (Jowar/Great Millet)	RF		4	1944.08			
581	Kalaburgi	Chittapur	BEDSUR	GP	Sorghum (Jowar/Great Millet)	RF		4	987.40			
582	Kalaburgi	Chittapur	MADBUL	GP	Sorghum (Jowar/Great Millet)	RF		4	880.58			
583	Kalaburgi	Chittapur	KALGI	GP	Sorghum (Jowar/Great Millet)	RF		4	724.62			
584	Kalaburgi	Chittapur	PETHSIROOR	GP	Sorghum (Jowar/Great Millet)	RF		4	1676.08			
585	Kalaburgi	Chittapur	KADBUR	GP	Sorghum (Jowar/Great Millet)	RF		4	1927.06			
586	Kalaburgi	Chittapur	KODADUR	GP	Sorghum (Jowar/Great Millet)	RF		4	1761.16			
587	Kalaburgi	Chittapur	MALGATTI	GP	Sorghum (Jowar/Great Millet)	RF		4	2990.78			
588	Kalaburgi	Chittapur	RAJAPUR	GP	Sorghum (Jowar/Great Millet)	RF		4	2794.88			

Government of Karnataka
Directorate of Economics and Statistics
GP Level Average Yield data for Rabi season 2017-18

S.N	District	Taluk	Insurance Unit (hobli/ GP)	GP/ HOBLI	Crop	IRR_RF	Area_S own_H a	No_CCEs_Conducted	Average Yield(Kg/Ha)	Name_Of_Higher_Level	No_cce_Conducted_Higher	Higher Average Yield(Kg/Ha)
589	Kalaburgi	Chittapur	KOLLUR	GP	Sorghum (Jowar/Great Millet)	RF		4	2061.00			
590	Kalaburgi	Chittapur	Shahabad(ULB)	GP	Sorghum (Jowar/Great Millet)	RF		4	1850.49			
591	Kalaburgi	Chittapur	RAMPURAHALLI	GP	Sorghum (Jowar/Great Millet)	RF		4	2326.94			
592	Kalaburgi	Chittapur	TENGALI	GP	Sorghum (Jowar/Great Millet)	RF		4	1216.65			
593	Kalaburgi	Chittapur	KANDGOL	GP	Sorghum (Jowar/Great Millet)	RF		4	1944.08			
594	Kalaburgi	Chittapur	IVANI	GP	Sorghum (Jowar/Great Millet)	RF		4	795.50			
595	Kalaburgi	Chittapur	KORWAR	GP	Sorghum (Jowar/Great Millet)	RF		4	791.25			
596	Kalaburgi	Chittapur	TONASNHALLI(S)	GP	Sorghum (Jowar/Great Millet)	RF		4	2688.53			
597	Kalaburgi	Chittapur	ARANKAL	GP	Sorghum (Jowar/Great Millet)	RF		4	1033.58			
598	Kalaburgi	Chittapur	BHAGODI	GP	Sorghum (Jowar/Great Millet)	RF		4	1735.63			
599	Kalaburgi	Chittapur	RAVOOR	GP	Sorghum (Jowar/Great Millet)	RF		4	1705.86			
600	Kalaburgi	Chittapur	MUGALANAGAON	GP	Sorghum (Jowar/Great Millet)	RF		4	774.23			
601	Kalaburgi	Chittapur	SANNATI	GP	Sorghum (Jowar/Great Millet)	RF		4	860.89			
602	Kalaburgi	Chittapur	INGALAGI	GP	Sorghum (Jowar/Great Millet)	RF		4	972.00			
603	Kalaburgi	Chittapur	NALWAR	GP	Sorghum (Jowar/Great Millet)	RF		4	1484.92			

Government of Karnataka
Directorate of Economics and Statistics
GP Level Average Yield data for Rabi season 2017-18

S.N	District	Taluk	Insurance Unit (hobli/ GP)	GP/ HOBLI	Crop	IRR_RF	Area_S own_H a	No_CCEs_Conducted	Average Yield(Kg/Ha)	Name_Of_Higher_Level	No_cce Conducted_Higher	Higher Average Yield(Kg/Ha)
604	Kalaburgi	Chittapur	MOGALA	GP	Sorghum (Jowar/Great Millet)	RF		4	446.02			
605	Kalaburgi	Chittapur	CHINCHOLLI (H)	GP	Sorghum (Jowar/Great Millet)	RF		4	3919.93			
606	Kalaburgi	Chittapur	LADLAPUR	GP	Sorghum (Jowar/Great Millet)	RF		4	1399.57			
607	Kalaburgi	Chittapur	YAGAPUR	GP	Sorghum (Jowar/Great Millet)	RF		4	1578.24			
608	Kalaburgi	Chittapur	BHANKUR	GP	Sorghum (Jowar/Great Millet)	RF		4	1233.94			
609	Kalaburgi	Jevargi	ITGA	GP	Bengal Gram	IRR		4	992.29			
610	Kalaburgi	Jevargi	KALLUR (K)	GP	Bengal Gram	IRR		4	1237.67			
611	Kalaburgi	Jevargi	NELOGI	GP	Bengal Gram	IRR		4	1086.67			
612	Kalaburgi	Jevargi	KOLKUR	GP	Bengal Gram	IRR				Hobli Level	6	1341.04
613	Kalaburgi	Jevargi	Jewargi(ULB)	GP	Bengal Gram	IRR		4	1580.12			
614	Kalaburgi	Jevargi	KURALGERA	GP	Bengal Gram	IRR		4	1294.30			
615	Kalaburgi	Jevargi	YADRAMI	GP	Bengal Gram	IRR		4	876.35			
616	Kalaburgi	Jevargi	NARIBOL	GP	Bengal Gram	IRR		4	1488.44			
617	Kalaburgi	Jevargi	ALLOOR	GP	Bengal Gram	IRR				Hobli Level	2	1510.01
618	Kalaburgi	Jevargi	MANDEWAL	GP	Bengal Gram	IRR				Hobli Level	29	1154.45
619	Kalaburgi	Jevargi	MALLI	GP	Bengal Gram	IRR		4	1164.87			

Q

Government of Karnataka
Directorate of Economics and Statistics
GP Level Average Yield data for Rabi season 2017-18

S.N	District	Taluk	Insurance Unit (hobli/ GP)	GP/ HOBLI	Crop	IRR_ RF	Area_S own_H a	No_CCEs_Conducted	Average Yield(Kg/Ha)	Name_Of Higher_Level	No_cce Conducted_Higher	Higher Average Yield(Kg/Ha)
620	Kalaburgi	Jevargi	HIPPARGA -S-N	GP	Bengal Gram	IRR		4	1299.69			
621	Kalaburgi	Jevargi	MAGANGERA	GP	Bengal Gram	IRR		4	1299.69			
622	Kalaburgi	Jevargi	RANJANGI	GP	Bengal Gram	IRR		4	765.79			
623	Kalaburgi	Jevargi	SONNA	GP	Bengal Gram	IRR				Hobli Level	6	1341.04
624	Kalaburgi	Jevargi	ARALAGUNDAGI	GP	Bengal Gram	IRR		4	1238.21			
625	Kalaburgi	Jevargi	WADGERA	GP	Bengal Gram	IRR				Hobli Level	30	1047.01
626	Kalaburgi	Jevargi	KUKNUR	GP	Bengal Gram	IRR		4	746.92			
627	Kalaburgi	Jevargi	ANKALGA	GP	Bengal Gram	IRR		4	1186.44			
628	Kalaburgi	Jevargi	JERATAGI	GP	Bengal Gram	IRR		4	911.40			
629	Kalaburgi	Jevargi	BALUNDAGI	GP	Bengal Gram	IRR		4	1186.44			
630	Kalaburgi	Jevargi	RANJANGI	GP	Bengal Gram	RF				Hobli Level	37	885.12
631	Kalaburgi	Jevargi	MAGANGERA	GP	Bengal Gram	RF		4	684.58			
632	Kalaburgi	Jevargi	HARWAL	GP	Bengal Gram	RF		4	1004.79			
633	Kalaburgi	Jevargi	BALBATTI	GP	Bengal Gram	RF		4	734.27			
634	Kalaburgi	Jevargi	SONNA	GP	Bengal Gram	RF		4	935.38			
635	Kalaburgi	Jevargi	ARALAGUNDAGI	GP	Bengal Gram	RF		4	992.09			

Government of Karnataka
Directorate of Economics and Statistics
GP Level Average Yield data for Rabi season 2017-18

S.N	District	Taluk	Insurance Unit (hobli/ GP)	GP/ HOBLI	Crop	IRR_RF	Area_S own_H a	No_CCEs_Conducted	Average Yield(Kg/Ha)	Name_Of_Higher_Level	No_cce Conducted_Higher	Higher Average Yield(Kg/Ha)
636	Kalaburgi	Jevargi	WADGERA	GP	Bengal Gram	RF				Hobli Level	44	782.80
637	Kalaburgi	Jevargi	NEDALAGI	GP	Bengal Gram	RF		4	968.90			
638	Kalaburgi	Jevargi	GAONVAR	GP	Bengal Gram	RF		4	1005.89			
639	Kalaburgi	Jevargi	KURALGERA	GP	Bengal Gram	RF		4	618.33			
640	Kalaburgi	Jevargi	NARIBOL	GP	Bengal Gram	RF		4	1013.07			
641	Kalaburgi	Jevargi	KELLUR	GP	Bengal Gram	RF				Hobli Level	27	977.79
642	Kalaburgi	Jevargi	YALWAR	GP	Bengal Gram	RF		4	916.45			
643	Kalaburgi	Jevargi	KOODI	GP	Bengal Gram	RF		4	977.18			
644	Kalaburgi	Jevargi	IJERI	GP	Bengal Gram	RF		4	897.13			
645	Kalaburgi	Jevargi	ANDHOLA	GP	Bengal Gram	RF		4	811.56			
646	Kalaburgi	Jevargi	MADARI	GP	Bengal Gram	RF				Hobli Level	29	1022.07
647	Kalaburgi	Jevargi	NELOGI	GP	Bengal Gram	RF		4	899.89			
648	Kalaburgi	Jevargi	KOLKUR	GP	Bengal Gram	RF		4	499.63			
649	Kalaburgi	Jevargi	BILWAR	GP	Bengal Gram	RF				Hobli Level	29	1022.07
650	Kalaburgi	Jevargi	KARKIHALLI	GP	Bengal Gram	RF		4	1029.63			
651	Kalaburgi	Jevargi	BALUNDAGI	GP	Bengal Gram	RF		4	949.58			

21

Government of Karnataka
Directorate of Economics and Statistics
GP Level Average Yield data for Rabi season 2017-18

S.N	District	Taluk	Insurance Unit (hobli/ GP)	GP/ HOBLI	Crop	IRR_RF	Area_S own_H a	No_CCEs_Conducted	Average Yield(Kg/Ha)	Name_Of_Higher_Level	No_cce_Conducted_Higher	Higher Average Yield(Kg/Ha)
652	Kalaburgi	Jevargi	HARANOOR	GP	Bengal Gram	RF		4	1002.03			
653	Kalaburgi	Jevargi	BIRAL (B)	GP	Bengal Gram	RF		4	1206.29			
654	Kalaburgi	Jevargi	KALLUR (K)	GP	Bengal Gram	RF		4	811.56			
655	Kalaburgi	Jevargi	SUMBAD	GP	Bengal Gram	RF		4	869.53			
656	Kalaburgi	Jevargi	SATHKHED	GP	Bengal Gram	RF		4	772.91			
657	Kalaburgi	Jevargi	HULLURA	GP	Bengal Gram	RF				Hobli Level	37	885.12
658	Kalaburgi	Jevargi	Jewargi(ULB)	GP	Bengal Gram	RF		4	1322.23			
659	Kalaburgi	Jevargi	ITGA	GP	Bengal Gram	RF		4	687.34			
660	Kalaburgi	Jevargi	GUDUR-S- A	GP	Bengal Gram	RF		4	933.02			
661	Kalaburgi	Jevargi	KALLAHANGARGA	GP	Bengal Gram	RF		4	1048.95			
662	Kalaburgi	Jevargi	HIPPARGA -S-N	GP	Bengal Gram	RF		4	971.66			
663	Kalaburgi	Jevargi	ANKALGA	GP	Bengal Gram	RF		4	673.54			
664	Kalaburgi	Jevargi	KUKNUR	GP	Bengal Gram	RF		4	731.51			
665	Kalaburgi	Jevargi	KACHAPURA	GP	Bengal Gram	RF		4	830.88			
666	Kalaburgi	Jevargi	YALAGOD	GP	Bengal Gram	RF		4	902.65			
667	Kalaburgi	Jevargi	JERATAGI	GP	Bengal Gram	RF		4	684.58			

Government of Karnataka
Directorate of Economics and Statistics
GP Level Average Yield data for Rabi season 2017-18

S.N	District	Taluk	Insurance Unit (hobli/ GP)	GP/HOBLI	Crop	IRR_RF	Area_S own_H a	No_CCEs_Conducted	Average Yield(Kg/Ha)	Name_Of_Higher_Level	No_cce_Conducted_Higher	Higher Average Yield(Kg/Ha)
668	Kalaburgi	Jevargi	YADRAMI	GP	Bengal Gram	RF		4	811.56			
669	Kalaburgi	Jevargi	MANDEWAL	GP	Bengal Gram	RF				Hobli Level	37	885.12
670	Kalaburgi	Jevargi	ALOOR	GP	Bengal Gram	RF		4	1175.93			
671	Kalaburgi	Jevargi	MALLI	GP	Bengal Gram	RF		4	764.63			
672	Kalaburgi	Jevargi	KADKOL	GP	Bengal Gram	RF		4	883.33			
673	Kalaburgi	Jevargi	ITGA	GP	Sorghum (Jowar/Great Millet)	IRR		4	850.93			
674	Kalaburgi	Jevargi	GUDUR-S- A	GP	Sorghum (Jowar/Great Millet)	IRR		4	1030.89			
675	Kalaburgi	Jevargi	YADRAMI	GP	Sorghum (Jowar/Great Millet)	IRR		4	1539.16			
676	Kalaburgi	Jevargi	MANDEWAL	GP	Sorghum (Jowar/Great Millet)	IRR		4	1084.80			
677	Kalaburgi	Jevargi	MALLI	GP	Sorghum (Jowar/Great Millet)	IRR		4	1276.55			
678	Kalaburgi	Jevargi	HIPPARGA -S-N	GP	Sorghum (Jowar/Great Millet)	IRR		4	2066.38			
679	Kalaburgi	Jevargi	KADKOL	GP	Sorghum (Jowar/Great Millet)	IRR		4	1882.70			
680	Kalaburgi	Jevargi	KUKNUR	GP	Sorghum (Jowar/Great Millet)	IRR		4	1184.71			
681	Kalaburgi	Jevargi	ANKALGA	GP	Sorghum (Jowar/Great Millet)	IRR		4	1452.01			

Government of Karnataka
Directorate of Economics and Statistics
GP Level Average Yield data for Rabi season 2017-18

S.N	District	Taluk	Insurance Unit (hobli/ GP)	GP/ HOBLI	Crop	IRR_Rf	Area_S own_H a	No_CCEs_Conducted	Average Yield(Kg/Ha)	Name_Of_Higher_Level	No_cce_Conducted_Higher	Higher Average Yield(Kg/Ha)
682	Kalaburgi	Jevargi	JERATAGI	GP	Sorghum (Jowar/Great Millet)	IRR		4	527.94			
683	Kalaburgi	Jevargi	NARIBOL	GP	Sorghum (Jowar/Great Millet)	IRR		4	2224.66			
684	Kalaburgi	Jevargi	MAGANGERA	GP	Sorghum (Jowar/Great Millet)	IRR		4	1928.42			
685	Kalaburgi	Jevargi	ARALAGUNDAGI	GP	Sorghum (Jowar/Great Millet)	IRR		4	1217.01			
686	Kalaburgi	Jevargi	WADGERA	GP	Sorghum (Jowar/Great Millet)	IRR		4	1627.25			
687	Kalaburgi	Jevargi	KURALGERA	GP	Sorghum (Jowar/Great Millet)	IRR				Hobli Level	32	1734.28
688	Kalaburgi	Jevargi	BALUNDAGI	GP	Sorghum (Jowar/Great Millet)	IRR		4	2006.17			
689	Kalaburgi	Jevargi	KALLUR (K)	GP	Sorghum (Jowar/Great Millet)	IRR		4	910.52			
690	Kalaburgi	Jevargi	NELOGI	GP	Sorghum (Jowar/Great Millet)	IRR		4	1775.89			
691	Kalaburgi	Jevargi	KOLKUR	GP	Sorghum (Jowar/Great Millet)	RF		4	572.16			
692	Kalaburgi	Jevargi	GAONVAR	GP	Sorghum (Jowar/Great Millet)	RF		4	2608.55			
693	Kalaburgi	Jevargi	BALUNDAGI	GP	Sorghum (Jowar/Great Millet)	RF		4	1901.54			
694	Kalaburgi	Jevargi	KELLUR	GP	Sorghum (Jowar/Great Millet)	RF		4	3009.96			
695	Kalaburgi	Jevargi	ANDHOLA	GP	Sorghum (Jowar/Great Millet)	RF		4	2959.10			

Government of Karnataka
Directorate of Economics and Statistics
GP Level Average Yield data for Rabi season 2017-18

S.N	District	Taluk	Insurance Unit (hobli/ GP)	GP/ HOBLI	Crop	IRR_RF	Area_S own_H a	No_CCEs_Conducted	Average Yield(Kg/Ha)	Name_Of_Higher_Level	No_cce Conducted_Higher	Higher Average Yield(Kg/Ha)
696	Kalaburgi	Jevargi	MADARI	GP	Sorghum (Jowar/Great Millet)	RF		4	1364.21			
697	Kalaburgi	Jevargi	NELOGI	GP	Sorghum (Jowar/Great Millet)	RF		4	2004.69			
698	Kalaburgi	Jevargi	SONNA	GP	Sorghum (Jowar/Great Millet)	RF		4	3515.10			
699	Kalaburgi	Jevargi	SATHKHED	GP	Sorghum (Jowar/Great Millet)	RF		4	1076.43			
700	Kalaburgi	Jevargi	KARKIHALLI	GP	Sorghum (Jowar/Great Millet)	RF				Hobli Level	67	1442.81
701	Kalaburgi	Jevargi	HULLURA	GP	Sorghum (Jowar/Great Millet)	RF		4	1843.68			
702	Kalaburgi	Jevargi	SUMBAD	GP	Sorghum (Jowar/Great Millet)	RF		4	1845.49			
703	Kalaburgi	Jevargi	NARIBOL	GP	Sorghum (Jowar/Great Millet)	RF		4	1956.84			
704	Kalaburgi	Jevargi	YALWAR	GP	Sorghum (Jowar/Great Millet)	RF		4	893.34			
705	Kalaburgi	Jevargi	ITGA	GP	Sorghum (Jowar/Great Millet)	RF		4	704.04			
706	Kalaburgi	Jevargi	BIRAL (B)	GP	Sorghum (Jowar/Great Millet)	RF		4	682.77			
707	Kalaburgi	Jevargi	KOODI	GP	Sorghum (Jowar/Great Millet)	RF		4	5293.24			
708	Kalaburgi	Jevargi	KALLUR (K)	GP	Sorghum (Jowar/Great Millet)	RF		4	1080.73			
709	Kalaburgi	Jevargi	IJERI	GP	Sorghum (Jowar/Great Millet)	RF		4	1966.88			

91

Government of Karnataka
Directorate of Economics and Statistics
GP Level Average Yield data for Rabi season 2017-18

S.N	District	Taluk	Insurance Unit (hobli/ GP)	GP/ HOBLI	Crop	IRR_Rf	Area_S own_H a	No_CCEs_Conducted	Average Yield(Kg/Ha)	Name_Of_Higher_Level	No_cce_Conducted_Higher	Higher Average Yield(Kg/Ha)
710	Kalaburgi	Jevargi	KALLAHANGARGA	GP	Sorghum (Jowar/Great Millet)	RF		4	1612.35			
711	Kalaburgi	Jevargi	BILWAR	GP	Sorghum (Jowar/Great Millet)	RF		4	1746.48			
712	Kalaburgi	Jevargi	KACHAPURA	GP	Sorghum (Jowar/Great Millet)	RF		4	1664.17			
713	Kalaburgi	Jevargi	YADRAMI	GP	Sorghum (Jowar/Great Millet)	RF		4	1226.22			
714	Kalaburgi	Jevargi	HARANOOR	GP	Sorghum (Jowar/Great Millet)	RF		4	840.87			
715	Kalaburgi	Jevargi	GUDUR-S- A	GP	Sorghum (Jowar/Great Millet)	RF		4	1012.45			
716	Kalaburgi	Jevargi	MALLI	GP	Sorghum (Jowar/Great Millet)	RF		4	1366.73			
717	Kalaburgi	Jevargi	RANJANGI	GP	Sorghum (Jowar/Great Millet)	RF		4	736.52			
718	Kalaburgi	Jevargi	MAGANGERA	GP	Sorghum (Jowar/Great Millet)	RF		4	1587.75			
719	Kalaburgi	Jevargi	HIPPARGA -S-N	GP	Sorghum (Jowar/Great Millet)	RF		4	2044.05			
720	Kalaburgi	Jevargi	HARWAL	GP	Sorghum (Jowar/Great Millet)	RF		4	2869.39			
721	Kalaburgi	Jevargi	BALBATTI	GP	Sorghum (Jowar/Great Millet)	RF		4	972.47			
722	Kalaburgi	Jevargi	ARALAGUNDAGI	GP	Sorghum (Jowar/Great Millet)	RF		4	1099.55			
723	Kalaburgi	Jevargi	WADGERA	GP	Sorghum (Jowar/Great Millet)	RF		4	1463.38			

Government of Karnataka
Directorate of Economics and Statistics
GP Level Average Yield data for Rabi season 2017-18

S.N	District	Taluk	Insurance Unit (hobli/ GP)	GP/HOBLI	Crop	IRR_RF	Area_S own_H a	No_CCEs_Conducted	Average Yield(Kg/Ha)	Name_Of_Higher_Level	No_cce Conducted_Higher	Higher Average Yield(Kg/Ha)
724	Kalaburgi	Jevargi	KUKNUR	GP	Sorghum (Jowar/Great Millet)	RF		4	1087.58			
725	Kalaburgi	Jevargi	NEDALAGI	GP	Sorghum (Jowar/Great Millet)	RF		4	727.51			
726	Kalaburgi	Jevargi	ANKALGA	GP	Sorghum (Jowar/Great Millet)	RF		4	953.33			
727	Kalaburgi	Jevargi	YALAGOD	GP	Sorghum (Jowar/Great Millet)	RF		4	884.04			
728	Kalaburgi	Jevargi	Jewargi(ULB)	GP	Sorghum (Jowar/Great Millet)	RF		4	914.61			
729	Kalaburgi	Jevargi	KURALGERA	GP	Sorghum (Jowar/Great Millet)	RF				Hobli Level	43	1429.42
730	Kalaburgi	Jevargi	JERATAGI	GP	Sorghum (Jowar/Great Millet)	RF		4	518.99			
731	Kalaburgi	Jevargi	MANDEWAL	GP	Sorghum (Jowar/Great Millet)	RF		4	1676.15			
732	Kalaburgi	Jevargi	ALLOOR	GP	Sorghum (Jowar/Great Millet)	RF		4	1274.07			
733	Kalaburgi	Jevargi	KADKOL	GP	Sorghum (Jowar/Great Millet)	RF		4	1545.09			
734	Kalaburgi	Jevargi	YALWAR	GP	SUNFLOWER	RF				Hobli Level	2	214.33
735	Kalaburgi	Jevargi	BALUNDAGI	GP	SUNFLOWER	RF				Taluk Level	2	214.33
736	Kalaburgi	Jevargi	KELLUR	GP	SUNFLOWER	RF				Taluk Level	4	214.33
737	Kalaburgi	Jevargi	IJERI	GP	SUNFLOWER	RF				Taluk Level	2	214.33
738	Kalaburgi	Jevargi	GAONVAR	GP	SUNFLOWER	RF				Hobli Level	2	214.33
739	Kalaburgi	Jevargi	ITGA	GP	SUNFLOWER	RF				Taluk Level	2	214.33

Government of Karnataka
Directorate of Economics and Statistics
GP Level Average Yield data for Rabi season 2017-18

S.N	District	Taluk	Insurance Unit (hobli/ GP)	GP/ HOBLI	Crop	IRR_RF	Area_S own_H a	No_CCEs_Conducted	Average Yield(Kg/Ha)	Name_Of_Higher_Level	No_cce Conducted_Higher	Higher Average Yield(Kg/Ha)
740	Kalaburgi	Jevargi	BIRAL (B)	GP	SUNFLOWER	RF				Hobli Level	2	214.33
741	Kalaburgi	Jevargi	KOODI	GP	SUNFLOWER	RF				Taluk Level	2	214.33
742	Kalaburgi	Jevargi	KALLUR (K)	GP	SUNFLOWER	RF				Taluk Level	2	214.33
743	Kalaburgi	Jevargi	SONNA	GP	SUNFLOWER	RF				Taluk Level	4	214.33
744	Kalaburgi	Jevargi	KOLKUR	GP	SUNFLOWER	RF				Taluk Level	2	214.33
745	Kalaburgi	Jevargi	NELOGI	GP	SUNFLOWER	RF				Taluk Level	2	214.33
746	Kalaburgi	Jevargi	GUDUR-S- A	GP	SUNFLOWER	RF				Hobli Level	2	214.33
747	Kalaburgi	Jevargi	HARANOOR	GP	SUNFLOWER	RF				Taluk Level	2	214.33
748	Kalaburgi	Jevargi	Jewargi(ULB)	GP	SUNFLOWER	RF				Taluk Level	2	214.33
749	Kalaburgi	Jevargi	WADGERA	GP	SUNFLOWER	RF				Taluk Level	2	214.33
750	Kalaburgi	Jevargi	MAGANGERA	GP	SUNFLOWER	RF				Taluk Level	2	214.33
751	Kalaburgi	Jevargi	KADKOL	GP	SUNFLOWER	RF				Taluk Level	2	214.33
752	Kalaburgi	Jevargi	HIPPARGA -S-N	GP	SUNFLOWER	RF				Taluk Level	4	214.33
753	Kalaburgi	Jevargi	ARALAGUNDAGI	GP	SUNFLOWER	RF				Taluk Level	2	214.33
754	Kalaburgi	Jevargi	BALBATTI	GP	SUNFLOWER	RF				Taluk Level	2	214.33
755	Kalaburgi	Jevargi	YALAGOD	GP	SUNFLOWER	RF				Taluk Level	2	214.33

Government of Karnataka
Directorate of Economics and Statistics
GP Level Average Yield data for Rabi season 2017-18

S.N	District	Taluk	Insurance Unit (hobli/ GP)	GP/ HOBLI	Crop	IRR_RF	Area_S own_H a	No_CCEs_Conducted	Average Yield(Kg/Ha)	Name_Of_Higher_Level	No_cce Conducted_Higher	Higher Average Yield(Kg/Ha)
756	Kalaburgi	Jevargi	YADRAMI	GP	SUNFLOWER	RF				Taluk Level	2	214.33
757	Kalaburgi	Jevargi	KURALGERA	GP	SUNFLOWER	RF				Taluk Level	2	214.33
758	Kalaburgi	Jevargi	ANKALGA	GP	Wheat	IRR		4	1794.83			
759	Kalaburgi	Jevargi	MALLI	GP	Wheat	IRR				Hobli Level	25	2928.76
760	Kalaburgi	Jevargi	ALLOOR	GP	Wheat	IRR		4	1853.62			
761	Kalaburgi	Jevargi	JERATAGI	GP	Wheat	IRR		4	5431.53			
762	Kalaburgi	Jevargi	YADRAMI	GP	Wheat	IRR		4	2594.28			
763	Kalaburgi	Jevargi	BILWAR	GP	Wheat	IRR		4	1592.07			
764	Kalaburgi	Jevargi	MANDEWAL	GP	Wheat	IRR		4	1299.49			
765	Kalaburgi	Jevargi	KUKNUR	GP	Wheat	IRR				Hobli Level	25	2928.76
766	Kalaburgi	Jevargi	BALBATTI	GP	Wheat	IRR				Hobli Level	12	1506.48
767	Kalaburgi	Jevargi	KADKOL	GP	Wheat	IRR		4	2198.48			
768	Kalaburgi	Jevargi	MAGANGERA	GP	Wheat	IRR		4	2280.77			
769	Kalaburgi	Jevargi	KURALGERA	GP	Wheat	IRR		4	5650.98			
770	Kalaburgi	Jevargi	BALUNDAGI	GP	Wheat	IRR		4	1896.73			
771	Kalaburgi	Jevargi	WADGERA	GP	Wheat	IRR		4	2884.28			

(Signature)

Government of Karnataka
Directorate of Economics and Statistics
GP Level Average Yield data for Rabi season 2017-18

S.N	District	Taluk	Insurance Unit (hobli/ GP)	GP/ HOBLI	Crop	IRR_RF	Area_S own_H a	No_CCEs_Conducted	Average Yield(Kg/Ha)	Name_Of_Higher_Level	No_cce Conducted_Higher	Higher Average Yield(Kg/Ha)
772	Kalaburgi	Jevargi	NELOGI	GP	Wheat	IRR		4	5843.01			
773	Kalaburgi	Jevargi	KALLUR (K)	GP	Wheat	IRR		4	3125.91			
774	Kalaburgi	Jevargi	IJERI	GP	Wheat	IRR		4	1073.77			
775	Kalaburgi	Jevargi	BIRAL (B)	GP	Wheat	RF		4	789.99			
776	Kalaburgi	Jevargi	ITGA	GP	Wheat	RF				Hobli Level	4	3144.08
777	Kalaburgi	Jevargi	MALLI	GP	Wheat	RF		4	2387.20			
778	Kalaburgi	Jevargi	YADRAMI	GP	Wheat	RF		4	2056.36			
779	Kalaburgi	Jevargi	YALAGOD	GP	Wheat	RF		4	539.89			
780	Kalaburgi	Jevargi	WADGERA	GP	Wheat	RF				Hobli Level	21	2207.33
781	Kalaburgi	Jevargi	IJERI	GP	Wheat	RF				Hobli Level	2	444.62
782	Kalaburgi	Jevargi	MAGANGERA	GP	Wheat	RF		4	1912.65			
783	Kalaburgi	Jevargi	ANKALGA	GP	Wheat	RF				Hobli Level	4	3144.08
784	Kalaburgi	Jevargi	ARALAGUNDAGI	GP	Wheat	RF		4	1889.63			
785	Kalaburgi	Jevargi	ALOOR	GP	Wheat	RF				Hobli Level	2	444.62
786	Kalaburgi	Jevargi	KURALGERA	GP	Wheat	RF				Hobli Level	21	2207.33
787	Kalaburgi	Jevargi	JERATAGI	GP	Wheat	RF		4	3144.08			

Government of Karnataka
Directorate of Economics and Statistics
GP Level Average Yield data for Rabi season 2017-18

S.N	District	Taluk	Insurance Unit (hobli/ GP)	GP/ HOBLI	Crop	IRR_RF	Area_S own_H a	No_CCEs_Conducted	Average Yield(Kg/Ha)	Name_Of_Higher_Level	No_cce Conducted_Higher	Higher Average Yield(Kg/Ha)
788	Kalaburgi	Jevargi	KOLKUR	GP	Wheat	RF				Taluk Level	8	1967.04
789	Kalaburgi	Kalaburgi	MAHAGOAN	GP	Bengal Gram	RF		4	1206.30			
790	Kalaburgi	Kalaburgi	TAJSULTANPUR	GP	Bengal Gram	RF		4	963.38			
791	Kalaburgi	Kalaburgi	BHUPALTEGANOOR	GP	Bengal Gram	RF		4	1336.03			
792	Kalaburgi	Kalaburgi	FARAHATABAD	GP	Bengal Gram	RF		4	883.33			
793	Kalaburgi	Kalaburgi	NANDUR (K)	GP	Bengal Gram	RF		4	1148.33			
794	Kalaburgi	Kalaburgi	KADANI	GP	Bengal Gram	RF				Hobli Level	60	1136.29
795	Kalaburgi	Kalaburgi	KALMOOD	GP	Bengal Gram	RF		4	1220.10			
796	Kalaburgi	Kalaburgi	KHANADAL	GP	Bengal Gram	RF		4	1131.77			
797	Kalaburgi	Kalaburgi	HONNA KIRANAGI	GP	Bengal Gram	RF		4	1722.49			
798	Kalaburgi	Kalaburgi	KUSANOOR	GP	Bengal Gram	RF				Hobli Level	36	1047.38
799	Kalaburgi	Kalaburgi	SRINIVAS SARADGI	GP	Bengal Gram	RF		4	1537.55			
800	Kalaburgi	Kalaburgi	MELAKUNDA (B)	GP	Bengal Gram	RF		4	1104.16			
801	Kalaburgi	Kalaburgi	MINAJAGI	GP	Bengal Gram	RF		4	872.29			
802	Kalaburgi	Kalaburgi	KAMALAPUR	GP	Bengal Gram	RF		4	1965.41			
803	Kalaburgi	Kalaburgi	BABALAD (IK)	GP	Bengal Gram	RF		4	1186.97			

Government of Karnataka
Directorate of Economics and Statistics
GP Level Average Yield data for Rabi season 2017-18

S.N	District	Taluk	Insurance Unit (hobli/ GP)	GP/ HOBLI	Crop	IRR_RF	Area_S own_H a	No_CCEs_Conducted	Average Yield(Kg/Ha)	Name_Of_Higher_Level	No_cce Conducted_Higher	Higher Average Yield(Kg/Ha)
804	Kalaburgi	Kalaburgi	NAGUR	GP	Bengal Gram	RF		4	1319.47			
805	Kalaburgi	Kalaburgi	SARADAGI (B)	GP	Bengal Gram	RF		4	999.27			
806	Kalaburgi	Kalaburgi	Kalburgi (ULB)	GP	Bengal Gram	RF				Hobli Level	8	966.14
807	Kalaburgi	Kalaburgi	KALLAHANGARGA	GP	Bengal Gram	RF		4	1363.64			
808	Kalaburgi	Kalaburgi	HARSOOR	GP	Bengal Gram	RF		4	979.94			
809	Kalaburgi	Kalaburgi	HEROOR (B)	GP	Bengal Gram	RF		4	795.00			
810	Kalaburgi	Kalaburgi	AURAD (B)	GP	Bengal Gram	RF		4	668.02			
811	Kalaburgi	Kalaburgi	BHIMALLI	GP	Bengal Gram	RF		4	855.73			
812	Kalaburgi	Kalaburgi	JEEVANGI	GP	Bengal Gram	RF		4	1132.32			
813	Kalaburgi	Kalaburgi	OKALI	GP	Bengal Gram	RF		4	973.32			
814	Kalaburgi	Kalaburgi	MARAGUTTI	GP	Bengal Gram	RF		4	1312.57			
815	Kalaburgi	Kalaburgi	FHIROZABAD	GP	Bengal Gram	RF		4	1573.43			
816	Kalaburgi	Kalaburgi	KAVALGA (B)	GP	Bengal Gram	RF		4	587.97			
817	Kalaburgi	Kalaburgi	DONGARGOAN	GP	Bengal Gram	RF		4	1135.08			
818	Kalaburgi	Kalaburgi	ALGOOD	GP	Bengal Gram	RF		4	1242.18			
819	Kalaburgi	Kalaburgi	SONTH	GP	Bengal Gram	RF		4	1186.97			

Government of Karnataka
Directorate of Economics and Statistics
GP Level Average Yield data for Rabi season 2017-18

S.N	District	Taluk	Insurance Unit (hobli/ GP)	GP/ HOBLI	Crop	IRR_RF	Area_S own_H a	No_CCEs_Conducted	Average Yield(Kg/Ha)	Name_Of_Higher_Level	No_cce Conducted_Higher	Higher Average Yield(Kg/Ha)
820	Kalaburgi	Kalaburgi	PATTAN	GP	Bengal Gram	RF		4	1468.53			
821	Kalaburgi	Kalaburgi	SANNUR	GP	Bengal Gram	RF		4	772.91			
822	Kalaburgi	Kalaburgi	KUMASI	GP	Bengal Gram	RF		4	1236.66			
823	Kalaburgi	Kalaburgi	SHARAN SIRASAGI	GP	Bengal Gram	RF		4	1595.51			
824	Kalaburgi	Kalaburgi	KINNISADAK	GP	Bengal Gram	RF		4	1148.33			
825	Kalaburgi	Kalaburgi	HOLAKUNDA	GP	Bengal Gram	RF		4	916.45			
826	Kalaburgi	Kalaburgi	NANDIKUR	GP	Bengal Gram	RF				Hobli Level	8	966.14
827	Kalaburgi	Kalaburgi	SAVALGI (B)	GP	Bengal Gram	RF		4	1198.02			
828	Kalaburgi	Kalaburgi	KURIKOTA	GP	Bengal Gram	RF		4	1739.05			
829	Kalaburgi	Kalaburgi	BASAVAPATTANA	GP	Bengal Gram	RF		4	828.12			
830	Kalaburgi	Kalaburgi	MAHAGOAN	GP	Sorghum (Jowar/Great Millet)	RF		4	1127.31			
831	Kalaburgi	Kalaburgi	KHANADAL	GP	Sorghum (Jowar/Great Millet)	RF				Hobli Level	46	1208.08
832	Kalaburgi	Kalaburgi	OKALI	GP	Sorghum (Jowar/Great Millet)	RF		4	821.45			
833	Kalaburgi	Kalaburgi	HONNA KIRANAGI	GP	Sorghum (Jowar/Great Millet)	RF		4	1477.79			

Government of Karnataka
Directorate of Economics and Statistics
GP Level Average Yield data for Rabi season 2017-18

S.N	District	Taluk	Insurance Unit (hobli/ GP)	GP/ HOBLI	Crop	IRR_Rf	Area_S own_H a	No_CCEs_Conducted	Average Yield(Kg/Ha)	Name_Of_Higher_Level	No_cce_Conducted_Higher	Higher Average Yield(Kg/Ha)
834	Kalaburgi	Kalaburgi	MARAGUTTI	GP	Sorghum (Jowar/Great Millet)	RF		4	1618.54			
835	Kalaburgi	Kalaburgi	MELAKUNDA (B)	GP	Sorghum (Jowar/Great Millet)	RF				Hobli Level	17	2014.13
836	Kalaburgi	Kalaburgi	MINAJAGI	GP	Sorghum (Jowar/Great Millet)	RF		4	580.56			
837	Kalaburgi	Kalaburgi	FHIROZABAD	GP	Sorghum (Jowar/Great Millet)	RF		4	1863.83			
838	Kalaburgi	Kalaburgi	NAGUR	GP	Sorghum (Jowar/Great Millet)	RF		4	1321.93			
839	Kalaburgi	Kalaburgi	DONGARGOAN	GP	Sorghum (Jowar/Great Millet)	RF		4	836.54			
840	Kalaburgi	Kalaburgi	SONTH	GP	Sorghum (Jowar/Great Millet)	RF		4	1452.06			
841	Kalaburgi	Kalaburgi	KAMALAPUR	GP	Sorghum (Jowar/Great Millet)	RF		4	1155.43			
842	Kalaburgi	Kalaburgi	KAVALGA (B)	GP	Sorghum (Jowar/Great Millet)	RF		4	463.69			
843	Kalaburgi	Kalaburgi	PATTAN	GP	Sorghum (Jowar/Great Millet)	RF		4	2593.31			
844	Kalaburgi	Kalaburgi	KUMASI	GP	Sorghum (Jowar/Great Millet)	RF		4	2241.86			
845	Kalaburgi	Kalaburgi	HARSOOR	GP	Sorghum (Jowar/Great Millet)	RF		4	1878.78			
846	Kalaburgi	Kalaburgi	SHARAN SIRASAGI	GP	Sorghum (Jowar/Great Millet)	RF				Hobli Level	17	2014.13
847	Kalaburgi	Kalaburgi	HEROOR (B)	GP	Sorghum (Jowar/Great Millet)	RF		4	416.89			

Government of Karnataka
Directorate of Economics and Statistics
GP Level Average Yield data for Rabi season 2017-18

S.N	District	Taluk	Insurance Unit (hobli/ GP)	GP/ HOBLI	Crop	IRR_RF	Area_S own_H a	No_CCEs_Conducted	Average Yield(Kg/Ha)	Name_Of_Higher_Level	No_cce Conducted_Higher	Higher Average Yield(Kg/Ha)
848	Kalaburgi	Kalaburgi	NANDUR (K)	GP	Sorghum (Jowar/Great Millet)	RF		4	1108.17			
849	Kalaburgi	Kalaburgi	AURAD (B)	GP	Sorghum (Jowar/Great Millet)	RF		4	2641.95			
850	Kalaburgi	Kalaburgi	KINNISADAK	GP	Sorghum (Jowar/Great Millet)	RF		4	1492.64			
851	Kalaburgi	Kalaburgi	HAGARAGA	GP	Sorghum (Jowar/Great Millet)	RF		4	1109.02			
852	Kalaburgi	Kalaburgi	HOLAKUNDA	GP	Sorghum (Jowar/Great Millet)	RF		4	1579.81			
853	Kalaburgi	Kalaburgi	JEEVANGI	GP	Sorghum (Jowar/Great Millet)	RF		4	3199.01			
854	Kalaburgi	Kalaburgi	NANDIKUR	GP	Sorghum (Jowar/Great Millet)	RF		4	1420.84			
855	Kalaburgi	Kalaburgi	SAVALGI (B)	GP	Sorghum (Jowar/Great Millet)	RF		4	1860.53			
856	Kalaburgi	Kalaburgi	KUSANOOR	GP	Sorghum (Jowar/Great Millet)	RF		4	1783.96			
857	Kalaburgi	Kalaburgi	SRINIVAS SARADGI	GP	Sorghum (Jowar/Great Millet)	RF		4	1412.33			
858	Kalaburgi	Kalaburgi	BABALAD (IK)	GP	Sorghum (Jowar/Great Millet)	RF		4	2345.02			
859	Kalaburgi	Kalaburgi	ALGOOD	GP	Sorghum (Jowar/Great Millet)	RF		4	576.50			
860	Kalaburgi	Kalaburgi	SARADAGI (B)	GP	Sorghum (Jowar/Great Millet)	RF				Hobli Level	26	1045.35
861	Kalaburgi	Kalaburgi	Kalaburgi (ULB)	GP	Sorghum (Jowar/Great Millet)	RF				Hobli Level	20	1533.53

Government of Karnataka
Directorate of Economics and Statistics
GP Level Average Yield data for Rabi season 2017-18

S.N	District	Taluk	Insurance Unit (hobli/ GP)	GP/ HOBLI	Crop	IRR_RF	Area_S own_H a	No_CCEs_Conducted	Average Yield(Kg/Ha)	Name_Of_Higher_Level	No_cce Conducted_Higher	Higher Average Yield(Kg/Ha)
862	Kalaburgi	Kalaburgi	KALLAHANGARGA	GP	Sorghum (Jowar/Great Millet)	RF		4	762.53			
863	Kalaburgi	Kalaburgi	SANNUR	GP	Sorghum (Jowar/Great Millet)	RF		4	680.64			
864	Kalaburgi	Kalaburgi	BHIMALLI	GP	Sorghum (Jowar/Great Millet)	RF		4	2044.68			
865	Kalaburgi	Kalaburgi	TAJSULTANPUR	GP	Sorghum (Jowar/Great Millet)	RF		4	868.24			
866	Kalaburgi	Kalaburgi	BHUPALTEGANOOR	GP	Sorghum (Jowar/Great Millet)	RF		4	1011.59			
867	Kalaburgi	Kalaburgi	KURIKOTA	GP	Sorghum (Jowar/Great Millet)	RF		4	1296.24			
868	Kalaburgi	Kalaburgi	FARAHATABAD	GP	Sorghum (Jowar/Great Millet)	RF				Hobli Level	26	1045.35
869	Kalaburgi	Kalaburgi	BASAVAPATTANA	GP	Sorghum (Jowar/Great Millet)	RF		4	1697.35			
870	Kalaburgi	Kalaburgi	KADANI	GP	Sorghum (Jowar/Great Millet)	RF		4	606.95			
871	Kalaburgi	Kalaburgi	KALMOOD	GP	Sorghum (Jowar/Great Millet)	RF		4	1348.20			
872	Kalaburgi	Kalaburgi	KADANI	GP	SUNFLOWER	RF				Taluk Level	4	276.02
873	Kalaburgi	Kalaburgi	KHANADAL	GP	SUNFLOWER	RF				Taluk Level	4	276.02
874	Kalaburgi	Kalaburgi	MAHAGOAN	GP	SUNFLOWER	RF				Taluk Level	4	276.02
875	Kalaburgi	Kalaburgi	BHUPALTEGANOOR	GP	SUNFLOWER	RF				Hobli Level	4	276.02
876	Kalaburgi	Kalaburgi	KUMASI	GP	SUNFLOWER	RF				Hobli Level	4	276.02
877	Kalaburgi	Kalaburgi	SHARAN SIRASAGI	GP	SUNFLOWER	RF				Taluk Level	4	276.02

Government of Karnataka
Directorate of Economics and Statistics
GP Level Average Yield data for Rabi season 2017-18

S.N	District	Taluk	Insurance Unit (hobli/ GP)	GP/ HOBLI	Crop	IRR_RF	Area_S own_H a	No_CCEs_Conducted	Average Yield(Kg/Ha)	Name_Of_Higher_Level	No_cce Conducted_Higher	Higher Average Yield(Kg/Ha)
878	Kalaburgi	Kalaburgi	HEROOR (B)	GP	SUNFLOWER	RF				Taluk Level	4	276.02
879	Kalaburgi	Kalaburgi	KINNISADAK	GP	SUNFLOWER	RF				Taluk Level	4	276.02
880	Kalaburgi	Kalaburgi	DONGARGOAN	GP	SUNFLOWER	RF				Taluk Level	4	276.02
881	Kalaburgi	Kalaburgi	JEEVANGI	GP	SUNFLOWER	RF				Taluk Level	4	276.02
882	Kalaburgi	Kalaburgi	NANDUR (K)	GP	SUNFLOWER	RF				Taluk Level	4	276.02
883	Kalaburgi	Kalaburgi	KUSANOOR	GP	SUNFLOWER	RF				Hobli Level	4	276.02
884	Kalaburgi	Kalaburgi	MARAGUTTI	GP	SUNFLOWER	RF				Taluk Level	4	276.02
885	Kalaburgi	Kalaburgi	MELAKUNDA (B)	GP	SUNFLOWER	RF				Taluk Level	4	276.02
886	Kalaburgi	Kalaburgi	SONTH	GP	SUNFLOWER	RF				Taluk Level	4	276.02
887	Kalaburgi	Kalaburgi	NAGUR	GP	SUNFLOWER	RF				Taluk Level	4	276.02
888	Kalaburgi	Kalaburgi	HARSOOR	GP	SUNFLOWER	RF				Hobli Level	4	276.02
889	Kalaburgi	Kalaburgi	KAMALAPUR	GP	SUNFLOWER	RF				Taluk Level	4	276.02
890	Kalaburgi	Kalaburgi	PATTAN	GP	SUNFLOWER	RF				Taluk Level	4	276.02
891	Kalaburgi	Kalaburgi	HONNA KIRANAGI	GP	SUNFLOWER	RF				Taluk Level	4	276.02
892	Kalaburgi	Kalaburgi	KALLAHANGARGA	GP	SUNFLOWER	RF		4	276.02			
893	Kalaburgi	Kalaburgi	SANNUR	GP	SUNFLOWER	RF				Hobli Level	4	276.02

(2)

Government of Karnataka
Directorate of Economics and Statistics
GP Level Average Yield data for Rabi season 2017-18

S.N	District	Taluk	Insurance Unit (hobli/ GP)	GP/ HOBLI	Crop	IRR_Rf	Area_S own_H a	No_CCEs Conducted	Average Yield(Kg/Ha)	Name_Of Higher_Level	No_cce Conducted_Higher	Higher Average Yield(Kg/Ha)
894	Kalaburgi	Kalaburgi	HOLAKUNDA	GP	SUNFLOWER	RF				Taluk Level	4	276.02
895	Kalaburgi	Kalaburgi	BHIMALLI	GP	SUNFLOWER	RF				Taluk Level	4	276.02
896	Kalaburgi	Kalaburgi	NANDIKUR	GP	SUNFLOWER	RF				Taluk Level	4	276.02
897	Kalaburgi	Kalaburgi	Kalburgi (ULB)	GP	SUNFLOWER	RF				Taluk Level	4	276.02
898	Kalaburgi	Kalaburgi	BABALAD (IK)	GP	SUNFLOWER	RF				Taluk Level	4	276.02
899	Kalaburgi	Kalaburgi	KALMOOD	GP	SUNFLOWER	RF				Taluk Level	4	276.02
900	Kalaburgi	Kalaburgi	TAJSULTANPUR	GP	SUNFLOWER	RF				Taluk Level	4	276.02
901	Kalaburgi	Kalaburgi	SAVALGI (B)	GP	SUNFLOWER	RF				Taluk Level	4	276.02
902	Kalaburgi	Kalaburgi	FARAHATABAD	GP	SUNFLOWER	RF				Taluk Level	4	276.02
903	Kalaburgi	Kalaburgi	BHUPALTEGANOOR	GP	Wheat	IRR		4	1881.05			
904	Kalaburgi	Kalaburgi	NANDIKUR	GP	Wheat	IRR		4	1598.89			
905	Kalaburgi	Sedam	MADANA	GP	Bengal Gram	RF		4	1115.20			
906	Kalaburgi	Sedam	JAKANPALLI	GP	Bengal Gram	RF				Hobli Level	19	1424.23
907	Kalaburgi	Sedam	ADAKI	GP	Bengal Gram	RF		4	1173.17			
908	Kalaburgi	Sedam	NEELHALLI	GP	Bengal Gram	RF		4	1071.03			
909	Kalaburgi	Sedam	TELKUR	GP	Bengal Gram	RF		4	822.60			

Government of Karnataka
Directorate of Economics and Statistics
GP Level Average Yield data for Rabi season 2017-18

S.N	District	Taluk	Insurance Unit (hobli/ GP)	GP/ HOBLI	Crop	IRR_Rf	Area_S own_H a	No_CCEs_Conducted	Average Yield(Kg/Ha)	Name_Of_Higher_Level	No_cce Conducted_Higher	Higher Average Yield(Kg/Ha)
910	Kalaburgi	Sedam	MEDAK	GP	Bengal Gram	RF		4	1882.59			
911	Kalaburgi	Sedam	RIBBANPALLI	GP	Bengal Gram	RF		4	858.49			
912	Kalaburgi	Sedam	ITKAL	GP	Bengal Gram	RF		4	1319.47			
913	Kalaburgi	Sedam	KANAGADDA	GP	Bengal Gram	RF		4	877.81			
914	Kalaburgi	Sedam	YADAGA	GP	Bengal Gram	RF		4	767.39			
915	Kalaburgi	Sedam	KUDLA	GP	Bengal Gram	RF		4	1352.60			
916	Kalaburgi	Sedam	UOODAGI	GP	Bengal Gram	RF		4	1608.65			
917	Kalaburgi	Sedam	LINGAMPALLI	GP	Bengal Gram	RF		4	1264.27			
918	Kalaburgi	Sedam	MUDOL	GP	Bengal Gram	RF		4	1043.43			
919	Kalaburgi	Sedam	KOLKUNDA	GP	Bengal Gram	RF				Hobli Level	19	1424.23
920	Kalaburgi	Sedam	MALKHED	GP	Bengal Gram	RF		4	1040.67			
921	Kalaburgi	Sedam	DUGNOOR	GP	Bengal Gram	RF				Hobli Level	19	1424.23
922	Kalaburgi	Sedam	MUDKAL	GP	Bengal Gram	RF		4	1106.92			
923	Kalaburgi	Sedam	MOTAKPALLI	GP	Bengal Gram	RF				Hobli Level	26	1227.74
924	Kalaburgi	Sedam	HANDARKI	GP	Bengal Gram	RF				Hobli Level	19	1424.23
925	Kalaburgi	Sedam	BENAKANAHALLI	GP	Bengal Gram	RF		4	1716.97			

Government of Karnataka
Directorate of Economics and Statistics
GP Level Average Yield data for Rabi season 2017-18


S.N	District	Taluk	Insurance Unit (hobli/ GP)	GP/ HOBLI	Crop	IRR_RF	Area_S own_H a	No_CCEs_Conducted	Average Yield(Kg/Ha)	Name_Of Higher_Level	No_cce Conducted_Higher	Higher Average Yield(Kg/Ha)
926	Kalaburgi	Sedam	SINDANMADU	GP	Bengal Gram	RF		4	1046.19			
927	Kalaburgi	Sedam	Sedam (ULB)	GP	Bengal Gram	RF		4	1302.91			
928	Kalaburgi	Sedam	CHANDAPUR	GP	Bengal Gram	RF		4	1242.18			
929	Kalaburgi	Sedam	RANJOL	GP	Bengal Gram	RF		4	1203.54			
930	Kalaburgi	Sedam	KUKKUNDA	GP	Bengal Gram	RF		4	905.41			
931	Kalaburgi	Sedam	BATAGERA -K	GP	Bengal Gram	RF		4	1093.12			
932	Kalaburgi	Sedam	KURKUNTA	GP	Bengal Gram	RF		4	979.94			
933	Kalaburgi	Sedam	MEDAK	GP	Sorghum (Jowar/Great Millet)	RF		4	553.02			
934	Kalaburgi	Sedam	MUDKAL	GP	Sorghum (Jowar/Great Millet)	RF		4	1231.50			
935	Kalaburgi	Sedam	MADANA	GP	Sorghum (Jowar/Great Millet)	RF		4	1341.45			
936	Kalaburgi	Sedam	BENAKANAHALLI	GP	Sorghum (Jowar/Great Millet)	RF		4	958.81			
937	Kalaburgi	Sedam	SINDANMADU	GP	Sorghum (Jowar/Great Millet)	RF		4	1267.69			
938	Kalaburgi	Sedam	CHANDAPUR	GP	Sorghum (Jowar/Great Millet)	RF		4	1234.53			
939	Kalaburgi	Sedam	NEELHALLI	GP	Sorghum (Jowar/Great Millet)	RF		4	1358.25			

Government of Karnataka
Directorate of Economics and Statistics
GP Level Average Yield data for Rabi season 2017-18

S.N	District	Taluk	Insurance Unit (hobli/ GP)	GP/ HOBLI	Crop	IRR_Rf	Area_S own_H a	No_CCEs_Conducted	Average Yield(Kg/Ha)	Name_Of_Higher_Level	No_cce Conducted_Higher	Higher Average Yield(Kg/Ha)
940	Kalaburgi	Sedam	TELKUR	GP	Sorghum (Jowar/Great Millet)	RF		4	1293.07			
941	Kalaburgi	Sedam	KUDLA	GP	Sorghum (Jowar/Great Millet)	RF		4	1592.15			
942	Kalaburgi	Sedam	MUDOL	GP	Sorghum (Jowar/Great Millet)	RF		4	1339.25			
943	Kalaburgi	Sedam	JAKANPALLI	GP	Sorghum (Jowar/Great Millet)	RF		4	1275.48			
944	Kalaburgi	Sedam	ADAKI	GP	Sorghum (Jowar/Great Millet)	RF		4	1006.07			
945	Kalaburgi	Sedam	LINGAMPALLI	GP	Sorghum (Jowar/Great Millet)	RF		4	919.30			
946	Kalaburgi	Sedam	RIBBANPALLI	GP	Sorghum (Jowar/Great Millet)	RF		4	642.14			
947	Kalaburgi	Sedam	KOLKUNDA	GP	Sorghum (Jowar/Great Millet)	RF		4	972.87			
948	Kalaburgi	Sedam	MALKHED	GP	Sorghum (Jowar/Great Millet)	RF		4	1064.37			
949	Kalaburgi	Sedam	KANAGADDA	GP	Sorghum (Jowar/Great Millet)	RF		4	1047.56			
950	Kalaburgi	Sedam	MOTAKPALLI	GP	Sorghum (Jowar/Great Millet)	RF		4	399.71			
951	Kalaburgi	Sedam	HANDARKI	GP	Sorghum (Jowar/Great Millet)	RF		4	1156.73			
952	Kalaburgi	Sedam	Sedam (ULB)	GP	Sorghum (Jowar/Great Millet)	RF		4	1420.62			
953	Kalaburgi	Sedam	UOODAGI	GP	Sorghum (Jowar/Great Millet)	RF		4	1342.61			

Government of Karnataka
Directorate of Economics and Statistics
GP Level Average Yield data for Rabi season 2017-18

S.N	District	Taluk	Insurance Unit (hobli/ GP)	GP/ HOBLI	Crop	IRR_RF	Area_S own_H a	No_CCEs_Conducted	Average Yield(Kg/Ha)	Name_Of Higher_Level	No_cce Conducted_Higher	Higher Average Yield(Kg/Ha)
954	Kalaburgi	Sedam	KUKKUNDA	GP	Sorghum (Jowar/Great Millet)	RF		4	1240.29			
955	Kalaburgi	Sedam	RANJOL	GP	Sorghum (Jowar/Great Millet)	RF		4	1046.49			
956	Kalaburgi	Sedam	KURKUNTA	GP	Sorghum (Jowar/Great Millet)	RF		4	1385.43			
957	Kalaburgi	Sedam	ITKAL	GP	Sorghum (Jowar/Great Millet)	RF		4	1310.23			
958	Kalaburgi	Sedam	YADAGA	GP	Sorghum (Jowar/Great Millet)	RF		4	1231.50			
959	Kalaburgi	Sedam	DUGNOOR	GP	Sorghum (Jowar/Great Millet)	RF		4	1176.55			
960	Kalaburgi	Sedam	BATAGERA -K	GP	Sorghum (Jowar/Great Millet)	RF		4	1306.26			


 Joint Director
 Crop insurance scheme Division
 Directorate of Economics and Statistics



Government of Karnataka
Directorate of Economics and Statistics
GP Level Average Yield data for Rabi season 2017-18

S.N	District	Taluk	Insurance Unit (hobli/ GP)	GP/ HOBLI	Crop	IRR_RF	Area_S own_H a	No_CCEs_ Conducted	Average Yield(Kg/Ha)	Name_Of Higher_Level	No_cce Conducted_Higher	Higher Average Yield(Kg/Ha)
1	Kolar	Bangarpet	ALAMBADI JOTHENAHALLI	GP	Horse Gram (kulthi/kultha)	RF	54	4	676.90			
2	Kolar	Bangarpet	SUNDARAPALYA	GP	Horse Gram (kulthi/kultha)	RF	9			Hobli Level	40	709.31
3	Kolar	Bangarpet	DODDAVALAGAMADI	GP	Horse Gram (kulthi/kultha)	RF	10			Hobli Level	26	454.90
4	Kolar	Bangarpet	THOPPAHALLI	GP	Horse Gram (kulthi/kultha)	RF	51	4	756.08			
5	Kolar	Bangarpet	KETHAGANAHALLI	GP	Horse Gram (kulthi/kultha)	RF	49	4	695.03			
6	Kolar	Bangarpet	KAMMASANDRA	GP	Horse Gram (kulthi/kultha)	RF	103			Hobli Level	12	1093.67
7	Kolar	Bangarpet	HUNKUNDA	GP	Horse Gram (kulthi/kultha)	RF	13			Hobli Level	12	1093.67
8	Kolar	Bangarpet	KARAHALLI	GP	Horse Gram (kulthi/kultha)	RF	10			Hobli Level	26	454.90
9	Kolar	Bangarpet	SOOLIKUNTE	GP	Horse Gram (kulthi/kultha)	RF	42	4	478.59			
10	Kolar	Bangarpet	MAVAHALLI	GP	Horse Gram (kulthi/kultha)	RF	21	4	327.90			
11	Kolar	Bangarpet	N.G.HULKUR	GP	Horse Gram (kulthi/kultha)	RF	39	4	743.35			
12	Kolar	Bangarpet	GHATTAKAMADENAH ALLI	GP	Horse Gram (kulthi/kultha)	RF	11			Hobli Level	13	675.39
13	Kolar	Bangarpet	YALESANDRA	GP	Horse Gram (kulthi/kultha)	RF	15			Hobli Level	38	715.30
14	Kolar	Bangarpet	GULLAHALLI	GP	Horse Gram (kulthi/kultha)	RF	52	4	541.20			

Government of Karnataka
Directorate of Economics and Statistics
GP Level Average Yield data for Rabi season 2017-18

S.N	District	Taluk	Insurance Unit (hobli/ GP)	GP/ HOBLI	Crop	IRR_Rf	Area_S own_H a	No_CCEs_Conducted	Average Yield(Kg/Ha)	Name_Of Higher_Level	No_cce Conducted_Higher	Higher Average Yield(Kg/Ha)
15	Kolar	Bangarpet	HULKURU	GP	Horse Gram (kulthi/kultha)	RF	99	4	1302.05			
16	Kolar	Bangarpet	GHATTAMADAMANGALA	GP	Horse Gram (kulthi/kultha)	RF	22			Hobli Level	44	647.91
17	Kolar	Bangarpet	BOODIKOTE	GP	Horse Gram (kulthi/kultha)	RF	53			Hobli Level	12	732.66
18	Kolar	Bangarpet	BALAMANDE	GP	Horse Gram (kulthi/kultha)	RF	44	4	681.27			
19	Kolar	Bangarpet	CHIKKA ANKANDAHALLI	GP	Horse Gram (kulthi/kultha)	RF	15			Hobli Level	26	454.90
20	Kolar	Bangarpet	HULIBELE	GP	Horse Gram (kulthi/kultha)	RF	38	4	1031.45			
21	Kolar	Bangarpet	SRINIVASASANDRA	GP	Horse Gram (kulthi/kultha)	RF	42	4	337.29			
22	Kolar	Bangarpet	VENGASANDRA	GP	Horse Gram (kulthi/kultha)	RF	54	4	995.04			
23	Kolar	Bangarpet	MAGONDI	GP	Horse Gram (kulthi/kultha)	RF	18			Hobli Level	26	454.90
24	Kolar	Bangarpet	JAKKARASANAKUPPA	GP	Horse Gram (kulthi/kultha)	RF	16			Hobli Level	28	645.26
25	Kolar	Bangarpet	T.GOLLAHALLI	GP	Horse Gram (kulthi/kultha)	RF	94	4	1203.76			
26	Kolar	Bangarpet	KANGANDLAHALLI	GP	Horse Gram (kulthi/kultha)	RF	43	4	633.52			
27	Kolar	Bangarpet	BETHAMANGALA	GP	Horse Gram (kulthi/kultha)	RF	10			Hobli Level	12	1093.67
28	Kolar	Bangarpet	PARANDAHALLI	GP	Horse Gram (kulthi/kultha)	RF	14			Hobli Level	12	1093.67
29	Kolar	Bangarpet	MARIKUPPA	GP	Horse Gram (kulthi/kultha)	RF	32	4	342.23			

Government of Karnataka
Directorate of Economics and Statistics
GP Level Average Yield data for Rabi season 2017-18

S.N	District	Taluk	Insurance Unit (hobli/ GP)	GP/ HOBLI	Crop	IRR_RF	Area_S own_H a	No_CCEs_Conducted	Average Yield(Kg/Ha)	Name_Of_Higher_Level	No_cce Conducted_Higher	Higher Average Yield(Kg/Ha)
30	Kolar	Bangarpet	RAMASAGARA	GP	Horse Gram (kulthi/kultha)	RF	40	4	853.18			
31	Kolar	Bangarpet	KYASAMBALLI	GP	Horse Gram (kulthi/kultha)	RF	39	4	439.32			
32	Kolar	Bangarpet	DHONIMADAGU	GP	Horse Gram (kulthi/kultha)	RF	35	4	491.85			
33	Kolar	Bangarpet	KAMASAMUDRA	GP	Horse Gram (kulthi/kultha)	RF	39	4	733.80			
34	Kolar	Bangarpet	DODDURUKARAPAN AHALLI	GP	Horse Gram (kulthi/kultha)	RF	5			Hobli Level	13	675.39
35	Kolar	Bangarpet	IYNORAHOSAHALLI	GP	Horse Gram (kulthi/kultha)	RF	16			Hobli Level	26	454.90
36	Kolar	Bangarpet	KESARANAHALI	GP	Horse Gram (kulthi/kultha)	RF	35	4	261.93			
37	Kolar	Bangarpet	CHINNAKOTE	GP	Horse Gram (kulthi/kultha)	RF	43			Hobli Level	38	510.45
38	Kolar	Bangarpet	Robertsonpet(ULB)	GP	Horse Gram (kulthi/kultha)	RF	2			Hobli Level	13	675.39
39	Kolar	Bangarpet	Bangarpet(ULB)	GP	Horse Gram (kulthi/kultha)	RF	0			Hobli Level	26	454.90
40	Kolar	Kolar	ITHRASANAHALI	GP	Horse Gram (kulthi/kultha)	RF	64	4	504.59			
41	Kolar	Kolar	ARABHIKOTHANUR	GP	Horse Gram (kulthi/kultha)	RF	43	4	866.87			
42	Kolar	Kolar	ARAHALLI	GP	Horse Gram (kulthi/kultha)	RF	24	4	891.57			
43	Kolar	Kolar	HARATI	GP	Horse Gram (kulthi/kultha)	RF	37	4	865.91			

Government of Karnataka
Directorate of Economics and Statistics
GP Level Average Yield data for Rabi season 2017-18

S.N	District	Taluk	Insurance Unit (hobli/ GP)	GP/ HOBLI	Crop	IRR_RF	Area_S own_H a	No_CCEs_Conducted	Average Yield(Kg/Ha)	Name_Of_Higher_Level	No_cce Conducted_Higher	Higher Average Yield(Kg/Ha)
44	Kolar	Kolar	SHAPURU	GP	Horse Gram (kulthi/kultha)	RF	40	4	1195.41			
45	Kolar	Kolar	VADAGURU	GP	Horse Gram (kulthi/kultha)	RF	52			Hobli Level	14	899.38
46	Kolar	Kolar	BELIHOSAHALLI	GP	Horse Gram (kulthi/kultha)	RF	43	4	782.82			
47	Kolar	Kolar	BELLUR	GP	Horse Gram (kulthi/kultha)	RF	18			Hobli Level	8	850.17
48	Kolar	Kolar	HUTTUR	GP	Horse Gram (kulthi/kultha)	RF	41	4	776.14			
49	Kolar	Kolar	DODDAHASALA	GP	Horse Gram (kulthi/kultha)	RF	32	4	842.04			
50	Kolar	Kolar	CHOWDADENAHALLI	GP	Horse Gram (kulthi/kultha)	RF	48	4	1126.96			
51	Kolar	Kolar	SOOLUR	GP	Horse Gram (kulthi/kultha)	RF	55	4	1051.51			
52	Kolar	Kolar	MUDAVADI	GP	Horse Gram (kulthi/kultha)	RF	69	4	916.85			
53	Kolar	Kolar	MARJENAHALLI	GP	Horse Gram (kulthi/kultha)	RF	31	4	1849.61			
54	Kolar	Kolar	NARASAPURA	GP	Horse Gram (kulthi/kultha)	RF	6			Hobli Level	8	850.17
55	Kolar	Kolar	BELAMARANAHALLI	GP	Horse Gram (kulthi/kultha)	RF	28	4	573.38			
56	Kolar	Kolar	KURUGAL	GP	Horse Gram (kulthi/kultha)	RF	31			Hobli Level	13	413.12
57	Kolar	Kolar	KYALANUR	GP	Horse Gram (kulthi/kultha)	RF	36	4	394.75			
58	Kolar	Kolar	MADDERI	GP	Horse Gram (kulthi/kultha)	RF	6			Hobli Level	21	413.61

21

Government of Karnataka
Directorate of Economics and Statistics
GP Level Average Yield data for Rabi season 2017-18

S.N	District	Taluk	Insurance Unit (hobli/ GP)	GP/ HOBLI	Crop	IRR_RF	Area_S own_H a	No_CCEs_Conducted	Average Yield(Kg/Ha)	Name_Of_Higher_Level	No_cce Conducted_Higher	Higher Average Yield(Kg/Ha)
59	Kolar	Kolar	SEETHI	GP	Horse Gram (kulthi/kultha)	RF	6			Hobli Level	13	413.12
60	Kolar	Kolar	THORADEVANDAHALLI	GP	Horse Gram (kulthi/kultha)	RF	32	4	472.75			
61	Kolar	Kolar	MADANAHALLI	GP	Horse Gram (kulthi/kultha)	RF	47	4	547.56			
62	Kolar	Kolar	VOKKALERI	GP	Horse Gram (kulthi/kultha)	RF	35	4	334.27			
63	Kolar	Kolar	VEMGAL	GP	Horse Gram (kulthi/kultha)	RF	11			Hobli Level	27	494.16
64	Kolar	Kolar	JANNAGATTA	GP	Horse Gram (kulthi/kultha)	RF	40	4	291.29			
65	Kolar	Kolar	KONDARAJANAHALLI	GP	Horse Gram (kulthi/kultha)	RF	21	4	402.71			
66	Kolar	Kolar	HOLUR	GP	Horse Gram (kulthi/kultha)	RF	58	4	528.46			
67	Kolar	Kolar	MANIGATTA	GP	Horse Gram (kulthi/kultha)	RF	49	4	577.17			
68	Kolar	Kolar	AMMANALLUR	GP	Horse Gram (kulthi/kultha)	RF	41	4	259.46			
69	Kolar	Mallur	JAYAMANGALA	GP	Horse Gram (kulthi/kultha)	RF	19	4	791.10			
70	Kolar	Mallur	TAKEL	GP	Horse Gram (kulthi/kultha)	RF	45			Hobli Level	39	601.83
71	Kolar	Mallur	NUTAVE	GP	Horse Gram (kulthi/kultha)	RF	40	4	496.63			
72	Kolar	Mallur	SANTEHALLI	GP	Horse Gram (kulthi/kultha)	RF	25			Hobli Level	34	853.61
73	Kolar	Mallur	BANAHALLI	GP	Horse Gram (kulthi/kultha)	RF	41	4	442.51			

Government of Karnataka
Directorate of Economics and Statistics
GP Level Average Yield data for Rabi season 2017-18

S.N	District	Taluk	Insurance Unit (hobli/ GP)	GP/ HOBLI	Crop	IRR_Rf	Area_S own_H a	No_CCEs_Conducted	Average Yield(Kg/Ha)	Name_Of Higher_Level	No_cce Conducted_Higher	Higher Average Yield(Kg/Ha)
74	Kolar	Mallur	TRUNASI	GP	Horse Gram (kulthi/kultha)	RF	11			Hobli Level	16	818.80
75	Kolar	Mallur	SHIVARAPATNA	GP	Horse Gram (kulthi/kultha)	RF	16	4	762.45			
76	Kolar	Mallur	CHIKKAKUNTHUR	GP	Horse Gram (kulthi/kultha)	RF	8			Hobli Level	57	750.35
77	Kolar	Mallur	HULADENAHALLI	GP	Horse Gram (kulthi/kultha)	RF	29	4	837.26			
78	Kolar	Mallur	K.G.HALLI	GP	Horse Gram (kulthi/kultha)	RF	31	4	672.98			
79	Kolar	Mallur	D.N.DODDI	GP	Horse Gram (kulthi/kultha)	RF	12			Hobli Level	16	823.97
80	Kolar	Mallur	ABBENAHALLI	GP	Horse Gram (kulthi/kultha)	RF	15	4	732.21			
81	Kolar	Mallur	HASANDAHALLI	GP	Horse Gram (kulthi/kultha)	RF	79	4	672.36			
82	Kolar	Mallur	DINNEHALLI	GP	Horse Gram (kulthi/kultha)	RF	18			Hobli Level	16	818.80
83	Kolar	Mallur	KONDASETTIHALLI	GP	Horse Gram (kulthi/kultha)	RF	38	4	547.50			
84	Kolar	Mallur	LAKKUR	GP	Horse Gram (kulthi/kultha)	RF	6			Hobli Level	16	823.97
85	Kolar	Mallur	THORNAHALLI	GP	Horse Gram (kulthi/kultha)	RF	26	4	729.02			
86	Kolar	Mallur	KUDIYANUR	GP	Horse Gram (kulthi/kultha)	RF	9			Hobli Level	50	849.66
87	Kolar	Mallur	ARALERI	GP	Horse Gram (kulthi/kultha)	RF	26	4	517.85			
88	Kolar	Mallur	CHIKKATHIRUPATHI	GP	Horse Gram (kulthi/kultha)	RF	30	4	867.50			

Government of Karnataka
Directorate of Economics and Statistics
GP Level Average Yield data for Rabi season 2017-18

S.N	District	Taluk	Insurance Unit (hobli/ GP)	GP/ HOBLI	Crop	IRR_RF	Area_S own_H a	No_CCEs_Conducted	Average Yield(Kg/Ha)	Name_Of_Higher_Level	No_cce Conducted_Higher	Higher Average Yield(Kg/Ha)
89	Kolar	Mallur	HUNGENAHALLI	GP	Horse Gram (kulthi/kultha)	RF	23	4	1009.17			
90	Kolar	Mallur	CHOKKANDAHALLI	GP	Horse Gram (kulthi/kultha)	RF	16	4	932.77			
91	Kolar	Mallur	DODDASHIVARA	GP	Horse Gram (kulthi/kultha)	RF	17	4	1451.68			
92	Kolar	Mallur	BALIGANAHALLI	GP	Horse Gram (kulthi/kultha)	RF	32	4	933.72			
93	Kolar	Mallur	NOSAGERE	GP	Horse Gram (kulthi/kultha)	RF	8			Hobli Level	50	851.76
94	Kolar	Mallur	MASTI	GP	Horse Gram (kulthi/kultha)	RF	96	4	1149.24			
95	Kolar	Mallur	HULIMANGALA HOSAKOTE	GP	Horse Gram (kulthi/kultha)	RF	8			Hobli Level	16	823.97
96	Kolar	Mallur	RAJENAHALLI	GP	Horse Gram (kulthi/kultha)	RF	88	4	715.02			
97	Kolar	Mulbagal	AGARA	GP	Horse Gram (kulthi/kultha)	RF	41	4	741.76			
98	Kolar	Mulbagal	H.GOLLAHALLI	GP	Horse Gram (kulthi/kultha)	RF	13			Hobli Level	18	578.79
99	Kolar	Mulbagal	GUDIPALLI	GP	Horse Gram (kulthi/kultha)	RF	65			Hobli Level	34	776.60
100	Kolar	Mulbagal	RAJENDRAHALLI	GP	Horse Gram (kulthi/kultha)	RF	58	4	842.04			
101	Kolar	Mulbagal	HEBBANI	GP	Horse Gram (kulthi/kultha)	RF	73			Hobli Level	16	793.09
102	Kolar	Mulbagal	MUSHTUR	GP	Horse Gram (kulthi/kultha)	RF	12			Hobli Level	16	793.09

Government of Karnataka
Directorate of Economics and Statistics
GP Level Average Yield data for Rabi season 2017-18

S.N	District	Taluk	Insurance Unit (hobli/ GP)	GP/ HOBLI	Crop	IRR_Rf	Area_S own_H a	No_CCEs_Conducted	Average Yield(Kg/Ha)	Name_Of_Higher_Level	No_cce Conducted_Higher	Higher Average Yield(Kg/Ha)
103	Kolar	Mulbagal	BYRAKUR	GP	Horse Gram (kulthi/kultha)	RF	18			Hobli Level	28	812.31
104	Kolar	Mulbagal	AMBIKALLU	GP	Horse Gram (kulthi/kultha)	RF	11			Hobli Level	46	785.91
105	Kolar	Mulbagal	KURUDAMALE	GP	Horse Gram (kulthi/kultha)	RF	38	4	424.80			
106	Kolar	Mulbagal	MUDIYANUR	GP	Horse Gram (kulthi/kultha)	RF	22	4	626.51			
107	Kolar	Mulbagal	UTHANUR	GP	Horse Gram (kulthi/kultha)	RF	25	4	606.14			
108	Kolar	Mulbagal	KAPPALAMADAGU	GP	Horse Gram (kulthi/kultha)	RF	122	4	1480.33			
109	Kolar	Mulbagal	NANGALI	GP	Horse Gram (kulthi/kultha)	RF	61			Hobli Level	16	793.09
110	Kolar	Mulbagal	MUDIGERE	GP	Horse Gram (kulthi/kultha)	RF	29			Hobli Level	25	794.52
111	Kolar	Mulbagal	ALANGUR	GP	Horse Gram (kulthi/kultha)	RF	26			Hobli Level	21	1005.65
112	Kolar	Mulbagal	HANUMANAHALLI	GP	Horse Gram (kulthi/kultha)	RF	34			Hobli Level	45	679.64
113	Kolar	Mulbagal	DEVARAYASAMUDRA	GP	Horse Gram (kulthi/kultha)	RF	23			Hobli Level	6	831.78
114	Kolar	Mulbagal	GUMMAKALLU	GP	Horse Gram (kulthi/kultha)	RF	35			Hobli Level	9	818.80
115	Kolar	Mulbagal	MALLANAYAKANAHALLI	GP	Horse Gram (kulthi/kultha)	RF	58			Hobli Level	15	819.88
116	Kolar	Mulbagal	EMMENATHA	GP	Horse Gram (kulthi/kultha)	RF	108	4	503.52			
117	Kolar	Mulbagal	BALLA	GP	Horse Gram (kulthi/kultha)	RF	37			Hobli Level	18	846.87

3

Government of Karnataka
Directorate of Economics and Statistics
GP Level Average Yield data for Rabi season 2017-18

S.N	District	Taluk	Insurance Unit (hobli/ GP)	GP/ HOBLI	Crop	IRR_RF	Area_S own_H a	No_CCEs_Conducted	Average Yield(Kg/Ha)	Name_Of Higher_Level	No_cce Conducted_Higher	Higher Average Yield(Kg/Ha)
118	Kolar	Mulbagal	AAVANI	GP	Horse Gram (kulthi/kultha)	RF	10			Hobli Level	6	831.78
119	Kolar	Mulbagal	URUKUNTE MITTUR	GP	Horse Gram (kulthi/kultha)	RF	26			Hobli Level	6	831.78
120	Kolar	Mulbagal	MOTHAKAPALLI	GP	Horse Gram (kulthi/kultha)	RF	38			Hobli Level	15	819.66
121	Kolar	Mulbagal	TAYALUR	GP	Horse Gram (kulthi/kultha)	RF	28			Hobli Level	15	822.51
122	Kolar	Mulbagal	THIMMARAVUTANAH ALLI	GP	Horse Gram (kulthi/kultha)	RF	84			Hobli Level	9	818.80
123	Kolar	Mulbagal	DHULAPPALLI	GP	Horse Gram (kulthi/kultha)	RF	32			Hobli Level	9	818.80
124	Kolar	Mulbagal	ANGONDAHALLI	GP	Horse Gram (kulthi/kultha)	RF	39			Hobli Level	6	831.78
125	Kolar	Mulbagal	SONNAVADI	GP	Horse Gram (kulthi/kultha)	RF	21			Hobli Level	18	979.65
126	Kolar	Mulbagal	PICHHAGUNTLAHALLI	GP	Horse Gram (kulthi/kultha)	RF	139	4	724.88			
127	Kolar	Srinivaspura	BYRAGANAHALLI	GP	Horse Gram (kulthi/kultha)	RF	10			Hobli Level	37	837.32
128	Kolar	Srinivaspura	KOORIGEPALLI	GP	Horse Gram (kulthi/kultha)	RF	20	4	1133.48			
129	Kolar	Srinivaspura	YARRAMVARIPALLI	GP	Horse Gram (kulthi/kultha)	RF	24	4	1527.45			
130	Kolar	Srinivaspura	MUDIMADAGU	GP	Horse Gram (kulthi/kultha)	RF	16			Hobli Level	23	872.08
131	Kolar	Srinivaspura	RAYLAPADU	GP	Horse Gram (kulthi/kultha)	RF	29	4	658.99			

Government of Karnataka
Directorate of Economics and Statistics
GP Level Average Yield data for Rabi season 2017-18

S.N	District	Taluk	Insurance Unit (hobli/ GP)	GP/HOBLI	Crop	IRR_RF	Area_S own_H a	No_CCEs_Conducted	Average Yield(Kg/Ha)	Name_Of_Higher_Level	No_cce Conducted_Higher	Higher Average Yield(Kg/Ha)
132	Kolar	Srinivaspura	ADDAGAL	GP	Horse Gram (kulthi/kultha)	RF	21	4	589.90			
133	Kolar	Srinivaspura	GOWNIPALLI	GP	Horse Gram (kulthi/kultha)	RF	36	4	665.35			
134	Kolar	Srinivaspura	KODIPALLI	GP	Horse Gram (kulthi/kultha)	RF	26			Hobli Level	55	789.31
135	Kolar	Srinivaspura	THADIGOL	GP	Horse Gram (kulthi/kultha)	RF	39	4	1138.10			
136	Kolar	Srinivaspura	NELAVANKI	GP	Horse Gram (kulthi/kultha)	RF	83	4	779.96			
137	Kolar	Srinivaspura	LAKSHMIPUR	GP	Horse Gram (kulthi/kultha)	RF	61			Hobli Level	18	690.82
138	Kolar	Srinivaspura	PULAGURUKOTA	GP	Horse Gram (kulthi/kultha)	RF	92	4	327.90			
139	Kolar	Srinivaspura	SOMAYA JALAPALLI	GP	Horse Gram (kulthi/kultha)	RF	37	4	566.66			
140	Kolar	Srinivaspura	RONUR	GP	Horse Gram (kulthi/kultha)	RF	59	4	393.65			
141	Kolar	Srinivaspura	ARIKUNTE	GP	Horse Gram (kulthi/kultha)	RF	41	4	528.46			
142	Kolar	Srinivaspura	J.THIMMASANDRA	GP	Horse Gram (kulthi/kultha)	RF	16	4	955.05			
143	Kolar	Srinivaspura	HODALI	GP	Horse Gram (kulthi/kultha)	RF	48	4	517.77			
144	Kolar	Srinivaspura	MUTHAKAPALLI	GP	Horse Gram (kulthi/kultha)	RF	95	4	485.49			
145	Kolar	Srinivaspura	YALDUR	GP	Horse Gram (kulthi/kultha)	RF	22			Hobli Level	14	756.76
146	Kolar	Srinivaspura	CHALDIGANAHALLI	GP	Horse Gram (kulthi/kultha)	RF	41			Hobli Level	18	798.51

Government of Karnataka
Directorate of Economics and Statistics
GP Level Average Yield data for Rabi season 2017-18

S.N	District	Taluk	Insurance Unit (hobli/ GP)	GP/ HOBLI	Crop	IRR_RF	Area_S own_H a	No_CCEs_Conducted	Average Yield(Kg/Ha)	Name_Of_Higher_Level	No_cce Conducted_Higher	Higher Average Yield(Kg/Ha)
147	Kolar	Srinivaspura	NAMBIHALLI	GP	Horse Gram (kulthi/kultha)	RF	25	4	773.59			
148	Kolar	Srinivaspura	MASTENAHALLI	GP	Horse Gram (kulthi/kultha)	RF	48	4	838.85			
149	Kolar	Srinivaspura	DALASANUR	GP	Horse Gram (kulthi/kultha)	RF	34	4	596.05			
150	Kolar	Srinivaspura	LAKSHMISAGARA	GP	Horse Gram (kulthi/kultha)	RF	19			Hobli Level	14	756.76
151	Kolar	Srinivaspura	KOLATHUR	GP	Horse Gram (kulthi/kultha)	RF	83	4	1082.39			
152	Kolar	Srinivaspura	Srinivasapura(ULB)	GP	Horse Gram (kulthi/kultha)	RF	0			Hobli Level	18	798.51


Joint Director

Crop insurance scheme Division
Directorate of Economics and Statistics

Government of Karnataka
Directorate of Economics and Statistics
GP Level Average Yield data for Rabi season 2017-18

S.N	District	Taluk	Insurance Unit (hobli/ GP)	GP/HOBLI	Crop	IRR_RF	Area_S own_H a	No_CCEs_Conducted	Average Yield(Kg/Ha)	Name_Of_Higher_Level	No_cce_Conducted_Higher	Higher Average Yield(Kg/Ha)
1	Koppal	Gangavathi	MUSALAPUR	GP	Bengal Gram	RF				Hobli Level	16	745.91
2	Koppal	Gangavathi	GOURIPURA	GP	Bengal Gram	RF				Hobli Level	4	567.54
3	Koppal	Gangavathi	HULIHYDER	GP	Bengal Gram	RF		4	567.54			
4	Koppal	Gangavathi	YERADONA	GP	Bengal Gram	RF				Hobli Level	11	750.43
5	Koppal	Gangavathi	BEVINAHAL	GP	Bengal Gram	RF				Hobli Level	11	750.43
6	Koppal	Gangavathi	CHIKKADANKANKAL	GP	Bengal Gram	RF				Hobli Level	14	781.75
7	Koppal	Gangavathi	KARADONA	GP	Bengal Gram	RF		4	358.58			
8	Koppal	Gangavathi	CHIKKABENAKAL	GP	Bengal Gram	RF				Hobli Level	9	473.61
9	Koppal	Gangavathi	AGOLI	GP	Bengal Gram	RF				Hobli Level	9	473.61
10	Koppal	Gangavathi	VENKATAGIRI	GP	Bengal Gram	RF		4	331.08			
11	Koppal	Gangavathi	SULEKAL	GP	Bengal Gram	RF		4	421.79			
12	Koppal	Gangavathi	JIRAL	GP	Bengal Gram	RF		4	524.48			
13	Koppal	Gangavathi	NAVALI	GP	Bengal Gram	RF		4	472.86			
14	Koppal	Gangavathi	Kartagi(ULB)	GP	Bengal Gram	RF		4	886.09			
15	Koppal	Gangavathi	CHIKKAMADINAL	GP	Bengal Gram	RF		4	585.21			
16	Koppal	Gangavathi	KESARAHATTI	GP	Bengal Gram	RF		4	417.37			

Government of Karnataka
Directorate of Economics and Statistics
GP Level Average Yield data for Rabi season 2017-18

S.N	District	Taluk	Insurance Unit (hobli/ GP)	GP/ HOBLI	Crop	IRR_RRF	Area_Sown_Ha	No_CCEs_Conducted	Average Yield(Kg/Ha)	Name_Of_Higher_Level	No_cce Conducted_Higher	Higher Average Yield(Kg/Ha)
17	Koppal	Gangavathi	HIREKHED	GP	Bengal Gram	RF		4	1551.79			
18	Koppal	Gangavathi	BUDUGUMPA	GP	Bengal Gram	RF		4	846.34			
19	Koppal	Gangavathi	Kanakagiri(ULB)	GP	Bengal Gram	RF				Hobli Level	12	852.93
20	Koppal	Gangavathi	CHELLUR	GP	Bengal Gram	RF				Hobli Level	11	750.43
21	Koppal	Koppal	MADINUR	GP	Bengal Gram	RF		4	252.85			
22	Koppal	Koppal	GINIGERA	GP	Bengal Gram	RF				Hobli Level	18	726.11
23	Koppal	Koppal	OJANAHALLI	GP	Bengal Gram	RF		4	988.22			
24	Koppal	Koppal	HALAGERI	GP	Bengal Gram	RF		4	1659.00			
25	Koppal	Koppal	KOLUR	GP	Bengal Gram	RF		4	497.55			
26	Koppal	Koppal	BAHADDURBANDI	GP	Bengal Gram	RF				Hobli Level	18	726.11
27	Koppal	Koppal	BETAGERI	GP	Bengal Gram	RF		4	486.66			
28	Koppal	Koppal	HIRESINDOGI	GP	Bengal Gram	RF		4	282.11			
29	Koppal	Koppal	Koppal (ULB)	GP	Bengal Gram	RF		4	1158.82			
30	Koppal	Koppal	ALWANDI	GP	Bengal Gram	RF		4	369.07			
31	Koppal	Koppal	KALAKERA	GP	Bengal Gram	RF				Hobli Level	18	726.11
32	Koppal	Koppal	GONDABAL	GP	Bengal Gram	RF		4	696.18			

Government of Karnataka
Directorate of Economics and Statistics
GP Level Average Yield data for Rabi season 2017-18

S.N	District	Taluk	Insurance Unit (hobli/ GP)	GP/HOBLI	Crop	IRR_RF	Area_S own_H a	No_CCEs_Conducted	Average Yield(Kg/Ha)	Name_Of_Higher_Level	No_cce Conducted_Higher	Higher Average Yield(Kg/Ha)
33	Koppal	Koppal	HATTI	GP	Bengal Gram	RF				Hobli Level	36	525.62
34	Koppal	Koppal	MATTUR	GP	Bengal Gram	RF		4	365.48			
35	Koppal	Koppal	KATARKI GUDLANUR	GP	Bengal Gram	RF		4	389.49			
36	Koppal	Koppal	BOCHANAHALLI	GP	Bengal Gram	RF		4	387.01			
37	Koppal	Koppal	HALAVARTHI	GP	Bengal Gram	RF				Hobli Level	18	726.11
38	Koppal	Koppal	BISARALLI	GP	Bengal Gram	RF				Hobli Level	36	525.62
39	Koppal	Koppal	KUNIKERI	GP	Bengal Gram	RF				Hobli Level	18	726.11
40	Koppal	Koppal	KAVALOOR	GP	Bengal Gram	RF		4	255.34			
41	Koppal	Koppal	HIREBAGANAL	GP	Bengal Gram	RF				Hobli Level	18	726.11
42	Koppal	Koppal	GINIGERA	GP	Sorghum (Jowar/Great Millet)	RF				Hobli Level	22	699.47
43	Koppal	Koppal	KUNIKERI	GP	Sorghum (Jowar/Great Millet)	RF				Hobli Level	22	699.47
44	Koppal	Koppal	BETAGERI	GP	Sorghum (Jowar/Great Millet)	RF		4	605.35			
45	Koppal	Koppal	HIREBAGANAL	GP	Sorghum (Jowar/Great Millet)	RF				Hobli Level	24	492.83
46	Koppal	Koppal	MADINUR	GP	Sorghum (Jowar/Great Millet)	RF		4	287.15			
47	Koppal	Koppal	HALAGERI	GP	Sorghum (Jowar/Great Millet)	RF		4	1110.72			

Government of Karnataka
Directorate of Economics and Statistics
GP Level Average Yield data for Rabi season 2017-18

S.N	District	Taluk	Insurance Unit (hobli/ GP)	GP/ HOBLI	Crop	IRR_Rf	Area_S own_H a	No_CCEs_Conducted	Average Yield(Kg/Ha)	Name_Of_Higher_Level	No_cce_Conducted_Higher	Higher Average Yield(Kg/Ha)
48	Koppal	Koppal	GONDABAL	GP	Sorghum (Jowar/Great Millet)	RF		4	840.06			
49	Koppal	Koppal	ALWANDI	GP	Sorghum (Jowar/Great Millet)	RF				Hobli Level	33	613.10
50	Koppal	Koppal	BAHADDURBANDI	GP	Sorghum (Jowar/Great Millet)	RF		4	551.36			
51	Koppal	Koppal	MATTUR	GP	Sorghum (Jowar/Great Millet)	RF		4	449.65			
52	Koppal	Koppal	OJANAHALLI	GP	Sorghum (Jowar/Great Millet)	RF		4	1125.94			
53	Koppal	Koppal	HIRESINDOGI	GP	Sorghum (Jowar/Great Millet)	RF		4	304.35			
54	Koppal	Koppal	KATARKI GUDLANUR	GP	Sorghum (Jowar/Great Millet)	RF		4	552.30			
55	Koppal	Koppal	HALAVARTHI	GP	Sorghum (Jowar/Great Millet)	RF				Hobli Level	24	544.49
56	Koppal	Koppal	BISARALLI	GP	Sorghum (Jowar/Great Millet)	RF		4	596.62			
57	Koppal	Koppal	Koppal (ULB)	GP	Sorghum (Jowar/Great Millet)	RF		4	800.47			
58	Koppal	Koppal	KOLUR	GP	Sorghum (Jowar/Great Millet)	RF		4	265.09			
59	Koppal	Koppal	KALAKERA	GP	Sorghum (Jowar/Great Millet)	RF				Hobli Level	24	479.48
60	Koppal	Koppal	HATTI	GP	Sorghum (Jowar/Great Millet)	RF				Hobli Level	33	613.10
61	Koppal	Koppal	BOCHANAHALLI	GP	Sorghum (Jowar/Great Millet)	RF				Hobli Level	33	613.10

Government of Karnataka
Directorate of Economics and Statistics
GP Level Average Yield data for Rabi season 2017-18

S.N	District	Taluk	Insurance Unit (hobli/ GP)	GP/ HOBLI	Crop	IRR_RF	Area_S own_H a	No_CCEs_Conducted	Average Yield(Kg/Ha)	Name_Of Higher_Level	No_cce Conducted_Higher	Higher Average Yield(Kg/Ha)
62	Koppal	Koppal	KAVALOOR	GP	Sorghum (Jowar/Great Millet)	RF		4	833.57			
63	Koppal	Kushtagi	Tavaregera(ULB)	GP	Bengal Gram	RF				Hobli Level	9	387.07
64	Koppal	Kushtagi	MUDENOOR	GP	Bengal Gram	RF		4	352.78			
65	Koppal	Kushtagi	HULGERA	GP	Bengal Gram	RF				Hobli Level	28	284.61
66	Koppal	Kushtagi	HIREMANNAPUR	GP	Bengal Gram	RF		4	485.83			
67	Koppal	Kushtagi	ADAVIBHAVI	GP	Bengal Gram	RF		4	89.71			
68	Koppal	Kushtagi	HANUMASAGAR	GP	Bengal Gram	RF				Hobli Level	28	284.61
69	Koppal	Kushtagi	MALAGITTI	GP	Bengal Gram	RF				Taluk Level	66	360.76
70	Koppal	Kushtagi	KESUR	GP	Bengal Gram	RF		4	1170.52			
71	Koppal	Kushtagi	CHALAGERA	GP	Bengal Gram	RF		4	277.70			
72	Koppal	Kushtagi	ANTARATHANA	GP	Bengal Gram	RF		4	303.64			
73	Koppal	Kushtagi	TUGGALADONI	GP	Bengal Gram	RF				Taluk Level	66	360.76
74	Koppal	Kushtagi	HIREBANNIGOL	GP	Bengal Gram	RF				Hobli Level	28	284.61
75	Koppal	Kushtagi	JUMLAPUR	GP	Bengal Gram	RF				Hobli Level	38	390.97
76	Koppal	Kushtagi	HIRENANDIHAL	GP	Bengal Gram	RF		4	2.93			
77	Koppal	Kushtagi	KORADAKERA	GP	Bengal Gram	RF				Hobli Level	57	397.81

Government of Karnataka
Directorate of Economics and Statistics
GP Level Average Yield data for Rabi season 2017-18

S.N	District	Taluk	Insurance Unit (hobli/ GP)	GP/ HOBLI	Crop	IRR_RRF	Area_S own_H a	No_CCEs_Conducted	Average Yield(Kg/Ha)	Name_Of Higher_Level	No_cce Conducted_Higher	Higher Average Yield(Kg/Ha)
78	Koppal	Kushtagi	HIREGONNAGAR	GP	Bengal Gram	RF				Taluk Level	66	360.76
79	Koppal	Kushtagi	KANDAKUR	GP	Bengal Gram	RF				Hobli Level	29	426.11
80	Koppal	Kushtagi	SANGANAL	GP	Bengal Gram	RF				Hobli Level	9	387.07
81	Koppal	Kushtagi	KILLARAHATTI	GP	Bengal Gram	RF		4	411.85			
82	Koppal	Kushtagi	MENEDAL	GP	Bengal Gram	RF				Hobli Level	38	391.95
83	Koppal	Kushtagi	Kustagi (ULB)	GP	Bengal Gram	RF		4	237.40			
84	Koppal	Kushtagi	KABBARAGI	GP	Bengal Gram	RF		4	190.19			
85	Koppal	Kushtagi	GUMAGERI	GP	Bengal Gram	RF		4	123.94			
86	Koppal	Kushtagi	YARAGERA	GP	Bengal Gram	RF				Hobli Level	28	284.61
87	Koppal	Kushtagi	JAGIRGUDADUR	GP	Bengal Gram	RF				Taluk Level	66	360.76
88	Koppal	Kushtagi	BENAKANAHAL	GP	Bengal Gram	RF				Hobli Level	28	284.61
89	Koppal	Kushtagi	TALAVAGERA	GP	Bengal Gram	RF				Hobli Level	57	378.95
90	Koppal	Kushtagi	NILOGAL	GP	Bengal Gram	RF				Taluk Level	66	360.76
91	Koppal	Kushtagi	BIJAKAL	GP	Bengal Gram	RF				Hobli Level	29	426.11
92	Koppal	Kushtagi	HANUMANAL	GP	Bengal Gram	RF				Taluk Level	66	360.76
93	Koppal	Kushtagi	SHIRAGUMPI	GP	Bengal Gram	RF				Hobli Level	29	426.11

Government of Karnataka
Directorate of Economics and Statistics
GP Level Average Yield data for Rabi season 2017-18

S.N	District	Taluk	Insurance Unit (hobli/ GP)	GP/ HOBLI	Crop	IRR_RF	Area_S own_H a	No_CCEs_Conducted	Average Yield(Kg/Ha)	Name_Of_Higher_Level	No_cce Conducted_Higher	Higher Average Yield(Kg/Ha)
94	Koppal	Kushtagi	KATAPUR	GP	Bengal Gram	RF		4	353.33			
95	Koppal	Kushtagi	DOTIHAL	GP	Bengal Gram	RF		4	265.00			
96	Koppal	Kushtagi	LINGADAHALLI	GP	Bengal Gram	RF				Hobli Level	9	387.07
97	Koppal	Kushtagi	KYADIGUPPA	GP	Bengal Gram	RF		4	363.55			
98	Koppal	Yelburga	NELZERI	GP	Bengal Gram	RF				Hobli Level	27	310.74
99	Koppal	Yelburga	Kukanura(ULB)	GP	Bengal Gram	RF		4	531.23			
100	Koppal	Yelburga	TUMMARAGUDDHI	GP	Bengal Gram	RF				Hobli Level	42	333.83
101	Koppal	Yelburga	KARMUDI	GP	Bengal Gram	RF				Hobli Level	42	333.83
102	Koppal	Yelburga	SANGANAHAL	GP	Bengal Gram	RF		4	350.57			
103	Koppal	Yelburga	BALLUTAGI	GP	Bengal Gram	RF		4	182.19			
104	Koppal	Yelburga	Yalburga (ULB)	GP	Bengal Gram	RF		4	398.60			
105	Koppal	Yelburga	BANNIKOPPA	GP	Bengal Gram	RF		4	513.44			
106	Koppal	Yelburga	SANKANOORU	GP	Bengal Gram	RF		4	273.28			
107	Koppal	Yelburga	YARIHANCHINAL	GP	Bengal Gram	RF		4	384.25			
108	Koppal	Yelburga	MUDHOL	GP	Bengal Gram	RF				Hobli Level	42	333.83
109	Koppal	Yelburga	BENAKAL	GP	Bengal Gram	RF		4	287.08			

Government of Karnataka
Directorate of Economics and Statistics
GP Level Average Yield data for Rabi season 2017-18

S.N	District	Taluk	Insurance Unit (hobli/ GP)	GP/ HOBLI	Crop	IRR_RRF	Area_S own_H a	No_CCEs_Conducted	Average Yield(Kg/Ha)	Name_Of_Higher_Level	No_cce_Conducted_Higher	Higher Average Yield(Kg/Ha)
110	Koppal	Yelburga	BEVOOR	GP	Bengal Gram	RF		4	513.44			
111	Koppal	Yelburga	MASABAHANCHINAL	GP	Bengal Gram	RF		4	449.45			
112	Koppal	Yelburga	SHIRUR	GP	Bengal Gram	RF		4	179.43			
113	Koppal	Yelburga	VANAGERI	GP	Bengal Gram	RF		4	350.57			
114	Koppal	Yelburga	GEDDIGERI	GP	Bengal Gram	RF				Hobli Level	66	274.61
115	Koppal	Yelburga	HIREBIDANAL	GP	Bengal Gram	RF		4	151.82			
116	Koppal	Yelburga	CHIKKAMYAGERI	GP	Bengal Gram	RF				Hobli Level	66	307.92
117	Koppal	Yelburga	KUDARIMOTHI	GP	Bengal Gram	RF				Hobli Level	24	230.19
118	Koppal	Yelburga	BHANAPUR	GP	Bengal Gram	RF		4	153.20			
119	Koppal	Yelburga	BANDI	GP	Bengal Gram	RF		4	350.36			
120	Koppal	Yelburga	RAJOOR	GP	Bengal Gram	RF		4	474.79			
121	Koppal	Yelburga	VAJRABANDI	GP	Bengal Gram	RF		4	204.00			
122	Koppal	Yelburga	MANGALORE	GP	Bengal Gram	RF				Hobli Level	24	230.19
123	Koppal	Yelburga	MURADI	GP	Bengal Gram	RF				Hobli Level	69	347.58
124	Koppal	Yelburga	ITAGI	GP	Bengal Gram	RF				Hobli Level	36	371.60
125	Koppal	Yelburga	MANDALAGERI	GP	Bengal Gram	RF				Hobli Level	36	371.60

Government of Karnataka
Directorate of Economics and Statistics
GP Level Average Yield data for Rabi season 2017-18

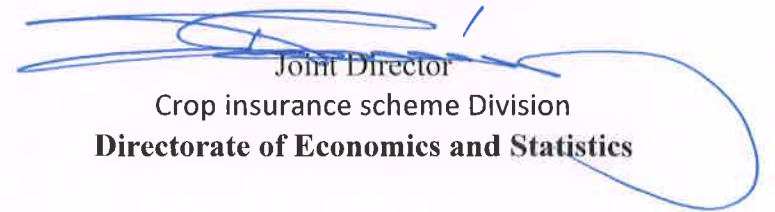
S.N	District	Taluk	Insurance Unit (hobli/ GP)	GP/HOBLI	Crop	IRR_RF	Area_S own_H a	No_CCEs_Conducted	Average Yield(Kg/Ha)	Name_Of_Higher_Level	No_cce_Conducted_Higher	Higher Average Yield(Kg/Ha)
126	Koppal	Yelburga	BALIGERI	GP	Bengal Gram	RF		4	211.83			
127	Koppal	Yelburga	TALAKAL	GP	Bengal Gram	RF				Hobli Level	36	371.60
128	Koppal	Yelburga	HIREMYAGERI	GP	Bengal Gram	RF		4	425.10			
129	Koppal	Yelburga	KALLUR	GP	Bengal Gram	RF				Hobli Level	42	333.83
130	Koppal	Yelburga	Kukanura(ULB)	GP	Sorghum (Jowar/Great Millet)	RF		4	404.64			
131	Koppal	Yelburga	BENAKAL	GP	Sorghum (Jowar/Great Millet)	RF		4	323.86			
132	Koppal	Yelburga	TUMMARAGUDDHI	GP	Sorghum (Jowar/Great Millet)	RF				Hobli Level	37	644.76
133	Koppal	Yelburga	YARIHANCHINAL	GP	Sorghum (Jowar/Great Millet)	RF		4	678.51			
134	Koppal	Yelburga	MUDHOL	GP	Sorghum (Jowar/Great Millet)	RF		4	747.70			
135	Koppal	Yelburga	SANGANAHAL	GP	Sorghum (Jowar/Great Millet)	RF		4	496.66			
136	Koppal	Yelburga	MASABAHANCHINAL	GP	Sorghum (Jowar/Great Millet)	RF		4	353.30			
137	Koppal	Yelburga	BEVOOR	GP	Sorghum (Jowar/Great Millet)	RF				Hobli Level	27	652.39
138	Koppal	Yelburga	GEDDIGERI	GP	Sorghum (Jowar/Great Millet)	RF		4	723.13			
139	Koppal	Yelburga	BANNIKOPPA	GP	Sorghum (Jowar/Great Millet)	RF		4	728.79			
140	Koppal	Yelburga	SANKANOORU	GP	Sorghum (Jowar/Great Millet)	RF		4	844.21			

Government of Karnataka
Directorate of Economics and Statistics
GP Level Average Yield data for Rabi season 2017-18

S.N	District	Taluk	Insurance Unit (hobli/ GP)	GP/HOBLI	Crop	IRR_RF	Area_Sown_Ha	No_CCEs_Conducted	Average Yield(Kg/Ha)	Name_Of_Higher_Level	No_cce_Conducted_Higher	Higher Average Yield(Kg/Ha)
141	Koppal	Yelburga	GANADAL	GP	Sorghum (Jowar/Great Millet)	RF				Taluk Level	104	620.88
142	Koppal	Yelburga	VAJRABANDI	GP	Sorghum (Jowar/Great Millet)	RF				Hobli Level	37	644.76
143	Koppal	Yelburga	MANDALAGERI	GP	Sorghum (Jowar/Great Millet)	RF		4	809.93			
144	Koppal	Yelburga	VANAGERI	GP	Sorghum (Jowar/Great Millet)	RF		4	473.07			
145	Koppal	Yelburga	HIREVANKALAKUNTA	GP	Sorghum (Jowar/Great Millet)	RF				Taluk Level	104	620.88
146	Koppal	Yelburga	CHIKKAMYAGERI	GP	Sorghum (Jowar/Great Millet)	RF		4	1244.98			
147	Koppal	Yelburga	TALAKAL	GP	Sorghum (Jowar/Great Millet)	RF		4	683.00			
148	Koppal	Yelburga	BANDI	GP	Sorghum (Jowar/Great Millet)	RF		4	426.85			
149	Koppal	Yelburga	RAJOOR	GP	Sorghum (Jowar/Great Millet)	RF		4	665.68			
150	Koppal	Yelburga	MURADI	GP	Sorghum (Jowar/Great Millet)	RF				Hobli Level	64	649.85
151	Koppal	Yelburga	KALLUR	GP	Sorghum (Jowar/Great Millet)	RF				Hobli Level	37	644.76
152	Koppal	Yelburga	BALIGERI	GP	Sorghum (Jowar/Great Millet)	RF		4	1242.25			
153	Koppal	Yelburga	ITAGI	GP	Sorghum (Jowar/Great Millet)	RF		4	716.06			
154	Koppal	Yelburga	HIREBIDANAL	GP	Sorghum (Jowar/Great Millet)	RF				Hobli Level	27	652.39

Government of Karnataka
Directorate of Economics and Statistics
GP Level Average Yield data for Rabi season 2017-18

S.N	District	Taluk	Insurance Unit (hobli/ GP)	GP/ HOBLI	Crop	IRR_Rf	Area_S own_H a	No_CCEs_Conducted	Average Yield(Kg/Ha)	Name_Of Higher_Level	No_cce Conducted_Higher	Higher Average Yield(Kg/Ha)
155	Koppal	Yelburga	SHIRUR	GP	Sorghum (Jowar/Great Millet)	RF		4	180.15			
156	Koppal	Yelburga	KUDARIMOTHI	GP	Sorghum (Jowar/Great Millet)	RF				Hobli Level	27	652.39
157	Koppal	Yelburga	KARMUDI	GP	Sorghum (Jowar/Great Millet)	RF		4	447.30			
158	Koppal	Yelburga	BHANAPUR	GP	Sorghum (Jowar/Great Millet)	RF		4	411.58			
159	Koppal	Yelburga	MANGALORE	GP	Sorghum (Jowar/Great Millet)	RF		4	521.54			
160	Koppal	Yelburga	BALLUTAGI	GP	Sorghum (Jowar/Great Millet)	RF		4	755.61			
161	Koppal	Yelburga	HIREMYAGERI	GP	Sorghum (Jowar/Great Millet)	RF		4	864.69			
162	Koppal	Yelburga	Yalburga (ULB)	GP	Sorghum (Jowar/Great Millet)	RF		4	479.64			


Joint Director
Crop insurance scheme Division
Directorate of Economics and Statistics

Government of Karnataka
Directorate of Economics and Statistics
GP Level Average Yield data for Rabi season 2017-18

S.N	District	Taluk	Insurance Unit (hobli/ GP)	GP/ HOBLI	Crop	IRR_Rf	Area_S own_H a	No_CCEs_ Conducted	Average Yield(Kg/Ha)	Name_Of Higher_Level	No_cce Conducted_Higher	Higher Average Yield(Kg/Ha)
1	Mandya	Maddur	ALUR	GP	Horse Gram (kulthi/kultha)	RF	0			Hobli Level	34	728.96
2	Mandya	Maddur	ATAGUR	GP	Horse Gram (kulthi/kultha)	RF	48	4	460.02			
3	Mandya	Maddur	HOOTHAGERE	GP	Horse Gram (kulthi/kultha)	RF	68	4	419.75			
4	Mandya	Maddur	KADUKOTHANAHALLI	GP	Horse Gram (kulthi/kultha)	RF	42	4	671.72			
5	Mandya	Maddur	KOPPA	GP	Horse Gram (kulthi/kultha)	RF	49	4	566.66			
6	Mandya	Maddur	K.HONNALAGERE	GP	Horse Gram (kulthi/kultha)	RF	52	4	450.47			
7	Mandya	Maddur	MALLANAKUPPE	GP	Horse Gram (kulthi/kultha)	RF	71	4	452.70			
8	Mandya	Maddur	MENASAGERE	GP	Horse Gram (kulthi/kultha)	RF	40	4	779.96			
9	Mandya	Maddur	K.BELLUR	GP	Horse Gram (kulthi/kultha)	RF	15	4	135.36			
10	Mandya	Maddur	NILAVAGILU	GP	Horse Gram (kulthi/kultha)	RF	59	4	534.83			
11	Mandya	Maddur	KESTHUR	GP	Horse Gram (kulthi/kultha)	RF	50	4	513.18			
12	Mandya	Maddur	S.I.HONNALAGERE	GP	Horse Gram (kulthi/kultha)	RF	45	4	814.98			
13	Mandya	Maddur	KOWDLEY	GP	Horse Gram (kulthi/kultha)	RF	76	4	913.66			

Government of Karnataka
Directorate of Economics and Statistics
GP Level Average Yield data for Rabi season 2017-18

S.N	District	Taluk	Insurance Unit (hobli/ GP)	GP/ HOBLI	Crop	IRR_RRF	Area_S own_H a	No_CCEs_Conducted	Average Yield(Kg/Ha)	Name_Of Higher_Level	No_cce Conducted_Higher	Higher Average Yield(Kg/Ha)
14	Mandya	Maddur	HEMMANAHALLI	GP	Horse Gram (kulthi/kultha)	RF	20	4	1657.01			
15	Mandya	Maddur	HOSAGAVI	GP	Horse Gram (kulthi/kultha)	RF	73	4	655.80			
16	Mandya	Maddur	HOSAKERE	GP	Horse Gram (kulthi/kultha)	RF	55	4	706.74			
17	Mandya	Maddur	KOOLAGERE	GP	Horse Gram (kulthi/kultha)	RF	126	4	1146.38			
18	Mandya	Maddur	K.SHETTIHALLI	GP	Horse Gram (kulthi/kultha)	RF	60	4	955.05			
19	Mandya	Maddur	KADALLOOR	GP	Horse Gram (kulthi/kultha)	RF	31	4	1064.24			
20	Mandya	Maddur	KYATHAGHATTA	GP	Horse Gram (kulthi/kultha)	RF	1			Hobli Level	34	829.31
21	Mandya	Maddur	NAGARAKERE	GP	Horse Gram (kulthi/kultha)	RF	36	4	978.93			
22	Mandya	Maddur	THAGGAHALLI	GP	Horse Gram (kulthi/kultha)	RF	38	4	585.77			
23	Mandya	Maddur	VALAGEREHALLI	GP	Horse Gram (kulthi/kultha)	RF	33	4	750.17			
24	Mandya	Maddur	YADAGANAHALLI	GP	Horse Gram (kulthi/kultha)	RF	1			Hobli Level	8	670.13
25	Mandya	Maddur	BEKKALALE	GP	Horse Gram (kulthi/kultha)	RF	37	4	487.08			
26	Mandya	Maddur	BHARATHINAGARA	GP	Horse Gram (kulthi/kultha)	RF	42	4	851.59			
27	Mandya	Maddur	BIDARAHALLI	GP	Horse Gram (kulthi/kultha)	RF	61	4	1331.02			

Government of Karnataka
Directorate of Economics and Statistics
GP Level Average Yield data for Rabi season 2017-18

S.N	District	Taluk	Insurance Unit (hobli/ GP)	GP/ HOBLI	Crop	IRR_RF	Area_S own_H a	No_CCEs_Conducted	Average Yield(Kg/Ha)	Name_Of_Higher_Level	No_cce_Conducted_Higher	Higher Average Yield(Kg/Ha)
28	Mandya	Maddur	BIDARAKOTE	GP	Horse Gram (kulthi/kultha)	RF	69	4	617.60			
29	Mandya	Maddur	CHAMANAHALLI	GP	Horse Gram (kulthi/kultha)	RF	16	4	1103.08			
30	Mandya	Maddur	D.A.KERE	GP	Horse Gram (kulthi/kultha)	RF	45	4	717.88			
31	Mandya	Maddur	MADARAHALLI	GP	Horse Gram (kulthi/kultha)	RF	65			Hobli Level	8	670.13
32	Mandya	Maddur	MARALIGA	GP	Horse Gram (kulthi/kultha)	RF	55	4	315.17			
33	Mandya	Maddur	NIDAGHATTA	GP	Horse Gram (kulthi/kultha)	RF	41	4	386.48			
34	Mandya	Maddur	SOMANAHALLI	GP	Horse Gram (kulthi/kultha)	RF	1			Hobli Level	62	711.66
35	Mandya	Maddur	SADOLALU	GP	Horse Gram (kulthi/kultha)	RF	30	4	927.52			
36	Mandya	Maddur	GEJJALAGERE	GP	Horse Gram (kulthi/kultha)	RF	0			Hobli Level	12	750.87
37	Mandya	Maddur	GORAVANAHALLI	GP	Horse Gram (kulthi/kultha)	RF	29	4	529.74			
38	Mandya	Maddur	Maddur (ULB)	GP	Horse Gram (kulthi/kultha)	RF	1			Hobli Level	12	750.87
39	Mandya	Mandya	B.HOSUR	GP	Horse Gram (kulthi/kultha)	RF	1			Hobli Level	2	311.99
40	Mandya	Mandya	BASARALU	GP	Horse Gram (kulthi/kultha)	RF	875	4	927.04			
41	Mandya	Mandya	BELUR	GP	Horse Gram (kulthi/kultha)	RF	0			Hobli Level	6	617.60
42	Mandya	Mandya	BEVINAHALLY	GP	Horse Gram (kulthi/kultha)	RF	0			Hobli Level	6	617.60

Government of Karnataka
Directorate of Economics and Statistics
GP Level Average Yield data for Rabi season 2017-18

S.N	District	Taluk	Insurance Unit (hobli/ GP)	GP/ HOBLI	Crop	IRR_RRF	Area_S own_H a	No_CCEs_Conducted	Average Yield(Kg/Ha)	Name_Of_Higher_Level	No_cce_Conducted_Higher	Higher Average Yield(Kg/Ha)
43	Mandya	Mandya	BEVUKALLU	GP	Horse Gram (kulthi/kultha)	RF	0			Hobli Level	4	272.51
44	Mandya	Mandya	CHANDAGALU(B)	GP	Horse Gram (kulthi/kultha)	RF	725			Hobli Level	18	613.23
45	Mandya	Mandya	CHANDAGALU(D)	GP	Horse Gram (kulthi/kultha)	RF	0			Taluk Level	30	595.87
46	Mandya	Mandya	DODDAGURDANAHALLY	GP	Horse Gram (kulthi/kultha)	RF	0			Hobli Level	18	707.78
47	Mandya	Mandya	DUDDA	GP	Horse Gram (kulthi/kultha)	RF	479	4	272.51			
48	Mandya	Mandya	G MALLIGERE	GP	Horse Gram (kulthi/kultha)	RF	0			Hobli Level	4	272.51
49	Mandya	Mandya	GANADALU	GP	Horse Gram (kulthi/kultha)	RF	0			Taluk Level	30	595.87
50	Mandya	Mandya	H.MALLIGERE	GP	Horse Gram (kulthi/kultha)	RF	0			Taluk Level	30	595.87
51	Mandya	Mandya	HALUVADI	GP	Horse Gram (kulthi/kultha)	RF	0			Taluk Level	30	595.87
52	Mandya	Mandya	HALLEGERE	GP	Horse Gram (kulthi/kultha)	RF	0			Hobli Level	18	565.95
53	Mandya	Mandya	HANAKERE	GP	Horse Gram (kulthi/kultha)	RF	0			Taluk Level	30	595.87
54	Mandya	Mandya	INDUVALU	GP	Horse Gram (kulthi/kultha)	RF	0			Hobli Level	6	617.60
55	Mandya	Mandya	HODAGHATTA	GP	Horse Gram (kulthi/kultha)	RF	0			Hobli Level	2	311.99
56	Mandya	Mandya	HOLALU	GP	Horse Gram (kulthi/kultha)	RF	0			Taluk Level	30	595.87

Government of Karnataka
Directorate of Economics and Statistics
GP Level Average Yield data for Rabi season 2017-18

S.N	District	Taluk	Insurance Unit (hobli/ GP)	GP/ HOBLI	Crop	IRR_RF	Area_S own_H a	No_CCEs_Conducted	Average Yield(Kg/Ha)	Name_Of_Higher_Level	No_cce Conducted_Higher	Higher Average Yield(Kg/Ha)
57	Mandya	Mandya	HULIVANA	GP	Horse Gram (kulthi/kultha)	RF	0			Hobli Level	2	311.99
58	Mandya	Mandya	HULLENAHALLY	GP	Horse Gram (kulthi/kultha)	RF	0			Hobli Level	4	272.51
59	Mandya	Mandya	KAMABADAHALLY	GP	Horse Gram (kulthi/kultha)	RF	667	4	639.88			
60	Mandya	Mandya	KEELARA	GP	Horse Gram (kulthi/kultha)	RF	0			Taluk Level	30	595.87
61	Mandya	Mandya	KERAGODU	GP	Horse Gram (kulthi/kultha)	RF	0			Hobli Level	2	311.99
62	Mandya	Mandya	KOTHAHI	GP	Horse Gram (kulthi/kultha)	RF	1			Hobli Level	6	617.60
63	Mandya	Mandya	MANAGALA	GP	Horse Gram (kulthi/kultha)	RF	0			Taluk Level	30	595.87
64	Mandya	Mandya	MARAGOWDANAHALLY	GP	Horse Gram (kulthi/kultha)	RF	0			Hobli Level	2	311.99
65	Mandya	Mandya	MUDAGANDOODR	GP	Horse Gram (kulthi/kultha)	RF	0			Hobli Level	4	272.51
66	Mandya	Mandya	MUTHEGERE	GP	Horse Gram (kulthi/kultha)	RF	673	4	869.10			
67	Mandya	Mandya	SANTHEKASALGERE	GP	Horse Gram (kulthi/kultha)	RF	0			Taluk Level	30	595.87
68	Mandya	Mandya	SATHANUR	GP	Horse Gram (kulthi/kultha)	RF	0			Taluk Level	30	595.87
69	Mandya	Mandya	SHIVALLY	GP	Horse Gram (kulthi/kultha)	RF	0			Hobli Level	4	272.51
70	Mandya	Mandya	SHIVAPURA	GP	Horse Gram (kulthi/kultha)	RF	591	4	350.19			
71	Mandya	Mandya	SUNAGANAHALLY	GP	Horse Gram (kulthi/kultha)	RF	0			Taluk Level	30	595.87

8

Government of Karnataka
Directorate of Economics and Statistics
GP Level Average Yield data for Rabi season 2017-18

S.N	District	Taluk	Insurance Unit (hobli/ GP)	GP/HOBLI	Crop	IRR_RF	Area_Sown_Ha	No_CCEs_Conducted	Average Yield(Kg/Ha)	Name_Of_Higher_Level	No_cce_Conducted_Higher	Higher Average Yield(Kg/Ha)
72	Mandya	Mandya	THAGGAHALLY	GP	Horse Gram (kulthi/kultha)	RF	0			Taluk Level	30	595.87
73	Mandya	Mandya	THUBINAKERE	GP	Horse Gram (kulthi/kultha)	RF	120	4	547.56			
74	Mandya	Mandya	UMMADAHALLY	GP	Horse Gram (kulthi/kultha)	RF	0			Taluk Level	30	595.87
75	Mandya	Mandya	UPPARKANAHALLY	GP	Horse Gram (kulthi/kultha)	RF	0			Taluk Level	30	595.87
76	Mandya	Mandya	YELIYUR	GP	Horse Gram (kulthi/kultha)	RF	0			Hobli Level	6	617.60
77	Mandya	Mandya	ALAKERE	GP	Horse Gram (kulthi/kultha)	RF	0			Taluk Level	30	595.87
78	Mandya	Mandya	BABY	GP	Horse Gram (kulthi/kultha)	RF	0			Hobli Level	18	798.96
79	Mandya	Mandya	MARACHAKANAHALLY	GP	Horse Gram (kulthi/kultha)	RF	0			Hobli Level	4	272.51
80	Mandya	Nagmangala	DEVARAMALLANAYAKANAHALLI	GP	Horse Gram (kulthi/kultha)	RF	268	4	342.23			
81	Mandya	Nagmangala	LALANAKERE	GP	Horse Gram (kulthi/kultha)	RF	226	4	1133.46			
82	Mandya	Nagmangala	ANCHECHITTANHALLI	GP	Horse Gram (kulthi/kultha)	RF	256	4	525.28			
83	Mandya	Nagmangala	BINDIGANVELE	GP	Horse Gram (kulthi/kultha)	RF	1			Hobli Level	10	977.92
84	Mandya	Nagmangala	BHIMANAHALLI	GP	Horse Gram (kulthi/kultha)	RF	76			Hobli Level	17	411.87
85	Mandya	Nagmangala	KALINGANAHALLI	GP	Horse Gram (kulthi/kultha)	RF	325	4	595.32			
86	Mandya	Nagmangala	HONNAVARA	GP	Horse Gram (kulthi/kultha)	RF	241	4	1024.55			

Government of Karnataka
Directorate of Economics and Statistics
GP Level Average Yield data for Rabi season 2017-18

S.N	District	Taluk	Insurance Unit (hobli/ GP)	GP/ HOBLI	Crop	IRR_RF	Area_S own_H a	No_CCEs_Conducted	Average Yield(Kg/Ha)	Name_Of_Higher_Level	No_cce Conducted_Higher	Higher Average Yield(Kg/Ha)
87	Mandya	Nagmangala	ARANI	GP	Horse Gram (kulthi/kultha)	RF	0			Hobli Level	16	451.66
88	Mandya	Nagmangala	NALLIGERE	GP	Horse Gram (kulthi/kultha)	RF	222	4	330.45			
89	Mandya	Nagmangala	JAVARANAHALI	GP	Horse Gram (kulthi/kultha)	RF	1			Hobli Level	26	517.44
90	Mandya	Nagmangala	BRAMHADEVARAHALLI	GP	Horse Gram (kulthi/kultha)	RF	136	4	496.63			
91	Mandya	Nagmangala	KADABAHALLI	GP	Horse Gram (kulthi/kultha)	RF	0			Hobli Level	26	846.36
92	Mandya	Nagmangala	MAYIGONAHALLI	GP	Horse Gram (kulthi/kultha)	RF	202	4	195.09			
93	Mandya	Nagmangala	DEVALAPURA	GP	Horse Gram (kulthi/kultha)	RF	289	4	652.78			
94	Mandya	Nagmangala	CHUNCHANAHALLI	GP	Horse Gram (kulthi/kultha)	RF	211	4	431.05			
95	Mandya	Nagmangala	DODDABALA	GP	Horse Gram (kulthi/kultha)	RF	1			Hobli Level	40	841.58
96	Mandya	Nagmangala	PALAGRAHARA	GP	Horse Gram (kulthi/kultha)	RF	205	4	934.68			
97	Mandya	Nagmangala	KARADAHALLI	GP	Horse Gram (kulthi/kultha)	RF	219	4	321.53			
98	Mandya	Nagmangala	HONAKERE	GP	Horse Gram (kulthi/kultha)	RF	1			Hobli Level	18	828.06
99	Mandya	Nagmangala	HARADANAHALLI	GP	Horse Gram (kulthi/kultha)	RF	356	4	322.49			
100	Mandya	Nagmangala	TUPPADAMADU	GP	Horse Gram (kulthi/kultha)	RF	119	4	356.55			

Government of Karnataka
Directorate of Economics and Statistics
GP Level Average Yield data for Rabi season 2017-18

S.N	District	Taluk	Insurance Unit (hobli/ GP)	GP/ HOBLI	Crop	IRR_RF	Area_S own_H a	No_CCEs_Conducted	Average Yield(Kg/Ha)	Name_Of_Higher_Level	No_cce Conducted_Higher	Higher Average Yield(Kg/Ha)
101	Mandya	Nagmangala	BELLUR	GP	Horse Gram (kulthi/kultha)	RF	168	4	450.78			
102	Mandya	Nagmangala	KANTHAPURA	GP	Horse Gram (kulthi/kultha)	RF	0			Hobli Level	48	808.81
103	Mandya	Nagmangala	GONDENAHALLI	GP	Horse Gram (kulthi/kultha)	RF	0			Hobli Level	10	977.92
104	Mandya	Nagmangala	CHINYA	GP	Horse Gram (kulthi/kultha)	RF	207	4	1372.73			
105	Mandya	Nagmangala	BOGADHI	GP	Horse Gram (kulthi/kultha)	RF	287	4	754.49			
106	Mandya	Nagmangala	MANNAHALI	GP	Horse Gram (kulthi/kultha)	RF	185	4	723.61			
107	Mandya	Nagmangala	HULIKERE	GP	Horse Gram (kulthi/kultha)	RF	121	4	767.22			
108	Mandya	Nagmangala	Nagamangala(ULB)	GP	Horse Gram (kulthi/kultha)	RF	96	4	378.84			
109	Mandya	Pandavapura	SUNKATHONNUR	GP	Horse Gram (kulthi/kultha)	RF	1			Hobli Level	10	722.65
110	Mandya	Pandavapura	HALLEBEDU	GP	Horse Gram (kulthi/kultha)	RF	289	4	826.12			
111	Mandya	Pandavapura	KENNALU	GP	Horse Gram (kulthi/kultha)	RF	78			Hobli Level	14	622.37
112	Mandya	Pandavapura	DODABYADARAHALLI	GP	Horse Gram (kulthi/kultha)	RF	125			Hobli Level	2	464.79
113	Mandya	Pandavapura	HEREMARALLI	GP	Horse Gram (kulthi/kultha)	RF	187	4	636.70			
114	Mandya	Pandavapura	CINAKURALI	GP	Horse Gram (kulthi/kultha)	RF	239	4	487.07			

Government of Karnataka
Directorate of Economics and Statistics
GP Level Average Yield data for Rabi season 2017-18


S.N	District	Taluk	Insurance Unit (hobli/ GP)	GP/ HOBLI	Crop	IRR_Rf	Area_S own_H a	No_CCEs_Conducted	Average Yield(Kg/Ha)	Name_Of_Higher_Level	No_cce Conducted_Higher	Higher Average Yield(Kg/Ha)
115	Mandya	Pandavapura	HONAGANAHALLI	GP	Horse Gram (kulthi/kultha)	RF	193	4	361.33			
116	Mandya	Pandavapura	MANIKYANAHALLI	GP	Horse Gram (kulthi/kultha)	RF	228			Hobli Level	38	645.85
117	Mandya	Pandavapura	LAKSHMISAGARA	GP	Horse Gram (kulthi/kultha)	RF	132			Hobli Level	38	692.79
118	Mandya	Pandavapura	GUMANAHALLI	GP	Horse Gram (kulthi/kultha)	RF	136	4	525.28			
119	Mandya	Pandavapura	BALAGATTA	GP	Horse Gram (kulthi/kultha)	RF	0			Hobli Level	10	722.65
120	Mandya	Pandavapura	DINKA	GP	Horse Gram (kulthi/kultha)	RF	282	4	729.02			
121	Mandya	Pandavapura	KANAGANAMARADI	GP	Horse Gram (kulthi/kultha)	RF	63			Hobli Level	26	534.03
122	Mandya	Pandavapura	TIRUMALASAGARA	GP	Horse Gram (kulthi/kultha)	RF	218	4	525.28			
123	Mandya	Pandavapura	HARAVU	GP	Horse Gram (kulthi/kultha)	RF	1			Hobli Level	42	582.91
124	Mandya	Pandavapura	ARALAKUPPE	GP	Horse Gram (kulthi/kultha)	RF	135	4	576.21			
125	Mandya	Pandavapura	KATTERI	GP	Horse Gram (kulthi/kultha)	RF	145			Hobli Level	28	543.45
126	Mandya	Pandavapura	BANANGADI	GP	Horse Gram (kulthi/kultha)	RF	186			Hobli Level	28	543.45
127	Mandya	Pandavapura	JAKANAHALLI	GP	Horse Gram (kulthi/kultha)	RF	275	4	579.40			
128	Mandya	Pandavapura	NARAYANAPURA	GP	Horse Gram (kulthi/kultha)	RF	225	4	451.90			
129	Mandya	Pandavapura	KYATANAHALLI	GP	Horse Gram (kulthi/kultha)	RF	0			Hobli Level	2	464.79
130	Mandya	Pandavapura	KURUBARABETTAHALLI	GP	Horse Gram (kulthi/kultha)	RF	128	4	756.08			

Government of Karnataka
Directorate of Economics and Statistics
GP Level Average Yield data for Rabi season 2017-18

S.N	District	Taluk	Insurance Unit (hobli/ GP)	GP/HOBLI	Crop	IRR_RF	Area_Sown_Ha	No_CCEs_Conducted	Average Yield(Kg/Ha)	Name_Of_Higher_Level	No_cce_Conducted_Higher	Higher Average Yield(Kg/Ha)
131	Mandya	Srirangapatna	CHIKKA ANKANAHALLI	GP	Horse Gram (kulthi/kultha)	RF	206			Hobli Level	2	702.60
132	Mandya	Srirangapatna	MAHADEVAPURA	GP	Horse Gram (kulthi/kultha)	RF	0			Hobli Level	2	702.60
133	Mandya	Srirangapatna	NAGUVANAHALLI	GP	Horse Gram (kulthi/kultha)	RF	205	4	639.73			
134	Mandya	Srirangapatna	MELAPURA;	GP	Horse Gram (kulthi/kultha)	RF	0			Hobli Level	2	702.60
135	Mandya	Srirangapatna	PALAHALLI	GP	Horse Gram (kulthi/kultha)	RF	1			Hobli Level	4	625.88
136	Mandya	Srirangapatna	HULIKERE	GP	Horse Gram (kulthi/kultha)	RF	0			Hobli Level	4	625.88
137	Mandya	Srirangapatna	DARASAGUPPE	GP	Horse Gram (kulthi/kultha)	RF	0			Taluk Level	32	741.45
138	Mandya	Srirangapatna	BALLENAHALLI	GP	Horse Gram (kulthi/kultha)	RF	0			Taluk Level	32	741.45
139	Mandya	Srirangapatna	SABBANAKUPPE	GP	Horse Gram (kulthi/kultha)	RF	250	4	215.97			
140	Mandya	Srirangapatna	K.SHETTAHALLI	GP	Horse Gram (kulthi/kultha)	RF	0			Hobli Level	6	201.45
141	Mandya	Srirangapatna	T.M.HOSOORU	GP	Horse Gram (kulthi/kultha)	RF	278			Hobli Level	26	383.70
142	Mandya	Srirangapatna	MUNDUGADORE	GP	Horse Gram (kulthi/kultha)	RF	193			Hobli Level	20	930.44
143	Mandya	Srirangapatna	ARAKERE	GP	Horse Gram (kulthi/kultha)	RF	95			Hobli Level	20	930.44
144	Mandya	Srirangapatna	BALLEKERE	GP	Horse Gram (kulthi/kultha)	RF	109	4	401.12			
145	Mandya	Srirangapatna	TADAGAVADI	GP	Horse Gram (kulthi/kultha)	RF	276	4	1267.99			

Government of Karnataka
Directorate of Economics and Statistics
GP Level Average Yield data for Rabi season 2017-18

S.N	District	Taluk	Insurance Unit (hobli/ GP)	GP/ HOBLI	Crop	IRR_RF	Area_S own_H a	No_CCEs_Conducted	Average Yield(Kg/Ha)	Name_Of_Higher_Level	No_cce Conducted_Higher	Higher Average Yield(Kg/Ha)
146	Mandya	Srirangapatna	GAMANAHALLI	GP	Horse Gram (kulthi/kultha)	RF	182	4	742.87			
147	Mandya	Srirangapatna	KODIYALA	GP	Horse Gram (kulthi/kultha)	RF	198	4	1680.89			


 Joint Director
 Crop insurance scheme Division
 Directorate of Economics and Statistics



Government of Karnataka
Directorate of Economics and Statistics
GP Level Average Yield data for Rabi season 2017-18

S.N	District	Taluk	Insurance Unit (hobli/ GP)	GP/ HOBLI	Crop	IRR_RF	Area_S own_H a	No_CCEs_Conducted	Average Yield(Kg/Ha)	Name_Of_Higher_Level	No_cce_Conducted_Higher	Higher Average Yield(Kg/Ha)
1	Mysuru	Heggadadevankote	PADUKOTE KAVAL	GP	Horse Gram (kulthi/kultha)	RF		4	506.18			
2	Mysuru	Heggadadevankote	NOORALAKUPPE	GP	Horse Gram (kulthi/kultha)	RF		4	450.47			
3	Mysuru	Heggadadevankote	G.B. SARAGURU	GP	Horse Gram (kulthi/kultha)	RF		4	386.80			
4	Mysuru	Heggadadevankote	ALANAHALLI	GP	Horse Gram (kulthi/kultha)	RF		4	420.22			
5	Mysuru	Heggadadevankote	SAVVE	GP	Horse Gram (kulthi/kultha)	RF		4	553.93			
6	Mysuru	Heggadadevankote	HIREHALLI	GP	Horse Gram (kulthi/kultha)	RF		4	483.89			
7	Mysuru	Heggadadevankote	HOSAHOLALU	GP	Horse Gram (kulthi/kultha)	RF		4	353.37			
8	Mysuru	Heggadadevankote	BEECHANAHALLI	GP	Horse Gram (kulthi/kultha)	RF		4	410.67			
9	Mysuru	Heggadadevankote	K.BELTHURU	GP	Horse Gram (kulthi/kultha)	RF		4	399.53			
10	Mysuru	Heggadadevankote	CHIKKEREYOORU	GP	Horse Gram (kulthi/kultha)	RF		4	448.88			
11	Mysuru	Heggadadevankote	ANNURU	GP	Horse Gram (kulthi/kultha)	RF		4	404.31			
12	Mysuru	Heggadadevankote	HAMPAPURA	GP	Horse Gram (kulthi/kultha)	RF		4	569.85			
13	Mysuru	Heggadadevankote	BHEEMANAHALLI	GP	Horse Gram (kulthi/kultha)	RF		4	420.22			
14	Mysuru	Heggadadevankote	KYATHANAHALLI	GP	Horse Gram (kulthi/kultha)	RF		4	536.42			

Government of Karnataka
Directorate of Economics and Statistics
GP Level Average Yield data for Rabi season 2017-18

S.N	District	Taluk	Insurance Unit (hobli/ GP)	GP/ HOBLI	Crop	IRR_RF	Area_S own_H a	No_CCEs_Conducted	Average Yield(Kg/Ha)	Name_Of_Higher_Level	No_cce Conducted_Higher	Higher Average Yield(Kg/Ha)
15	Mysuru	Heggadadevankote	MADAPURA	GP	Horse Gram (kulthi/kultha)	RF		4	507.77			
16	Mysuru	Heggadadevankote	HANCHIPURA	GP	Horse Gram (kulthi/kultha)	RF		4	497.58			
17	Mysuru	Heggadadevankote	ANTHARASANTHE	GP	Horse Gram (kulthi/kultha)	RF		4	506.97			
18	Mysuru	Heggadadevankote	HYRIGE	GP	Horse Gram (kulthi/kultha)	RF		4	557.11			
19	Mysuru	Heggadadevankote	HEGGANURU	GP	Horse Gram (kulthi/kultha)	RF		4	436.14			
20	Mysuru	Heggadadevankote	N.BEGURU	GP	Horse Gram (kulthi/kultha)	RF		4	455.24			
21	Mysuru	Heggadadevankote	HOMMARAGALLI	GP	Horse Gram (kulthi/kultha)	RF		4	445.69			
22	Mysuru	Heggadadevankote	M.C.THOLALU	GP	Horse Gram (kulthi/kultha)	RF		4	585.77			
23	Mysuru	Heggadadevankote	THUMBASOGE	GP	Horse Gram (kulthi/kultha)	RF		4	498.22			
24	Mysuru	Heggadadevankote	MANUGANAHALLI	GP	Horse Gram (kulthi/kultha)	RF		4	418.63			
25	Mysuru	Heggadadevankote	HADANURU	GP	Horse Gram (kulthi/kultha)	RF		4	569.85			
26	Mysuru	Heggadadevankote	KOTHEGALA	GP	Horse Gram (kulthi/kultha)	RF		4	346.05			
27	Mysuru	Heggadadevankote	N.BELLATHURU	GP	Horse Gram (kulthi/kultha)	RF		4	380.43			
28	Mysuru	Heggadadevankote	BIDARAHALLI	GP	Horse Gram (kulthi/kultha)	RF		4	614.42			
29	Mysuru	Heggadadevankote	SAGARE	GP	Horse Gram (kulthi/kultha)	RF		4	662.17			

Government of Karnataka
Directorate of Economics and Statistics
GP Level Average Yield data for Rabi season 2017-18

S.N	District	Taluk	Insurance Unit (hobli/ GP)	GP/HOBLI	Crop	IRR_RF	Area_Sown_Ha	No_CCEs_Conducted	Average Yield(Kg/Ha)	Name_Of_Higher_Level	No_cce_Conducted_Higher	Higher Average Yield(Kg/Ha)
30	Mysuru	Heggadadevankote	CHAKKODANAHALLI	GP	Horse Gram (kulthi/kultha)	RF		4	538.01			
31	Mysuru	Heggadadevankote	NAGANAHALLI	GP	Horse Gram (kulthi/kultha)	RF		4	483.90			
32	Mysuru	Heggadadevankote	KALLAMBALU	GP	Horse Gram (kulthi/kultha)	RF		4	420.22			
33	Mysuru	Heggadadevankote	B MATAKERE	GP	Horse Gram (kulthi/kultha)	RF		4	378.84			
34	Mysuru	Heggadadevankote	BACHEGOWDANAHALLI	GP	Horse Gram (kulthi/kultha)	RF		4	432.96			
35	Mysuru	Heggadadevankote	KANCHMALLI	GP	Horse Gram (kulthi/kultha)	RF		4	604.87			
36	Mysuru	Heggadadevankote	HEBBALAGUPPE	GP	Horse Gram (kulthi/kultha)	RF		4	579.40			
37	Mysuru	K.R.Nagar	LALANDEVANAHALLI	GP	Horse Gram (kulthi/kultha)	RF		4	493.44			
38	Mysuru	K.R.Nagar	MELURU	GP	Horse Gram (kulthi/kultha)	RF		4	421.98			
39	Mysuru	K.R.Nagar	HONNENAHALLI	GP	Horse Gram (kulthi/kultha)	RF		4	423.40			
40	Mysuru	K.R.Nagar	THANDRE	GP	Horse Gram (kulthi/kultha)	RF		4	639.88			
41	Mysuru	K.R.Nagar	HEBBALU	GP	Horse Gram (kulthi/kultha)	RF		4	706.61			
42	Mysuru	K.R.Nagar	HARADANAHALLI	GP	Horse Gram (kulthi/kultha)	RF		4	180.51			
43	Mysuru	K.R.Nagar	LAKSHMIPURA	GP	Horse Gram (kulthi/kultha)	RF		4	834.08			
44	Mysuru	K.R.Nagar	HANASOGE	GP	Horse Gram (kulthi/kultha)	RF		4	2763.28			

Government of Karnataka
Directorate of Economics and Statistics
GP Level Average Yield data for Rabi season 2017-18

S.N	District	Taluk	Insurance Unit (hobli/ GP)	GP/ HOBLI	Crop	IRR_RF	Area_S own_H a	No_CCEs Conducted	Average Yield(Kg/Ha)	Name_Of_Higher_Level	No_cce Conducted_Higher	Higher Average Yield(Kg/Ha)
45	Mysuru	K.R.Nagar	THIPPURU	GP	Horse Gram (kulthi/kultha)	RF		4	811.80			
46	Mysuru	K.R.Nagar	KARPURAVALLI	GP	Horse Gram (kulthi/kultha)	RF		4	1111.04			
47	Mysuru	K.R.Nagar	MIRLE	GP	Horse Gram (kulthi/kultha)	RF		4	604.86			
48	Mysuru	K.R.Nagar	SIDDAPURA	GP	Horse Gram (kulthi/kultha)	RF		4	607.09			
49	Mysuru	K.R.Nagar	ANKANAHALLI	GP	Horse Gram (kulthi/kultha)	RF		4	729.02			
50	Mysuru	K.R.Nagar	KEGGERE	GP	Horse Gram (kulthi/kultha)	RF		4	526.20			
51	Mysuru	K.R.Nagar	SHEEGAVALU	GP	Horse Gram (kulthi/kultha)	RF		4	668.54			
52	Mysuru	K.R.Nagar	NARACHANAHALLI	GP	Horse Gram (kulthi/kultha)	RF		4	482.30			
53	Mysuru	K.R.Nagar	GANDHANAHALLI	GP	Horse Gram (kulthi/kultha)	RF		4	257.86			
54	Mysuru	K.R.Nagar	BHERYA	GP	Horse Gram (kulthi/kultha)	RF				Hobli Level	14	510.45
55	Mysuru	K.R.Nagar	HOSAAGRAHARA	GP	Horse Gram (kulthi/kultha)	RF		4	576.21			
56	Mysuru	K.R.Nagar	DORNAHALLI (DODDEKOPPALU)	GP	Horse Gram (kulthi/kultha)	RF		4	668.54			
57	Mysuru	K.R.Nagar	HOSAKOTE	GP	Horse Gram (kulthi/kultha)	RF		4	452.06			
58	Mysuru	K.R.Nagar	MUNJANAHALLI	GP	Horse Gram (kulthi/kultha)	RF		4	779.00			
59	Mysuru	K.R.Nagar	BYADARAHALLI	GP	Horse Gram (kulthi/kultha)	RF		4	525.28			

Government of Karnataka
Directorate of Economics and Statistics
GP Level Average Yield data for Rabi season 2017-18

S.N	District	Taluk	Insurance Unit (hobli/ GP)	GP/HOBLI	Crop	IRR_RF	Area_S own_H a	No_CCEs_Conducted	Average Yield(Kg/Ha)	Name_Of_Higher_Level	No_cce Conducted_Higher	Higher Average Yield(Kg/Ha)
60	Mysuru	K.R.Nagar	MAYIGOWDANAHALL I	GP	Horse Gram (kulthi/kultha)	RF		4	566.66			
61	Mysuru	K.R.Nagar	MAVATHURU	GP	Horse Gram (kulthi/kultha)	RF		4	428.18			
62	Mysuru	K.R.Nagar	HALIYURU	GP	Horse Gram (kulthi/kultha)	RF		4	797.47			
63	Mysuru	K.R.Nagar	CHANAMGERE	GP	Horse Gram (kulthi/kultha)	RF		4	420.22			
64	Mysuru	K.R.Nagar	KESTHURU	GP	Horse Gram (kulthi/kultha)	RF		4	353.37			
65	Mysuru	Mysuru	BEERIHUNDI	GP	Horse Gram (kulthi/kultha)	RF		4	318.35			
66	Mysuru	Mysuru	KOORGALLI	GP	Horse Gram (kulthi/kultha)	RF				Hobli Level	10	332.36
67	Mysuru	Mysuru	HAROHALLI(J)	GP	Horse Gram (kulthi/kultha)	RF				Hobli Level	8	289.70
68	Mysuru	Mysuru	NAGAWALA	GP	Horse Gram (kulthi/kultha)	RF				Hobli Level	10	332.36
69	Mysuru	Mysuru	VARUNA	GP	Horse Gram (kulthi/kultha)	RF				Hobli Level	6	209.05
70	Mysuru	Mysuru	BELAWADI	GP	Horse Gram (kulthi/kultha)	RF				Hobli Level	10	332.36
71	Mysuru	Mysuru	DOORA	GP	Horse Gram (kulthi/kultha)	RF				Hobli Level	8	289.70
72	Mysuru	Mysuru	GOPALAPURA	GP	Horse Gram (kulthi/kultha)	RF				Hobli Level	8	289.70
73	Mysuru	Mysuru	SOMESHWARAPURA	GP	Horse Gram (kulthi/kultha)	RF				Hobli Level	6	209.05
74	Mysuru	Mysuru	KEELANAPURA	GP	Horse Gram (kulthi/kultha)	RF				Hobli Level	6	209.05

Government of Karnataka
Directorate of Economics and Statistics
GP Level Average Yield data for Rabi season 2017-18

S.N	District	Taluk	Insurance Unit (hobli/ GP)	GP/HOBLI	Crop	IRR_RF	Area_S own_H a	No_CCEs_Conducted	Average Yield(Kg/Ha)	Name_Of_Higher_Level	No_cce_Conducted_Higher	Higher Average Yield(Kg/Ha)
75	Mysuru	Mysuru	HAROHALLI (MELLAHALLI)	GP	Horse Gram (kulthi/kultha)	RF				Hobli Level	6	209.05
76	Mysuru	Mysuru	HANCHYA	GP	Horse Gram (kulthi/kultha)	RF				Taluk Level	24	287.31
77	Mysuru	Mysuru	DODDAMARAGOWD ANAHALLI	GP	Horse Gram (kulthi/kultha)	RF				Hobli Level	18	321.69
78	Mysuru	Mysuru	HOSAHUNDI	GP	Horse Gram (kulthi/kultha)	RF				Hobli Level	6	209.05
79	Mysuru	Mysuru	ANANDURU	GP	Horse Gram (kulthi/kultha)	RF		4	498.22			
80	Mysuru	Mysuru	GUNGRALCHATHRA	GP	Horse Gram (kulthi/kultha)	RF		4	173.50			
81	Mysuru	Mysuru	SINDHUVALLI	GP	Horse Gram (kulthi/kultha)	RF				Hobli Level	8	289.70
82	Mysuru	Mysuru	DEVALAPURA	GP	Horse Gram (kulthi/kultha)	RF		4	229.21			
83	Mysuru	Mysuru	MARBALLI	GP	Horse Gram (kulthi/kultha)	RF				Hobli Level	8	289.70
84	Mysuru	Mysuru	JAYAPURA	GP	Horse Gram (kulthi/kultha)	RF		4	191.01			
85	Mysuru	Mysuru	UDBOORU	GP	Horse Gram (kulthi/kultha)	RF				Hobli Level	8	289.70
86	Mysuru	Nanjangud	KASUVINAHALLI	GP	Horse Gram (kulthi/kultha)	RF		4	2257.10			
87	Mysuru	Nanjangud	HEMMARAGALA	GP	Horse Gram (kulthi/kultha)	RF		4	700.37			
88	Mysuru	Nanjangud	HADYA	GP	Horse Gram (kulthi/kultha)	RF		4	494.40			
89	Mysuru	Nanjangud	SINDHUVALLI	GP	Horse Gram (kulthi/kultha)	RF		4	405.90			

21

Government of Karnataka
Directorate of Economics and Statistics
GP Level Average Yield data for Rabi season 2017-18

S.N	District	Taluk	Insurance Unit (hobli/ GP)	GP/ HOBLI	Crop	IRR_Rf	Area_S own_H a	No_CCEs_Conducted	Average Yield(Kg/Ha)	Name_Of_Higher_Level	No_cce Conducted_Higher	Higher Average Yield(Kg/Ha)
90	Mysuru	Nanjangud	BILIGERE	GP	Horse Gram (kulthi/kultha)	RF		4	515.73			
91	Mysuru	Nanjangud	DEVIRAMMANAHALLI	GP	Horse Gram (kulthi/kultha)	RF		4	149.63			
92	Mysuru	Nanjangud	NAVILURU	GP	Horse Gram (kulthi/kultha)	RF				Hobli Level	30	877.80
93	Mysuru	Nanjangud	KUDALAPURA	GP	Horse Gram (kulthi/kultha)	RF		4	636.70			
94	Mysuru	Nanjangud	HEGGADAHALLI	GP	Horse Gram (kulthi/kultha)	RF		4	89.14			
95	Mysuru	Nanjangud	HORALAVADI	GP	Horse Gram (kulthi/kultha)	RF		4	1165.16			
96	Mysuru	Nanjangud	THAGADURU	GP	Horse Gram (kulthi/kultha)	RF		4	713.10			
97	Mysuru	Nanjangud	DEVANURU	GP	Horse Gram (kulthi/kultha)	RF				Hobli Level	30	514.11
98	Mysuru	Nanjangud	HADINARU	GP	Horse Gram (kulthi/kultha)	RF		4	885.02			
99	Mysuru	Nanjangud	BADANAVALU	GP	Horse Gram (kulthi/kultha)	RF		4	113.01			
100	Mysuru	Nanjangud	KALALE	GP	Horse Gram (kulthi/kultha)	RF				Hobli Level	30	877.80
101	Mysuru	Nanjangud	KARYA	GP	Horse Gram (kulthi/kultha)	RF		4	760.86			
102	Mysuru	Nanjangud	HOSAKOTE	GP	Horse Gram (kulthi/kultha)	RF		4	474.34			
103	Mysuru	Nanjangud	DODDAKAVALANDE	GP	Horse Gram (kulthi/kultha)	RF				Hobli Level	30	514.11

Government of Karnataka
Directorate of Economics and Statistics
GP Level Average Yield data for Rabi season 2017-18

S.N	District	Taluk	Insurance Unit (hobli/ GP)	GP/HOBLI	Crop	IRR_RF	Area_S own_H a	No_CCEs_Conducted	Average Yield(Kg/Ha)	Name_Of_Higher_Level	No_cce_Conducted_Higher	Higher Average Yield(Kg/Ha)
104	Mysuru	Nanjangud	HULLAHALLI	GP	Horse Gram (kulthi/kultha)	RF				Hobli Level	27	947.17
105	Mysuru	Nanjangud	SHIRAMMALLI	GP	Horse Gram (kulthi/kultha)	RF		4	974.15			
106	Mysuru	Nanjangud	DEVARASANAHALI	GP	Horse Gram (kulthi/kultha)	RF				Hobli Level	30	877.80
107	Mysuru	Nanjangud	THANDAVAPURA	GP	Horse Gram (kulthi/kultha)	RF		4	95.51			
108	Mysuru	Nanjangud	HEDATHALE	GP	Horse Gram (kulthi/kultha)	RF		4	541.20			
109	Mysuru	Nanjangud	MARALURU	GP	Horse Gram (kulthi/kultha)	RF				Hobli Level	16	629.14
110	Mysuru	Nanjangud	DASANURU	GP	Horse Gram (kulthi/kultha)	RF		4	127.98			
111	Mysuru	Nanjangud	THUMNERALE	GP	Horse Gram (kulthi/kultha)	RF				Hobli Level	16	629.14
112	Mysuru	Nanjangud	HURA	GP	Horse Gram (kulthi/kultha)	RF		4	604.87			
113	Mysuru	Nanjangud	NERALE	GP	Horse Gram (kulthi/kultha)	RF				Hobli Level	30	514.11
114	Mysuru	Nanjangud	RAMPURA	GP	Horse Gram (kulthi/kultha)	RF		4	1061.70			
115	Mysuru	Nanjangud	KONANURU	GP	Horse Gram (kulthi/kultha)	RF		4	644.66			
116	Mysuru	Nanjangud	HULIMAVU	GP	Horse Gram (kulthi/kultha)	RF				Hobli Level	16	629.14
117	Mysuru	Nanjangud	THAYURU	GP	Horse Gram (kulthi/kultha)	RF		4	590.54			
118	Mysuru	Nanjangud	HEDIYALA	GP	Horse Gram (kulthi/kultha)	RF		4	1090.35			

Government of Karnataka
Directorate of Economics and Statistics
GP Level Average Yield data for Rabi season 2017-18

S.N	District	Taluk	Insurance Unit (hobli/ GP)	GP/HOBLI	Crop	IRR_RF	Area_S own_H a	No_CCEs_Conducted	Average Yield(Kg/Ha)	Name_Of_Higher_Level	No_cce Conducted_Higher	Higher Average Yield(Kg/Ha)
119	Mysuru	Nanjangud	HARADANAHALLI	GP	Horse Gram (kulthi/kultha)	RF				Hobli Level	27	947.17
120	Mysuru	Nanjangud	HALLARE	GP	Horse Gram (kulthi/kultha)	RF				Hobli Level	57	933.30
121	Mysuru	Nanjangud	NAGARLE	GP	Horse Gram (kulthi/kultha)	RF		4	1101.49			
122	Mysuru	Nanjangud	NALLITHALAPURA	GP	Horse Gram (kulthi/kultha)	RF				Hobli Level	27	947.17
123	Mysuru	Nanjangud	MALLUPURA	GP	Horse Gram (kulthi/kultha)	RF		4	1107.86			
124	Mysuru	Nanjangud	DUGGAHALLI	GP	Horse Gram (kulthi/kultha)	RF		4	1512.17			
125	Mysuru	Nanjangud	DEVARAYASHETTIPURA	GP	Horse Gram (kulthi/kultha)	RF		4	813.39			
126	Mysuru	Nanjangud	HAGINAVALU	GP	Horse Gram (kulthi/kultha)	RF				Hobli Level	57	912.49
127	Mysuru	Periyapatana	RAVANDURU	GP	Horse Gram (kulthi/kultha)	RF				Hobli Level	24	786.49
128	Mysuru	Periyapatana	KITTHURU	GP	Horse Gram (kulthi/kultha)	RF		4	625.56			
129	Mysuru	Periyapatana	HALAGANAHALLI	GP	Horse Gram (kulthi/kultha)	RF				Hobli Level	40	732.93
130	Mysuru	Periyapatana	ATTHIGUDU	GP	Horse Gram (kulthi/kultha)	RF				Hobli Level	25	568.96
131	Mysuru	Periyapatana	KOMALAPURA	GP	Horse Gram (kulthi/kultha)	RF		4	549.16			
132	Mysuru	Periyapatana	CHITTANAHALLI	GP	Horse Gram (kulthi/kultha)	RF				Hobli Level	41	966.50

Government of Karnataka
Directorate of Economics and Statistics
GP Level Average Yield data for Rabi season 2017-18

S.N	District	Taluk	Insurance Unit (hobli/ GP)	GP/ HOBLI	Crop	IRR_RF	Area_S own_H a	No_CCEs_Conducted	Average Yield(Kg/Ha)	Name_Of Higher_Level	No_cce Conducted_Higher	Higher Average Yield(Kg/Ha)
133	Mysuru	Periyapatana	N.SHETTIHALLI	GP	Horse Gram (kulthi/kultha)	RF				Hobli Level	49	623.34
134	Mysuru	Periyapatana	MAKODU	GP	Horse Gram (kulthi/kultha)	RF		4	1670.38			
135	Mysuru	Periyapatana	MUTHURU	GP	Horse Gram (kulthi/kultha)	RF				Hobli Level	32	1059.42
136	Mysuru	Periyapatana	HARADURU	GP	Horse Gram (kulthi/kultha)	RF		4	818.16			
137	Mysuru	Periyapatana	KANAGALU	GP	Horse Gram (kulthi/kultha)	RF		4	802.24			
138	Mysuru	Periyapatana	BYLUKUPPE	GP	Horse Gram (kulthi/kultha)	RF				Hobli Level	32	910.44
139	Mysuru	Periyapatana	CHOWTHI	GP	Horse Gram (kulthi/kultha)	RF				Hobli Level	17	1086.51
140	Mysuru	Periyapatana	CHAPPARADAHALLI	GP	Horse Gram (kulthi/kultha)	RF				Hobli Level	40	831.31
141	Mysuru	Periyapatana	KIRNALLI	GP	Horse Gram (kulthi/kultha)	RF				Hobli Level	41	986.50
142	Mysuru	Periyapatana	CHIKKANERALE	GP	Horse Gram (kulthi/kultha)	RF		4	977.34			
143	Mysuru	Periyapatana	BETTADATHUNGA	GP	Horse Gram (kulthi/kultha)	RF				Hobli Level	25	568.96
144	Mysuru	Periyapatana	KOPPA	GP	Horse Gram (kulthi/kultha)	RF				Hobli Level	15	896.90
145	Mysuru	Periyapatana	MALANGI	GP	Horse Gram (kulthi/kultha)	RF		4	958.24			
146	Mysuru	Periyapatana	HUNASAVADI	GP	Horse Gram (kulthi/kultha)	RF				Hobli Level	17	1086.51

Government of Karnataka
Directorate of Economics and Statistics
GP Level Average Yield data for Rabi season 2017-18

S.N	District	Taluk	Insurance Unit (hobli/ GP)	GP/ HOBLI	Crop	IRR_RF	Area_S own_H a	No_CCEs_Conducted	Average Yield(Kg/Ha)	Name_Of_Higher_Level	No_cce Conducted_Higher	Higher Average Yield(Kg/Ha)
147	Mysuru	Periyapatana	BHUVANAHALLI	GP	Horse Gram (kulthi/kultha)	RF				Hobli Level	25	568.96
148	Mysuru	Periyapatana	CHANKALKAVAL	GP	Horse Gram (kulthi/kultha)	RF				Hobli Level	40	787.58
149	Mysuru	Periyapatana	HARANAHALLI	GP	Horse Gram (kulthi/kultha)	RF		4	927.99			
150	Mysuru	Periyapatana	BETTADAPURA	GP	Horse Gram (kulthi/kultha)	RF		4	87.55			
151	Mysuru	Periyapatana	DODDAKAMARAVALLI	GP	Horse Gram (kulthi/kultha)	RF				Hobli Level	15	896.90
152	Mysuru	Periyapatana	AVARTHI	GP	Horse Gram (kulthi/kultha)	RF				Hobli Level	15	896.90
153	Mysuru	Periyapatana	KAMPLAPURA	GP	Horse Gram (kulthi/kultha)	RF		4	290.84			
154	Mysuru	Periyapatana	HITNEHEBBAGILU	GP	Horse Gram (kulthi/kultha)	RF		4	553.93			
155	Mysuru	Periyapatana	DODDABYALALU	GP	Horse Gram (kulthi/kultha)	RF		4	1016.17			
156	Mysuru	Periyapatana	HANDITHAVALLI	GP	Horse Gram (kulthi/kultha)	RF		4	628.90			
157	Mysuru	Periyapatana	PUNADAHALLI	GP	Horse Gram (kulthi/kultha)	RF				Hobli Level	15	896.90
158	Mysuru	Periyapatana	PANCHAVALLI	GP	Horse Gram (kulthi/kultha)	RF		4	1200.18			
159	Mysuru	Periyapatana	RAMANATHATHUNGA	GP	Horse Gram (kulthi/kultha)	RF				Hobli Level	24	786.49
160	Mysuru	Periyapatana	DODDAKAMARAVALLI	GP	RAGI	RF		4	1720.43			
161	Mysuru	Periyapatana	BYLUKUPPE	GP	RAGI	RF		4	1769.37			
162	Mysuru	Periyapatana	BETTADAPURA	GP	RAGI	RF		4	2384.25			

Government of Karnataka
Directorate of Economics and Statistics
GP Level Average Yield data for Rabi season 2017-18

S.N	District	Taluk	Insurance Unit (hobli/ GP)	GP/ HOBLI	Crop	IRR_RRF	Area_S own_H a	No_CCEs_Conducted	Average Yield(Kg/Ha)	Name_Of Higher_Level	No_cce Conducted_Higher	Higher Average Yield(Kg/Ha)
163	Mysuru	Periyapatana	HANDITHAVALLI	GP	RAGI	RF		4	1658.52			
164	Mysuru	Periyapatana	KAMPLAPURA	GP	RAGI	RF				Hobli Level	37	1766.71
165	Mysuru	Periyapatana	BHUVANAHALLI	GP	RAGI	RF		4	921.49			
166	Mysuru	Periyapatana	CHIKKANERALE	GP	RAGI	RF		4	1905.31			
167	Mysuru	Periyapatana	BETTADATHUNGA	GP	RAGI	RF		4	1896.95			
168	Mysuru	Periyapatana	DODDABYALALU	GP	RAGI	RF				Hobli Level	21	1879.55
169	Mysuru	Periyapatana	MALANGI	GP	RAGI	RF		4	1604.56			
170	Mysuru	Periyapatana	CHANKALKKAVAL	GP	RAGI	RF				Hobli Level	56	1668.73
171	Mysuru	Periyapatana	HUNASAVADI	GP	RAGI	RF		4	1611.67			
172	Mysuru	Periyapatana	PANCHAVALLI	GP	RAGI	RF		4	1370.53			
173	Mysuru	Periyapatana	KOPPA	GP	RAGI	RF				Hobli Level	27	1725.71
174	Mysuru	Periyapatana	RAMANATHATHUNG A	GP	RAGI	RF				Hobli Level	21	1879.55
175	Mysuru	Periyapatana	KOMALAPURA	GP	RAGI	RF		4	1172.47			
176	Mysuru	Periyapatana	HITNEHEBBAGILU	GP	RAGI	RF				Hobli Level	66	1796.64
177	Mysuru	Periyapatana	CHITTANAHALLI	GP	RAGI	RF		4	1404.62			
178	Mysuru	Periyapatana	KANAGALU	GP	RAGI	RF		4	1610.42			

Government of Karnataka
Directorate of Economics and Statistics
GP Level Average Yield data for Rabi season 2017-18


S.N	District	Taluk	Insurance Unit (hobli/ GP)	GP/ HOBLI	Crop	IRR_RF	Area_S own_H a	No_CCEs_Conducted	Average Yield(Kg/Ha)	Name_Of_Higher_Level	No_cce Conducted_Higher	Higher Average Yield(Kg/Ha)
179	Mysuru	Periyapatana	ATTHIGUDU	GP	RAGI	RF				Hobli Level	29	1554.77
180	Mysuru	Periyapatana	KITTHURU	GP	RAGI	RF		4	1558.97			
181	Mysuru	Periyapatana	MUTHURU	GP	RAGI	RF		4	1451.88			
182	Mysuru	Periyapatana	HALAGANAHALLI	GP	RAGI	RF		4	1873.94			
183	Mysuru	Periyapatana	CHAPPARADAHALLI	GP	RAGI	RF		4	1853.02			
184	Mysuru	Periyapatana	RAVANDURU	GP	RAGI	RF		4	3361.17			
185	Mysuru	Periyapatana	MAKODU	GP	RAGI	RF		4	1887.33			
186	Mysuru	T-Narsipur	UKKALAGERE	GP	Horse Gram (kulthi/kultha)	RF		4	575.87			
187	Mysuru	T-Narsipur	HEGGURU	GP	Horse Gram (kulthi/kultha)	RF		4	579.40			
188	Mysuru	T-Narsipur	CHIDARAVALLI	GP	Horse Gram (kulthi/kultha)	RF		4	66.22			
189	Mysuru	T-Narsipur	KOLATTHURU	GP	Horse Gram (kulthi/kultha)	RF				Hobli Level	16	533.79
190	Mysuru	T-Narsipur	DODDEBAGILU	GP	Horse Gram (kulthi/kultha)	RF		4	493.44			
191	Mysuru	T-Narsipur	B.SEEHALLI	GP	Horse Gram (kulthi/kultha)	RF		4	439.32			
192	Mysuru	T-Narsipur	T Narsipura (ULB)	GP	Horse Gram (kulthi/kultha)	RF		4	420.22			
193	Mysuru	T-Narsipur	THUMBALA	GP	Horse Gram (kulthi/kultha)	RF		4	534.83			

Government of Karnataka
Directorate of Economics and Statistics
GP Level Average Yield data for Rabi season 2017-18

S.N	District	Taluk	Insurance Unit (hobli/ GP)	GP/ HOBLI	Crop	IRR_RF	Area_S own_H a	No_CCEs_Conducted	Average Yield(Kg/Ha)	Name_Of_Higher_Level	No_cce Conducted_Higher	Higher Average Yield(Kg/Ha)
194	Mysuru	T-Narsipur	RANGASAMUDRA	GP	Horse Gram (kulthi/kultha)	RF		4	617.60			
195	Mysuru	T-Narsipur	MUGURU	GP	Horse Gram (kulthi/kultha)	RF		4	913.67			
196	Mysuru	T-Narsipur	BENAKANAHALLI	GP	Horse Gram (kulthi/kultha)	RF				Hobli Level	16	533.79
197	Mysuru	T-Narsipur	THURUGANURU	GP	Horse Gram (kulthi/kultha)	RF		4	586.67			
198	Mysuru	T-Narsipur	HOLESALU	GP	Horse Gram (kulthi/kultha)	RF				Hobli Level	14	664.44
199	Mysuru	T-Narsipur	VATALU	GP	Horse Gram (kulthi/kultha)	RF		4	756.08			
200	Mysuru	T-Narsipur	KIRAGASURU	GP	Horse Gram (kulthi/kultha)	RF		4	681.27			
201	Mysuru	T-Narsipur	T.DODDAPURA	GP	Horse Gram (kulthi/kultha)	RF		4	706.74			
202	Mysuru	T-Narsipur	MALIYURU	GP	Horse Gram (kulthi/kultha)	RF		4	636.70			
203	Mysuru	T-Narsipur	B.SHETTIHALLI	GP	Horse Gram (kulthi/kultha)	RF		4	660.58			
204	Mysuru	T-Narsipur	KALIYURU	GP	Horse Gram (kulthi/kultha)	RF		4	630.33			
205	Mysuru	T-Narsipur	HANUMANALU	GP	Horse Gram (kulthi/kultha)	RF		4	273.46			
206	Mysuru	T-Narsipur	MADAPURA	GP	Horse Gram (kulthi/kultha)	RF		4	436.94			
207	Mysuru	T-Narsipur	SOMANATHAPURA	GP	Horse Gram (kulthi/kultha)	RF		4	999.62			
208	Mysuru	T-Narsipur	KAROHATTI	GP	Horse Gram (kulthi/kultha)	RF		4	896.16			
209	Mysuru	T-Narsipur	HOSAKOTE	GP	Horse Gram (kulthi/kultha)	RF		4	563.48			

Government of Karnataka
Directorate of Economics and Statistics
GP Level Average Yield data for Rabi season 2017-18

S.N	District	Taluk	Insurance Unit (hobli/ GP)	GP/ HOBLI	Crop	IRR_RF	Area_S own_H a	No_CCEs_Conducted	Average Yield(Kg/Ha)	Name_Of_Higher_Level	No_cce_Conducted_Higher	Higher Average Yield(Kg/Ha)
210	Mysuru	T-Narsipur	KUPYA	GP	Horse Gram (kulthi/kultha)	RF		4	547.56			


Joint Director
Crop insurance scheme Division
Directorate of Economics and Statistics

8

Government of Karnataka
Directorate of Economics and Statistics
GP Level Average Yield data for Rabi season 2017-18

S.N	District	Taluk	Insurance Unit (hobli/ GP)	GP/ HOBLI	Crop	IRR_RF	Area_S own_H a	No_CCEs_ Conducted	Average Yield(Kg/Ha)	Name_Of_Higher_Lo vel	No_cce Conducted_Higher	Higher Average Yield(Kg/Ha)
1	Raichur	Devdurga	KARIDIGUDDA	GP	Bengal Gram	RF		4	993.74			
2	Raichur	Devdurga	HOSUR SIDDAPUR	GP	Bengal Gram	RF				Hobli Level	10	1171.12
3	Raichur	Devdurga	K. IRABGERA	GP	Bengal Gram	RF				Hobli Level	11	1316.96
4	Raichur	Devdurga	GABBUR	GP	Bengal Gram	RF				Hobli Level	9	1203.09
5	Raichur	Devdurga	SOMANAMARADI	GP	Bengal Gram	RF				Hobli Level	10	1171.12
6	Raichur	Devdurga	PALKANMARADI	GP	Bengal Gram	RF		4	717.71			
7	Raichur	Devdurga	GUGAL	GP	Bengal Gram	RF				Hobli Level	20	1235.63
8	Raichur	Devdurga	DONDAMBLI	GP	Bengal Gram	RF		4	1111.34			
9	Raichur	Devdurga	KOPPAR	GP	Bengal Gram	RF				Hobli Level	11	1316.96
10	Raichur	Devdurga	JAGIR JADALADINNI	GP	Bengal Gram	RF				Hobli Level	8	1292.92
11	Raichur	Devdurga	JERABANDI	GP	Bengal Gram	RF				Hobli Level	11	1316.96
12	Raichur	Devdurga	KOTHDODDI	GP	Bengal Gram	RF				Hobli Level	8	1292.92
13	Raichur	Devdurga	HEMNAL	GP	Bengal Gram	RF				Hobli Level	20	1214.48
14	Raichur	Devdurga	GANADHAL	GP	Bengal Gram	RF				Hobli Level	10	1171.12
15	Raichur	Devdurga	MUSTUR	GP	Bengal Gram	RF				Hobli Level	17	1283.93
16	Raichur	Devdurga	KAREGUDDA	GP	Bengal Gram	RF				Hobli Level	11	1316.96

Government of Karnataka
Directorate of Economics and Statistics
GP Level Average Yield data for Rabi season 2017-18

S.N	District	Taluk	Insurance Unit (hobli/ GP)	GP/ HOBLI	Crop	IRR_RF	Area_S own_H a	No_CCEs_Conducted	Average Yield(Kg/Ha)	Name_Of_Higher_Level	No_cce Conducted_Higher	Higher Average Yield(Kg/Ha)
17	Raichur	Devdurga	NAGADADINNI	GP	Bengal Gram	RF		4	1277.73			
18	Raichur	Devdurga	MASARKAL	GP	Bengal Gram	RF		4	1436.51			
19	Raichur	Devdurga	RAMADURGA	GP	Bengal Gram	RF				Hobli Level	17	1212.08
20	Raichur	Devdurga	CHINCHODI	GP	Bengal Gram	RF				Hobli Level	10	1171.12
21	Raichur	Devdurga	JALAHALLI	GP	Bengal Gram	RF				Hobli Level	10	1171.12
22	Raichur	Devdurga	B. GANEKAL	GP	Bengal Gram	RF				Hobli Level	19	1298.93
23	Raichur	Devdurga	HIREBUDUR	GP	Bengal Gram	RF				Hobli Level	20	1241.05
24	Raichur	Devdurga	MALADKAL	GP	Bengal Gram	RF		4	904.86			
25	Raichur	Devdurga	KYADIGERA	GP	Bengal Gram	RF				Hobli Level	8	1292.92
26	Raichur	Devdurga	MUNDARGI	GP	Bengal Gram	RF				Hobli Level	10	1171.12
27	Raichur	Devdurga	ALKOD	GP	Bengal Gram	RF				Hobli Level	8	1292.92
28	Raichur	Devdurga	MALLEDEVARAGUDDA	GP	Bengal Gram	RF				Hobli Level	8	1292.92
29	Raichur	Devdurga	AMARAPUR	GP	Bengal Gram	RF				Hobli Level	10	1171.12
30	Raichur	Devdurga	GALAG	GP	Bengal Gram	RF				Hobli Level	10	1171.12
31	Raichur	Devdurga	SHAVANTAGERA	GP	Bengal Gram	RF				Hobli Level	9	1203.09

Government of Karnataka
Directorate of Economics and Statistics
GP Level Average Yield data for Rabi season 2017-18

S.N	District	Taluk	Insurance Unit (hobli/ GP)	GP/ HOBLI	Crop	IRR_RF	Area_S own_H a	No_CCEs_Conducted	Average Yield(Kg/Ha)	Name_Of_Higher_Level	No_cce Conducted_Higher	Higher Average Yield(Kg/Ha)
32	Raichur	Devdurga	BHUMANAGUNDA	GP	Bengal Gram	RF				Hobli Level	8	1292.92
33	Raichur	Devdurga	Devadurga (ULB)	GP	Bengal Gram	RF				Hobli Level	11	1316.96
34	Raichur	Devdurga	AREKERA	GP	Bengal Gram	RF				Hobli Level	8	1292.92
35	Raichur	Devdurga	KARIDIGUDDA	GP	Sorghum (Jowar/Great Millet)	RF		4	518.55			
36	Raichur	Devdurga	NAGADADINNI	GP	Sorghum (Jowar/Great Millet)	RF		4	1791.28			
37	Raichur	Devdurga	MUNDARGI	GP	Sorghum (Jowar/Great Millet)	RF				Hobli Level	11	1395.92
38	Raichur	Devdurga	MASARKAL	GP	Sorghum (Jowar/Great Millet)	RF		4	1504.18			
39	Raichur	Devdurga	GABBUR	GP	Sorghum (Jowar/Great Millet)	RF				Hobli Level	13	1831.34
40	Raichur	Devdurga	ALKOD	GP	Sorghum (Jowar/Great Millet)	RF				Hobli Level	19	2091.50
41	Raichur	Devdurga	KOPPAR	GP	Sorghum (Jowar/Great Millet)	RF		4	1408.83			
42	Raichur	Devdurga	RAMADURGA	GP	Sorghum (Jowar/Great Millet)	RF		4	1603.76			
43	Raichur	Devdurga	JAGIR JADALADINNI	GP	Sorghum (Jowar/Great Millet)	RF				Hobli Level	19	2091.50
44	Raichur	Devdurga	GALAG	GP	Sorghum (Jowar/Great Millet)	RF				Hobli Level	11	1395.92
45	Raichur	Devdurga	HEMNAL	GP	Sorghum (Jowar/Great Millet)	RF		4	1878.78			

Government of Karnataka
Directorate of Economics and Statistics
GP Level Average Yield data for Rabi season 2017-18

S.N	District	Taluk	Insurance Unit (hobli/ GP)	GP/HOBLI	Crop	IRR_Rf	Area_S own_H a	No_CCEs_Conducted	Average Yield(Kg/Ha)	Name_Of_Higher_Level	No_cce Conducted_Higher	Higher Average Yield(Kg/Ha)
46	Raichur	Devdurga	CHINCHODI	GP	Sorghum (Jowar/Great Millet)	RF				Hobli Level	11	1395.92
47	Raichur	Devdurga	AREKERA	GP	Sorghum (Jowar/Great Millet)	RF				Hobli Level	19	2091.50
48	Raichur	Devdurga	HIREBUDUR	GP	Sorghum (Jowar/Great Millet)	RF				Hobli Level	36	1747.05
49	Raichur	Devdurga	B. GANEKAL	GP	Sorghum (Jowar/Great Millet)	RF				Hobli Level	42	1963.24
50	Raichur	Devdurga	MALADKAL	GP	Sorghum (Jowar/Great Millet)	RF		4	2337.15			
51	Raichur	Devdurga	JALAHALLI	GP	Sorghum (Jowar/Great Millet)	RF				Hobli Level	11	1395.92
52	Raichur	Devdurga	MALLEDEVARAGUDD A	GP	Sorghum (Jowar/Great Millet)	RF		4	2403.51			
53	Raichur	Devdurga	SHAVANTAGERA	GP	Sorghum (Jowar/Great Millet)	RF				Hobli Level	13	1831.34
54	Raichur	Devdurga	BHUMANAGUNDA	GP	Sorghum (Jowar/Great Millet)	RF				Hobli Level	19	2091.50
55	Raichur	Devdurga	KYADIGERA	GP	Sorghum (Jowar/Great Millet)	RF		4	2595.79			
56	Raichur	Devdurga	HOSUR SIDDAPUR	GP	Sorghum (Jowar/Great Millet)	RF				Hobli Level	11	1395.92
57	Raichur	Devdurga	K. IRABGERA	GP	Sorghum (Jowar/Great Millet)	RF				Hobli Level	23	1578.47
58	Raichur	Devdurga	AMARAPUR	GP	Sorghum (Jowar/Great Millet)	RF				Hobli Level	11	1395.92
59	Raichur	Devdurga	SOMANAMARADI	GP	Sorghum (Jowar/Great Millet)	RF				Hobli Level	11	1395.92

Government of Karnataka
Directorate of Economics and Statistics
GP Level Average Yield data for Rabi season 2017-18

S.N	District	Taluk	Insurance Unit (hobli/ GP)	GP/HOBLI	Crop	IRR_RF	Area_S own_H a	No_CCEs_Conducted	Average Yield(Kg/Ha)	Name_Of_Higher_Level	No_cce_Conducted_Higher	Higher Average Yield(Kg/Ha)
60	Raichur	Devdurga	PALKANMARADI	GP	Sorghum (Jowar/Great Millet)	RF		4	1999.38			
61	Raichur	Devdurga	GUGAL	GP	Sorghum (Jowar/Great Millet)	RF				Hobli Level	36	1759.09
62	Raichur	Devdurga	DONDAMBLI	GP	Sorghum (Jowar/Great Millet)	RF		4	1702.66			
63	Raichur	Devdurga	JERABANDI	GP	Sorghum (Jowar/Great Millet)	RF		4	888.66			
64	Raichur	Devdurga	KOTHDODDI	GP	Sorghum (Jowar/Great Millet)	RF		4	1449.43			
65	Raichur	Devdurga	GANADHAL	GP	Sorghum (Jowar/Great Millet)	RF				Hobli Level	11	1395.92
66	Raichur	Devdurga	MUSTUR	GP	Sorghum (Jowar/Great Millet)	RF				Hobli Level	32	2065.49
67	Raichur	Devdurga	KAREGUDDA	GP	Sorghum (Jowar/Great Millet)	RF				Hobli Level	23	1578.47
68	Raichur	Devdurga	Devadurga (ULB)	GP	Sorghum (Jowar/Great Millet)	RF		4	1769.67			
69	Raichur	Lingasugur	KACHAPUR	GP	Bengal Gram	RF		4	659.74			
70	Raichur	Lingasugur	SARJAPUR	GP	Bengal Gram	RF		4	673.54			
71	Raichur	Lingasugur	KHAIRAWADGI	GP	Bengal Gram	RF		4	403.57			
72	Raichur	Lingasugur	HUTTI	GP	Bengal Gram	RF		4	637.99			
73	Raichur	Lingasugur	HUNOOR	GP	Bengal Gram	RF				Hobli Level	35	715.11
74	Raichur	Lingasugur	MEDAKINAL	GP	Bengal Gram	RF		4	651.46			
75	Raichur	Lingasugur	MARALDINNI	GP	Bengal Gram	RF		4	30.36			

Government of Karnataka
Directorate of Economics and Statistics
GP Level Average Yield data for Rabi season 2017-18

S.N	District	Taluk	Insurance Unit (hobli/ GP)	GP/ HOBLI	Crop	IRR_RF	Area_S own_H a	No_CCEs_Conducted	Average Yield(Kg/Ha)	Name_Of_Higher_Level	No_cce_Conducted_Higher	Higher Average Yield(Kg/Ha)
76	Raichur	Lingasugur	GURGUNTA	GP	Bengal Gram	RF		4	607.29			
77	Raichur	Lingasugur	ROUDALABANDA	GP	Bengal Gram	RF		4	1076.56			
78	Raichur	Lingasugur	DEVARBHOOPUR	GP	Bengal Gram	RF				Hobli Level	38	906.58
79	Raichur	Lingasugur	MAVINABHAVI	GP	Bengal Gram	RF		4	712.19			
80	Raichur	Lingasugur	GOUDOOR	GP	Bengal Gram	RF		4	623.85			
81	Raichur	Lingasugur	KALAPUR	GP	Bengal Gram	RF		4	557.60			
82	Raichur	Lingasugur	Mudgal(ULB)	GP	Bengal Gram	RF		4	336.77			
83	Raichur	Lingasugur	TALEKHANA	GP	Bengal Gram	RF		4	629.37			
84	Raichur	Lingasugur	PAIDODDI	GP	Bengal Gram	RF				Hobli Level	38	906.58
85	Raichur	Lingasugur	CHITTAPURA	GP	Bengal Gram	RF		4	585.21			
86	Raichur	Lingasugur	MATTUR	GP	Bengal Gram	RF		4	648.70			
87	Raichur	Lingasugur	ADAVIBHAVI (MASKI)	GP	Bengal Gram	RF		4	563.12			
88	Raichur	Lingasugur	ANWARI	GP	Bengal Gram	RF		4	673.26			
89	Raichur	Lingasugur	UPPARNANDIHAL	GP	Bengal Gram	RF		4	671.77			
90	Raichur	Lingasugur	ANEHOSUR	GP	Bengal Gram	RF		4	669.40			
91	Raichur	Lingasugur	SANTHEKELLUR	GP	Bengal Gram	RF		4	554.84			

Government of Karnataka
Directorate of Economics and Statistics
GP Level Average Yield data for Rabi season 2017-18

S.N	District	Taluk	Insurance Unit (hobli/ GP)	GP/ HOBLI	Crop	IRR_RF	Area_S own_H a	No_CCEs_Conducted	Average Yield(Kg/Ha)	Name_Of_Higher_Level	No_cce Conducted_Higher	Higher Average Yield(Kg/Ha)
92	Raichur	Lingasugur	NARAKALADINNI	GP	Bengal Gram	RF				Hobli Level	75	765.20
93	Raichur	Lingasugur	ANKUSHADODDI	GP	Bengal Gram	RF		4	563.12			
94	Raichur	Lingasugur	GUNTGOL	GP	Bengal Gram	RF		4	1400.57			
95	Raichur	Lingasugur	HALKAVATAGI	GP	Bengal Gram	RF		4	1071.04			
96	Raichur	Lingasugur	HONNALLI	GP	Bengal Gram	RF		4	847.72			
97	Raichur	Lingasugur	RODALBANDA U.K.P.	GP	Bengal Gram	RF		4	645.94			
98	Raichur	Lingasugur	NAGARAHAL	GP	Bengal Gram	RF		4	772.91			
99	Raichur	Lingasugur	BANNIGOL	GP	Bengal Gram	RF		4	634.89			
100	Raichur	Lingasugur	Maski(ULB)	GP	Bengal Gram	RF		4	579.69			
101	Raichur	Lingasugur	NAGALAPUR	GP	Bengal Gram	RF				Hobli Level	35	715.11
102	Raichur	Lingasugur	NEERALAKERA	GP	Bengal Gram	RF		4	949.58			
103	Raichur	Lingasugur	KANNAL	GP	Bengal Gram	RF		4	304.48			
104	Raichur	Lingasugur	EACHNAL	GP	Bengal Gram	RF		4	1639.46			
105	Raichur	Lingasugur	AMDIHAL	GP	Bengal Gram	RF		4	692.86			
106	Raichur	Lingasugur	KOTA	GP	Bengal Gram	RF		4	979.39			
107	Raichur	Lingasugur	GOREBAL	GP	Bengal Gram	RF		4	1394.92			

Government of Karnataka
Directorate of Economics and Statistics
GP Level Average Yield data for Rabi season 2017-18

S.N	District	Taluk	Insurance Unit (hobli/ GP)	GP/ HOBLI	Crop	IRR_RF	Area_S own_H a	No_CCEs_Conducted	Average Yield(Kg/Ha)	Name_Of_Higher_Level	No_cce_Conducted_Higher	Higher Average Yield(Kg/Ha)
108	Raichur	Lingasugur	GEJJELGATTA	GP	Bengal Gram	RF		4	961.72			
109	Raichur	Lingasugur	BAYYAPUR	GP	Bengal Gram	RF		4	1325.55			
110	Raichur	Lingasugur	SARJAPUR	GP	Sorghum (Jowar/Great Millet)	RF		4	1459.12			
111	Raichur	Lingasugur	PAIDODDI	GP	Sorghum (Jowar/Great Millet)	RF				Hobli Level	44	1168.22
112	Raichur	Lingasugur	Maski(ULB)	GP	Sorghum (Jowar/Great Millet)	RF		4	1161.34			
113	Raichur	Lingasugur	CHITTAPURA	GP	Sorghum (Jowar/Great Millet)	RF		4	1033.58			
114	Raichur	Lingasugur	MEDAKINAL	GP	Sorghum (Jowar/Great Millet)	RF		4	1067.76			
115	Raichur	Lingasugur	HUNOOR	GP	Sorghum (Jowar/Great Millet)	RF		4	1257.06			
116	Raichur	Lingasugur	ADAVIBHAVI (MASKI)	GP	Sorghum (Jowar/Great Millet)	RF		4	2067.16			
117	Raichur	Lingasugur	GURGUNTA	GP	Sorghum (Jowar/Great Millet)	RF		4	901.85			
118	Raichur	Lingasugur	UPPARNANDIHAL	GP	Sorghum (Jowar/Great Millet)	RF		4	1509.33			
119	Raichur	Lingasugur	Mudgal(ULB)	GP	Sorghum (Jowar/Great Millet)	RF		4	1106.04			
120	Raichur	Lingasugur	ROUDALABANDA	GP	Sorghum (Jowar/Great Millet)	RF		4	1895.16			
121	Raichur	Lingasugur	ANEHOSUR	GP	Sorghum (Jowar/Great Millet)	RF		4	1536.33			

Government of Karnataka
Directorate of Economics and Statistics
GP Level Average Yield data for Rabi season 2017-18

S.N	District	Taluk	Insurance Unit (hobli/ GP)	GP/ HOBLI	Crop	IRR_RF	Area_S own_H a	No_CCEs_Conducted	Average Yield(Kg/Ha)	Name_Of_Higher_Level	No_cce_Conducted_Higher	Higher Average Yield(Kg/Ha)
122	Raichur	Lingasugur	MAVINABHAVI	GP	Sorghum (Jowar/Great Millet)	RF		4	735.94			
123	Raichur	Lingasugur	DEVARBHOOPUR	GP	Sorghum (Jowar/Great Millet)	RF		4	1426.39			
124	Raichur	Lingasugur	KACHAPUR	GP	Sorghum (Jowar/Great Millet)	RF		4	1480.39			
125	Raichur	Lingasugur	TALEKHANA	GP	Sorghum (Jowar/Great Millet)	RF		4	527.79			
126	Raichur	Lingasugur	HUTTI	GP	Sorghum (Jowar/Great Millet)	RF		4	561.74			
127	Raichur	Lingasugur	NARAKALADINNI	GP	Sorghum (Jowar/Great Millet)	RF		4	1408.07			
128	Raichur	Lingasugur	MATTUR	GP	Sorghum (Jowar/Great Millet)	RF				Hobli Level	36	1160.54
129	Raichur	Lingasugur	HALKAVATAGI	GP	Sorghum (Jowar/Great Millet)	RF		4	2248.24			
130	Raichur	Lingasugur	HONNALLI	GP	Sorghum (Jowar/Great Millet)	RF		4	895.47			
131	Raichur	Lingasugur	ANWARI	GP	Sorghum (Jowar/Great Millet)	RF		4	1935.21			
132	Raichur	Lingasugur	MARALDINNI	GP	Sorghum (Jowar/Great Millet)	RF		4	32.34			
133	Raichur	Lingasugur	GOUDOOR	GP	Sorghum (Jowar/Great Millet)	RF		4	1429.35			
134	Raichur	Lingasugur	KALAPUR	GP	Sorghum (Jowar/Great Millet)	RF		4	445.61			
135	Raichur	Lingasugur	RODALBANDA U.K.P.	GP	Sorghum (Jowar/Great Millet)	RF		4	923.62			

(2)

Government of Karnataka
Directorate of Economics and Statistics
GP Level Average Yield data for Rabi season 2017-18

S.N	District	Taluk	Insurance Unit (hobli/ GP)	GP/HOBLI	Crop	IRR_RF	Area_S own_H a	No_CCEs_Conducted	Average Yield(Kg/Ha)	Name_Of_Higher_Level	No_cce_Conducted_Higher	Higher Average Yield(Kg/Ha)
136	Raichur	Lingasugur	BANNIGOL	GP	Sorghum (Jowar/Great Millet)	RF				Hobli Level	41	1174.08
137	Raichur	Lingasugur	NAGARAHAL	GP	Sorghum (Jowar/Great Millet)	RF		4	615.75			
138	Raichur	Lingasugur	NAGALAPUR	GP	Sorghum (Jowar/Great Millet)	RF		4	516.10			
139	Raichur	Lingasugur	AMDIHAL	GP	Sorghum (Jowar/Great Millet)	RF		4	1361.28			
140	Raichur	Lingasugur	ANKUSHADODDI	GP	Sorghum (Jowar/Great Millet)	RF		4	1999.38			
141	Raichur	Lingasugur	GUNTGOL	GP	Sorghum (Jowar/Great Millet)	RF		4	264.13			
142	Raichur	Lingasugur	EACHNAL	GP	Sorghum (Jowar/Great Millet)	RF		4	1619.96			
143	Raichur	Lingasugur	GOREBAL	GP	Sorghum (Jowar/Great Millet)	RF		4	604.49			
144	Raichur	Lingasugur	GEJJELGATTA	GP	Sorghum (Jowar/Great Millet)	RF		4	1139.33			
145	Raichur	Lingasugur	SANTHEKELLUR	GP	Sorghum (Jowar/Great Millet)	RF		4	1198.35			
146	Raichur	Lingasugur	BAYYAPUR	GP	Sorghum (Jowar/Great Millet)	RF				Hobli Level	41	1174.08
147	Raichur	Lingasugur	KHAIRAWADGI	GP	Sorghum (Jowar/Great Millet)	RF		4	855.05			
148	Raichur	Lingasugur	KANNAL	GP	Sorghum (Jowar/Great Millet)	RF		4	341.17			
149	Raichur	Lingasugur	NEERALAKERA	GP	Sorghum (Jowar/Great Millet)	RF		4	927.37			

Government of Karnataka
Directorate of Economics and Statistics
GP Level Average Yield data for Rabi season 2017-18

S.N	District	Taluk	Insurance Unit (hobli/ GP)	GP/HOBLI	Crop	IRR_RF	Area_S own_H a	No_CCEs_Conducted	Average Yield(Kg/Ha)	Name_Of_Higher_Level	No_cce Conducted_Higher	Higher Average Yield(Kg/Ha)
150	Raichur	Lingasugur	KOTA	GP	Sorghum (Jowar/Great Millet)	RF		4	1871.76			
151	Raichur	Manvi	CHIKKAKOTNIKAL	GP	Bengal Gram	RF		4	772.53			
152	Raichur	Manvi	HIRE KOTNIKAL	GP	Bengal Gram	RF		4	532.76			
153	Raichur	Manvi	CHAGABHAVI	GP	Bengal Gram	RF				Hobli Level	14	1165.90
154	Raichur	Manvi	KAPPAGAL	GP	Bengal Gram	RF		4	719.64			
155	Raichur	Manvi	HIRE HANAGI	GP	Bengal Gram	RF		4	414.06			
156	Raichur	Manvi	BAYAGWAT	GP	Bengal Gram	RF		4	1886.73			
157	Raichur	Manvi	GORKAL	GP	Bengal Gram	RF		4	536.07			
158	Raichur	Manvi	KURDI	GP	Bengal Gram	RF				Hobli Level	15	940.19
159	Raichur	Manvi	SUNKESHWAR	GP	Bengal Gram	RF		4	1131.88			
160	Raichur	Manvi	MADAGIRI	GP	Bengal Gram	RF		4	998.16			
161	Raichur	Manvi	KALLUR	GP	Bengal Gram	RF		4	2191.76			
162	Raichur	Manvi	SADAPUR	GP	Bengal Gram	RF				Hobli Level	24	979.35
163	Raichur	Manvi	BALLATAGI	GP	Bengal Gram	RF				Hobli Level	21	1065.28
164	Raichur	Manvi	GANA DINNY	GP	Bengal Gram	RF				Hobli Level	26	1395.36
165	Raichur	Manvi	HEERA	GP	Bengal Gram	RF		4	1108.08			

21

Government of Karnataka
Directorate of Economics and Statistics
GP Level Average Yield data for Rabi season 2017-18

S.N	District	Taluk	Insurance Unit (hobli/ GP)	GP/ HOBLI	Crop	IRR_RF	Area_S own_H a	No_CCEs_Conducted	Average Yield(Kg/Ha)	Name_Of Higher_Level	No_cce Conducted_Higher	Higher Average Yield(Kg/Ha)
166	Raichur	Manvi	K. GUDADINNY	GP	Bengal Gram	RF		4	2214.40			
167	Raichur	Manvi	BAGALAWAD	GP	Bengal Gram	RF				Hobli Level	11	1616.45
168	Raichur	Manvi	HARVI	GP	Bengal Gram	RF				Hobli Level	12	1510.09
169	Raichur	Manvi	ATNOOR	GP	Bengal Gram	RF				Hobli Level	14	1165.90
170	Raichur	Manvi	JANEKAL	GP	Bengal Gram	RF				Hobli Level	25	1359.50
171	Raichur	Manvi	NAKKUNDI	GP	Bengal Gram	RF		4	556.28			
172	Raichur	Manvi	POTNAL	GP	Bengal Gram	RF				Hobli Level	14	1102.55
173	Raichur	Manvi	VATAGAL	GP	Bengal Gram	RF		4	1766.66			
174	Raichur	Manvi	NAVALKAL	GP	Bengal Gram	RF		4	2150.36			
175	Raichur	Manvi	AMEENGADA	GP	Bengal Gram	RF				Hobli Level	11	999.16
176	Raichur	Manvi	TORAN DINNY	GP	Bengal Gram	RF				Hobli Level	8	1254.05
177	Raichur	Manvi	CHINCHARAKI	GP	Bengal Gram	RF				Hobli Level	10	514.12
178	Raichur	Manvi	Kavithala(ULB)	GP	Bengal Gram	RF		4	483.07			
179	Raichur	Manvi	MALLAT	GP	Bengal Gram	RF				Hobli Level	11	1616.45
180	Raichur	Manvi	PAMANA KALLUR	GP	Bengal Gram	RF		4	528.34			
181	Raichur	Manvi	AROLI	GP	Bengal Gram	RF		4	933.02			

Government of Karnataka
Directorate of Economics and Statistics
GP Level Average Yield data for Rabi season 2017-18

S.N	District	Taluk	Insurance Unit (hobli/ GP)	GP/HOBLI	Crop	IRR_RF	Area_S own_H a	No_CCEs_Conducted	Average Yield(Kg/Ha)	Name_Of_Higher_Level	No_cce Conducted_Higher	Higher Average Yield(Kg/Ha)
182	Raichur	Manvi	MALLADAGUDDA	GP	Bengal Gram	RF		4	1856.65			
183	Raichur	Manvi	Siravara(ULB)	GP	Bengal Gram	RF		4	1095.88			
184	Raichur	Manvi	NEER MANVI	GP	Bengal Gram	RF				Hobli Level	12	1510.09
185	Raichur	Manvi	MADLAPUR	GP	Bengal Gram	RF				Hobli Level	9	1175.15
186	Raichur	Manvi	SANGAPURA	GP	Bengal Gram	RF				Hobli Level	26	1424.04
187	Raichur	Manvi	UTAKANOOR	GP	Bengal Gram	RF		4	1105.54			
188	Raichur	Manvi	BHOGAVATI	GP	Bengal Gram	RF		4	1319.47			
189	Raichur	Manvi	HALAPURA	GP	Bengal Gram	RF		4	651.46			
190	Raichur	Manvi	Siravara(ULB)	GP	Sorghum (Jowar/Great Millet)	RF		4	1297.47			
191	Raichur	Manvi	NEER MANVI	GP	Sorghum (Jowar/Great Millet)	RF		4	914.83			
192	Raichur	Manvi	KURDI	GP	Sorghum (Jowar/Great Millet)	RF		4	786.99			
193	Raichur	Manvi	HEERA	GP	Sorghum (Jowar/Great Millet)	RF		4	693.35			
194	Raichur	Manvi	GANA DINNY	GP	Sorghum (Jowar/Great Millet)	RF				Hobli Level	26	1264.07
195	Raichur	Manvi	UTAKANOOR	GP	Sorghum (Jowar/Great Millet)	RF				Hobli Level	20	1533.18
196	Raichur	Manvi	HARVI	GP	Sorghum (Jowar/Great Millet)	RF				Hobli Level	15	1280.40

9

Government of Karnataka
Directorate of Economics and Statistics
GP Level Average Yield data for Rabi season 2017-18

S.N	District	Taluk	Insurance Unit (hobli/ GP)	GP/HOBLI	Crop	IRR_RF	Area_S own_H a	No_CCEs_Conducted	Average Yield(Kg/Ha)	Name_Of_Higher_Level	No_cce_Conducted_Higher	Higher Average Yield(Kg/Ha)
197	Raichur	Manvi	HIRE HANAGI	GP	Sorghum (Jowar/Great Millet)	RF		4	474.11			
198	Raichur	Manvi	KALLUR	GP	Sorghum (Jowar/Great Millet)	RF		4	1846.24			
199	Raichur	Manvi	ATNOOR	GP	Sorghum (Jowar/Great Millet)	RF				Hobli Level	11	1231.42
200	Raichur	Manvi	VATAGAL	GP	Sorghum (Jowar/Great Millet)	RF				Hobli Level	11	1008.74
201	Raichur	Manvi	AMEENGADA	GP	Sorghum (Jowar/Great Millet)	RF		4	621.51			
202	Raichur	Manvi	BALLATAGI	GP	Sorghum (Jowar/Great Millet)	RF				Hobli Level	18	915.60
203	Raichur	Manvi	K. GUDADINNY	GP	Sorghum (Jowar/Great Millet)	RF				Hobli Level	11	1231.42
204	Raichur	Manvi	BAGALAWAD	GP	Sorghum (Jowar/Great Millet)	RF				Hobli Level	8	1295.80
205	Raichur	Manvi	JANEKAL	GP	Sorghum (Jowar/Great Millet)	RF				Hobli Level	18	1445.96
206	Raichur	Manvi	NAKKUNDI	GP	Sorghum (Jowar/Great Millet)	RF		4	710.66			
207	Raichur	Manvi	SUNKESHWAR	GP	Sorghum (Jowar/Great Millet)	RF		4	823.79			
208	Raichur	Manvi	MADAGIRI	GP	Sorghum (Jowar/Great Millet)	RF				Hobli Level	26	1247.75
209	Raichur	Manvi	NAVALKAL	GP	Sorghum (Jowar/Great Millet)	RF				Hobli Level	8	1295.80
210	Raichur	Manvi	SADAPUR	GP	Sorghum (Jowar/Great Millet)	RF		4	2249.68			

Government of Karnataka
Directorate of Economics and Statistics
GP Level Average Yield data for Rabi season 2017-18

S.N	District	Taluk	Insurance Unit (hobli/ GP)	GP/ HOBLI	Crop	IRR_RF	Area_S own_H a	No_CCEs_Conducted	Average Yield(Kg/Ha)	Name_Of_Higher_Level	No_cce Conducted_Higher	Higher Average Yield(Kg/Ha)
211	Raichur	Manvi	TORAN DINNY	GP	Sorghum (Jowar/Great Millet)	RF				Hobli Level	10	1155.57
212	Raichur	Manvi	CHINCHARAKI	GP	Sorghum (Jowar/Great Millet)	RF				Hobli Level	10	535.41
213	Raichur	Manvi	BHOGAVATI	GP	Sorghum (Jowar/Great Millet)	RF		4	1363.44			
214	Raichur	Manvi	MALLAT	GP	Sorghum (Jowar/Great Millet)	RF				Hobli Level	8	1295.80
215	Raichur	Manvi	AROLI	GP	Sorghum (Jowar/Great Millet)	RF		4	1029.47			
216	Raichur	Manvi	MALLADAGUDDA	GP	Sorghum (Jowar/Great Millet)	RF		4	1211.70			
217	Raichur	Manvi	SANGAPURA	GP	Sorghum (Jowar/Great Millet)	RF		4	2576.02			
218	Raichur	Manvi	POTNAL	GP	Sorghum (Jowar/Great Millet)	RF				Hobli Level	10	1596.11
219	Raichur	Manvi	MADLAPUR	GP	Sorghum (Jowar/Great Millet)	RF		4	1684.51			
220	Raichur	Manvi	CHIKKAKOTNIKAL	GP	Sorghum (Jowar/Great Millet)	RF				Hobli Level	21	1423.30
221	Raichur	Manvi	Kavithala(ULB)	GP	Sorghum (Jowar/Great Millet)	RF		4	480.70			
222	Raichur	Manvi	HIRE KOTNIKAL	GP	Sorghum (Jowar/Great Millet)	RF				Hobli Level	10	1596.11
223	Raichur	Manvi	CHAGABHAVI	GP	Sorghum (Jowar/Great Millet)	RF				Hobli Level	11	1231.42
224	Raichur	Manvi	HALAPURA	GP	Sorghum (Jowar/Great Millet)	RF		4	863.56			

Government of Karnataka
Directorate of Economics and Statistics
GP Level Average Yield data for Rabi season 2017-18

S.N	District	Taluk	Insurance Unit (hobli/ GP)	GP/ HOBLI	Crop	IRR_RF	Area_S own_H a	No_CCEs_Conducted	Average Yield(Kg/Ha)	Name_Of_Higher_Level	No_cce Conducted_Higher	Higher Average Yield(Kg/Ha)
225	Raichur	Manvi	KAPPAGAL	GP	Sorghum (Jowar/Great Millet)	RF		4	511.84			
226	Raichur	Manvi	PAMANA KALLUR	GP	Sorghum (Jowar/Great Millet)	RF		4	1072.01			
227	Raichur	Manvi	BAYAGWAT	GP	Sorghum (Jowar/Great Millet)	RF				Hobli Level	10	1596.11
228	Raichur	Manvi	GORKAL	GP	Sorghum (Jowar/Great Millet)	RF		4	598.15			
229	Raichur	Raichur	MARCHATAL	GP	Bengal Gram	RF				Hobli Level	33	1014.67
230	Raichur	Raichur	BIJANGERA	GP	Bengal Gram	RF				Hobli Level	4	1287.17
231	Raichur	Raichur	YADLAPUR	GP	Bengal Gram	RF				Hobli Level	19	1299.33
232	Raichur	Raichur	CHANDRABANDA	GP	Bengal Gram	RF				Hobli Level	4	1435.41
233	Raichur	Raichur	IDAPANUR	GP	Bengal Gram	RF		4	552.08			
234	Raichur	Raichur	GILLESUGUR	GP	Bengal Gram	RF		4	596.52			
235	Raichur	Raichur	KAMALAPUR	GP	Bengal Gram	RF		4	957.86			
236	Raichur	Raichur	L.K. DODDI	GP	Bengal Gram	RF				Hobli Level	11	994.65
237	Raichur	Raichur	BICHALI	GP	Bengal Gram	RF		4	837.51			
238	Raichur	Raichur	SINGANODI	GP	Bengal Gram	RF				Hobli Level	8	1398.35
239	Raichur	Raichur	MATMARI	GP	Bengal Gram	RF		4	828.12			
240	Raichur	Raichur	KALMALA	GP	Bengal Gram	RF		4	960.62			

Government of Karnataka
Directorate of Economics and Statistics
GP Level Average Yield data for Rabi season 2017-18

S.N	District	Taluk	Insurance Unit (hobli/ GP)	GP/ HOBLI	Crop	IRR_RF	Area_S own_H a	No_CCEs_Conducted	Average Yield(Kg/Ha)	Name_Of_Higher_Level	No_cce Conducted_Higher	Higher Average Yield(Kg/Ha)
241	Raichur	Raichur	BAYIDODDI	GP	Bengal Gram	RF				Hobli Level	8	1308.35
242	Raichur	Raichur	TALAMARI	GP	Bengal Gram	RF		4	1300.15			
243	Raichur	Raichur	Raichur (ULB)	GP	Bengal Gram	RF		4	1287.17			
244	Raichur	Raichur	GANADHAL	GP	Bengal Gram	RF		4	607.45			
245	Raichur	Raichur	MITTIMALKAPUR	GP	Bengal Gram	RF				Hobli Level	4	1287.17
246	Raichur	Raichur	JAGERKAL	GP	Bengal Gram	RF				Hobli Level	62	1216.89
247	Raichur	Raichur	MAMDAPUR	GP	Bengal Gram	RF		4	706.66			
248	Raichur	Raichur	GUNJAHALLI	GP	Bengal Gram	RF		4	1111.78			
249	Raichur	Raichur	SAGAMKUNTA	GP	Bengal Gram	RF				Hobli Level	8	1350.11
250	Raichur	Raichur	YERGERA	GP	Bengal Gram	RF				Hobli Level	11	994.65
251	Raichur	Raichur	SHAKAWADI	GP	Bengal Gram	RF		4	1435.41			
252	Raichur	Raichur	JAMBALDINNI	GP	Bengal Gram	RF				Hobli Level	11	994.65
253	Raichur	Raichur	DEVASUGUR	GP	Bengal Gram	RF		4	1375.23			
254	Raichur	Raichur	YAPALDINNI	GP	Bengal Gram	RF				Hobli Level	4	1435.41
255	Raichur	Raichur	UDAMAGAL	GP	Bengal Gram	RF		4	560.64			

Government of Karnataka
Directorate of Economics and Statistics
GP Level Average Yield data for Rabi season 2017-18

S.N	District	Taluk	Insurance Unit (hobli/ GP)	GP/ HOBLI	Crop	IRR_Rf	Area_S own_H a	No_CCEs_Conducted	Average Yield(Kg/Ha)	Name_Of_Higher_Level	No_cce Conducted_Higher	Higher Average Yield(Kg/Ha)
256	Raichur	Raichur	MANSLAPUR	GP	Bengal Gram	RF		4	1260.78			
257	Raichur	Raichur	ATKOOR	GP	Bengal Gram	RF				Hobli Level	4	1435.41
258	Raichur	Raichur	NADIGADDI MALKAPURA	GP	Bengal Gram	RF		4	1769.42			
259	Raichur	Raichur	POORTHIPLI	GP	Bengal Gram	RF				Hobli Level	43	968.16
260	Raichur	Raichur	CHIKKASUGUR	GP	Bengal Gram	RF		4	908.72			
261	Raichur	Raichur	HEERAPURA	GP	Bengal Gram	RF				Hobli Level	32	915.18
262	Raichur	Raichur	KADLUR	GP	Bengal Gram	RF		4	1324.99			
263	Raichur	Raichur	JAGIR VENKATAPUR	GP	Bengal Gram	RF		4	1628.64			
264	Raichur	Raichur	Raichur (ULB)	GP	Sorghum (Jowar/Great Millet)	RF		4	1838.37			
265	Raichur	Raichur	GANADHAL	GP	Sorghum (Jowar/Great Millet)	RF		4	1099.86			
266	Raichur	Raichur	L.K. DODDI	GP	Sorghum (Jowar/Great Millet)	RF				Hobli Level	13	844.42
267	Raichur	Raichur	MITTIMALKAPUR	GP	Sorghum (Jowar/Great Millet)	RF				Hobli Level	6	1850.12
268	Raichur	Raichur	GILLESUGUR	GP	Sorghum (Jowar/Great Millet)	RF		4	527.92			
269	Raichur	Raichur	BAYIDODDI	GP	Sorghum (Jowar/Great Millet)	RF				Hobli Level	14	1668.88

Government of Karnataka
Directorate of Economics and Statistics
GP Level Average Yield data for Rabi season 2017-18

S.N	District	Taluk	Insurance Unit (hobli/ GP)	GP/ HOBLI	Crop	IRR_RF	Area_S own_H a	No_CCEs_Conducted	Average Yield(Kg/Ha)	Name_Of_Higher_Level	No_cce Conducted_Higher	Higher Average Yield(Kg/Ha)
270	Raichur	Raichur	TALAMARI	GP	Sorghum (Jowar/Great Millet)	RF				Hobli Level	29	826.91
271	Raichur	Raichur	MARCHATAL	GP	Sorghum (Jowar/Great Millet)	RF				Hobli Level	28	972.46
272	Raichur	Raichur	BIJANGERA	GP	Sorghum (Jowar/Great Millet)	RF				Hobli Level	6	1850.12
273	Raichur	Raichur	YADLAPUR	GP	Sorghum (Jowar/Great Millet)	RF				Hobli Level	22	1093.18
274	Raichur	Raichur	CHANDRABANDA	GP	Sorghum (Jowar/Great Millet)	RF				Hobli Level	8	581.41
275	Raichur	Raichur	IDAPANUR	GP	Sorghum (Jowar/Great Millet)	RF		4	510.78			
276	Raichur	Raichur	KALMALA	GP	Sorghum (Jowar/Great Millet)	RF		4	481.16			
277	Raichur	Raichur	KAMALAPUR	GP	Sorghum (Jowar/Great Millet)	RF		4	804.01			
278	Raichur	Raichur	MATMARI	GP	Sorghum (Jowar/Great Millet)	RF		4	910.36			
279	Raichur	Raichur	GUNJAHALLI	GP	Sorghum (Jowar/Great Millet)	RF				Hobli Level	42	835.67
280	Raichur	Raichur	BICHALI	GP	Sorghum (Jowar/Great Millet)	RF		4	813.79			
281	Raichur	Raichur	MAMDAPUR	GP	Sorghum (Jowar/Great Millet)	RF				Hobli Level	15	1100.50
282	Raichur	Raichur	SINGANODI	GP	Sorghum (Jowar/Great Millet)	RF				Hobli Level	14	898.59
283	Raichur	Raichur	YAPALDINNI	GP	Sorghum (Jowar/Great Millet)	RF		4	152.50			

Government of Karnataka
Directorate of Economics and Statistics
GP Level Average Yield data for Rabi season 2017-18

S.N	District	Taluk	Insurance Unit (hobli/ GP)	GP/ HOBLI	Crop	IRR_RF	Area_S own_H a	No_CCEs_Conducted	Average Yield(Kg/Ha)	Name_Of_Higher_Level	No_cce Conducted_Higher	Higher Average Yield(Kg/Ha)
284	Raichur	Raichur	YERGERA	GP	Sorghum (Jowar/Great Millet)	RF		4	1165.60			
285	Raichur	Raichur	ATKOOR	GP	Sorghum (Jowar/Great Millet)	RF				Hobli Level	8	581.41
286	Raichur	Raichur	JAGERKAL	GP	Sorghum (Jowar/Great Millet)	RF				Hobli Level	53	1087.64
287	Raichur	Raichur	POORTHIPLI	GP	Sorghum (Jowar/Great Millet)	RF				Hobli Level	42	838.59
288	Raichur	Raichur	SHAKAWADI	GP	Sorghum (Jowar/Great Millet)	RF		4	1010.33			
289	Raichur	Raichur	KADLUR	GP	Sorghum (Jowar/Great Millet)	RF		4	1769.67			
290	Raichur	Raichur	SAGAMKUNTA	GP	Sorghum (Jowar/Great Millet)	RF				Hobli Level	9	1134.64
291	Raichur	Raichur	JAMBALDINNI	GP	Sorghum (Jowar/Great Millet)	RF				Hobli Level	13	844.42
292	Raichur	Raichur	JAGIR VENKATAPUR	GP	Sorghum (Jowar/Great Millet)	RF		4	1446.36			
293	Raichur	Raichur	DEVASUGUR	GP	Sorghum (Jowar/Great Millet)	RF				Hobli Level	9	1134.64
294	Raichur	Raichur	UDAMAGAL	GP	Sorghum (Jowar/Great Millet)	RF		4	604.53			
295	Raichur	Raichur	NADIGADDI MALKAPURA	GP	Sorghum (Jowar/Great Millet)	RF		4	786.99			
296	Raichur	Raichur	MANSLAPUR	GP	Sorghum (Jowar/Great Millet)	RF				Hobli Level	15	1100.50
297	Raichur	Raichur	CHIKKASUGUR	GP	Sorghum (Jowar/Great Millet)	RF		4	1603.14			
298	Raichur	Raichur	HEERAPURA	GP	Sorghum (Jowar/Great Millet)	RF				Hobli Level	29	826.91
299	Raichur	Sindhanur	DHADESUGUR	GP	Bengal Gram	RF				Hobli Level	10	2198.79

Government of Karnataka
Directorate of Economics and Statistics
GP Level Average Yield data for Rabi season 2017-18

S.N	District	Taluk	Insurance Unit (hobli/ GP)	GP/HOBLI	Crop	IRR_RF	Area_S own_H a	No_CCEs_Conducted	Average Yield(Kg/Ha)	Name_Of_Higher_Level	No_cce Conducted_Higher	Higher Average Yield(Kg/Ha)
300	Raichur	Sindhanur	Balaganura(ULB)	GP	Bengal Gram	RF		4	1832.91			
301	Raichur	Sindhanur	BADARLI	GP	Bengal Gram	RF		4	1050.61			
302	Raichur	Sindhanur	ALABNUR	GP	Bengal Gram	RF		4	1542.18			
303	Raichur	Sindhanur	HOSALLI E.J.	GP	Bengal Gram	RF				Hobli Level	6	1362.64
304	Raichur	Sindhanur	KOLABAL	GP	Bengal Gram	RF				Hobli Level	3	2439.46
305	Raichur	Sindhanur	GONWAR	GP	Bengal Gram	RF				Hobli Level	3	1072.14
306	Raichur	Sindhanur	GOREBAL	GP	Bengal Gram	RF				Hobli Level	4	718.97
307	Raichur	Sindhanur	PAGADADINNI	GP	Bengal Gram	RF				Taluk Level	42	1193.50
308	Raichur	Sindhanur	Turvihal(ULB)	GP	Bengal Gram	RF				Hobli Level	6	761.87
309	Raichur	Sindhanur	TIDIGOL	GP	Bengal Gram	RF				Taluk Level	42	1193.50
310	Raichur	Sindhanur	CHENNALLI	GP	Bengal Gram	RF		4	718.97			
311	Raichur	Sindhanur	GUDADUR	GP	Bengal Gram	RF				Hobli Level	3	2439.46
312	Raichur	Sindhanur	JAWALAGERA	GP	Bengal Gram	RF		4	453.81			
313	Raichur	Sindhanur	GUNDA	GP	Bengal Gram	RF				Hobli Level	6	761.87
314	Raichur	Sindhanur	RAGALPARVI	GP	Bengal Gram	RF				Hobli Level	11	1116.99
315	Raichur	Sindhanur	UDABAL	GP	Bengal Gram	RF				Hobli Level	9	2208.69

Government of Karnataka
Directorate of Economics and Statistics
GP Level Average Yield data for Rabi season 2017-18

S.N	District	Taluk	Insurance Unit (hobli/ GP)	GP/HOBLI	Crop	IRR_RF	Area_S own_H a	No_CCEs Conducted	Average Yield(Kg/Ha)	Name_Of Higher_Level	No_cce Conducted_Higher	Higher Average Yield(Kg/Ha)
316	Raichur	Sindhanur	RAMATNAL	GP	Bengal Gram	RF		4	780.92			
317	Raichur	Sindhanur	DEVARAGUDI	GP	Bengal Gram	RF				Taluk Level	42	1193.50
318	Raichur	Sindhanur	BHOOTALDINNI	GP	Bengal Gram	RF				Taluk Level	42	1193.50
319	Raichur	Sindhanur	VIRUPAPUR	GP	Bengal Gram	RF				Taluk Level	42	1193.50
320	Raichur	Sindhanur	SALAGUNDA	GP	Bengal Gram	RF				Hobli Level	2	2649.98
321	Raichur	Sindhanur	MUKKUNDA	GP	Bengal Gram	RF				Hobli Level	4	833.64
322	Raichur	Sindhanur	KALMANGI	GP	Bengal Gram	RF				Hobli Level	6	761.87
323	Raichur	Sindhanur	MADASIRWAR	GP	Bengal Gram	RF				Hobli Level	10	1837.83
324	Raichur	Sindhanur	GOUDAN BHAVI	GP	Bengal Gram	RF				Hobli Level	12	1363.13
325	Raichur	Sindhanur	ROUDAKUNDA	GP	Bengal Gram	RF				Hobli Level	4	833.64
326	Raichur	Sindhanur	UMALUTI	GP	Bengal Gram	RF				Hobli Level	6	761.87
327	Raichur	Sindhanur	GUNJALLI	GP	Bengal Gram	RF				Taluk Level	42	1193.50
328	Raichur	Sindhanur	SOMLAPUR	GP	Bengal Gram	RF				Hobli Level	10	1713.14
329	Raichur	Sindhanur	BASSAPUR	GP	Bengal Gram	RF				Taluk Level	42	1193.50
330	Raichur	Sindhanur	BAPPUR	GP	Bengal Gram	RF				Hobli Level	9	2103.94
331	Raichur	Sindhanur	JALIHAL	GP	Bengal Gram	RF				Taluk Level	42	1193.50

Government of Karnataka
Directorate of Economics and Statistics
GP Level Average Yield data for Rabi season 2017-18


S.N	District	Taluk	Insurance Unit (hobli/ GP)	GP/ HOBLI	Crop	IRR_RF	Area_S own_H a	No_CCEs_Conducted	Average Yield(Kg/Ha)	Name_Of_Higher_Level	No_cce Conducted_Higher	Higher Average Yield(Kg/Ha)
332	Raichur	Sindhanur	Sindanoor (ULB)	GP	Bengal Gram	RF				Taluk Level	42	1193.50
333	Raichur	Sindhanur	GONWAR	GP	Sorghum (Jowar/Great Millet)	RF		4	2386.49			
334	Raichur	Sindhanur	Balaganura(ULB)	GP	Sorghum (Jowar/Great Millet)	RF		4	1297.47			
335	Raichur	Sindhanur	VALA BALLARY	GP	Sorghum (Jowar/Great Millet)	RF				Hobli Level	6	1724.25
336	Raichur	Sindhanur	GOREBAL	GP	Sorghum (Jowar/Great Millet)	RF				Hobli Level	4	2383.22
337	Raichur	Sindhanur	GUDADUR	GP	Sorghum (Jowar/Great Millet)	RF				Hobli Level	4	1163.04
338	Raichur	Sindhanur	ALABNUR	GP	Sorghum (Jowar/Great Millet)	RF		4	1341.07			
339	Raichur	Sindhanur	GUNDA	GP	Sorghum (Jowar/Great Millet)	RF				Hobli Level	5	1148.19
340	Raichur	Sindhanur	HOSALLI E.J	GP	Sorghum (Jowar/Great Millet)	RF				Hobli Level	5	2213.87
341	Raichur	Sindhanur	UDABAL	GP	Sorghum (Jowar/Great Millet)	RF		4	776.57			
342	Raichur	Sindhanur	DEVARAGUDI	GP	Sorghum (Jowar/Great Millet)	RF				Taluk Level	42	1642.11
343	Raichur	Sindhanur	TIDIGOL	GP	Sorghum (Jowar/Great Millet)	RF				Hobli Level	1	1026.06
344	Raichur	Sindhanur	Turvihal(ULB)	GP	Sorghum (Jowar/Great Millet)	RF		4	1178.72			
345	Raichur	Sindhanur	SALAGUNDA	GP	Sorghum (Jowar/Great Millet)	RF				Hobli Level	1	1875.16

Government of Karnataka
Directorate of Economics and Statistics
GP Level Average Yield data for Rabi season 2017-18

S.N	District	Taluk	Insurance Unit (hobli/ GP)	GP/ HOBLI	Crop	IRR RF	Area_S own_H a	No_CCEs_Conducted	Average Yield(Kg/Ha)	Name_Of Higher_Level	No_cce Conducted_Higher	Higher Average Yield(Kg/Ha)
346	Raichur	Sindhanur	JAWALAGERA	GP	Sorghum (Jowar/Great Millet)	RF				Hobli Level	1	2823.64
347	Raichur	Sindhanur	MADASIRWAR	GP	Sorghum (Jowar/Great Millet)	RF				Hobli Level	11	1737.25
348	Raichur	Sindhanur	HEDAGINALA	GP	Sorghum (Jowar/Great Millet)	RF				Hobli Level	6	1724.25
349	Raichur	Sindhanur	UMALUTI	GP	Sorghum (Jowar/Great Millet)	RF				Hobli Level	4	1178.72
350	Raichur	Sindhanur	SOMLAPUR	GP	Sorghum (Jowar/Great Millet)	RF				Hobli Level	5	2044.51
351	Raichur	Sindhanur	GOUDAN BHAVI	GP	Sorghum (Jowar/Great Millet)	RF				Hobli Level	7	1361.60
352	Raichur	Sindhanur	KOLABAL	GP	Sorghum (Jowar/Great Millet)	RF				Hobli Level	4	1163.04
353	Raichur	Sindhanur	BASSAPUR	GP	Sorghum (Jowar/Great Millet)	RF				Taluk Level	42	1642.11
354	Raichur	Sindhanur	RAGALPARVI	GP	Sorghum (Jowar/Great Millet)	RF				Hobli Level	15	2141.07
355	Raichur	Sindhanur	RAMATNAL	GP	Sorghum (Jowar/Great Millet)	RF				Hobli Level	12	2242.80
356	Raichur	Sindhanur	PAGADADINNI	GP	Sorghum (Jowar/Great Millet)	RF				Taluk Level	42	1642.11
357	Raichur	Sindhanur	BHOOTALDINNI	GP	Sorghum (Jowar/Great Millet)	RF				Taluk Level	42	1642.11
358	Raichur	Sindhanur	MUKKUNDA	GP	Sorghum (Jowar/Great Millet)	RF				Taluk Level	42	1642.11
359	Raichur	Sindhanur	JALIHAL	GP	Sorghum (Jowar/Great Millet)	RF				Taluk Level	42	1642.11

Government of Karnataka
Directorate of Economics and Statistics
GP Level Average Yield data for Rabi season 2017-18

S.N	District	Taluk	Insurance Unit (hobli/ GP)	GP/ HOBLI	Crop	IRR_RF	Area_S own_H a	No_CCEs_Conducted	Average Yield(Kg/Ha)	Name_Of_Higher_Level	No_cce Conducted_Higher	Higher Average Yield(Kg/Ha)
360	Raichur	Sindhanur	BAPPUR	GP	Sorghum (Jowar/Great Millet)	RF				Hobli Level	9	1126.14
361	Raichur	Sindhanur	VIRUPAPUR	GP	Sorghum (Jowar/Great Millet)	RF				Hobli Level	1	1026.06
362	Raichur	Sindhanur	CHENNALLI	GP	Sorghum (Jowar/Great Millet)	RF		4	2383.22			
363	Raichur	Sindhanur	ROUDAKUNDA	GP	Sorghum (Jowar/Great Millet)	RF				Taluk Level	42	1642.11
364	Raichur	Sindhanur	GUNJALLI	GP	Sorghum (Jowar/Great Millet)	RF				Hobli Level	1	1026.06
365	Raichur	Sindhanur	DHADESUGUR	GP	Sorghum (Jowar/Great Millet)	RF				Hobli Level	11	1798.55
366	Raichur	Sindhanur	BADARLI	GP	Sorghum (Jowar/Great Millet)	RF		4	2119.55			
367	Raichur	Sindhanur	KALMANGI	GP	Sorghum (Jowar/Great Millet)	RF				Hobli Level	4	1178.72
368	Raichur	Sindhanur	Sindanoor (ULB)	GP	Sorghum (Jowar/Great Millet)	RF				Taluk Level	42	1642.11


Joint Director
Crop insurance scheme Division
Directorate of Economics and Statistics



Government of Karnataka
Directorate of Economics and Statistics
GP Level Average Yield data for Rabi season 2017-18

S.N	District	Taluk	Insurance Unit (hobli/ GP)	GP/ HOBLI	Crop	IRR_RF	Area_S own_H a	No_CCEs_Conducted	Average Yield(Kg/Ha)	Name_Of_Higher_Level	No_cce Conducted_Higher	Higher Average Yield(Kg/Ha)
1	Ramanagara	Kanakpura	KALLAHALLI	GP	Horse Gram (kulthi/kultha)	RF				Hobli Level	22	456.42
2	Ramanagara	Kanakpura	HOSADURGA	GP	Horse Gram (kulthi/kultha)	RF		4	377.25			
3	Ramanagara	Kanakpura	CHEELURU	GP	Horse Gram (kulthi/kultha)	RF				Hobli Level	21	461.24
4	Ramanagara	Kanakpura	KAGGALAHALLI	GP	Horse Gram (kulthi/kultha)	RF				Taluk Level	107	370.88
5	Ramanagara	Kanakpura	THOKASANDRA	GP	Horse Gram (kulthi/kultha)	RF		4	1125.05			
6	Ramanagara	Kanakpura	HUNASANAHALI	GP	Horse Gram (kulthi/kultha)	RF		4	286.52			
7	Ramanagara	Kanakpura	THUNGANI	GP	Horse Gram (kulthi/kultha)	RF		4	458.68			
8	Ramanagara	Kanakpura	ARAKERE	GP	Horse Gram (kulthi/kultha)	RF		4	372.47			
9	Ramanagara	Kanakpura	DODDAMUDAWADI	GP	Horse Gram (kulthi/kultha)	RF				Taluk Level	107	370.88
10	Ramanagara	Kanakpura	UYYAMBALLI	GP	Horse Gram (kulthi/kultha)	RF		4	429.77			
11	Ramanagara	Kanakpura	HERINDYAPANAHALLI	GP	Horse Gram (kulthi/kultha)	RF				Hobli Level	22	305.62
12	Ramanagara	Kanakpura	SATHANURU	GP	Horse Gram (kulthi/kultha)	RF		4	577.81			
13	Ramanagara	Kanakpura	BANAVASI	GP	Horse Gram (kulthi/kultha)	RF		4	401.12			
14	Ramanagara	Kanakpura	MULLAHALLI	GP	Horse Gram (kulthi/kultha)	RF		4	436.14			

Government of Karnataka
Directorate of Economics and Statistics
GP Level Average Yield data for Rabi season 2017-18

S.N	District	Taluk	Insurance Unit (hobli/ GP)	GP/ HOBLI	Crop	IRR_RF	Area_S own_H a	No_CCEs_Conducted	Average Yield(Kg/Ha)	Name_Of_Higher_Level	No_cce Conducted_Higher	Higher Average Yield(Kg/Ha)
15	Ramanagara	Kanakpura	HUKUNDHA	GP	Horse Gram (kulthi/kultha)	RF				Hobli Level	42	348.27
16	Ramanagara	Kanakpura	SHIVANAHALLI	GP	Horse Gram (kulthi/kultha)	RF				Hobli Level	22	456.42
17	Ramanagara	Kanakpura	DODDAMARALAWADI	GP	Horse Gram (kulthi/kultha)	RF				Hobli Level	21	461.24
18	Ramanagara	Kanakpura	HALLIMARANAHALLI	GP	Horse Gram (kulthi/kultha)	RF		4	291.29			
19	Ramanagara	Kanakpura	KOTTAGALU	GP	Horse Gram (kulthi/kultha)	RF				Taluk Level	107	370.88
20	Ramanagara	Kanakpura	YALACHAVADI	GP	Horse Gram (kulthi/kultha)	RF		4	694.01			
21	Ramanagara	Kanakpura	NARAYANAPURA	GP	Horse Gram (kulthi/kultha)	RF		4	593.72			
22	Ramanagara	Kanakpura	ACHALU	GP	Horse Gram (kulthi/kultha)	RF		4	216.48			
23	Ramanagara	Kanakpura	T.HOSAHALLI	GP	Horse Gram (kulthi/kultha)	RF		4	15.92			
24	Ramanagara	Kanakpura	SOMANDAYAPANAH ALLI	GP	Horse Gram (kulthi/kultha)	RF		4	261.05			
25	Ramanagara	Kanakpura	BANNIMUKKODLU	GP	Horse Gram (kulthi/kultha)	RF		4	323.13			
26	Ramanagara	Kanakpura	KABBAL	GP	Horse Gram (kulthi/kultha)	RF		4	218.07			
27	Ramanagara	Kanakpura	DODDA ALAHALLI	GP	Horse Gram (kulthi/kultha)	RF				Hobli Level	20	390.93
28	Ramanagara	Kanakpura	I.GOLLAHALLI	GP	Horse Gram (kulthi/kultha)	RF		4	362.92			

Government of Karnataka
Directorate of Economics and Statistics
GP Level Average Yield data for Rabi season 2017-18

S.N	District	Taluk	Insurance Unit (hobli/ GP)	GP/ HOBLI	Crop	IRR_Rf	Area_S own_H a	No_CCEs_Conducted	Average Yield(Kg/Ha)	Name_Of_Higher_Level	No_cce Conducted_Higher	Higher Average Yield(Kg/Ha)
29	Ramanagara	Kanakpura	KADAHALLI	GP	Horse Gram (kulthi/kultha)	RF		4	264.93			
30	Ramanagara	Kanakpura	CHAKANAHALLI	GP	Horse Gram (kulthi/kultha)	RF		4	261.53			
31	Ramanagara	Kanakpura	KOLAGONDANAHALLI	GP	Horse Gram (kulthi/kultha)	RF		4	171.91			
32	Ramanagara	Kanakpura	KOLLIGANAHALLI	GP	Horse Gram (kulthi/kultha)	RF				Taluk Level	107	370.88
33	Ramanagara	Kanakpura	AREKATTE DODDI	GP	Horse Gram (kulthi/kultha)	RF		4	0.00			
34	Ramanagara	Kanakpura	DYAVASANDRA	GP	Horse Gram (kulthi/kultha)	RF				Hobli Level	21	461.24
35	Ramanagara	Kanakpura	CHOODAHALLI	GP	Horse Gram (kulthi/kultha)	RF				Hobli Level	22	246.13
36	Ramanagara	Kanakpura	HONNIGANAHALLI	GP	Horse Gram (kulthi/kultha)	RF		4	151.22			
37	Ramanagara	Magadi	NARASANDRA	GP	Horse Gram (kulthi/kultha)	RF				Hobli Level	4	329.81
38	Ramanagara	Magadi	SATHANOR	GP	Horse Gram (kulthi/kultha)	RF		4	629.06			
39	Ramanagara	Magadi	SANKIGATTA	GP	Horse Gram (kulthi/kultha)	RF				Hobli Level	2	321.54
40	Ramanagara	Magadi	ADARANGI	GP	Horse Gram (kulthi/kultha)	RF				Hobli Level	4	329.81
41	Ramanagara	Magadi	SEEGEKUPPE	GP	Horse Gram (kulthi/kultha)	RF		4	590.77			
42	Ramanagara	Magadi	THAGGIKUPPE	GP	Horse Gram (kulthi/kultha)	RF		4	189.42			

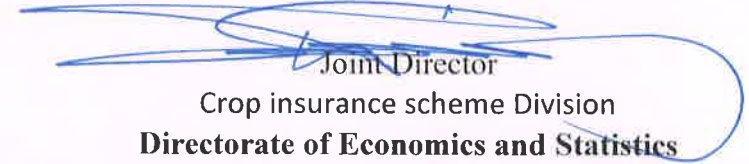
Government of Karnataka
Directorate of Economics and Statistics
GP Level Average Yield data for Rabi season 2017-18

S.N	District	Taluk	Insurance Unit (hobli/ GP)	GP/ HOBLI	Crop	IRR_RF	Area_S own_H a	No_CCEs_Conducted	Average Yield(Kg/Ha)	Name_Of_Higher_Level	No_cce Conducted_Higher	Higher Average Yield(Kg/Ha)
43	Ramanagara	Magadi	LLAKKENAHALLI	GP	Horse Gram (kulthi/kultha)	RF		4	388.71			
44	Ramanagara	Magadi	KKALYA	GP	Horse Gram (kulthi/kultha)	RF				Hobli Level	20	457.85
45	Ramanagara	Magadi	MOTAGONDANAHALLI	GP	Horse Gram (kulthi/kultha)	RF				Hobli Level	6	365.25
46	Ramanagara	Magadi	THIPPASANDRA	GP	Horse Gram (kulthi/kultha)	RF				Hobli Level	2	321.54
47	Ramanagara	Magadi	MATHIKERE	GP	Horse Gram (kulthi/kultha)	RF		4	666.41			
48	Ramanagara	Magadi	HULLENAHALLI	GP	Horse Gram (kulthi/kultha)	RF				Hobli Level	2	321.54
49	Ramanagara	Magadi	CHIKKAMUDIGERE	GP	Horse Gram (kulthi/kultha)	RF				Hobli Level	2	321.54
50	Ramanagara	Magadi	AGALAKOTE	GP	Horse Gram (kulthi/kultha)	RF				Hobli Level	34	530.71
51	Ramanagara	Magadi	BITTASANDRA	GP	Horse Gram (kulthi/kultha)	RF				Hobli Level	6	365.25
52	Ramanagara	Magadi	BELAGUMBA	GP	Horse Gram (kulthi/kultha)	RF		4	432.96			
53	Ramanagara	Magadi	KALARI KAVAL	GP	Horse Gram (kulthi/kultha)	RF		4	534.83			
54	Ramanagara	Magadi	NETHANAHALLI	GP	Horse Gram (kulthi/kultha)	RF				Hobli Level	20	457.85
55	Ramanagara	Magadi	BISKOOR	GP	Horse Gram (kulthi/kultha)	RF				Hobli Level	4	329.81
56	Ramanagara	Magadi	BACHENAHATTI	GP	Horse Gram (kulthi/kultha)	RF				Hobli Level	34	483.87
57	Ramanagara	Magadi	MADABAL	GP	Horse Gram (kulthi/kultha)	RF				Hobli Level	34	527.91

21

Government of Karnataka
Directorate of Economics and Statistics
GP Level Average Yield data for Rabi season 2017-18


S.N	District	Taluk	Insurance Unit (hobli/ GP)	GP/ HOBLI	Crop	IRR_Rf	Area_S own_H a	No_CCEs_Conducted	Average Yield(Kg/Ha)	Name_Of_Higher_Level	No_cce Conducted_Higher	Higher Average Yield(Kg/Ha)
58	Ramanagara	Magadi	HANCHIKUPPE	GP	Horse Gram (kulthi/kultha)	RF		4	664.08			
59	Ramanagara	Magadi	CHIKKAHALLI	GP	Horse Gram (kulthi/kultha)	RF				Hobli Level	2	321.54
60	Ramanagara	Magadi	MADIGONDANAHALLI	GP	Horse Gram (kulthi/kultha)	RF				Hobli Level	10	336.90
61	Ramanagara	Magadi	BANAVADI	GP	Horse Gram (kulthi/kultha)	RF				Hobli Level	10	362.30
62	Ramanagara	Magadi	AJJANAHALLI	GP	Horse Gram (kulthi/kultha)	RF				Hobli Level	14	548.93


Joint Director
Crop insurance scheme Division
Directorate of Economics and Statistics



Government of Karnataka
Directorate of Economics and Statistics
GP Level Average Yield data for Rabi season 2017-18

S.N	District	Taluk	Insurance Unit (hobli/ GP)	GP/ HOBLI	Crop	IRR_RF	Area_S own_H a	No_CCEs_Conducted	Average Yield(Kg/Ha)	Name_Of_Higher_Level	No_cce_Conducted_Higher	Higher Average Yield(Kg/Ha)
1	Shivamogga	Shikaripura	MARAVALLI	GP	SUNFLOWER	IRR	6	4	1350.19			
2	Shivamogga	Shikaripura	BAGANAKATTE	GP	SUNFLOWER	IRR	52	4	2639.85			
3	Shivamogga	Shikaripura	MUDDANAHALLI	GP	SUNFLOWER	IRR	8	4	2227.08			
4	Shivamogga	Shikaripura	MATTHIKOTE	GP	SUNFLOWER	IRR	2	4	2327.98			


 Joint Director
 Crop insurance scheme Division
 Directorate of Economics and Statistics



Government of Karnataka
Directorate of Economics and Statistics
GP Level Average Yield data for Rabi season 2017-18

S.N	District	Taluk	Insurance Unit (hobli/ GP)	GP/HOBLI	Crop	IRR_RF	Area_S own_H a	No_CCEs_Conducted	Average Yield(Kg/Ha)	Name_Of_Higher_Level	No_cce_Conducted_Higher	Higher Average Yield(Kg/Ha)
1	Udupi	Karkala	BELMAN	GP	PADDY	IRR	29	4	4546.04			
2	Udupi	Karkala	BOLA	GP	PADDY	IRR	22	4	4043.21			
3	Udupi	Karkala	BALLOOR	GP	PADDY	IRR	66	4	3657.68			
4	Udupi	Karkala	DURGA	GP	PADDY	IRR	41	4	4435.28			
5	Udupi	Karkala	HEBRI	GP	PADDY	IRR	47	4	2238.06			
6	Udupi	Karkala	HIRGAN	GP	PADDY	IRR	44	4	2809.83			
7	Udupi	Karkala	KADTHALA	GP	PADDY	IRR	80	4	3071.21			
8	Udupi	Karkala	KANTHAVARA	GP	PADDY	IRR	70	4	3777.34			
9	Udupi	Karkala	KUCHHURU	GP	PADDY	IRR	74	4	3968.47			
10	Udupi	Karkala	KUKKUNDOOR	GP	PADDY	IRR	61	4	4078.41			
11	Udupi	Karkala	MALA	GP	PADDY	IRR	111			Hobli Level	50	3340.21
12	Udupi	Karkala	MARNE	GP	PADDY	IRR	125	4	3186.46			
13	Udupi	Karkala	MIYARU	GP	PADDY	IRR	57	4	4753.84			
14	Udupi	Karkala	MOODARU	GP	PADDY	IRR	84	4	6657.00			
15	Udupi	Karkala	MUNDKURU	GP	PADDY	IRR	121	4	3673.19			
16	Udupi	Karkala	NADPALU	GP	PADDY	IRR	39	4	4387.91			

Government of Karnataka
Directorate of Economics and Statistics
GP Level Average Yield data for Rabi season 2017-18

S.N	District	Taluk	Insurance Unit (hobli/ GP)	GP/ HOBLI	Crop	IRR_RF	Area_S own_H a	No_CCEs_Conducted	Average Yield(Kg/Ha)	Name_Of Higher_Level	No_cce Conducted_Higher	Higher Average Yield(Kg/Ha)
17	Udupi	Karkala	NALLUR	GP	PADDY	IRR	62	4	3889.65			
18	Udupi	Karkala	NITTE	GP	PADDY	IRR	45	4	3345.65			
19	Udupi	Karkala	PALLI	GP	PADDY	IRR	63	4	3111.64			
20	Udupi	Karkala	RENJALA	GP	PADDY	IRR	54	4	2858.84			
21	Udupi	Karkala	SANOOR	GP	PADDY	IRR	79	4	3512.28			
22	Udupi	Karkala	SHIRLALU	GP	PADDY	IRR	63	4	2292.79			
23	Udupi	Karkala	SHIVAPURA	GP	PADDY	IRR	59	4	3512.28			
24	Udupi	Karkala	VARANGA	GP	PADDY	IRR	111	4	2797.25			
25	Udupi	Karkala	YERLAPADI	GP	PADDY	IRR	81	4	2483.11			
26	Udupi	Karkala	IDU	GP	PADDY	IRR	124	4	3459.19			
27	Udupi	Karkala	CHARA	GP	PADDY	IRR	15	4	4075.88			
28	Udupi	Karkala	IRVATHAURU	GP	PADDY	IRR	35	4	3433.87			
29	Udupi	Karkala	KALYA	GP	PADDY	IRR	18	4	3301.96			
30	Udupi	Karkala	KERVASHE	GP	PADDY	IRR	94	4	5132.43			
31	Udupi	Karkala	NANDALIKE	GP	PADDY	IRR	20	4	2763.51			
32	Udupi	Karkala	Karkala (ULB)	GP	PADDY	IRR	60	4	3996.65			

Government of Karnataka
Directorate of Economics and Statistics
GP Level Average Yield data for Rabi season 2017-18

S.N	District	Taluk	Insurance Unit (hobli/ GP)	GP/ HOBLI	Crop	IRR_RF	Area_S own_H a	No_CCEs_Conducted	Average Yield(Kg/Ha)	Name_Of_Higher_Level	No_cce Conducted_Higher	Higher Average Yield(Kg/Ha)
33	Udupi	Kundapura	BIJUR	GP	PADDY	IRR	45	4	3560.56			
34	Udupi	Kundapura	JADKAL	GP	PADDY	IRR	35	4	2250.31			
35	Udupi	Kundapura	GOLIHOLE	GP	PADDY	IRR	45	4	3740.99			
36	Udupi	Kundapura	KALTHODU	GP	PADDY	IRR	32	4	4933.53			
37	Udupi	Kundapura	NADA	GP	PADDY	IRR	62	4	4335.63			
38	Udupi	Kundapura	ALURU	GP	PADDY	IRR	30	4	3108.13			
39	Udupi	Kundapura	HALLIHOLE	GP	PADDY	IRR	23	4	3308.08			
40	Udupi	Kundapura	KERADI	GP	PADDY	IRR	48	4	5580.45			
41	Udupi	Kundapura	CHITTURU	GP	PADDY	IRR	22	4	2703.64			
42	Udupi	Kundapura	HAKLADI	GP	PADDY	IRR	56	4	4651.74			
43	Udupi	Kundapura	HEMMADI	GP	PADDY	IRR	0			Hobli Level	66	3943.54
44	Udupi	Kundapura	HATTIYANGADI	GP	PADDY	IRR	36	4	3029.22			
45	Udupi	Kundapura	KARKUNJE	GP	PADDY	IRR	35	4	2881.05			
46	Udupi	Kundapura	AJRI	GP	PADDY	IRR	50	4	3585.80			
47	Udupi	Kundapura	HOSANGADI	GP	PADDY	IRR	22	4	4445.49			
48	Udupi	Kundapura	SIDDAPURA	GP	PADDY	IRR	22	4	3984.40			

Government of Karnataka
Directorate of Economics and Statistics
GP Level Average Yield data for Rabi season 2017-18


S.N	District	Taluk	Insurance Unit (hobli/ GP)	GP/ HOBLI	Crop	IRR_Rf	Area_S own_H a	No_CCEs_Conducted	Average Yield(Kg/Ha)	Name_Of_Higher_Level	No_cce_Conducted_Higher	Higher Average Yield(Kg/Ha)
49	Udupi	Kundapura	SHANKARNARAYANA	GP	PADDY	IRR	85	4	5044.21			
50	Udupi	Kundapura	KAVRADI	GP	PADDY	IRR	25	4	3237.43			
51	Udupi	Kundapura	BASRURU	GP	PADDY	IRR	22			Hobli Level	44	3877.81
52	Udupi	Kundapura	BELURU	GP	PADDY	IRR	22	4	4102.02			
53	Udupi	Kundapura	KEDURU	GP	PADDY	IRR	44	4	4386.27			
54	Udupi	Kundapura	KALAVARA	GP	PADDY	IRR	54	4	4059.55			
55	Udupi	Kundapura	HOMBADI - MANDADI	GP	PADDY	IRR	52	4	4368.30			
56	Udupi	Kundapura	MOLAHALLI	GP	PADDY	IRR	28	4	4443.45			
57	Udupi	Kundapura	HARDALLI - MANDALLI	GP	PADDY	IRR	42	4	2835.96			
58	Udupi	Kundapura	HALADI	GP	PADDY	IRR	38	4	3422.44			
59	Udupi	Kundapura	BELVE	GP	PADDY	IRR	30			Hobli Level	44	3877.81
60	Udupi	Kundapura	MADAMAKKI	GP	PADDY	IRR	46	4	3165.96			
61	Udupi	Kundapura	AMASBAILU	GP	PADDY	IRR	62	4	3642.97			
62	Udupi	Kundapura	YADTHARE	GP	PADDY	IRR	21	4	3696.07			
63	Udupi	Kundapura	Gulwadi	GP	PADDY	IRR	16	4	4387.66			
64	Udupi	Kundapura	IDURU KUNJYADI	GP	PADDY	IRR	20	4	4371.98			

Government of Karnataka
Directorate of Economics and Statistics
GP Level Average Yield data for Rabi season 2017-18

S.N	District	Taluk	Insurance Unit (hobli/ GP)	GP/ HOBLI	Crop	IRR_RF	Area_S own_H a	No_CCEs_Conducted	Average Yield(Kg/Ha)	Name_Of_Higher_Level	No_cce Conducted_Higher	Higher Average Yield(Kg/Ha)
65	Udupi	Kundapura	KORGI	GP	PADDY	IRR	34	4	3912.52			
66	Udupi	Kundapura	Ullur 74	GP	PADDY	IRR	22	4	2811.46			
67	Udupi	Kundapura	YEDAMOGE	GP	PADDY	IRR	12	4	5113.23			
68	Udupi	Udupi	YADTADI	GP	PADDY	IRR	16	4	3626.64			
69	Udupi	Udupi	KADURU	GP	PADDY	IRR	36	4	1644.08			
70	Udupi	Udupi	KOKKARNE	GP	PADDY	IRR	29	4	4998.88			
71	Udupi	Udupi	AVARSE	GP	PADDY	IRR	25	4	4006.45			
72	Udupi	Udupi	PADUBIDRI	GP	PADDY	IRR	15	4	7363.54			
73	Udupi	Udupi	BELLE	GP	PADDY	IRR	21	4	5029.91			
74	Udupi	Udupi	BOMMARABETTU	GP	PADDY	IRR	24	4	4088.13			
75	Udupi	Udupi	BAIRAMPALLI	GP	PADDY	IRR	38	4	3512.28			
76	Udupi	Udupi	NALKUR	GP	PADDY	IRR	28	4	4333.18			
77	Udupi	Udupi	VADDARSE	GP	PADDY	IRR	28	4	4451.61			
78	Udupi	Udupi	SHIRVA	GP	PADDY	IRR	56			Hobli Level	11	5849.25
79	Udupi	Udupi	ALEVOOR	GP	PADDY	IRR	13	4	4026.87			
80	Udupi	Udupi	HANDADI	GP	PADDY	IRR	2	4	3393.03			

Government of Karnataka
Directorate of Economics and Statistics
GP Level Average Yield data for Rabi season 2017-18

S.N	District	Taluk	Insurance Unit (hobli/ GP)	GP/ HOBLI	Crop	IRR_RF	Area_Sown_Ha	No_CCEs_Conducted	Average Yield(Kg/Ha)	Name_Of_Higher_Level	No_cce Conducted_Higher	Higher Average Yield(Kg/Ha)
81	Udupi	Udupi	HARADI	GP	PADDY	IRR	4	4	3192.10			
82	Udupi	Udupi	Saligrama (ULB)	GP	PADDY	IRR	13	4	4533.30			


Joint Director
Crop insurance scheme Division
Directorate of Economics and Statistics



Government of Karnataka
Directorate of Economics and Statistics
GP Level Average Yield data for Rabi season 2017-18

S.N	District	Taluk	Insurance Unit (hobli/ GP)	GP/ HOBLI	Crop	IRR_Rf	Area_S own_H a	No_CCEs_Conducted	Average Yield(Kg/Ha)	Name_Of_Higher_Level	No_cce_Conducted_Higher	Higher Average Yield(Kg/Ha)
1	Vijayapura	Basvana Bagewadi	ITAGI	GP	Bengal Gram	RF				Hobli Level	42	539.76
2	Vijayapura	Basvana Bagewadi	HANAMAPUR	GP	Bengal Gram	RF		4	1214.58			
3	Vijayapura	Basvana Bagewadi	HEBBAL	GP	Bengal Gram	RF		4	405.78			
4	Vijayapura	Basvana Bagewadi	Nidagundi(ULB)	GP	Bengal Gram	RF		4	745.31			
5	Vijayapura	Basvana Bagewadi	MUTTAGE	GP	Bengal Gram	RF		4	480.31			
6	Vijayapura	Basvana Bagewadi	INGALESWAR	GP	Bengal Gram	RF				Hobli Level	28	536.77
7	Vijayapura	Basvana Bagewadi	ARASHANAGI	GP	Bengal Gram	RF		4	1534.79			
8	Vijayapura	Basvana Bagewadi	MASABINAL	GP	Bengal Gram	RF		4	426.60			
9	Vijayapura	Basvana Bagewadi	MALAGHAN	GP	Bengal Gram	RF		4	436.14			
10	Vijayapura	Basvana Bagewadi	BYKOD	GP	Bengal Gram	RF		4	311.93			
11	Vijayapura	Basvana Bagewadi	MANNUR	GP	Bengal Gram	RF		4	509.79			
12	Vijayapura	Basvana Bagewadi	UKKALI	GP	Bengal Gram	RF		4	339.97			
13	Vijayapura	Basvana Bagewadi	WANDAL	GP	Bengal Gram	RF		4	783.95			
14	Vijayapura	Basvana Bagewadi	BENALA R.C	GP	Bengal Gram	RF		4	613.80			
15	Vijayapura	Basvana Bagewadi	GANI R. C	GP	Bengal Gram	RF		4	427.86			
16	Vijayapura	Basvana Bagewadi	MASUTI	GP	Bengal Gram	RF		4	1320.58			

Government of Karnataka
Directorate of Economics and Statistics
GP Level Average Yield data for Rabi season 2017-18

S.N	District	Taluk	Insurance Unit (hobli/ GP)	GP/HOBLI	Crop	IRR_RF	Area_S own_H a	No_CCEs_Conducted	Average Yield(Kg/Ha)	Name_Of_Higher_Level	No_cce Conducted_Higher	Higher Average Yield(Kg/Ha)
17	Vijayapura	Basvana Bagewadi	KANAKAL	GP	Bengal Gram	RF		4	403.02			
18	Vijayapura	Basvana Bagewadi	WADAWADAGI	GP	Bengal Gram	RF		4	276.72			
19	Vijayapura	Basvana Bagewadi	ALIMATTI	GP	Bengal Gram	RF		4	334.01			
20	Vijayapura	Basvana Bagewadi	RONIHAL	GP	Bengal Gram	RF		4	480.31			
21	Vijayapura	Basvana Bagewadi	Kolhar(ULB)	GP	Bengal Gram	RF		4	706.99			
22	Vijayapura	Basvana Bagewadi	KUDAGI	GP	Bengal Gram	RF		4	317.45			
23	Vijayapura	Basvana Bagewadi	YALAWAR	GP	Bengal Gram	RF		4	318.23			
24	Vijayapura	Basvana Bagewadi	CHIMMALAGI	GP	Bengal Gram	RF		4	447.30			
25	Vijayapura	Basvana Bagewadi	DONUR	GP	Bengal Gram	RF		4	488.74			
26	Vijayapura	Basvana Bagewadi	K.SALAWADAGI	GP	Bengal Gram	RF		4	712.19			
27	Vijayapura	Basvana Bagewadi	BIRALADINNI	GP	Bengal Gram	RF		4	745.31			
28	Vijayapura	Basvana Bagewadi	YARANAL	GP	Bengal Gram	RF		4	506.29			
29	Vijayapura	Basvana Bagewadi	SIDDANATHA R.C	GP	Bengal Gram	RF		4	1129.01			
30	Vijayapura	Basvana Bagewadi	MULAWAD	GP	Bengal Gram	RF		4	193.23			
31	Vijayapura	Basvana Bagewadi	TALEWAD	GP	Bengal Gram	RF		4	411.95			
32	Vijayapura	Basvana Bagewadi	H.HIPPARAGI	GP	Bengal Gram	RF		4	1601.03			

Government of Karnataka
Directorate of Economics and Statistics
GP Level Average Yield data for Rabi season 2017-18

S.N	District	Taluk	Insurance Unit (hobli/ GP)	GP/ HOBLI	Crop	IRR_RF	Area_S own_H a	No_CCEs_Conducted	Average Yield(Kg/Ha)	Name_Of_Higher_Level	No_cce Conducted_Higher	Higher Average Yield(Kg/Ha)
33	Vijayapura	Basvana Bagewadi	DINDAWAR	GP	Bengal Gram	RF		4	448.84			
34	Vijayapura	Basvana Bagewadi	MARKABBINALLI	GP	Bengal Gram	RF		4	438.90			
35	Vijayapura	Basvana Bagewadi	HUNASHYAL P.B.	GP	Bengal Gram	RF		4	303.65			
36	Vijayapura	Basvana Bagewadi	Managuli(ULB)	GP	Bengal Gram	RF		4	976.08			
37	Vijayapura	Basvana Bagewadi	TELAGI	GP	Bengal Gram	RF		4	397.77			
38	Vijayapura	Basvana Bagewadi	GOLASANGI	GP	Bengal Gram	RF		4	425.13			
39	Vijayapura	Basvana Bagewadi	SASANUR	GP	Bengal Gram	RF		4	287.63			
40	Vijayapura	Basvana Bagewadi	Basava Bagevadi (ULB)	GP	Bengal Gram	RF		4	759.11			
41	Vijayapura	Basvana Bagewadi	SATIHAI	GP	Bengal Gram	RF		4	813.76			
42	Vijayapura	Basvana Bagewadi	NARASALAGI	GP	Bengal Gram	RF		4	350.46			
43	Vijayapura	Basvana Bagewadi	TALEWAD	GP	Sorghum (Jowar/Great Millet)	RF		4	1114.55			
44	Vijayapura	Basvana Bagewadi	ITAGI	GP	Sorghum (Jowar/Great Millet)	RF				Hobli Level	42	996.43
45	Vijayapura	Basvana Bagewadi	MARKABBINALLI	GP	Sorghum (Jowar/Great Millet)	RF		4	1148.58			
46	Vijayapura	Basvana Bagewadi	GANI R. C	GP	Sorghum (Jowar/Great Millet)	RF		4	1271.95			
47	Vijayapura	Basvana Bagewadi	ARASHANAGI	GP	Sorghum (Jowar/Great Millet)	RF		4	1132.42			

Government of Karnataka
Directorate of Economics and Statistics
GP Level Average Yield data for Rabi season 2017-18

S.N	District	Taluk	Insurance Unit (hobli/ GP)	GP/HOBLI	Crop	IRR_RF	Area_S own_H a	No_CCEs_Conducted	Average Yield(Kg/Ha)	Name_Of_Higher_Level	No_cce_Conducted_Higher	Higher Average Yield(Kg/Ha)
48	Vijayapura	Basvana Bagewadi	TELAGI	GP	Sorghum (Jowar/Great Millet)	RF		4	561.53			
49	Vijayapura	Basvana Bagewadi	MASUTI	GP	Sorghum (Jowar/Great Millet)	RF		4	1257.89			
50	Vijayapura	Basvana Bagewadi	KANAKAL	GP	Sorghum (Jowar/Great Millet)	RF		4	791.89			
51	Vijayapura	Basvana Bagewadi	MANNUR	GP	Sorghum (Jowar/Great Millet)	RF		4	1554.87			
52	Vijayapura	Basvana Bagewadi	UKKALI	GP	Sorghum (Jowar/Great Millet)	RF		4	1437.85			
53	Vijayapura	Basvana Bagewadi	NARASALAGI	GP	Sorghum (Jowar/Great Millet)	RF		4	1216.65			
54	Vijayapura	Basvana Bagewadi	KUDAGI	GP	Sorghum (Jowar/Great Millet)	RF		4	1303.85			
55	Vijayapura	Basvana Bagewadi	WANDAL	GP	Sorghum (Jowar/Great Millet)	RF		4	1318.74			
56	Vijayapura	Basvana Bagewadi	MASABINAL	GP	Sorghum (Jowar/Great Millet)	RF		4	1103.91			
57	Vijayapura	Basvana Bagewadi	INGALESWAR	GP	Sorghum (Jowar/Great Millet)	RF		4	1948.33			
58	Vijayapura	Basvana Bagewadi	YARANAL	GP	Sorghum (Jowar/Great Millet)	RF		4	1048.61			
59	Vijayapura	Basvana Bagewadi	ALIMATTI	GP	Sorghum (Jowar/Great Millet)	RF		4	1146.45			
60	Vijayapura	Basvana Bagewadi	MALAGHAN	GP	Sorghum (Jowar/Great Millet)	RF		4	816.77			
61	Vijayapura	Basvana Bagewadi	K.SALAWADAGI	GP	Sorghum (Jowar/Great Millet)	RF		4	701.48			

Government of Karnataka
Directorate of Economics and Statistics
GP Level Average Yield data for Rabi season 2017-18

S.N	District	Taluk	Insurance Unit (hobli/ GP)	GP/ HOBLI	Crop	IRR_RF	Area_S own_H a	No_CCEs_Conducted	Average Yield(Kg/Ha)	Name_Of_Higher_Level	No_cce Conducted_Higher	Higher Average Yield(Kg/Ha)
62	Vijayapura	Basvana Bagewadi	BYKOD	GP	Sorghum (Jowar/Great Millet)	RF		4	931.63			
63	Vijayapura	Basvana Bagewadi	WADAWADAGI	GP	Sorghum (Jowar/Great Millet)	RF		4	914.61			
64	Vijayapura	Basvana Bagewadi	RONIHAL	GP	Sorghum (Jowar/Great Millet)	RF		4	131.88			
65	Vijayapura	Basvana Bagewadi	YALAWAR	GP	Sorghum (Jowar/Great Millet)	RF		4	974.17			
66	Vijayapura	Basvana Bagewadi	H HIPPARAGI	GP	Sorghum (Jowar/Great Millet)	RF		4	1922.81			
67	Vijayapura	Basvana Bagewadi	CHIMMALAGI	GP	Sorghum (Jowar/Great Millet)	RF		4	853.35			
68	Vijayapura	Basvana Bagewadi	HUNASHYAL P.B.	GP	Sorghum (Jowar/Great Millet)	RF		4	937.43			
69	Vijayapura	Basvana Bagewadi	Managuli(ULB)	GP	Sorghum (Jowar/Great Millet)	RF		4	1048.61			
70	Vijayapura	Basvana Bagewadi	DONUR	GP	Sorghum (Jowar/Great Millet)	RF		4	1174.11			
71	Vijayapura	Basvana Bagewadi	Basava Bagevadi (ULB)	GP	Sorghum (Jowar/Great Millet)	RF		4	1231.53			
72	Vijayapura	Basvana Bagewadi	BIRALADINNI	GP	Sorghum (Jowar/Great Millet)	RF		4	796.77			
73	Vijayapura	Basvana Bagewadi	Kolhar(ULB)	GP	Sorghum (Jowar/Great Millet)	RF				Hobli Level	34	832.38
74	Vijayapura	Basvana Bagewadi	HANAMAPUR	GP	Sorghum (Jowar/Great Millet)	RF		4	608.32			
75	Vijayapura	Basvana Bagewadi	HEBBAL	GP	Sorghum (Jowar/Great Millet)	RF		4	225.46			

Government of Karnataka
Directorate of Economics and Statistics
GP Level Average Yield data for Rabi season 2017-18

S.N	District	Taluk	Insurance Unit (hobli/ GP)	GP/ HOBLI	Crop	IRR_Rf	Area_S own_H a	No_CCEs_Conducted	Average Yield(Kg/Ha)	Name_Of Higher_Level	No_cce Conducted_Higher	Higher Average Yield(Kg/Ha)
76	Vijayapura	Basvana Bagewadi	Nidagundi(ULB)	GP	Sorghum (Jowar/Great Millet)	RF		4	833.79			
77	Vijayapura	Basvana Bagewadi	MULAWAD	GP	Sorghum (Jowar/Great Millet)	RF		4	680.64			
78	Vijayapura	Basvana Bagewadi	DINDAWAR	GP	Sorghum (Jowar/Great Millet)	RF		4	561.53			
79	Vijayapura	Basvana Bagewadi	MUTTAGE	GP	Sorghum (Jowar/Great Millet)	RF		4	1271.95			
80	Vijayapura	Basvana Bagewadi	GOLASANGI	GP	Sorghum (Jowar/Great Millet)	RF		4	846.55			
81	Vijayapura	Basvana Bagewadi	SASANUR	GP	Sorghum (Jowar/Great Millet)	RF		4	1271.95			
82	Vijayapura	Basvana Bagewadi	SATIHAI	GP	Sorghum (Jowar/Great Millet)	RF		4	787.17			
83	Vijayapura	Bijapur	Bijapur (ULB)	GP	Bengal Gram	RF		4	507.91			
84	Vijayapura	Bijapur	HADAGALI	GP	Bengal Gram	RF				Hobli Level	41	946.26
85	Vijayapura	Bijapur	JALAGERI	GP	Bengal Gram	RF		4	441.78			
86	Vijayapura	Bijapur	KHAKANDAKI	GP	Bengal Gram	RF				Hobli Level	45	768.81
87	Vijayapura	Bijapur	HEGADIHAL	GP	Bengal Gram	RF		4	670.78			
88	Vijayapura	Bijapur	BABALESWAR	GP	Bengal Gram	RF		4	314.69			
89	Vijayapura	Bijapur	AINAPUR	GP	Bengal Gram	RF		4	516.75			
90	Vijayapura	Bijapur	SARWAD	GP	Bengal Gram	RF		4	703.90			
91	Vijayapura	Bijapur	GUNAKI	GP	Bengal Gram	RF		4	552.08			

Government of Karnataka
Directorate of Economics and Statistics
GP Level Average Yield data for Rabi season 2017-18

S.N	District	Taluk	Insurance Unit (hobli/ GP)	GP/ HOBLI	Crop	IRR_RF	Area_S own_H a	No_CCEs_Conducted	Average Yield(Kg/Ha)	Name_Of Higher_Level	No_cce Conducted_Higher	Higher Average Yield(Kg/Ha)
92	Vijayapura	Bijapur	KANNUR	GP	Bengal Gram	RF		4	121.46			
93	Vijayapura	Bijapur	KUMATAGI	GP	Bengal Gram	RF		4	897.13			
94	Vijayapura	Bijapur	KARJOL	GP	Bengal Gram	RF		4	176.67			
95	Vijayapura	Bijapur	KANAMADI	GP	Bengal Gram	RF		4	231.88			
96	Vijayapura	Bijapur	NIDONI	GP	Bengal Gram	RF		4	1435.41			
97	Vijayapura	Bijapur	SIDDAPUR.K	GP	Bengal Gram	RF		4	1020.25			
98	Vijayapura	Bijapur	LOHGAON	GP	Bengal Gram	RF		4	576.92			
99	Vijayapura	Bijapur	HITNALLI	GP	Bengal Gram	RF				Hobli Level	41	946.26
100	Vijayapura	Bijapur	BOLACHIKKALAKI	GP	Bengal Gram	RF		4	339.53			
101	Vijayapura	Bijapur	AHERI	GP	Bengal Gram	RF		4	552.08			
102	Vijayapura	Bijapur	KOTYAL	GP	Bengal Gram	RF		4	844.68			
103	Vijayapura	Bijapur	MADABHAVI	GP	Bengal Gram	RF		4	938.54			
104	Vijayapura	Bijapur	ARJUNAGI	GP	Bengal Gram	RF		4	947.37			
105	Vijayapura	Bijapur	BABANAGAR	GP	Bengal Gram	RF		4	1767.04			
106	Vijayapura	Bijapur	GONASAGI	GP	Bengal Gram	RF		4	607.29			
107	Vijayapura	Bijapur	ALIYABAD	GP	Bengal Gram	RF		4	579.68			

Government of Karnataka
Directorate of Economics and Statistics
GP Level Average Yield data for Rabi season 2017-18

S.N	District	Taluk	Insurance Unit (hobli/ GP)	GP/HOBLI	Crop	IRR_RF	Area_S own_H a	No_CCEs_Conducted	Average Yield(Kg/Ha)	Name_Of Higher_Level	No_cce Conducted_Higher	Higher Average Yield(Kg/Ha)
108	Vijayapura	Bijapur	JUMANAL	GP	Bengal Gram	RF		4	1490.62			
109	Vijayapura	Bijapur	BIJJARAGI	GP	Bengal Gram	RF		4	406.33			
110	Vijayapura	Bijapur	KAMBAGI	GP	Bengal Gram	RF		4	735.10			
111	Vijayapura	Bijapur	TAKKALAKI	GP	Bengal Gram	RF		4	221.22			
112	Vijayapura	Bijapur	NAGATHAN	GP	Bengal Gram	RF		4	574.17			
113	Vijayapura	Bijapur	BARATAGI	GP	Bengal Gram	RF		4	1079.32			
114	Vijayapura	Bijapur	HONAGANAHALLI	GP	Bengal Gram	RF		4	316.90			
115	Vijayapura	Bijapur	SHIVANAGI	GP	Bengal Gram	RF		4	846.07			
116	Vijayapura	Bijapur	ARAKERI	GP	Bengal Gram	RF		4	331.25			
117	Vijayapura	Bijapur	HONNUTAGI	GP	Bengal Gram	RF		4	601.77			
118	Vijayapura	Bijapur	TIDAGUNDI	GP	Bengal Gram	RF		4	586.31			
119	Vijayapura	Bijapur	TORAVI	GP	Bengal Gram	RF		4	447.74			
120	Vijayapura	Bijapur	TIKOTA	GP	Bengal Gram	RF		4	1573.43			
121	Vijayapura	Bijapur	MAMADAPUR	GP	Bengal Gram	RF				Hobli Level	2	408.54
122	Vijayapura	Bijapur	MAKANAPUR	GP	Bengal Gram	RF		4	232.43			
123	Vijayapura	Bijapur	HONAWAD	GP	Bengal Gram	RF		4	832.26			

Government of Karnataka
Directorate of Economics and Statistics
GP Level Average Yield data for Rabi season 2017-18

S.N	District	Taluk	Insurance Unit (hobli/ GP)	GP/ HOBLI	Crop	IRR_RF	Area_S own_H a	No_CCEs_Conducted	Average Yield(Kg/Ha)	Name_Of_Higher_Level	No_cce Conducted_Higher	Higher Average Yield(Kg/Ha)
124	Vijayapura	Bijapur	HALAGANI	GP	Bengal Gram	RF		4	925.84			
125	Vijayapura	Bijapur	JUMBAGI A	GP	Bengal Gram	RF		4	1217.45			
126	Vijayapura	Bijapur	TAJPUR.H	GP	Bengal Gram	RF		4	1002.03			
127	Vijayapura	Bijapur	KUMATHE	GP	Bengal Gram	RF		4	435.04			
128	Vijayapura	Bijapur	HITNALLI	GP	Sorghum (Jowar/Great Millet)	RF		4	1480.00			
129	Vijayapura	Bijapur	MADABHAVI	GP	Sorghum (Jowar/Great Millet)	RF		4	703.71			
130	Vijayapura	Bijapur	KOTYAL	GP	Sorghum (Jowar/Great Millet)	RF		4	292.09			
131	Vijayapura	Bijapur	HONAGANAHALLI	GP	Sorghum (Jowar/Great Millet)	RF				Hobli Level	43	965.34
132	Vijayapura	Bijapur	KHAKANDAKI	GP	Sorghum (Jowar/Great Millet)	RF		4	1956.84			
133	Vijayapura	Bijapur	ARJUNAGI	GP	Sorghum (Jowar/Great Millet)	RF		4	710.42			
134	Vijayapura	Bijapur	BABALESWAR	GP	Sorghum (Jowar/Great Millet)	RF		4	242.48			
135	Vijayapura	Bijapur	HONNUTAGI	GP	Sorghum (Jowar/Great Millet)	RF		4	1409.35			
136	Vijayapura	Bijapur	SARWAD	GP	Sorghum (Jowar/Great Millet)	RF		4	460.28			
137	Vijayapura	Bijapur	KANNUR	GP	Sorghum (Jowar/Great Millet)	RF		4	188.03			

Government of Karnataka
Directorate of Economics and Statistics
GP Level Average Yield data for Rabi season 2017-18

S.N	District	Taluk	Insurance Unit (hobli/ GP)	GP/ HOBLI	Crop	IRR_RF	Area_S own_H a	No_CCEs_Conducted	Average Yield(Kg/Ha)	Name_Of_Higher_Level	No_cce_Conducted_Higher	Higher Average Yield(Kg/Ha)
138	Vijayapura	Bijapur	KARJOL	GP	Sorghum (Jowar/Great Millet)	RF				Hobli Level	43	965.34
139	Vijayapura	Bijapur	GONASAGI	GP	Sorghum (Jowar/Great Millet)	RF		4	514.74			
140	Vijayapura	Bijapur	BABANAGAR	GP	Sorghum (Jowar/Great Millet)	RF		4	1616.78			
141	Vijayapura	Bijapur	KANAMADI	GP	Sorghum (Jowar/Great Millet)	RF		4	361.59			
142	Vijayapura	Bijapur	ALIYABAD	GP	Sorghum (Jowar/Great Millet)	RF		4	446.67			
143	Vijayapura	Bijapur	BARATAGI	GP	Sorghum (Jowar/Great Millet)	RF				Hobli Level	32	762.32
144	Vijayapura	Bijapur	KUMATHE	GP	Sorghum (Jowar/Great Millet)	RF		4	378.69			
145	Vijayapura	Bijapur	TAJPUR.H	GP	Sorghum (Jowar/Great Millet)	RF		4	1599.51			
146	Vijayapura	Bijapur	AHERI	GP	Sorghum (Jowar/Great Millet)	RF		4	857.87			
147	Vijayapura	Bijapur	BOLACHIKKALAKI	GP	Sorghum (Jowar/Great Millet)	RF		4	302.04			
148	Vijayapura	Bijapur	JALAGERI	GP	Sorghum (Jowar/Great Millet)	RF		4	289.27			
149	Vijayapura	Bijapur	AINAPUR	GP	Sorghum (Jowar/Great Millet)	RF		4	618.10			
150	Vijayapura	Bijapur	BIJJARAGI	GP	Sorghum (Jowar/Great Millet)	RF				Hobli Level	47	842.27
151	Vijayapura	Bijapur	TAKKALAKI	GP	Sorghum (Jowar/Great Millet)	RF		4	255.45			

Government of Karnataka
Directorate of Economics and Statistics
GP Level Average Yield data for Rabi season 2017-18

S.N	District	Taluk	Insurance Unit (hobli/ GP)	GP/ HOBLI	Crop	IRR_RF	Area_S own_H a	No_CCEs_Conducted	Average Yield(Kg/Ha)	Name_Of_Higher_Level	No_cce Conducted_Higher	Higher Average Yield(Kg/Ha)
152	Vijayapura	Bijapur	LOHGAON	GP	Sorghum (Jowar/Great Millet)	RF		4	932.42			
153	Vijayapura	Bijapur	TORAVI	GP	Sorghum (Jowar/Great Millet)	RF		4	513.46			
154	Vijayapura	Bijapur	MAMADAPUR	GP	Sorghum (Jowar/Great Millet)	RF		4	316.67			
155	Vijayapura	Bijapur	KAMBAGI	GP	Sorghum (Jowar/Great Millet)	RF		4	743.17			
156	Vijayapura	Bijapur	JUMBAGI A	GP	Sorghum (Jowar/Great Millet)	RF		4	1833.60			
157	Vijayapura	Bijapur	HONAWAD	GP	Sorghum (Jowar/Great Millet)	RF		4	1378.30			
158	Vijayapura	Bijapur	NAGATHAN	GP	Sorghum (Jowar/Great Millet)	RF		4	778.48			
159	Vijayapura	Bijapur	Bijapur (ULB)	GP	Sorghum (Jowar/Great Millet)	RF		4	1003.94			
160	Vijayapura	Bijapur	HADAGALI	GP	Sorghum (Jowar/Great Millet)	RF				Hobli Level	42	1192.28
161	Vijayapura	Bijapur	SHIVANAGI	GP	Sorghum (Jowar/Great Millet)	RF		4	1385.43			
162	Vijayapura	Bijapur	HEGADIHAL	GP	Sorghum (Jowar/Great Millet)	RF		4	1561.36			
163	Vijayapura	Bijapur	TIDAGUNDI	GP	Sorghum (Jowar/Great Millet)	RF		4	466.67			
164	Vijayapura	Bijapur	ARAKERI	GP	Sorghum (Jowar/Great Millet)	RF		4	359.46			
165	Vijayapura	Bijapur	JUMANAL	GP	Sorghum (Jowar/Great Millet)	RF		4	1416.58			

Government of Karnataka
Directorate of Economics and Statistics
GP Level Average Yield data for Rabi season 2017-18

S.N	District	Taluk	Insurance Unit (hobli/ GP)	GP/ HOBLI	Crop	IRR_ RF	Area_S own_H a	No_CCEs_ Conducted	Average Yield(Kg/Ha)	Name_Of Higher_Le vel	No_cce Conducted_ Higher	Higher Average Yield(Kg/Ha)
166	Vijayapura	Bijapur	GUNAKI	GP	Sorghum (Jowar/Great Millet)	RF		4	625.34			
167	Vijayapura	Bijapur	KUMATAGI	GP	Sorghum (Jowar/Great Millet)	RF		4	1454.02			
168	Vijayapura	Bijapur	NIDONI	GP	Sorghum (Jowar/Great Millet)	RF		4	1288.96			
169	Vijayapura	Bijapur	MAKANAPUR	GP	Sorghum (Jowar/Great Millet)	RF		4	297.78			
170	Vijayapura	Bijapur	TIKOTA	GP	Sorghum (Jowar/Great Millet)	RF				Hobli Level	47	842.27
171	Vijayapura	Bijapur	HALAGANI	GP	Sorghum (Jowar/Great Millet)	RF		4	685.60			
172	Vijayapura	Bijapur	SIDDAPUR K	GP	Sorghum (Jowar/Great Millet)	RF		4	1137.52			
173	Vijayapura	Indi	SANGOGI	GP	Bengal Gram	RF		4	265.33			
174	Vijayapura	Indi	BARADOL	GP	Bengal Gram	RF		4	403.02			
175	Vijayapura	Indi	BASANAL	GP	Bengal Gram	RF		4	1515.46			
176	Vijayapura	Indi	LONI BK	GP	Bengal Gram	RF		4	1324.99			
177	Vijayapura	Indi	LACHYAN	GP	Bengal Gram	RF		4	452.71			
178	Vijayapura	Indi	ARJUNAGI B K	GP	Bengal Gram	RF		4	717.71			
179	Vijayapura	Indi	HIREBEVANUR	GP	Bengal Gram	RF		4	687.34			
180	Vijayapura	Indi	ZALAKI	GP	Bengal Gram	RF				Hobli Level	79	664.27
181	Vijayapura	Indi	ANJUTAGI	GP	Bengal Gram	RF		4	182.19			

Government of Karnataka
Directorate of Economics and Statistics
GP Level Average Yield data for Rabi season 2017-18

S.N	District	Taluk	Insurance Unit (hobli/ GP)	GP/ HOBLI	Crop	IRR_RF	Area_S own_H a	No_CCEs_Conducted	Average Yield(Kg/Ha)	Name_Of_Higher_Level	No_cce Conducted_Higher	Higher Average Yield(Kg/Ha)
182	Vijayapura	Indi	HANJAGI	GP	Bengal Gram	RF		4	1159.37			
183	Vijayapura	Indi	TENIHALLI	GP	Bengal Gram	RF		4	235.19			
184	Vijayapura	Indi	TADAVALLAGA	GP	Bengal Gram	RF		4	235.30			
185	Vijayapura	Indi	HINGANI	GP	Bengal Gram	RF		4	425.10			
186	Vijayapura	Indi	KOLURAGI	GP	Bengal Gram	RF		4	552.08			
187	Vijayapura	Indi	KAPANIMBARAGI	GP	Bengal Gram	RF		4	662.50			
188	Vijayapura	Indi	PADANUR	GP	Bengal Gram	RF		4	1115.20			
189	Vijayapura	Indi	AIRASANG	GP	Bengal Gram	RF		4	574.16			
190	Vijayapura	Indi	GUBBEWADA	GP	Bengal Gram	RF				Hobli Level	73	732.94
191	Vijayapura	Indi	AGARKHED	GP	Bengal Gram	RF		4	1429.89			
192	Vijayapura	Indi	INGALAGI	GP	Bengal Gram	RF		4	886.09			
193	Vijayapura	Indi	JIGAJIVANAGI	GP	Bengal Gram	RF		4	1610.64			
194	Vijayapura	Indi	LALASANGI	GP	Bengal Gram	RF		4	1148.33			
195	Vijayapura	Indi	DHULAKHED	GP	Bengal Gram	RF		4	334.34			
196	Vijayapura	Indi	Chadachana (ULB)	GP	Bengal Gram	RF		4	491.35			
197	Vijayapura	Indi	CHIKKBENUR	GP	Bengal Gram	RF		4	411.86			

Government of Karnataka
Directorate of Economics and Statistics
GP Level Average Yield data for Rabi season 2017-18

S.N	District	Taluk	Insurance Unit (hobli/ GP)	GP/ HOBLI	Crop	IRR_RF	Area_S own_H a	No_CCEs_Conducted	Average Yield(Kg/Ha)	Name_Of Higher_Level	No_cce Conducted_Higher	Higher Average Yield(Kg/Ha)
198	Vijayapura	Indi	D.NIMBARAGI	GP	Bengal Gram	RF		4	331.25			
199	Vijayapura	Indi	SALOTAGI	GP	Bengal Gram	RF		4	227.74			
200	Vijayapura	Indi	CHAVADIHAL	GP	Bengal Gram	RF		4	717.71			
201	Vijayapura	Indi	REVATGAON	GP	Bengal Gram	RF		4	371.11			
202	Vijayapura	Indi	TAMBA	GP	Bengal Gram	RF		4	894.37			
203	Vijayapura	Indi	NIMBAL KD	GP	Bengal Gram	RF		4	604.53			
204	Vijayapura	Indi	HATTALLI	GP	Bengal Gram	RF		4	610.93			
205	Vijayapura	Indi	INCHAGERI	GP	Bengal Gram	RF		4	231.88			
206	Vijayapura	Indi	HADALASANG	GP	Bengal Gram	RF		4	339.53			
207	Vijayapura	Indi	NANDARAGI	GP	Bengal Gram	RF		4	999.27			
208	Vijayapura	Indi	NIVARAGI	GP	Bengal Gram	RF		4	485.83			
209	Vijayapura	Indi	NAD KD	GP	Bengal Gram	RF		4	478.65			
210	Vijayapura	Indi	HORTI	GP	Bengal Gram	RF		4	663.49			
211	Vijayapura	Indi	SHIRASHYAD	GP	Bengal Gram	RF		4	366.03			
212	Vijayapura	Indi	ATHERGA	GP	Bengal Gram	RF		4	244.02			
213	Vijayapura	Indi	Indi (ULB)	GP	Bengal Gram	RF		4	1380.20			

Government of Karnataka
Directorate of Economics and Statistics
GP Level Average Yield data for Rabi season 2017-18

S.N	District	Taluk	Insurance Unit (hobli/ GP)	GP/ HOBLI	Crop	IRR_RF	Area_S own_H a	No_CCEs_Conducted	Average Yield(Kg/Ha)	Name_Of_Higher_Level	No_cce Conducted_Higher	Higher Average Yield(Kg/Ha)
214	Vijayapura	Indi	KHEDAGI	GP	Bengal Gram	RF		4	220.83			
215	Vijayapura	Indi	MASALI BK	GP	Bengal Gram	RF		4	1095.88			
216	Vijayapura	Indi	BALLOLLI	GP	Bengal Gram	RF		4	1369.16			
217	Vijayapura	Indi	MIRAGI	GP	Bengal Gram	RF		4	937.71			
218	Vijayapura	Indi	HALASANGI	GP	Bengal Gram	RF		4	869.36			
219	Vijayapura	Indi	BENAKANAHALLI	GP	Bengal Gram	RF		4	232.98			
220	Vijayapura	Indi	UMARANI	GP	Bengal Gram	RF		4	403.85			
221	Vijayapura	Indi	ALUR	GP	Bengal Gram	RF		4	353.33			
222	Vijayapura	Indi	BHATAGUNAKI	GP	Bengal Gram	RF		4	298.13			
223	Vijayapura	Indi	UMARAJA	GP	Bengal Gram	RF		4	182.19			
224	Vijayapura	Indi	BABALAD	GP	Bengal Gram	RF		4	673.54			
225	Vijayapura	Indi	RUGI	GP	Bengal Gram	RF		4	441.66			
226	Vijayapura	Indi	ALUR	GP	Sorghum (Jowar/Great Millet)	RF		4	1401.27			
227	Vijayapura	Indi	JIGAJIVANAGI	GP	Sorghum (Jowar/Great Millet)	RF		4	1319.17			
228	Vijayapura	Indi	BARADOL	GP	Sorghum (Jowar/Great Millet)	RF		4	370.10			

Government of Karnataka
Directorate of Economics and Statistics
GP Level Average Yield data for Rabi season 2017-18

S.N	District	Taluk	Insurance Unit (hobli/ GP)	GP/ HOBLI	Crop	IRR_RF	Area_S own_H a	No_CCEs_Conducted	Average Yield(Kg/Ha)	Name_Of Higher_Level	No_cce Conducted_Higher	Higher Average Yield(Kg/Ha)
229	Vijayapura	Indi	LALASANGI	GP	Sorghum (Jowar/Great Millet)	RF		4	838.12			
230	Vijayapura	Indi	CHIKKBENUR	GP	Sorghum (Jowar/Great Millet)	RF		4	340.79			
231	Vijayapura	Indi	Chadachana (ULB)	GP	Sorghum (Jowar/Great Millet)	RF		4	1084.77			
232	Vijayapura	Indi	LACHYAN	GP	Sorghum (Jowar/Great Millet)	RF		4	765.72			
233	Vijayapura	Indi	ARJUNAGI B K	GP	Sorghum (Jowar/Great Millet)	RF		4	425.40			
234	Vijayapura	Indi	D.NIMBARAGI	GP	Sorghum (Jowar/Great Millet)	RF		4	791.25			
235	Vijayapura	Indi	HIREBEVANUR	GP	Sorghum (Jowar/Great Millet)	RF		4	1725.00			
236	Vijayapura	Indi	NIMBAL KD	GP	Sorghum (Jowar/Great Millet)	RF		4	638.10			
237	Vijayapura	Indi	ANJUTAGI	GP	Sorghum (Jowar/Great Millet)	RF		4	519.92			
238	Vijayapura	Indi	REVATGAON	GP	Sorghum (Jowar/Great Millet)	RF		4	453.05			
239	Vijayapura	Indi	TADAVALAGA	GP	Sorghum (Jowar/Great Millet)	RF		4	486.53			
240	Vijayapura	Indi	HANJAGI	GP	Sorghum (Jowar/Great Millet)	RF		4	767.85			
241	Vijayapura	Indi	TAMBA	GP	Sorghum (Jowar/Great Millet)	RF		4	986.93			
242	Vijayapura	Indi	ZALAKI	GP	Sorghum (Jowar/Great Millet)	RF		4	1792.00			

Government of Karnataka
Directorate of Economics and Statistics
GP Level Average Yield data for Rabi season 2017-18

S.N	District	Taluk	Insurance Unit (hobli/ GP)	GP/HOBLI	Crop	IRR_RF	Area_Sown_Ha	No_CCEs_Conducted	Average Yield(Kg/Ha)	Name_Of_Higher_Level	No_cce Conducted_Higher	Higher Average Yield(Kg/Ha)
243	Vijayapura	Indi	HATTALLI	GP	Sorghum (Jowar/Great Millet)	RF		4	598.38			
244	Vijayapura	Indi	RUGI	GP	Sorghum (Jowar/Great Millet)	RF		4	396.99			
245	Vijayapura	Indi	HADALASANG	GP	Sorghum (Jowar/Great Millet)	RF		4	489.39			
246	Vijayapura	Indi	DHULAKHED	GP	Sorghum (Jowar/Great Millet)	RF		4	2400.26			
247	Vijayapura	Indi	NIVARAGI	GP	Sorghum (Jowar/Great Millet)	RF		4	391.44			
248	Vijayapura	Indi	NAD KD	GP	Sorghum (Jowar/Great Millet)	RF		4	633.85			
249	Vijayapura	Indi	SALOTAGI	GP	Sorghum (Jowar/Great Millet)	RF		4	167.01			
250	Vijayapura	Indi	CHAVADIHAL	GP	Sorghum (Jowar/Great Millet)	RF		4	765.72			
251	Vijayapura	Indi	NANDARAGI	GP	Sorghum (Jowar/Great Millet)	RF		4	995.44			
252	Vijayapura	Indi	MASALI BK	GP	Sorghum (Jowar/Great Millet)	RF		4	1431.47			
253	Vijayapura	Indi	MIRAGI	GP	Sorghum (Jowar/Great Millet)	RF		4	791.50			
254	Vijayapura	Indi	INCHAGERI	GP	Sorghum (Jowar/Great Millet)	RF		4	370.10			
255	Vijayapura	Indi	BENAKANAHALLI	GP	Sorghum (Jowar/Great Millet)	RF		4	552.94			
256	Vijayapura	Indi	BHATAGUNAKI	GP	Sorghum (Jowar/Great Millet)	RF		4	576.17			

Government of Karnataka
Directorate of Economics and Statistics
GP Level Average Yield data for Rabi season 2017-18

S.N	District	Taluk	Insurance Unit (hobli/ GP)	GP/HOBLI	Crop	IRR_RF	Area_S own_H a	No_CCEs_Conducted	Average Yield(Kg/Ha)	Name_Of_Higher_Level	No_cce_Conducted_Higher	Higher Average Yield(Kg/Ha)
257	Vijayapura	Indi	ATHERGA	GP	Sorghum (Jowar/Great Millet)	RF		4	505.79			
258	Vijayapura	Indi	Indi (ULB)	GP	Sorghum (Jowar/Great Millet)	RF				Hobli Level	76	883.52
259	Vijayapura	Indi	KHEDAGI	GP	Sorghum (Jowar/Great Millet)	RF		4	170.16			
260	Vijayapura	Indi	BABALAD	GP	Sorghum (Jowar/Great Millet)	RF		4	1161.34			
261	Vijayapura	Indi	BALLOLLI	GP	Sorghum (Jowar/Great Millet)	RF		4	1455.81			
262	Vijayapura	Indi	SANGOGI	GP	Sorghum (Jowar/Great Millet)	RF		4	273.96			
263	Vijayapura	Indi	HALASANGI	GP	Sorghum (Jowar/Great Millet)	RF		4	641.04			
264	Vijayapura	Indi	HORTI	GP	Sorghum (Jowar/Great Millet)	RF		4	521.05			
265	Vijayapura	Indi	BASANAL	GP	Sorghum (Jowar/Great Millet)	RF		4	1309.81			
266	Vijayapura	Indi	LONI BK	GP	Sorghum (Jowar/Great Millet)	RF		4	1154.96			
267	Vijayapura	Indi	UMARANI	GP	Sorghum (Jowar/Great Millet)	RF		4	382.82			
268	Vijayapura	Indi	TENIHALLI	GP	Sorghum (Jowar/Great Millet)	RF		4	285.02			
269	Vijayapura	Indi	SHIRASHYAD	GP	Sorghum (Jowar/Great Millet)	RF		4	483.26			
270	Vijayapura	Indi	HINGANI	GP	Sorghum (Jowar/Great Millet)	RF		4	504.48			

Government of Karnataka
Directorate of Economics and Statistics
GP Level Average Yield data for Rabi season 2017-18

S.N	District	Taluk	Insurance Unit (hobli/ GP)	GP/ HOBLI	Crop	IRR_RF	Area_S own_H a	No_CCEs_Conducted	Average Yield(Kg/Ha)	Name_Of_Higher_Level	No_cce Conducted_Higher	Higher Average Yield(Kg/Ha)
271	Vijayapura	Indi	KOLURAGI	GP	Sorghum (Jowar/Great Millet)	RF		4	616.10			
272	Vijayapura	Indi	KAPANIMBARAGI	GP	Sorghum (Jowar/Great Millet)	RF		4	528.00			
273	Vijayapura	Indi	PADANUR	GP	Sorghum (Jowar/Great Millet)	RF		4	1324.87			
274	Vijayapura	Indi	AIRASANG	GP	Sorghum (Jowar/Great Millet)	RF		4	573.21			
275	Vijayapura	Indi	GUBBEWADA	GP	Sorghum (Jowar/Great Millet)	RF				Hobli Level	76	883.52
276	Vijayapura	Indi	UMARAJA	GP	Sorghum (Jowar/Great Millet)	RF		4	250.99			
277	Vijayapura	Indi	AGARKHED	GP	Sorghum (Jowar/Great Millet)	RF		4	1502.31			
278	Vijayapura	Indi	INGALAGI	GP	Sorghum (Jowar/Great Millet)	RF		4	914.61			
279	Vijayapura	Muddebihal	KONNUR	GP	Bengal Gram	RF		4	1883.15			
280	Vijayapura	Muddebihal	HIRUR	GP	Bengal Gram	RF		4	883.33			
281	Vijayapura	Muddebihal	BALABATTI	GP	Bengal Gram	RF				Hobli Level	75	1055.58
282	Vijayapura	Muddebihal	MUKIHAL	GP	Bengal Gram	RF		4	668.30			
283	Vijayapura	Muddebihal	TUMBAGI	GP	Bengal Gram	RF		4	559.59			
284	Vijayapura	Muddebihal	BOMMANAHALLI	GP	Bengal Gram	RF		4	1001.53			
285	Vijayapura	Muddebihal	ADAVI SOMANAL	GP	Bengal Gram	RF		4	399.71			
286	Vijayapura	Muddebihal	NAGARABETTA	GP	Bengal Gram	RF		4	1194.64			

Government of Karnataka
Directorate of Economics and Statistics
GP Level Average Yield data for Rabi season 2017-18

S.N	District	Taluk	Insurance Unit (hobli/ GP)	GP/ HOBLI	Crop	IRR_RRF	Area_S own_H a	No_CCEs_Conducted	Average Yield(Kg/Ha)	Name_Of Higher_Level	No_cce Conducted_Higher	Higher Average Yield(Kg/Ha)
287	Vijayapura	Muddebihal	KUNTOJI	GP	Bengal Gram	RF		4	640.42			
288	Vijayapura	Muddebihal	DAVALAGI	GP	Bengal Gram	RF		4	48.31			
289	Vijayapura	Muddebihal	BAVOOR	GP	Bengal Gram	RF		4	1199.12			
290	Vijayapura	Muddebihal	KAVADIMATTI	GP	Bengal Gram	RF		4	472.03			
291	Vijayapura	Muddebihal	RUDAGI	GP	Bengal Gram	RF		4	595.63			
292	Vijayapura	Muddebihal	BASARAKOD	GP	Bengal Gram	RF		4	924.74			
293	Vijayapura	Muddebihal	Muddebihal (ULB)	GP	Bengal Gram	RF		4	796.37			
294	Vijayapura	Muddebihal	NAGABENAL	GP	Bengal Gram	RF		4	831.10			
295	Vijayapura	Muddebihal	HIREMURNAL	GP	Bengal Gram	RF		4	496.87			
296	Vijayapura	Muddebihal	TANGADAGI	GP	Bengal Gram	RF		4	679.06			
297	Vijayapura	Muddebihal	HADALAGERI	GP	Bengal Gram	RF		4	1612.68			
298	Vijayapura	Muddebihal	Talikote (ULB)	GP	Bengal Gram	RF		4	734.27			
299	Vijayapura	Muddebihal	BIJJUR	GP	Bengal Gram	RF		4	559.76			
300	Vijayapura	Muddebihal	RAKKASAGI	GP	Bengal Gram	RF		4	828.95			
301	Vijayapura	Muddebihal	KOLUR	GP	Bengal Gram	RF		4	1438.94			
302	Vijayapura	Muddebihal	ALUR	GP	Bengal Gram	RF		4	639.86			

Government of Karnataka
Directorate of Economics and Statistics
GP Level Average Yield data for Rabi season 2017-18

S.N	District	Taluk	Insurance Unit (hobli/ GP)	GP/ HOBLI	Crop	IRR_RF	Area_S own_H a	No_CCEs_Conducted	Average Yield(Kg/Ha)	Name_Of_Higher_Level	No_cce Conducted_Higher	Higher Average Yield(Kg/Ha)
303	Vijayapura	Muddebihal	MADIKESWAR	GP	Bengal Gram	RF		4	1164.89			
304	Vijayapura	Muddebihal	KODAGANUR	GP	Bengal Gram	RF		4	449.95			
305	Vijayapura	Muddebihal	HULLUR	GP	Bengal Gram	RF		4	1866.03			
306	Vijayapura	Muddebihal	MINAJAGI	GP	Bengal Gram	RF		4	165.63			
307	Vijayapura	Muddebihal	Nalatwada(ULB)	GP	Bengal Gram	RF		4	981.16			
308	Vijayapura	Muddebihal	KALAGI	GP	Bengal Gram	RF		4	1383.57			
309	Vijayapura	Muddebihal	YARAZARI	GP	Bengal Gram	RF		4	132.50			
310	Vijayapura	Muddebihal	BIDARKUNDI	GP	Bengal Gram	RF		4	444.43			
311	Vijayapura	Muddebihal	BANTANUR	GP	Bengal Gram	RF		4	419.58			
312	Vijayapura	Muddebihal	INGALAGERI	GP	Bengal Gram	RF		4	830.06			
313	Vijayapura	Muddebihal	YELAGUR	GP	Bengal Gram	RF		4	1766.66			
314	Vijayapura	Muddebihal	B.SALAWADGI	GP	Bengal Gram	RF		4	830.88			
315	Vijayapura	Muddebihal	DAVALAGI	GP	Sorghum (Jowar/Great Millet)	RF		4	231.85			
316	Vijayapura	Muddebihal	BALABATTI	GP	Sorghum (Jowar/Great Millet)	RF		4	1286.34			
317	Vijayapura	Muddebihal	RUDAGI	GP	Sorghum (Jowar/Great Millet)	RF		4	544.51			

Government of Karnataka
Directorate of Economics and Statistics
GP Level Average Yield data for Rabi season 2017-18

S.N	District	Taluk	Insurance Unit (hobli/ GP)	GP/HOBLI	Crop	IRR_RF	Area_S own_H a	No_CCEs Conducted	Average Yield(Kg/Ha)	Name_Of_Higher_Level	No_cce Conducted_Higher	Higher Average Yield(Kg/Ha)
318	Vijayapura	Muddebihal	MUKIHAL	GP	Sorghum (Jowar/Great Millet)	RF		4	685.53			
319	Vijayapura	Muddebihal	ADAVI SOMANAL	GP	Sorghum (Jowar/Great Millet)	RF		4	1322.80			
320	Vijayapura	Muddebihal	KUNTOJI	GP	Sorghum (Jowar/Great Millet)	RF		4	343.89			
321	Vijayapura	Muddebihal	KOLUR	GP	Sorghum (Jowar/Great Millet)	RF		4	1110.30			
322	Vijayapura	Muddebihal	BAVOOR	GP	Sorghum (Jowar/Great Millet)	RF		4	1012.88			
323	Vijayapura	Muddebihal	MADIKESWAR	GP	Sorghum (Jowar/Great Millet)	RF		4	966.45			
324	Vijayapura	Muddebihal	HIRUR	GP	Sorghum (Jowar/Great Millet)	RF		4	354.19			
325	Vijayapura	Muddebihal	KAVADIMATTI	GP	Sorghum (Jowar/Great Millet)	RF		4	344.58			
326	Vijayapura	Muddebihal	KODAGANUR	GP	Sorghum (Jowar/Great Millet)	RF		4	358.45			
327	Vijayapura	Muddebihal	BASARAKOD	GP	Sorghum (Jowar/Great Millet)	RF		4	1217.85			
328	Vijayapura	Muddebihal	NAGABENAL	GP	Sorghum (Jowar/Great Millet)	RF		4	1199.74			
329	Vijayapura	Muddebihal	HIREMURNAL	GP	Sorghum (Jowar/Great Millet)	RF		4	480.70			
330	Vijayapura	Muddebihal	MINAJAGI	GP	Sorghum (Jowar/Great Millet)	RF		4	1020.96			
331	Vijayapura	Muddebihal	BOMMANAHALLI	GP	Sorghum (Jowar/Great Millet)	RF		4	811.33			

Government of Karnataka
Directorate of Economics and Statistics
GP Level Average Yield data for Rabi season 2017-18

S.N	District	Taluk	Insurance Unit (hobli/ GP)	GP/HOBLI	Crop	IRR_RF	Area_S own_H a	No_CCEs_Conducted	Average Yield(Kg/Ha)	Name_Of_Higher_Level	No_cce Conducted_Higher	Higher Average Yield(Kg/Ha)
332	Vijayapura	Muddebihal	TANGADAGI	GP	Sorghum (Jowar/Great Millet)	RF		4	999.69			
333	Vijayapura	Muddebihal	HADALAGERI	GP	Sorghum (Jowar/Great Millet)	RF		4	1023.51			
334	Vijayapura	Muddebihal	BIJJUR	GP	Sorghum (Jowar/Great Millet)	RF		4	1027.09			
335	Vijayapura	Muddebihal	NAGARABETTA	GP	Sorghum (Jowar/Great Millet)	RF		4	1076.26			
336	Vijayapura	Muddebihal	BIDARKUNDI	GP	Sorghum (Jowar/Great Millet)	RF		4	559.40			
337	Vijayapura	Muddebihal	RAKKASAGI	GP	Sorghum (Jowar/Great Millet)	RF		4	1873.46			
338	Vijayapura	Muddebihal	BANTANUR	GP	Sorghum (Jowar/Great Millet)	RF		4	935.88			
339	Vijayapura	Muddebihal	YARAZARI	GP	Sorghum (Jowar/Great Millet)	RF		4	1591.00			
340	Vijayapura	Muddebihal	INGALAGERI	GP	Sorghum (Jowar/Great Millet)	RF		4	2212.59			
341	Vijayapura	Muddebihal	ALUR	GP	Sorghum (Jowar/Great Millet)	RF		4	971.62			
342	Vijayapura	Muddebihal	YELAGUR	GP	Sorghum (Jowar/Great Millet)	RF		4	2041.92			
343	Vijayapura	Muddebihal	Muddebihal (ULB)	GP	Sorghum (Jowar/Great Millet)	RF		4	833.79			
344	Vijayapura	Muddebihal	B.SALAWADGI	GP	Sorghum (Jowar/Great Millet)	RF		4	808.26			
345	Vijayapura	Muddebihal	Nalatwada(ULB)	GP	Sorghum (Jowar/Great Millet)	RF				Hobli Level	32	1155.77

Government of Karnataka
Directorate of Economics and Statistics
GP Level Average Yield data for Rabi season 2017-18

S.N	District	Taluk	Insurance Unit (hobli/ GP)	GP/ HOBLI	Crop	IRR_RF	Area_S own_H a	No_CCEs_Conducted	Average Yield(Kg/Ha)	Name_Of_Higher_Level	No_cce_Conducted_Higher	Higher Average Yield(Kg/Ha)
346	Vijayapura	Muddebihal	KALAGI	GP	Sorghum (Jowar/Great Millet)	RF		4	1109.19			
347	Vijayapura	Muddebihal	Talikote (ULB)	GP	Sorghum (Jowar/Great Millet)	RF		4	861.44			
348	Vijayapura	Muddebihal	KONNUR	GP	Sorghum (Jowar/Great Millet)	RF		4	1109.89			
349	Vijayapura	Muddebihal	TUMBAGI	GP	Sorghum (Jowar/Great Millet)	RF		4	514.22			
350	Vijayapura	Muddebihal	HULLUR	GP	Sorghum (Jowar/Great Millet)	RF		4	2190.81			
351	Vijayapura	Sindagi	MORATAGI	GP	Bengal Gram	RF		4	554.84			
352	Vijayapura	Sindagi	Sindagi (ULB)	GP	Bengal Gram	RF		4	856.83			
353	Vijayapura	Sindagi	CHIKKARUGI	GP	Bengal Gram	RF		4	502.39			
354	Vijayapura	Sindagi	BAGALUR	GP	Bengal Gram	RF		4	552.08			
355	Vijayapura	Sindagi	GUTTARAGI	GP	Bengal Gram	RF				Hobli Level	111	805.73
356	Vijayapura	Sindagi	RAMANALLI	GP	Bengal Gram	RF				Hobli Level	45	857.30
357	Vijayapura	Sindagi	MULASAVALAGI	GP	Bengal Gram	RF		4	1438.17			
358	Vijayapura	Sindagi	KERUTAGI	GP	Bengal Gram	RF				Hobli Level	58	949.28
359	Vijayapura	Sindagi	DEVAR NAVADGI	GP	Bengal Gram	RF		4	516.20			
360	Vijayapura	Sindagi	BAMMANALLI	GP	Bengal Gram	RF		4	866.76			
361	Vijayapura	Sindagi	KADANI	GP	Bengal Gram	RF		4	593.49			

Government of Karnataka
Directorate of Economics and Statistics
GP Level Average Yield data for Rabi season 2017-18

S.N	District	Taluk	Insurance Unit (hobli/ GP)	GP/ HOBLI	Crop	IRR_RF	Area_S own_H a	No_CCEs_Conducted	Average Yield(Kg/Ha)	Name_Of_Higher_Level	No_cce Conducted_Higher	Higher Average Yield(Kg/Ha)
362	Vijayapura	Sindagi	HIKKANAGUTTI	GP	Bengal Gram	RF		4	502.39			
363	Vijayapura	Sindagi	BEKINAL	GP	Bengal Gram	RF		4	756.35			
364	Vijayapura	Sindagi	KAKKALAMELI	GP	Bengal Gram	RF				Hobli Level	45	857.30
365	Vijayapura	Sindagi	ASKI	GP	Bengal Gram	RF		4	1270.72			
366	Vijayapura	Sindagi	MANUR	GP	Bengal Gram	RF		4	242.92			
367	Vijayapura	Sindagi	KORAWAR	GP	Bengal Gram	RF		4	607.51			
368	Vijayapura	Sindagi	NAGAVI B K	GP	Bengal Gram	RF		4	832.54			
369	Vijayapura	Sindagi	KALAKERI	GP	Bengal Gram	RF		4	1551.35			
370	Vijayapura	Sindagi	KONDAGULI	GP	Bengal Gram	RF		4	1549.30			
371	Vijayapura	Sindagi	DEVANGAON	GP	Bengal Gram	RF		4	568.64			
372	Vijayapura	Sindagi	HARANAL	GP	Bengal Gram	RF		4	499.74			
373	Vijayapura	Sindagi	BANDAL	GP	Bengal Gram	RF		4	535.52			
374	Vijayapura	Sindagi	KORAHALLI	GP	Bengal Gram	RF		4	513.43			
375	Vijayapura	Sindagi	HITNALLI	GP	Bengal Gram	RF		4	544.24			
376	Vijayapura	Sindagi	Alamela (ULB)	GP	Bengal Gram	RF		4	391.98			
377	Vijayapura	Sindagi	YELAGOD	GP	Bengal Gram	RF		4	584.10			

21

Government of Karnataka
Directorate of Economics and Statistics
GP Level Average Yield data for Rabi season 2017-18

S.N	District	Taluk	Insurance Unit (hobli/ GP)	GP/ HOBLI	Crop	IRR_RF	Area_S own_H a	No_CCEs_Conducted	Average Yield(Kg/Ha)	Name_Of_Higher_Level	No_cce Conducted_Higher	Higher Average Yield(Kg/Ha)
378	Vijayapura	Sindagi	SUNGATHAN	GP	Bengal Gram	RF		4	590.73			
379	Vijayapura	Sindagi	HONNALLI	GP	Bengal Gram	RF		4	1215.02			
380	Vijayapura	Sindagi	BYKOD	GP	Bengal Gram	RF		4	524.48			
381	Vijayapura	Sindagi	GUBBEWAD	GP	Bengal Gram	RF		4	662.50			
382	Vijayapura	Sindagi	CHANDAKAVATE	GP	Bengal Gram	RF		4	1170.52			
383	Vijayapura	Sindagi	Devarahipparagi (ULB)	GP	Bengal Gram	RF		4	1214.58			
384	Vijayapura	Sindagi	JALAWAD	GP	Bengal Gram	RF		4	1285.30			
385	Vijayapura	Sindagi	YARAGAL BK	GP	Bengal Gram	RF				Hobli Level	66	779.94
386	Vijayapura	Sindagi	HANDIGANUR	GP	Bengal Gram	RF		4	524.48			
387	Vijayapura	Sindagi	KANNOLLI	GP	Bengal Gram	RF		4	615.57			
388	Vijayapura	Sindagi	RAMPUR PA	GP	Bengal Gram	RF				Hobli Level	66	779.94
389	Vijayapura	Sindagi	MALAGHAN	GP	Bengal Gram	RF				Hobli Level	45	857.30
390	Vijayapura	Sindagi	GABASAVALAGI	GP	Bengal Gram	RF				Hobli Level	45	857.30
391	Vijayapura	Sindagi	GOLAGERI	GP	Bengal Gram	RF		4	477.55			
392	Vijayapura	Sindagi	YENKANCHI	GP	Bengal Gram	RF		4	883.33			
393	Vijayapura	Sindagi	KOKATANUR	GP	Bengal Gram	RF		4	638.04			

Government of Karnataka
Directorate of Economics and Statistics
GP Level Average Yield data for Rabi season 2017-18

S.N	District	Taluk	Insurance Unit (hobli/ GP)	GP/ HOBLI	Crop	IRR_RF	Area_S own_H a	No_CCEs_Conducted	Average Yield(Kg/Ha)	Name_Of_Higher_Level	No_cce Conducted_Higher	Higher Average Yield(Kg/Ha)
394	Vijayapura	Sindagi	BALAGANUR	GP	Bengal Gram	RF		4	1837.77			
395	Vijayapura	Sindagi	HUNASHYAL	GP	Bengal Gram	RF		4	1435.85			
396	Vijayapura	Sindagi	CHATTARAKI	GP	Bengal Gram	RF		4	556.44			
397	Vijayapura	Sindagi	ASKI	GP	Sorghum (Jowar/Great Millet)	RF		4	1999.64			
398	Vijayapura	Sindagi	Sindagi (ULB)	GP	Sorghum (Jowar/Great Millet)	RF		4	1187.51			
399	Vijayapura	Sindagi	CHIKKARUGI	GP	Sorghum (Jowar/Great Millet)	RF		4	1464.60			
400	Vijayapura	Sindagi	GOLAGERI	GP	Sorghum (Jowar/Great Millet)	RF		4	1032.71			
401	Vijayapura	Sindagi	RAMANALLI	GP	Sorghum (Jowar/Great Millet)	RF				Hobli Level	45	1122.21
402	Vijayapura	Sindagi	KALAKERI	GP	Sorghum (Jowar/Great Millet)	RF		4	1280.45			
403	Vijayapura	Sindagi	HARANAL	GP	Sorghum (Jowar/Great Millet)	RF		4	341.68			
404	Vijayapura	Sindagi	KADANI	GP	Sorghum (Jowar/Great Millet)	RF		4	1135.82			
405	Vijayapura	Sindagi	BANDAL	GP	Sorghum (Jowar/Great Millet)	RF		4	923.62			
406	Vijayapura	Sindagi	HITNALLI	GP	Sorghum (Jowar/Great Millet)	RF		4	1050.02			
407	Vijayapura	Sindagi	KAKKALAMELI	GP	Sorghum (Jowar/Great Millet)	RF		4	1298.51			

Government of Karnataka
Directorate of Economics and Statistics
GP Level Average Yield data for Rabi season 2017-18

S.N	District	Taluk	Insurance Unit (hobli/ GP)	GP/ HOBLI	Crop	IRR_RF	Area_S own_H a	No_CCEs_Conducted	Average Yield(Kg/Ha)	Name_Of_Higher_Level	No_cce Conducted_Higher	Higher Average Yield(Kg/Ha)
408	Vijayapura	Sindagi	KORAWAR	GP	Sorghum (Jowar/Great Millet)	RF		4	727.80			
409	Vijayapura	Sindagi	HONNALLI	GP	Sorghum (Jowar/Great Millet)	RF		4	1872.02			
410	Vijayapura	Sindagi	NAGAVI B K	GP	Sorghum (Jowar/Great Millet)	RF				Hobli Level	67	1088.33
411	Vijayapura	Sindagi	BAGALUR	GP	Sorghum (Jowar/Great Millet)	RF		4	799.75			
412	Vijayapura	Sindagi	GUTTARAGI	GP	Sorghum (Jowar/Great Millet)	RF				Hobli Level	112	1099.62
413	Vijayapura	Sindagi	KERUTAGI	GP	Sorghum (Jowar/Great Millet)	RF		4	553.02			
414	Vijayapura	Sindagi	DEVAR NAVADGI	GP	Sorghum (Jowar/Great Millet)	RF		4	681.36			
415	Vijayapura	Sindagi	HANDIGANUR	GP	Sorghum (Jowar/Great Millet)	RF		4	1306.27			
416	Vijayapura	Sindagi	HIKKANAGUTTI	GP	Sorghum (Jowar/Great Millet)	RF		4	862.05			
417	Vijayapura	Sindagi	BAMMANALLI	GP	Sorghum (Jowar/Great Millet)	RF		4	1020.38			
418	Vijayapura	Sindagi	RAMPUR PA	GP	Sorghum (Jowar/Great Millet)	RF		4	1058.69			
419	Vijayapura	Sindagi	KORAHALLI	GP	Sorghum (Jowar/Great Millet)	RF		4	1020.38			
420	Vijayapura	Sindagi	Alamela (ULB)	GP	Sorghum (Jowar/Great Millet)	RF		4	1183.12			
421	Vijayapura	Sindagi	MANUR	GP	Sorghum (Jowar/Great Millet)	RF		4	187.18			


Government of Karnataka
Directorate of Economics and Statistics
GP Level Average Yield data for Rabi season 2017-18

S.N	District	Taluk	Insurance Unit (hobli/ GP)	GP/ HOBLI	Crop	IRR_RF	Area_S own_H a	No_CCEs_Conducted	Average Yield(Kg/Ha)	Name_Of_Higher_Level	No_cce Conducted_Higher	Higher Average Yield(Kg/Ha)
422	Vijayapura	Sindagi	YELAGOD	GP	Sorghum (Jowar/Great Millet)	RF		4	471.71			
423	Vijayapura	Sindagi	GABASAVALAGI	GP	Sorghum (Jowar/Great Millet)	RF		4	1130.63			
424	Vijayapura	Sindagi	SUNGATHAN	GP	Sorghum (Jowar/Great Millet)	RF		4	1425.02			
425	Vijayapura	Sindagi	CHANDAKAVATE	GP	Sorghum (Jowar/Great Millet)	RF		4	889.70			
426	Vijayapura	Sindagi	GUBBEWAD	GP	Sorghum (Jowar/Great Millet)	RF		4	638.10			
427	Vijayapura	Sindagi	KONDAGULI	GP	Sorghum (Jowar/Great Millet)	RF		4	1399.78			
428	Vijayapura	Sindagi	KOKATANUR	GP	Sorghum (Jowar/Great Millet)	RF		4	1207.68			
429	Vijayapura	Sindagi	Devarahipparagi (ULB)	GP	Sorghum (Jowar/Great Millet)	RF				Hobli Level	57	1193.22
430	Vijayapura	Sindagi	DEVANGAON	GP	Sorghum (Jowar/Great Millet)	RF		4	1279.88			
431	Vijayapura	Sindagi	YARAGAL BK	GP	Sorghum (Jowar/Great Millet)	RF				Hobli Level	67	1088.33
432	Vijayapura	Sindagi	BYKOD	GP	Sorghum (Jowar/Great Millet)	RF		4	1352.67			
433	Vijayapura	Sindagi	JALAWAD	GP	Sorghum (Jowar/Great Millet)	RF		4	1251.95			
434	Vijayapura	Sindagi	HUNASHYAL	GP	Sorghum (Jowar/Great Millet)	RF		4	1616.86			
435	Vijayapura	Sindagi	CHATTARAKI	GP	Sorghum (Jowar/Great Millet)	RF		4	729.95			

32

Government of Karnataka
Directorate of Economics and Statistics
GP Level Average Yield data for Rabi season 2017-18

S.N	District	Taluk	Insurance Unit (hobli/ GP)	GP/ HOBLI	Crop	IRR_RF	Area_S own_H a	No_CCEs_Conducted	Average Yield(Kg/Ha)	Name_Of Higher_Level	No_cce Conducted_Higher	Higher Average Yield(Kg/Ha)
436	Vijayapura	Sindagi	KANNOLLI	GP	Sorghum (Jowar/Great Millet)	RF		4	1169.85			
437	Vijayapura	Sindagi	MORATAGI	GP	Sorghum (Jowar/Great Millet)	RF		4	1249.09			
438	Vijayapura	Sindagi	BALAGANUR	GP	Sorghum (Jowar/Great Millet)	RF		4	1212.82			
439	Vijayapura	Sindagi	MALAGHAN	GP	Sorghum (Jowar/Great Millet)	RF				Hobli Level	45	1122.21
440	Vijayapura	Sindagi	YENKANCHI	GP	Sorghum (Jowar/Great Millet)	RF		4	1099.55			
441	Vijayapura	Sindagi	MULASAVALAGI	GP	Sorghum (Jowar/Great Millet)	RF		4	2050.43			
442	Vijayapura	Sindagi	BEKINAL	GP	Sorghum (Jowar/Great Millet)	RF		4	841.21			


Joint Director
Crop insurance scheme Division
Directorate of Economics and Statistics

Government of Karnataka
Directorate of Economics and Statistics
GP Level Average Yield data for Rabi season 2017-18

S.N	District	Taluk	Insurance Unit (hobli/ GP)	GP/ HOBLI	Crop	IRR_RF	Area_Sown_Ha	No_CCEs_Conducted	Average Yield(Kg/Ha)	Name_Of_Higher_Level	No_cce_Conducted_Higher	Higher Average Yield(Kg/Ha)
1	YADGIRI	Shahapur	RUSTAPUR	GP	Sorghum (Jowar/Great Millet)	RF		4	4653.03			
2	YADGIRI	Shahapur	VADIGERA	GP	Sorghum (Jowar/Great Millet)	RF		4	2509.23			
3	YADGIRI	Shahapur	SAGAR (B)	GP	Sorghum (Jowar/Great Millet)	RF		4	4724.53			
4	YADGIRI	Shahapur	HOTPET	GP	Sorghum (Jowar/Great Millet)	RF		4	1117.15			
5	YADGIRI	Shahapur	BILHAR	GP	Sorghum (Jowar/Great Millet)	RF		4	967.61			
6	YADGIRI	Shahapur	GULSARAM	GP	Sorghum (Jowar/Great Millet)	RF		4	1157.09			
7	YADGIRI	Shahapur	HOSAKERA	GP	Sorghum (Jowar/Great Millet)	RF				Hobli Level	28	1759.70
8	YADGIRI	Shahapur	VANADURGA	GP	Sorghum (Jowar/Great Millet)	RF				Hobli Level	28	1759.70
9	YADGIRI	Shahapur	TADIBIDI	GP	Sorghum (Jowar/Great Millet)	RF		4	2424.07			
10	YADGIRI	Shahapur	GOGI (K)	GP	Sorghum (Jowar/Great Millet)	RF		4	910.43			
11	YADGIRI	Shahapur	UKKINAL	GP	Sorghum (Jowar/Great Millet)	RF		4	3153.28			
12	YADGIRI	Shahapur	GOGI PETH	GP	Sorghum (Jowar/Great Millet)	RF				Hobli Level	28	1759.70

Government of Karnataka
Directorate of Economics and Statistics
GP Level Average Yield data for Rabi season 2017-18

S.N	District	Taluk	Insurance Unit (hobli/ GP)	GP/HOBLI	Crop	IRR_RF	Area_S own_H a	No_CCEs_Conducted	Average Yield(Kg/Ha)	Name_Of_Higher_Level	No_cce_Conducted_Higher	Higher Average Yield(Kg/Ha)
13	YADGIRI	Shahapur	NAGANATAGI	GP	Sorghum (Jowar/Great Millet)	RF		4	6125.76			
14	YADGIRI	Shahapur	DOHARNALLI	GP	Sorghum (Jowar/Great Millet)	RF				Hobli Level	65	2037.30
15	YADGIRI	Shahapur	CHAMANAL	GP	Sorghum (Jowar/Great Millet)	RF		4	2275.89			
16	YADGIRI	Shahapur	KAKKASGERA	GP	Sorghum (Jowar/Great Millet)	RF		4	2087.78			
17	YADGIRI	Shahapur	CHATNALLI	GP	Sorghum (Jowar/Great Millet)	RF		4	1029.18			
18	YADGIRI	Shahapur	IBRAHIMPUR	GP	Sorghum (Jowar/Great Millet)	RF		4	2384.15			
19	YADGIRI	Shahapur	T. WADGERA	GP	Sorghum (Jowar/Great Millet)	RF		4	1851.65			
20	YADGIRI	Shahapur	KADUMGERA B	GP	Sorghum (Jowar/Great Millet)	RF		4	1183.12			
21	YADGIRI	Shahapur	KONKAL	GP	Sorghum (Jowar/Great Millet)	RF		4	923.62			
22	YADGIRI	Shahapur	KHANAPUR	GP	Sorghum (Jowar/Great Millet)	RF		4	1024.78			
23	YADGIRI	Shahapur	NAIKAL	GP	Sorghum (Jowar/Great Millet)	RF		4	1081.96			
24	YADGIRI	Shahapur	KURKUNDA	GP	Sorghum (Jowar/Great Millet)	RF		4	1233.45			
25	YADGIRI	Shahapur	B.Gudi(ULB/NAC)	GP	Sorghum (Jowar/Great Millet)	RF				Hobli Level	28	1759.70
26	YADGIRI	Shahapur	Shahpura (ULB)	GP	Sorghum (Jowar/Great Millet)	RF		4	1913.22			

Government of Karnataka
Directorate of Economics and Statistics
GP Level Average Yield data for Rabi season 2017-18

S.N	District	Taluk	Insurance Unit (hobli/ GP)	GP/HOBLI	Crop	IRR_RF	Area_S own_H a	No_CCEs_Conducted	Average Yield(Kg/Ha)	Name_Of_Higher_Level	No_cce Conducted_Higher	Higher Average Yield(Kg/Ha)
27	YADGIRI	Shahapur	KOLLUR (M)	GP	Sorghum (Jowar/Great Millet)	RF		4	2132.02			
28	YADGIRI	Shahapur	HALGERA	GP	Sorghum (Jowar/Great Millet)	RF				Hobli Level	29	1301.44
29	YADGIRI	Shahapur	ANABI	GP	Sorghum (Jowar/Great Millet)	RF		4	1714.36			
30	YADGIRI	Shahapur	HATTIGUDUR	GP	Sorghum (Jowar/Great Millet)	RF		4	1323.86			
31	YADGIRI	Shahapur	HURASAGUNDAGI	GP	Sorghum (Jowar/Great Millet)	RF		4	1208.14			
32	YADGIRI	Shahapur	AIKUR	GP	Sorghum (Jowar/Great Millet)	RF		4	2545.59			
33	YADGIRI	Shahapur	TUMAKURA	GP	Sorghum (Jowar/Great Millet)	RF		4	1420.62			
34	YADGIRI	Shahapur	ULLESUGOOR	GP	Sorghum (Jowar/Great Millet)	RF		4	1438.21			
35	YADGIRI	Shahapur	SHIRVAL	GP	Sorghum (Jowar/Great Millet)	RF		4	518.99			
36	YADGIRI	Shahapur	BEERANURA	GP	Sorghum (Jowar/Great Millet)	RF		4	4254.15			
37	YADGIRI	Shahapur	MADRAKI	GP	Sorghum (Jowar/Great Millet)	RF		4	1306.27			
38	YADGIRI	Shahapur	GUNDAGARTHI	GP	Sorghum (Jowar/Great Millet)	RF		4	879.64			
39	YADGIRI	Shahapur	HAIYAL (B)	GP	Sorghum (Jowar/Great Millet)	RF				Hobli Level	33	2154.07
40	YADGIRI	Shahapur	GINAL	GP	Sorghum (Jowar/Great Millet)	RF		4	721.05			

Government of Karnataka
Directorate of Economics and Statistics
GP Level Average Yield data for Rabi season 2017-18

S.N	District	Taluk	Insurance Unit (hobli/ GP)	GP/ HOBLI	Crop	IRR_RF	Area_S own_H a	No_CCEs Conducted	Average Yield(Kg/Ha)	Name_Of Higher_Level	No_cce Conducted_Higher	Higher Average Yield(Kg/Ha)
41	YADGIRI	Shahapur	BENDEBEMBLI	GP	Sorghum (Jowar/Great Millet)	RF		4	1152.33			
42	YADGIRI	Shahapur	KANNE KOLLUR	GP	Sorghum (Jowar/Great Millet)	RF		4	1385.43			
43	YADGIRI	Shahapur	MUDBOOL	GP	Sorghum (Jowar/Great Millet)	RF		4	2441.00			
44	YADGIRI	Shorapur	NARAYANPUR	GP	Sorghum (Jowar/Great Millet)	RF		4	1550.19			
45	YADGIRI	Shorapur	YEVOOR	GP	Sorghum (Jowar/Great Millet)	RF		4	1774.42			
46	YADGIRI	Shorapur	KODEKAL	GP	Sorghum (Jowar/Great Millet)	RF		4	895.04			
47	YADGIRI	Shorapur	HEBBAL (B)	GP	Sorghum (Jowar/Great Millet)	RF		4	1120.34			
48	YADGIRI	Shorapur	HEMANOOR	GP	Sorghum (Jowar/Great Millet)	RF				Hobli Level	24	1189.38
49	YADGIRI	Shorapur	KHANAPUR (S.H)	GP	Sorghum (Jowar/Great Millet)	RF		4	1014.92			
50	YADGIRI	Shorapur	PETH AMMAPUR	GP	Sorghum (Jowar/Great Millet)	RF		4	2498.18			
51	YADGIRI	Shorapur	MALLA (B)	GP	Sorghum (Jowar/Great Millet)	RF				Hobli Level	17	1454.92
52	YADGIRI	Shorapur	DEVAPUR	GP	Sorghum (Jowar/Great Millet)	RF		4	923.62			
53	YADGIRI	Shorapur	YALAGI	GP	Sorghum (Jowar/Great Millet)	RF		4	1748.61			
54	YADGIRI	Shorapur	MUDNOOR (K)	GP	Sorghum (Jowar/Great Millet)	RF				Hobli Level	17	1454.92

Government of Karnataka
Directorate of Economics and Statistics
GP Level Average Yield data for Rabi season 2017-18

S.N	District	Taluk	Insurance Unit (hobli/ GP)	GP/ HOBLI	Crop	IRR_RF	Area_S own_H a	No_CCEs_Conducted	Average Yield(Kg/Ha)	Name_Of_Higher_Level	No_cce Conducted_Higher	Higher Average Yield(Kg/Ha)
55	YADGIRI	Shorapur	DEVATKAL	GP	Sorghum (Jowar/Great Millet)	RF		4	967.61			
56	YADGIRI	Shorapur	DEIKERA	GP	Sorghum (Jowar/Great Millet)	RF		4	923.62			
57	YADGIRI	Shorapur	ARKERA (J)	GP	Sorghum (Jowar/Great Millet)	RF		4	4894.99			
58	YADGIRI	Shorapur	YAKTAPUR	GP	Sorghum (Jowar/Great Millet)	RF		4	796.08			
59	YADGIRI	Shorapur	BAILKUNTI	GP	Sorghum (Jowar/Great Millet)	RF				Hobli Level	28	908.37
60	YADGIRI	Shorapur	PARASANALLI	GP	Sorghum (Jowar/Great Millet)	RF				Hobli Level	17	1454.92
61	YADGIRI	Shorapur	BAICHBAL	GP	Sorghum (Jowar/Great Millet)	RF				Hobli Level	19	2601.61
62	YADGIRI	Shorapur	JOGUNDBHAVI	GP	Sorghum (Jowar/Great Millet)	RF		4	725.22			
63	YADGIRI	Shorapur	MALGATTI	GP	Sorghum (Jowar/Great Millet)	RF				Hobli Level	17	1454.92
64	YADGIRI	Shorapur	WAJJAL	GP	Sorghum (Jowar/Great Millet)	RF		4	1231.50			
65	YADGIRI	Shorapur	GEDDALMARI	GP	Sorghum (Jowar/Great Millet)	RF				Hobli Level	28	908.37
66	YADGIRI	Shorapur	BARDEVANAL	GP	Sorghum (Jowar/Great Millet)	RF		4	1440.30			
67	YADGIRI	Shorapur	ALDAL	GP	Sorghum (Jowar/Great Millet)	RF		4	901.63			
68	YADGIRI	Shorapur	NAGANOOOR	GP	Sorghum (Jowar/Great Millet)	RF				Hobli Level	17	1454.92

Government of Karnataka
Directorate of Economics and Statistics
GP Level Average Yield data for Rabi season 2017-18

S.N	District	Taluk	Insurance Unit (hobli/ GP)	GP/ HOBLI	Crop	IRR_Rf	Area_S own_H a	No_CCEs_Conducted	Average Yield(Kg/Ha)	Name_Of_Higher_Level	No_cce Conducted_Higher	Higher Average Yield(Kg/Ha)
69	YADGIRI	Shorapur	HAGARATAGI	GP	Sorghum (Jowar/Great Millet)	RF		4	1405.95			
70	YADGIRI	Shorapur	HUNASAGI	GP	Sorghum (Jowar/Great Millet)	RF		4	1266.68			
71	YADGIRI	Shorapur	DEVARGONAL	GP	Sorghum (Jowar/Great Millet)	RF		4	980.80			
72	YADGIRI	Shorapur	KAMNATAGI	GP	Sorghum (Jowar/Great Millet)	RF		4	841.38			
73	YADGIRI	Shorapur	WAGANGERA	GP	Sorghum (Jowar/Great Millet)	RF				Hobli Level	24	1189.38
74	YADGIRI	Shorapur	ARKERA (K)	GP	Sorghum (Jowar/Great Millet)	RF				Hobli Level	24	1189.38
75	YADGIRI	Shorapur	TINTHNI	GP	Sorghum (Jowar/Great Millet)	RF		4	958.81			
76	YADGIRI	Shorapur	KARADAKAL	GP	Sorghum (Jowar/Great Millet)	RF		4	828.46			
77	YADGIRI	Shorapur	MARNAL	GP	Sorghum (Jowar/Great Millet)	RF		4	1323.00			
78	YADGIRI	Shorapur	RAJAN KOLLUR	GP	Sorghum (Jowar/Great Millet)	RF				Hobli Level	26	1391.10
79	YADGIRI	Shorapur	AGNI	GP	Sorghum (Jowar/Great Millet)	RF				Hobli Level	19	2601.61
80	YADGIRI	Shorapur	MALNOOR	GP	Sorghum (Jowar/Great Millet)	RF		4	3404.90			
81	YADGIRI	Shorapur	Kakkera(ULB)	GP	Sorghum (Jowar/Great Millet)	RF		4	483.80			
82	YADGIRI	Shorapur	SUGOOR	GP	Sorghum (Jowar/Great Millet)	RF		4	773.16			

Government of Karnataka
Directorate of Economics and Statistics
GP Level Average Yield data for Rabi season 2017-18

S.N	District	Taluk	Insurance Unit (hobli/ GP)	GP/ HOBLI	Crop	IRR_RF	Area_S own_H a	No_CCEs_Conducted	Average Yield(Kg/Ha)	Name_Of_Higher_Level	No_cce Conducted_Higher	Higher Average Yield(Kg/Ha)
83	YADGIRI	Shorapur	Kembhavi(ULB)	GP	Sorghum (Jowar/Great Millet)	RF				Hobli Level	17	1454.92
84	YADGIRI	Shorapur	KACHAKNUR	GP	Sorghum (Jowar/Great Millet)	RF		4	1024.78			
85	YADGIRI	Shorapur	KOLIHAI	GP	Sorghum (Jowar/Great Millet)	RF				Hobli Level	17	1454.92
86	YADGIRI	Yadgir	CHANDRIKI	GP	Sorghum (Jowar/Great Millet)	RF		4	974.20			
87	YADGIRI	Yadgir	KAKALWAR	GP	Sorghum (Jowar/Great Millet)	RF		4	1738.66			
88	YADGIRI	Yadgir	ALLIPUR	GP	Sorghum (Jowar/Great Millet)	RF		4	615.75			
89	YADGIRI	Yadgir	Gurmitkal(ULB)	GP	Sorghum (Jowar/Great Millet)	RF		4	1671.82			
90	YADGIRI	Yadgir	HALIGERA	GP	Sorghum (Jowar/Great Millet)	RF		4	1231.50			
91	YADGIRI	Yadgir	JAIGRAM	GP	Sorghum (Jowar/Great Millet)	RF		4	1020.38			
92	YADGIRI	Yadgir	GAJARKOT	GP	Sorghum (Jowar/Great Millet)	RF		4	1551.23			
93	YADGIRI	Yadgir	MUNDARGI	GP	Sorghum (Jowar/Great Millet)	RF		4	2594.94			
94	YADGIRI	Yadgir	BADIYAL	GP	Sorghum (Jowar/Great Millet)	RF				Hobli Level	12	2443.70
95	YADGIRI	Yadgir	Yampada	GP	Sorghum (Jowar/Great Millet)	RF				Hobli Level	32	1392.93
96	YADGIRI	Yadgir	MUDNAL	GP	Sorghum (Jowar/Great Millet)	RF		4	1079.36			

Government of Karnataka
Directorate of Economics and Statistics
GP Level Average Yield data for Rabi season 2017-18


S.N	District	Taluk	Insurance Unit (hobli/ GP)	GP/HOBLI	Crop	IRR_RF	Area_S own_H a	No_CCEs_Conducted	Average Yield(Kg/Ha)	Name_Of_Higher_Level	No_cce_Conducted_Higher	Higher Average Yield(Kg/Ha)
97	YADGIRI	Yadgir	KILLANKERA	GP	Sorghum (Jowar/Great Millet)	RF		4	571.77			
98	YADGIRI	Yadgir	Yadgir (ULB)	GP	Sorghum (Jowar/Great Millet)	RF		4	1729.60			
99	YADGIRI	Yadgir	CHAPETLA	GP	Sorghum (Jowar/Great Millet)	RF		4	1227.10			
100	YADGIRI	Yadgir	ARAKERA (B)	GP	Sorghum (Jowar/Great Millet)	RF		4	1130.34			
101	YADGIRI	Yadgir	KANDKUR	GP	Sorghum (Jowar/Great Millet)	RF		4	1603.21			
102	YADGIRI	Yadgir	KADECHUR	GP	Sorghum (Jowar/Great Millet)	RF		4	5129.48			
103	YADGIRI	Yadgir	CHINNAKAR	GP	Sorghum (Jowar/Great Millet)	RF		4	1350.25			
104	YADGIRI	Yadgir	THANGUNDA	GP	Sorghum (Jowar/Great Millet)	RF				Hobli Level	24	1306.63
105	YADGIRI	Yadgir	MINASPUR	GP	Sorghum (Jowar/Great Millet)	RF		4	1024.78			
106	YADGIRI	Yadgir	AJALAPUR	GP	Sorghum (Jowar/Great Millet)	RF				Hobli Level	12	2443.70
107	YADGIRI	Yadgir	RAMASAMUDRA	GP	Sorghum (Jowar/Great Millet)	RF		4	972.00			
108	YADGIRI	Yadgir	BELGUNDI	GP	Sorghum (Jowar/Great Millet)	RF				Hobli Level	12	2443.70
109	YADGIRI	Yadgir	PUTPAK	GP	Sorghum (Jowar/Great Millet)	RF		4	1131.57			
110	YADGIRI	Yadgir	ARKERA (K)	GP	Sorghum (Jowar/Great Millet)	RF		4	910.43			

Government of Karnataka
Directorate of Economics and Statistics
GP Level Average Yield data for Rabi season 2017-18

S.N	District	Taluk	Insurance Unit (hobli/ GP)	GP/ HOBLI	Crop	IRR_RF	Area_S own_H a	No_CCEs_Conducted	Average Yield(Kg/Ha)	Name_Of_Higher_Level	No_cce Conducted_Higher	Higher Average Yield(Kg/Ha)
111	YADGIRI	Yadgir	SAIDAPUR	GP	Sorghum (Jowar/Great Millet)	RF		4	1297.47			
112	YADGIRI	Yadgir	ANAPUR	GP	Sorghum (Jowar/Great Millet)	RF		4	900.15			
113	YADGIRI	Yadgir	KALEBELGUNDI	GP	Sorghum (Jowar/Great Millet)	RF		4	677.32			
114	YADGIRI	Yadgir	BALICHAKRA	GP	Sorghum (Jowar/Great Millet)	RF		4	876.20			
115	YADGIRI	Yadgir	MADVAR	GP	Sorghum (Jowar/Great Millet)	RF		4	765.29			
116	YADGIRI	Yadgir	WARKANALLI	GP	Sorghum (Jowar/Great Millet)	RF		4	1130.34			
117	YADGIRI	Yadgir	YALSATTI	GP	Sorghum (Jowar/Great Millet)	RF				Hobli Level	29	1531.48
118	YADGIRI	Yadgir	YARAGOL	GP	Sorghum (Jowar/Great Millet)	RF		4	1240.29			
119	YADGIRI	Yadgir	MOTNALLI	GP	Sorghum (Jowar/Great Millet)	RF		4	1008.51			
120	YADGIRI	Yadgir	HONAGERA	GP	Sorghum (Jowar/Great Millet)	RF				Hobli Level	29	1137.74
121	YADGIRI	Yadgir	KAULUR	GP	Sorghum (Jowar/Great Millet)	RF		4	4962.84			
122	YADGIRI	Yadgir	YALHERI	GP	Sorghum (Jowar/Great Millet)	RF		4	1750.48			
123	YADGIRI	Yadgir	BANDALLI	GP	Sorghum (Jowar/Great Millet)	RF		4	1064.36			
124	YADGIRI	Yadgir	PASPUL	GP	Sorghum (Jowar/Great Millet)	RF		4	1028.19			

Government of Karnataka
Directorate of Economics and Statistics
GP Level Average Yield data for Rabi season 2017-18

S.N	District	Taluk	Insurance Unit (hobli/ GP)	GP/ HOBLI	Crop	IRR_RF	Area_S own_H a	No_CCEs_Conducted	Average Yield(Kg/Ha)	Name_Of Higher_Level	No_cce Conducted_Higher	Higher Average Yield(Kg/Ha)
125	YADGIRI	Yadgir	HATTIKUNI	GP	Sorghum (Jowar/Great Millet)	RF		4	1249.09			
126	YADGIRI	Yadgir	MALHAR	GP	Sorghum (Jowar/Great Millet)	RF		4	1262.28			
127	YADGIRI	Yadgir	KONKAL	GP	Sorghum (Jowar/Great Millet)	RF		4	1534.00			


 Joint Director
 Crop insurance scheme Division
 Directorate of Economics and Statistics