

Government of Karnataka
Directorate of Economics and Statistics
Hobli Level Average Yield data for Rabi season 2016-17

S.N	District	Taluk	Insurance Unit (hobli/ GP)	GP/HOB LI	Crop	IRR RF	Area Sown Ha	No_CCE Conducted	Average Yield(Kg/Ha)	Name_Of_Higher_Level	No_cce Conducted_Higher	Higher average Yield(Kg/Ha)	Synthetic Yield
1	Bagalkot	Badami	BADAMI	Hobli	Bengal Gram	IRR	130			Taluk Level	22	975.53	
2	Bagalkot	Badami	KERURA	Hobli	Bengal Gram	IRR	125			Taluk Level	22	975.53	
3	Bagalkot	Badami	KULAGERI	Hobli	Bengal Gram	IRR	135			Taluk Level	22	975.53	
4	Bagalkot	Badami	BADAMI	Hobli	Bengal Gram	RF	2200	10	661.33				
5	Bagalkot	Badami	KERURA	Hobli	Bengal Gram	RF	4005			Taluk Level	24	562.85	
6	Bagalkot	Badami	KULAGERI	Hobli	Bengal Gram	RF	1670			Taluk Level	24	562.85	
7	Bagalkot	Badami	BADAMI	Hobli	Horse Gram (kulthi/kultha)	RF	25			Taluk Level	16	205.35	
8	Bagalkot	Badami	KERURA	Hobli	Horse Gram (kulthi/kultha)	RF	75	10	150.37				
9	Bagalkot	Badami	KULAGERI	Hobli	Horse Gram (kulthi/kultha)	RF	25			Taluk Level	16	205.35	
10	Bagalkot	Badami	BADAMI	Hobli	Linseed	RF	100					108.80	Y
11	Bagalkot	Badami	KERURA	Hobli	Linseed	RF	150					121.90	Y
12	Bagalkot	Badami	KULAGERI	Hobli	Linseed	RF	100					58.40	Y
13	Bagalkot	Badami	BADAMI	Hobli	Maize (Makka)	IRR	421	10	4281.89				

Government of Karnataka
Directorate of Economics and Statistics
Hobli Level Average Yield data for Rabi season 2016-17

S.N	District	Taluk	Insurance Unit (hobli/ GP)	GP/HOBLI	Crop	IRR_RF	Area_Sown_Ha	No_CCE_Conducted	Average Yield(Kg/Ha)	Name_Of_Higher_Level	No_cce_Conducted_Higher	Higher average Yield(Kg/Ha)	Synthetic Yield
14	Bagalkot	Badami	KERURA	Hobli	Maize (Makka)	IRR	165	10	5009.79				
15	Bagalkot	Badami	KULAGERI	Hobli	Maize (Makka)	IRR	340	10	4494.69				
16	Bagalkot	Badami	KERURA	Hobli	Safflower	RF	15					319.30	Y
17	Bagalkot	Badami	KULAGERI	Hobli	Safflower	RF	10					128.60	Y
18	Bagalkot	Badami	BADAMI	Hobli	Sorghum (Jowar/Great Millet)	IRR	15			Taluk Level	16	1135.02	
19	Bagalkot	Badami	KERURA	Hobli	Sorghum (Jowar/Great Millet)	IRR	10			Taluk Level	16	1135.02	
20	Bagalkot	Badami	KULAGERI	Hobli	Sorghum (Jowar/Great Millet)	IRR	15			Taluk Level	16	1135.02	
21	Bagalkot	Badami	BADAMI	Hobli	SUNFLOWER	IRR	150	10	983.03				
22	Bagalkot	Badami	KERURA	Hobli	SUNFLOWER	IRR	90			Taluk Level	26	1021.00	
23	Bagalkot	Badami	KULAGERI	Hobli	SUNFLOWER	IRR	160	10	846.58				
24	Bagalkot	Badami	BADAMI	Hobli	Wheat	IRR	870			Taluk Level	24	1145.89	
25	Bagalkot	Badami	KERURA	Hobli	Wheat	IRR	840	10	983.50				
26	Bagalkot	Badami	KULAGERI	Hobli	Wheat	IRR	1260	10	1446.77				

Government of Karnataka
Directorate of Economics and Statistics
Hobli Level Average Yield data for Rabi season 2016-17

S.N	District	Taluk	Insurance Unit (hobli/ GP)	GP/HOBLI	Crop	IRR_RF	Area_Sown_Ha	No_CCE_Conducted	Average Yield(Kg/Ha)	Name_Of_Higher_Level	No_cce_Conducted_Higher	Higher average Yield(Kg/Ha)	Synthetic Yield
27	Bagalkot	Badami	BADAMI	Hobli	Wheat	RF	0			Taluk Level	14	385.81	
28	Bagalkot	Badami	KERURA	Hobli	Wheat	RF	6					275.90	Y
29	Bagalkot	Badami	KULAGERI	Hobli	Wheat	RF	4					623.80	Y
30	Bagalkot	Bagalkot	BAGALAKOTA	Hobli	Bengal Gram	IRR	10			Taluk Level	23	967.34	
31	Bagalkot	Bagalkot	KALADAGI	Hobli	Bengal Gram	IRR	100			Taluk Level	23	967.34	
32	Bagalkot	Bagalkot	SEETIMANI	Hobli	Bengal Gram	IRR	1460	10	1201.75				
33	Bagalkot	Bagalkot	BAGALAKOTA	Hobli	Horse Gram (kulthi/kultha)	RF	8					86.60	Y
34	Bagalkot	Bagalkot	KALADAGI	Hobli	Horse Gram (kulthi/kultha)	RF	12					111.60	Y
35	Bagalkot	Bagalkot	SEETIMANI	Hobli	Horse Gram (kulthi/kultha)	RF	179					201.20	Y
36	Bagalkot	Bagalkot	BAGALAKOTA	Hobli	Linseed	RF	119					160.10	Y
37	Bagalkot	Bagalkot	KALADAGI	Hobli	Linseed	RF	59					102.00	Y
38	Bagalkot	Bagalkot	SEETIMANI	Hobli	Linseed	RF	549					93.60	Y
39	Bagalkot	Bagalkot	BAGALAKOTA	Hobli	Maize (Makka)	IRR	120	10	5849.06				

SC

Government of Karnataka
Directorate of Economics and Statistics
Hobli Level Average Yield data for Rabi season 2016-17

S.N	District	Taluk	Insurance Unit (hobli/ GP)	GP/HOB LI	Crop	IRR_RRF	Area_Sown_Ha	No_CCE_Conducted	Average Yield(Kg/Ha)	Name_Of_Higher_Level	No_cce_Conducted_Higher	Higher average Yield(Kg/Ha)	Synthetic Yield
40	Bagalkot	Bagalkot	KALADAGI	Hobli	Maize (Makka)	IRR	1414	10	4922.28				
41	Bagalkot	Bagalkot	SEETIMANI	Hobli	Maize (Makka)	IRR	128	10	2923.54				
42	Bagalkot	Bagalkot	BAGALAKOTA	Hobli	Safflower	RF	39					193.90	Y
43	Bagalkot	Bagalkot	KALADAGI	Hobli	Safflower	RF	29					163.50	Y
44	Bagalkot	Bagalkot	SEETIMANI	Hobli	Safflower	RF	198					150.40	Y
45	Bagalkot	Bagalkot	BAGALAKOTA	Hobli	Sorghum (Jowar/Great Millet)	IRR	59	10	1223.75				
46	Bagalkot	Bagalkot	KALADAGI	Hobli	Sorghum (Jowar/Great Millet)	IRR	158	10	1087.94				
47	Bagalkot	Bagalkot	SEETIMANI	Hobli	Sorghum (Jowar/Great Millet)	IRR	644			Taluk Level	28	1182.32	
48	Bagalkot	Bagalkot	BAGALAKOTA	Hobli	SUNFLOWER	IRR	49					410.80	Y
49	Bagalkot	Bagalkot	KALADAGI	Hobli	SUNFLOWER	IRR	90					304.40	Y
50	Bagalkot	Bagalkot	SEETIMANI	Hobli	SUNFLOWER	IRR	130	10	398.57				
51	Bagalkot	Bagalkot	BAGALAKOTA	Hobli	SUNFLOWER	RF	619					102.30	Y
52	Bagalkot	Bagalkot	KALADAGI	Hobli	SUNFLOWER	RF	510					175.20	Y

93/

Government of Karnataka
Directorate of Economics and Statistics
Hobli Level Average Yield data for Rabi season 2016-17

S.N	District	Taluk	Insurance Unit (hobli/ GP)	GP/HOB LI	Crop	IRR_RF	Area_Sown_Ha	No_CCE_Conducted	Average Yield(Kg/Ha)	Name_Of_Higher_Level	No_cce Conducted_Higher	Higher average Yield(Kg/Ha)	Synthetic Yield
53	Bagalkot	Bagalkot	SEETIMANI	Hobli	SUNFLOWER	RF	188					32.40	Y
54	Bagalkot	Bagalkot	BAGALAKOTA	Hobli	Wheat	IRR	239	10	1736.13				
55	Bagalkot	Bagalkot	KALADAGI	Hobli	Wheat	IRR	459	10	1173.80				
56	Bagalkot	Bagalkot	SEETIMANI	Hobli	Wheat	IRR	228	10	1790.53				
57	Bagalkot	Bagalkot	BAGALAKOTA	Hobli	Wheat	RF	530					289.60	Y
58	Bagalkot	Bagalkot	KALADAGI	Hobli	Wheat	RF	409					396.20	Y
59	Bagalkot	Bagalkot	SEETIMANI	Hobli	Wheat	RF	246					358.50	Y
60	Bagalkot	Bilagi	ANAGAVADI	Hobli	Bengal Gram	IRR	1050			Taluk Level	19	693.30	
61	Bagalkot	Bilagi	BEELAGI	Hobli	Bengal Gram	IRR	850	10	322.22				
62	Bagalkot	Bilagi	ANAGAVADI	Hobli	Maize (Makka)	IRR	450	10	4843.92				
63	Bagalkot	Bilagi	BEELAGI	Hobli	Maize (Makka)	IRR	650	10	2426.34				
64	Bagalkot	Bilagi	ANAGAVADI	Hobli	Onion	IRR	10	10	12540.00				
65	Bagalkot	Bilagi	BEELAGI	Hobli	Onion	IRR	25	10	19760.00				

Government of Karnataka
Directorate of Economics and Statistics
Hobli Level Average Yield data for Rabi season 2016-17

S.N	District	Taluk	Insurance Unit (hobli/ GP)	GP/HOB LI	Crop	IRR_RF	Area_Sown_Ha	No_CCE_Conducted	Average Yield(Kg/Ha)	Name_Of_Higher_Level	No_cce_Conducted_Higher	Higher average Yield(Kg/Ha)	Synthetic Yield
66	Bagalkot	Bilagi	ANAGAVADI	Hobli	Sorghum (Jowar/Great Millet)	IRR	2150	10	886.68				
67	Bagalkot	Bilagi	BEELAGI	Hobli	Sorghum (Jowar/Great Millet)	IRR	2950	10	1021.89				
68	Bagalkot	Bilagi	ANAGAVADI	Hobli	SUNFLOWER	IRR	95	10	925.60				
69	Bagalkot	Bilagi	BEELAGI	Hobli	SUNFLOWER	IRR	55	10	825.00				
70	Bagalkot	Bilagi	ANAGAVADI	Hobli	SUNFLOWER	RF	0			Taluk Level	10	541.10	
71	Bagalkot	Bilagi	BEELAGI	Hobli	SUNFLOWER	RF	100	10	541.10				
72	Bagalkot	Bilagi	ANAGAVADI	Hobli	Wheat	IRR	1350	10	1110.28				
73	Bagalkot	Bilagi	BEELAGI	Hobli	Wheat	IRR	1150	10	1134.30				
74	Bagalkot	Bilagi	BEELAGI	Hobli	Wheat	RF	0			District Level	57	620.10	
75	Bagalkot	Guledagudda	GULEDAGUDDA	Hobli	Bengal Gram	IRR	110					290.40	Y
76	Bagalkot	Guledagudda	GULEDAGUDDA	Hobli	Bengal Gram	RF	3975					375.10	Y
77	Bagalkot	Guledagudda	GULEDAGUDDA	Hobli	Horse Gram (kulthi/kultha)	RF	75					226.90	Y
78	Bagalkot	Guledagudda	GULEDAGUDDA	Hobli	Linseed	RF	150					177.20	Y

097

Government of Karnataka
Directorate of Economics and Statistics
Hobli Level Average Yield data for Rabi season 2016-17

S.N	District	Taluk	Insurance Unit (hobli/ GP)	GP/HOB LI	Crop	IRR_Rf	Area_Sown_Ha	No_CCE_Conducted	Average Yield(Kg/Ha)	Name_Of_Higher_Level	No_cce_Conducted_Higher	Higher average Yield(Kg/Ha)	Synthetic Yield
79	Bagalkot	Guledagudda	GULEDAGUDDA	Hobli	Maize (Makka)	IRR	174	10	2782.33				
80	Bagalkot	Guledagudda	GULEDAGUDDA	Hobli	Safflower	RF	15					172.80	Y
81	Bagalkot	Guledagudda	GULEDAGUDDA	Hobli	Sorghum (Jowar/Great Millet)	IRR	10					1116.00	Y
82	Bagalkot	Guledagudda	GULEDAGUDDA	Hobli	SUNFLOWER	IRR	100	10	547.21				
83	Bagalkot	Guledagudda	GULEDAGUDDA	Hobli	Wheat	IRR	460	10	1645.32				
84	Bagalkot	Guledagudda	GULEDAGUDDA	Hobli	Wheat	RF	10	10	258.42				
85	Bagalkot	Hungund	AMEENAGADA	Hobli	Bengal Gram	IRR	120					514.20	Y
86	Bagalkot	Hungund	HUNAGUNDA	Hobli	Bengal Gram	IRR	392	10	677.99				
87	Bagalkot	Hungund	KARADI	Hobli	Bengal Gram	IRR	1337					360.30	Y
88	Bagalkot	Hungund	AMEENAGADA	Hobli	Horse Gram (kulthi/kultha)	RF	31					167.80	Y
89	Bagalkot	Hungund	HUNAGUNDA	Hobli	Horse Gram (kulthi/kultha)	RF	0			Taluk Level	4	290.73	
90	Bagalkot	Hungund	AMEENAGADA	Hobli	Linseed	RF	35					60.90	Y
91	Bagalkot	Hungund	HUNAGUNDA	Hobli	Linseed	RF	0			Taluk Level	6	162.68	

Government of Karnataka
Directorate of Economics and Statistics
Hobli Level Average Yield data for Rabi season 2016-17

S.N	District	Taluk	Insurance Unit (hobli/ GP)	GP/HOB LI	Crop	IRR_ RF	Area_ Sown_ Ha	No_ CCE_ Conduc_ ted	Average Yield(Kg/Ha)	Name_ Of_ Higher_ L_ evel	No_ cce_ Conduc_ ted_ Hig_ her	Higher average Yield(Kg/Ha)	Synthetic Yield
92	Bagalkot	Hungund	KARADI	Hobli	Linseed	RF	115					221.70	Y
93	Bagalkot	Hungund	AMEENAGADA	Hobli	Maize (Makka)	IRR	95	10	3553.98				
94	Bagalkot	Hungund	HUNAGUNDA	Hobli	Maize (Makka)	IRR	113			Taluk Level	19	3731.09	
95	Bagalkot	Hungund	AMEENAGADA	Hobli	Onion	IRR	20	10	6844.00				
96	Bagalkot	Hungund	HUNAGUNDA	Hobli	Onion	IRR	20	10	21126.58				
97	Bagalkot	Hungund	AMEENAGADA	Hobli	Safflower	RF	125					102.30	Y
98	Bagalkot	Hungund	HUNAGUNDA	Hobli	Safflower	RF	140					246.10	Y
99	Bagalkot	Hungund	KARADI	Hobli	Safflower	RF	205					263.10	Y
100	Bagalkot	Hungund	AMEENAGADA	Hobli	Sorghum (Jowar/Great Millet)	IRR	10					657.00	Y
101	Bagalkot	Hungund	HUNAGUNDA	Hobli	Sorghum (Jowar/Great Millet)	IRR	223					733.90	Y
102	Bagalkot	Hungund	AMEENAGADA	Hobli	SUNFLOWER	IRR	412			Taluk Level	20	592.99	
103	Bagalkot	Hungund	HUNAGUNDA	Hobli	SUNFLOWER	IRR	156	10	579.24				
104	Bagalkot	Hungund	KARADI	Hobli	SUNFLOWER	IRR	247			Taluk Level	20	592.99	

99

Government of Karnataka
Directorate of Economics and Statistics
Hobli Level Average Yield data for Rabi season 2016-17

S.N	District	Taluk	Insurance Unit (hobli/ GP)	GP/HOB LI	Crop	IRR_Rf	Area_Sown_Ha	No_CCE_Conducted	Average Yield(Kg/Ha)	Name_Of_Higher_Level	No_cce Conducted_Higher	Higher average Yield(Kg/Ha)	Synthetic Yield
105	Bagalkot	Hungund	AMEENAGADA	Hobli	SUNFLOWER	RF	3168			Taluk Level	16	185.55	
106	Bagalkot	Hungund	HUNAGUNDA	Hobli	SUNFLOWER	RF	2104			Taluk Level	16	185.55	
107	Bagalkot	Hungund	KARADI	Hobli	SUNFLOWER	RF	3377	10	184.35				
108	Bagalkot	Hungund	AMEENAGADA	Hobli	Wheat	IRR	21	10	617.19				
109	Bagalkot	Hungund	HUNAGUNDA	Hobli	Wheat	IRR	16	10	2186.11				
110	Bagalkot	Hungund	KARADI	Hobli	Wheat	IRR	176	10	1119.84				
111	Bagalkot	Hungund	AMEENAGADA	Hobli	Wheat	RF	444					246.80	Y
112	Bagalkot	Hungund	HUNAGUNDA	Hobli	Wheat	RF	494					578.60	Y
113	Bagalkot	Hungund	KARADI	Hobli	Wheat	RF	364	10	968.96				
114	Bagalkot	Illkal	ILAKALLA	Hobli	Bengal Gram	IRR	110					332.40	Y
115	Bagalkot	Illkal	ILAKALLA	Hobli	Horse Gram (kulthi/kultha)	RF	9					92.80	Y
116	Bagalkot	Illkal	ILAKALLA	Hobli	Linseed	RF	50			District Level	18	269.70	
117	Bagalkot	Illkal	ILAKALLA	Hobli	Maize (Makka)	IRR	12	10	4378.34				

3/

Government of Karnataka
Directorate of Economics and Statistics
Hobli Level Average Yield data for Rabi season 2016-17

S.N	District	Taluk	Insurance Unit (hobli/ GP)	GP/HOBLI	Crop	IRR_RF	Area_Sown_Ha	No_CCE_Conducted	Average Yield(Kg/Ha)	Name_Of_Higher_Level	No_cce_Conducted_Higher	Higher average Yield(Kg/Ha)	Synthetic Yield
118	Bagalkot	Illikal	ILAKALLA	Hobli	Safflower	RF	210					174.10	Y
119	Bagalkot	Illikal	ILAKALLA	Hobli	Sorghum (Jowar/Great Millet)	IRR	10					776.00	Y
120	Bagalkot	Illikal	ILAKALLA	Hobli	SUNFLOWER	IRR	113	10	330.70				
121	Bagalkot	Illikal	ILAKALLA	Hobli	SUNFLOWER	RF	3313					232.80	Y
122	Bagalkot	Illikal	ILAKALLA	Hobli	Wheat	IRR	19	10	1907.15				
123	Bagalkot	Illikal	ILAKALLA	Hobli	Wheat	RF	598			Taluk Level	8	1063.97	
124	Bagalkot	Jamakhandi	JAMAKHANDI	Hobli	Bengal Gram	IRR	1109	10	668.77				
125	Bagalkot	Jamakhandi	SAVALAGI	Hobli	Bengal Gram	IRR	312	10	961.00				
126	Bagalkot	Jamakhandi	TERADALA	Hobli	Bengal Gram	IRR	606			Taluk Level	29	853.39	
127	Bagalkot	Jamakhandi	JAMAKHANDI	Hobli	Bengal Gram	RF	34	10	552.73				
128	Bagalkot	Jamakhandi	SAVALAGI	Hobli	Bengal Gram	RF	3172			Taluk Level	19	464.66	
129	Bagalkot	Jamakhandi	TERADALA	Hobli	Bengal Gram	RF	160			Taluk Level	19	464.66	
130	Bagalkot	Jamakhandi	JAMAKHANDI	Hobli	Onion	IRR	57			Taluk Level	25	22065.60	

(97)

Government of Karnataka
Directorate of Economics and Statistics
Hobli Level Average Yield data for Rabi season 2016-17

S.N	District	Taluk	Insurance Unit (hobli/ GP)	GP/HOB LI	Crop	IRR RF	Area Sown Ha	No_CCE Conducted	Average Yield(Kg/Ha)	Name_Of_Higher_Level	No_cce Conducted_Higher	Higher average Yield(Kg/Ha)	Synthetic Yield
131	Bagalkot	Jamakhandi	SAVALAGI	Hobli	Onion	IRR	17			Taluk Level	25	22065.60	
132	Bagalkot	Jamakhandi	TERADALA	Hobli	Onion	IRR	15			Taluk Level	25	22065.60	
133	Bagalkot	Jamakhandi	JAMAKHANDI	Hobli	Sorghum (Jowar/Great Millet)	IRR	412	10	766.65				
134	Bagalkot	Jamakhandi	SAVALAGI	Hobli	Sorghum (Jowar/Great Millet)	IRR	1033	10	1203.08				
135	Bagalkot	Jamakhandi	TERADALA	Hobli	Sorghum (Jowar/Great Millet)	IRR	458			Taluk Level	28	1040.29	
136	Bagalkot	Jamakhandi	JAMAKHANDI	Hobli	Sorghum (Jowar/Great Millet)	RF	1094	10	356.59				
137	Bagalkot	Jamakhandi	SAVALAGI	Hobli	Sorghum (Jowar/Great Millet)	RF	6601	10	742.14				
138	Bagalkot	Jamakhandi	TERADALA	Hobli	Sorghum (Jowar/Great Millet)	RF	2058	10	732.20				
139	Bagalkot	Jamakhandi	JAMAKHANDI	Hobli	SUNFLOWER	IRR	250	10	1148.03				
140	Bagalkot	Jamakhandi	SAVALAGI	Hobli	SUNFLOWER	IRR	17	10	729.62				
141	Bagalkot	Jamakhandi	TERADALA	Hobli	SUNFLOWER	IRR	18	10	1172.75				
142	Bagalkot	Jamakhandi	JAMAKHANDI	Hobli	SUNFLOWER	RF	0			District Level	78	296.51	
143	Bagalkot	Jamakhandi	SAVALAGI	Hobli	SUNFLOWER	RF	0			District Level	78	296.51	

Government of Karnataka
Directorate of Economics and Statistics
Hobli Level Average Yield data for Rabi season 2016-17

S.N	District	Taluk	Insurance Unit (hobli/ GP)	GP/HOB LI	Crop	IRR_ RF	Area_ Sown_ Ha	No_ CCE_ Conduc ted	Average Yield(Kg/Ha)	Name_ Of_ Higher_ L_ evel	No_ cce_ Conduc ted_ Hig her	Higher average Yield(Kg/Ha)	Synthetic Yield
144	Bagalkot	Jamakhandi	SAVALAGI	Hobli	Wheat	RF	13					460.20	Y
145	Bagalkot	Mudhol	LOKAPURA	Hobli	Bengal Gram	IRR	1378	10	406.47				
146	Bagalkot	Mudhol	MUDHOLA	Hobli	Bengal Gram	IRR	1749	10	801.51				
147	Bagalkot	Mudhol	LOKAPURA	Hobli	Bengal Gram	RF	589	10	377.44				
148	Bagalkot	Mudhol	MUDHOLA	Hobli	Bengal Gram	RF	5					406.00	Y
149	Bagalkot	Mudhol	LOKAPURA	Hobli	Linseed	RF	0			District Level	18	269.70	
150	Bagalkot	Mudhol	MUDHOLA	Hobli	Linseed	RF	0			District Level	18	269.70	
151	Bagalkot	Mudhol	MUDHOLA	Hobli	Onion	IRR	22					14178.00	Y
152	Bagalkot	Mudhol	LOKAPURA	Hobli	Safflower	RF	0			District Level	30	230.54	
153	Bagalkot	Mudhol	MUDHOLA	Hobli	Safflower	RF	0			District Level	30	230.54	
154	Bagalkot	Mudhol	LOKAPURA	Hobli	Sorghum (Jowar/Great Millet)	IRR	1153	10	652.53				
155	Bagalkot	Mudhol	MUDHOLA	Hobli	Sorghum (Jowar/Great Millet)	IRR	480					1183.00	Y
156	Bagalkot	Mudhol	LOKAPURA	Hobli	Sorghum (Jowar/Great Millet)	RF	6378	10	347.68				

Government of Karnataka
Directorate of Economics and Statistics
Hobli Level Average Yield data for Rabi season 2016-17

S.N	District	Taluk	Insurance Unit (hobli/ GP)	GP/HOB LI	Crop	IRR_RF	Area_Sown_Ha	No_CCE_Conducted	Average Yield(Kg/Ha)	Name_Of_Higher_Level	No_cce Conducted_Higher	Higher average Yield(Kg/Ha)	Synthetic Yield
157	Bagalkot	Mudhol	MUDHOLA	Hobli	Sorghum (Jowar/Great Millet)	RF	839	10	464.40				
158	Bagalkot	Mudhol	LOKAPURA	Hobli	SUNFLOWER	IRR	60	10	1572.72				
159	Bagalkot	Mudhol	MUDHOLA	Hobli	SUNFLOWER	IRR	247			Taluk Level	19	1717.12	
160	Bagalkot	Mudhol	LOKAPURA	Hobli	SUNFLOWER	RF	0			District Level	78	296.51	
161	Bagalkot	Mudhol	MUDHOLA	Hobli	SUNFLOWER	RF	0			District Level	78	296.51	


Joint Director
Crop insurance scheme Division
Directorate of Economics and Statistics

(S)

Government of Karnataka
Directorate of Economics and Statistics
Hobli Level Average Yield data for Rabi season 2016-17

S.N	District	Taluk	Insurance Unit (hobli/ GP)	GP/HOB LI	Crop	IRR_RF	Area_Sown_Ha	No_CCE_Conducted	Average Yield(Kg/Ha)	Name_Of_Higher_Level	No_cce_Conducted_Higher	Higher average Yield(Kg/Ha)	Synthetic Yield
1	Ballari	Ballari	BALLARI	Hobli	Bengal Gram	RF	0			Taluk Level	14	514.63	
2	Ballari	Ballari	KOLURU	Hobli	Bengal Gram	RF	1					403.00	Y
3	Ballari	Ballari	MOKA	Hobli	Bengal Gram	RF	425					490.90	Y
4	Ballari	Ballari	RUPANAGUDI	Hobli	Bengal Gram	RF	1686					234.10	Y
5	Ballari	Ballari	BALLARI	Hobli	Maize (Makka)	IRR	1					3357.00	Y
6	Ballari	Ballari	KOLURU	Hobli	Maize (Makka)	IRR	1					4187.00	Y
7	Ballari	Ballari	RUPANAGUDI	Hobli	Maize (Makka)	IRR	0			Taluk Level	6	4136.70	
8	Ballari	Ballari	BALLARI	Hobli	Safflower	RF	0			Taluk Level	2	338.79	
9	Ballari	Ballari	MOKA	Hobli	Safflower	RF	1			Taluk Level	2	338.79	
10	Ballari	Ballari	BALLARI	Hobli	Sorghum (Jowar/Great Millet)	RF	0			Taluk Level	8	365.79	
11	Ballari	Ballari	KOLURU	Hobli	Sorghum (Jowar/Great Millet)	RF	0			Taluk Level	8	365.79	
12	Ballari	Ballari	MOKA	Hobli	Sorghum (Jowar/Great Millet)	RF	550					484.60	Y
13	Ballari	Ballari	RUPANAGUDI	Hobli	Sorghum (Jowar/Great Millet)	RF	341					435.00	Y

Government of Karnataka
Directorate of Economics and Statistics
Hobli Level Average Yield data for Rabi season 2016-17

S.N	District	Taluk	Insurance Unit (hobli/ GP)	GP/HOB LI	Crop	IRR_RF	Area Sown Ha	No_CCE Conducted	Average Yield(Kg/Ha)	Name_Of_Higher_Level	No_cce Conducted_Higher	Higher average Yield(Kg/Ha)	Synthetic Yield
14	Ballari	Ballari	BALLARI	Hobli	SUNFLOWER	IRR	0			Taluk Level	2	1674.37	
15	Ballari	Ballari	KOLURU	Hobli	SUNFLOWER	IRR	0			Taluk Level	2	1674.37	
16	Ballari	Ballari	MOKA	Hobli	SUNFLOWER	IRR	0			Taluk Level	2	1674.37	
17	Ballari	Ballari	RUPANAGUDI	Hobli	SUNFLOWER	IRR	1					960.00	Y
18	Ballari	Ballari	BALLARI	Hobli	SUNFLOWER	RF	0			District Level	11	336.59	
19	Ballari	Ballari	KOLURU	Hobli	SUNFLOWER	RF	0			District Level	11	336.59	
20	Ballari	Ballari	MOKA	Hobli	SUNFLOWER	RF	0			District Level	11	336.59	
21	Ballari	Ballari	RUPANAGUDI	Hobli	SUNFLOWER	RF	0			District Level	11	336.59	
22	Ballari	hadagli	HADAGALI	Hobli	Bengal Gram	IRR	54					639.40	Y
23	Ballari	hadagli	HADAGALI(H)	Hobli	COTTON(Irrigated)	IRR						0.00	
24	Ballari	hadagli	HADAGALI(H)	Hobli	COTTON(Non Irrigated)	RF						55.43	
25	Ballari	hadagli	ITTIGI(H)	Hobli	COTTON(Non Irrigated)	RF						55.43	
26	Ballari	hadagli	HADAGALI	Hobli	Horse Gram (kulthi/kultha)	RF	58					503.60	Y

9/1

Government of Karnataka
Directorate of Economics and Statistics
Hobli Level Average Yield data for Rabi season 2016-17

S.N	District	Taluk	Insurance Unit (hobli/ GP)	GP/HOBLI	Crop	IRR/RF	Area Sown Ha	No_CCE_Conducted	Average Yield(Kg/Ha)	Name_Of_Higher_Level	No_cce_Conducted_Higher	Higher average Yield(Kg/Ha)	Synthetic Yield
27	Ballari	hadagli	HIREHADAGALI	Hobli	Horse Gram (kulthi/kultha)	RF	27					119.90	Y
28	Ballari	hadagli	ITTIGI	Hobli	Horse Gram (kulthi/kultha)	RF	47					185.60	Y
29	Ballari	hadagli	HADAGALI	Hobli	Maize (Makka)	IRR	243			Taluk Level	16	3100.68	
30	Ballari	hadagli	HIREHADAGALI	Hobli	Maize (Makka)	IRR	127			Taluk Level	16	3100.68	
31	Ballari	hadagli	ITTIGI	Hobli	Maize (Makka)	IRR	201			Taluk Level	16	3100.68	
32	Ballari	hadagli	HADAGALI	Hobli	Maize (Makka)	RF	1					2034.20	Y
33	Ballari	hadagli	HIREHADAGALI	Hobli	Maize (Makka)	RF	2					1566.10	Y
34	Ballari	hadagli	ITTIGI	Hobli	Maize (Makka)	RF	64					668.00	Y
35	Ballari	hadagli	HADAGALI	Hobli	Onion	IRR	0			District Level	10	11796.00	
36	Ballari	hadagli	ITTIGI	Hobli	Onion	IRR	0			District Level	10	11796.00	
37	Ballari	hadagli	HADAGALI	Hobli	Sorghum (Jowar/Great Millet)	IRR	147					1213.20	Y
38	Ballari	hadagli	HIREHADAGALI	Hobli	Sorghum (Jowar/Great Millet)	IRR	348					1505.90	Y
39	Ballari	hadagli	HADAGALI	Hobli	Sorghum (Jowar/Great Millet)	RF	68					291.10	Y

Government of Karnataka
Directorate of Economics and Statistics
Hobli Level Average Yield data for Rabi season 2016-17

S.N	District	Taluk	Insurance Unit (hobli/ GP)	GP/HOB LI	Crop	IRR_ RF	Area_ Sown_ Ha	No_ CCE_ Conduc ted	Average Yield(Kg/Ha)	Name_ Of_ Higher_ L_ evel	No_ cce_ Conduc ted_ Hig her	Higher average Yield(Kg/Ha)	Synthetic Yield
40	Ballari	hadagli	HIREHADAGALI	Hobli	Sorghum (Jowar/Great Millet)	RF	72					395.20	Y
41	Ballari	hadagli	ITTIGI	Hobli	Sorghum (Jowar/Great Millet)	RF	36					358.20	Y
42	Ballari	hadagli	HADAGALI	Hobli	SUNFLOWER	IRR	192					738.80	Y
43	Ballari	hadagli	HIREHADAGALI	Hobli	SUNFLOWER	IRR	95					379.80	Y
44	Ballari	hadagli	ITTIGI	Hobli	SUNFLOWER	IRR	93					318.40	Y
45	Ballari	hadagli	HADAGALI	Hobli	SUNFLOWER	RF	7					92.10	Y
46	Ballari	hadagli	HIREHADAGALI	Hobli	SUNFLOWER	RF	29					72.80	Y
47	Ballari	hadagli	ITTIGI	Hobli	SUNFLOWER	RF	103					71.10	Y
48	Ballari	hadagli	HIREHADAGALI	Hobli	Wheat	RF	6					555.20	Y
49	Ballari	hadagli	ITTIGI	Hobli	Wheat	RF	6					559.60	Y
50	Ballari	HagariBomma nnaHalli	HAMPASAGARA	Hobli	Bengal Gram	RF	151					185.40	Y
51	Ballari	HagariBomma nnaHalli	KOGALI	Hobli	Bengal Gram	RF	138					272.00	Y
52	Ballari	HagariBomma nnaHalli	HAMPASAGARA	Hobli	Horse Gram (kulthi/kultha)	RF	355					196.00	Y

Government of Karnataka
Directorate of Economics and Statistics
Hobli Level Average Yield data for Rabi season 2016-17

S.N	District	Taluk	Insurance Unit (hobli/ GP)	GP/HOB LI	Crop	IRR RF	Area Sown Ha	No_CCE Conducted	Average Yield(Kg/Ha)	Name_Of_Higher_Level	No_cce Conducted_Higher	Higher average Yield(Kg/Ha)	Synthetic Yield
53	Ballari	HagariBommannaHalli	KOGALI	Hobli	Maize (Makka)	RF	165					902.00	Y
54	Ballari	HagariBommannaHalli	HAMPASAGARA	Hobli	Sorghum (Jowar/Great Millet)	RF	1					882.00	Y
55	Ballari	HagariBommannaHalli	KOGALI	Hobli	Sorghum (Jowar/Great Millet)	RF	153					886.00	Y
56	Ballari	HagariBommannaHalli	HAMPASAGARA	Hobli	SUNFLOWER	IRR	21					405.20	Y
57	Ballari	HagariBommannaHalli	KOGALI	Hobli	SUNFLOWER	IRR	232					669.00	Y
58	Ballari	HagariBommannaHalli	HAMPASAGARA	Hobli	SUNFLOWER	RF	892					157.00	Y
59	Ballari	HagariBommannaHalli	KOGALI	Hobli	SUNFLOWER	RF	372					102.00	Y
60	Ballari	HagariBommannaHalli	HAMPASAGARA	Hobli	Wheat	IRR	2			State Level	2004	1585.68	
61	Ballari	Hosapete	KAMPLI	Hobli	Bengal Gram	IRR	169					1065.00	Y
62	Ballari	Hosapete	KAMPLI	Hobli	Bengal Gram	RF	0			District Level	74	634.36	
63	Ballari	Hosapete	KAMPLI	Hobli	Horse Gram (kulthi/kultha)	RF	0			District Level	12	420.41	
64	Ballari	Hosapete	KAMALAPURA	Hobli	Maize (Makka)	IRR	120					2221.00	Y
65	Ballari	Hosapete	KAMPLI	Hobli	Maize (Makka)	IRR	86					2280.00	Y

Government of Karnataka
Directorate of Economics and Statistics
Hobli Level Average Yield data for Rabi season 2016-17

S.N	District	Taluk	Insurance Unit (hobli/ GP)	GP/HOBLI	Crop	IRR/RF	Area Sown Ha	No_CCE Conducted	Average Yield(Kg/Ha)	Name_Of_Higher_Level	No_cce Conducted_Higher	Higher average Yield(Kg/Ha)	Synthetic Yield
66	Ballari	Hosapete	MARIYAMMANAH ALLI	Hobli	Maize (Makka)	IRR	30					1575.60	Y
67	Ballari	Hosapete	KAMALAPURA	Hobli	Sorghum (Jowar/Great Millet)	IRR	6					1294.00	Y
68	Ballari	Hosapete	KAMPLI	Hobli	Sorghum (Jowar/Great Millet)	IRR	82					1368.00	Y
69	Ballari	Hosapete	KAMPLI	Hobli	SUNFLOWER	IRR	1					1383.00	Y
70	Ballari	Hosapete	KAMPLI	Hobli	SUNFLOWER	RF	0			District Level	11	336.59	
71	Ballari	Kudligi	GUDEKOTE	Hobli	Bengal Gram	IRR	5					356.70	Y
72	Ballari	Kudligi	HOSAHALLI	Hobli	Bengal Gram	IRR	1					306.00	Y
73	Ballari	Kudligi	KOTTURU	Hobli	Bengal Gram	IRR	44					464.60	Y
74	Ballari	Kudligi	GUDEKOTE	Hobli	Bengal Gram	RF	2					296.00	Y
75	Ballari	Kudligi	HOSAHALLI	Hobli	Bengal Gram	RF	94					346.40	Y
76	Ballari	Kudligi	KOTTURU	Hobli	Bengal Gram	RF	944					591.20	Y
77	Ballari	Kudligi	KUDLIGI	Hobli	Bengal Gram	RF	0			Taluk Level	6	833.39	
78	Ballari	Kudligi	KOTTURU	Hobli	Maize (Makka)	IRR	131					2770.00	Y

(S)

Government of Karnataka
Directorate of Economics and Statistics
Hobli Level Average Yield data for Rabi season 2016-17

S.N	District	Taluk	Insurance Unit (hobli/ GP)	GP/HOB LI	Crop	IRR RF	Area Sown Ha	No_CCE Conducted	Average Yield(Kg/Ha)	Name_Of_Higher_Level	No_cce Conducted_Higher	Higher average Yield(Kg/Ha)	Synthetic Yield
79	Ballari	Kudligi	KOTTURU	Hobli	Maize (Makka)	RF	2					1440.00	Y
80	Ballari	Kudligi	KOTTURU	Hobli	Onion	IRR	0			District Level	10	11796.00	
81	Ballari	Kudligi	KOTTURU	Hobli	Sorghum (Jowar/Great Millet)	RF	525					837.00	Y
82	Ballari	Kudligi	GUDEKOTE	Hobli	SUNFLOWER	IRR	24					267.20	Y
83	Ballari	Kudligi	HOSAHALLI	Hobli	SUNFLOWER	IRR	74					348.90	Y
84	Ballari	Kudligi	KOTTURU	Hobli	SUNFLOWER	IRR	115					432.00	Y
85	Ballari	Kudligi	KUDLIGI	Hobli	SUNFLOWER	IRR	69					442.00	Y
86	Ballari	Kudligi	GUDEKOTE	Hobli	SUNFLOWER	RF	3					136.00	Y
87	Ballari	Kudligi	HOSAHALLI	Hobli	SUNFLOWER	RF	127					178.80	Y
88	Ballari	Kudligi	KOTTURU	Hobli	SUNFLOWER	RF	324					150.00	Y
89	Ballari	Kudligi	KUDLIGI	Hobli	SUNFLOWER	RF	2					193.00	Y
90	Ballari	Kudligi	KOTTURU	Hobli	Wheat	IRR	21					2348.00	Y
91	Ballari	Kurugodu	KURUGODU	Hobli	Bengal Gram	RF	108					773.10	Y

Government of Karnataka
Directorate of Economics and Statistics
Hobli Level Average Yield data for Rabi season 2016-17

S.N	District	Taluk	Insurance Unit (hobli/ GP)	GP/HOBLI	Crop	IRR/RF	Area Sown Ha	No_CCE Conducted	Average Yield(Kg/Ha)	Name_Of_Higher_Level	No_cce Conducted_Higher	Higher average Yield(Kg/Ha)	Synthetic Yield
92	Ballari	Kurugodu	KURUGODU	Hobli	Maize (Makka)	IRR	1					3037.00	Y
93	Ballari	Kurugodu	KURUGODU	Hobli	Maize (Makka)	RF	0			District Level	5	323.73	
94	Ballari	Kurugodu	KURUGODU	Hobli	Sorghum (Jowar/Great Millet)	RF	744					217.60	Y
95	Ballari	Kurugodu	KURUGODU	Hobli	SUNFLOWER	IRR	0			District Level	23	1234.09	
96	Ballari	Kurugodu	KURUGODU	Hobli	SUNFLOWER	RF	0			District Level	11	336.59	
97	Ballari	Sandur	TORANAGALLU	Hobli	Bengal Gram	IRR	126					496.00	Y
98	Ballari	Sandur	TORANAGALLU	Hobli	Maize (Makka)	IRR	153	10	3079.66				
99	Ballari	Sandur	SANDURU	Hobli	Onion	IRR	113	10	11796.00				
100	Ballari	Sandur	TORANAGALLU	Hobli	SUNFLOWER	IRR	0			District Level	23	1234.09	
101	Ballari	Sirguppa	HACHCHOLLI	Hobli	Bengal Gram	IRR	7			Taluk Level	21	480.58	
102	Ballari	Sirguppa	KARURU	Hobli	Bengal Gram	IRR	136			Taluk Level	21	480.58	
103	Ballari	Sirguppa	SIRUGUPPA	Hobli	Bengal Gram	IRR	253	10	539.07				
104	Ballari	Sirguppa	TEKKALAKOTE	Hobli	Bengal Gram	IRR	935			Taluk Level	21	480.58	

8/1

Government of Karnataka
Directorate of Economics and Statistics
Hobli Level Average Yield data for Rabi season 2016-17

S.N	District	Taluk	Insurance Unit (hobli/ GP)	GP/HOB LI	Crop	IRR_Rf	Area_Sown_Ha	No_CCE_Conducted	Average Yield(Kg/Ha)	Name_Of_Higher_Level	No_cce_Conducted_Higher	Higher average Yield(Kg/Ha)	Synthetic Yield
105	Ballari	Sirguppa	TEKKALAKOTE	Hobli	Maize (Makka)	IRR	33					1686.00	Y
106	Ballari	Sirguppa	KARURU	Hobli	Safflower	RF	0			District Level	2	338.79	
107	Ballari	Sirguppa	TEKKALAKOTE	Hobli	Safflower	RF	0			District Level	2	338.79	
108	Ballari	Sirguppa	HACHCHOLLI	Hobli	Sorghum (Jowar/Great Millet)	IRR	8			Taluk Level	20	2297.93	
109	Ballari	Sirguppa	KARURU	Hobli	Sorghum (Jowar/Great Millet)	IRR	1842			Taluk Level	20	2297.93	
110	Ballari	Sirguppa	SIRUGUPPA	Hobli	Sorghum (Jowar/Great Millet)	IRR	867	10	1781.70				
111	Ballari	Sirguppa	TEKKALAKOTE	Hobli	Sorghum (Jowar/Great Millet)	IRR	341			Taluk Level	20	2297.93	
112	Ballari	Sirguppa	HACHCHOLLI	Hobli	Sorghum (Jowar/Great Millet)	RF	1007			Taluk Level	20	1149.21	
113	Ballari	Sirguppa	KARURU	Hobli	Sorghum (Jowar/Great Millet)	RF	853			Taluk Level	20	1149.21	
114	Ballari	Sirguppa	SIRUGUPPA	Hobli	Sorghum (Jowar/Great Millet)	RF	1280	10	1315.68				
115	Ballari	Sirguppa	TEKKALAKOTE	Hobli	Sorghum (Jowar/Great Millet)	RF	385			Taluk Level	20	1149.21	
116	Ballari	Sirguppa	KARURU	Hobli	SUNFLOWER	IRR	0			District Level	23	1234.09	


Government of Karnataka
Directorate of Economics and Statistics
Hobli Level Average Yield data for Rabi season 2016-17

S.N	District	Taluk	Insurance Unit (hobli/ GP)	GP/HOB LI	Crop	IRR_ RF	Area_ Sown_ Ha	No_ CCE_ Conduc ted	Average Yield(Kg/Ha)	Name_ Of_ Higher_ L_ evel	No_ cce_ Conduc ted_ Hig her	Higher average Yield(Kg/Ha)	Synthetic Yield
117	Ballari	Sirguppa	SIRUGUPPA	Hobli	SUNFLOWER	IRR	4					776.00	Y
118	Ballari	Sirguppa	TEKKALAKOTE	Hobli	SUNFLOWER	IRR	0			District Level	23	1234.09	
119	Ballari	Sirguppa	HACHCHOLLI	Hobli	SUNFLOWER	RF	31					243.00	Y
120	Ballari	Sirguppa	KARURU	Hobli	SUNFLOWER	RF	64					157.20	Y
121	Ballari	Sirguppa	SIRUGUPPA	Hobli	SUNFLOWER	RF	35					180.40	Y
122	Ballari	Sirguppa	TEKKALAKOTE	Hobli	SUNFLOWER	RF	77					140.00	Y


Joint Director
Crop insurance scheme Division
Directorate of Economics and Statistics

Government of Karnataka
Directorate of Economics and Statistics
Hobli Level Average Yield data for Rabi season 2016-17

S.N	District	Taluk	Insurance Unit (hobli/ GP)	GP/HOBLI	Crop	IRR_RF	Area_Sown_Ha	No_CCE_Conducted	Average Yield(Kg/Ha)	Name_Of_Higher_Level	No_cce_Conducted_Higher	Higher average Yield(Kg/Ha)	Synthetic Yield
1	Bengaluru Urban	Anekal	ATTIBELE1	Hobli	Horse Gram (kulthi/kultha)	RF	2					694.00	Y
2	Bengaluru Urban	Anekal	ATTIBELE2	Hobli	Horse Gram (kulthi/kultha)	RF	1			Taluk Level	12	412.35	
3	Bengaluru Urban	Anekal	JIGANI2	Hobli	Horse Gram (kulthi/kultha)	RF	0			Taluk Level	12	412.35	
4	Bengaluru Urban	Anekal	JIGANI	Hobli	Horse Gram (kulthi/kultha)	RF	0			Taluk Level	12	412.35	
5	Bengaluru Urban	Anekal	KASABA2	Hobli	Horse Gram (kulthi/kultha)	RF	2					634.00	Y
6	Bengaluru Urban	Anekal	KASABA	Hobli	Horse Gram (kulthi/kultha)	RF	14					631.00	Y
7	Bengaluru Urban	Anekal	SARJAPURA1	Hobli	Horse Gram (kulthi/kultha)	RF	1					435.00	Y
8	Bengaluru Urban	Anekal	SARJAPURA2	Hobli	Horse Gram (kulthi/kultha)	RF	5					435.00	Y
9	Bengaluru Urban	Anekal	SARJAPURA3	Hobli	Horse Gram (kulthi/kultha)	RF	1					435.00	Y


Joint Director
Crop insurance scheme Division
Directorate of Economics and Statistics

Government of Karnataka
Directorate of Economics and Statistics
Hobli Level Average Yield data for Rabi season 2016-17

S.N	District	Taluk	Insurance Unit (hobli/ GP)	GP/HOBLI	Crop	IRR_RF	Area Sown Ha	No_CCE Conducted	Average Yield(Kg/Ha)	Name_Of_Higher_Level	No_cce Conducted_Higher	Higher average Yield(Kg/Ha)	Synthetic Yield
1	Belagavi	Athani	ANANTAPURA	Hobli	Bengal Gram	IRR	4107			Taluk Level	36	759.96	
2	Belagavi	Athani	ATHANI	Hobli	Bengal Gram	IRR	5138	10	911.95				
3	Belagavi	Athani	KAGAVADA	Hobli	Bengal Gram	IRR	8573			Taluk Level	36	759.96	
4	Belagavi	Athani	TELASANGA	Hobli	Bengal Gram	IRR	4831	10	659.65				
5	Belagavi	Athani	ANANTAPURA	Hobli	Bengal Gram	RF	876			Taluk Level	32	576.08	
6	Belagavi	Athani	ATHANI	Hobli	Bengal Gram	RF	947	10	519.39				
7	Belagavi	Athani	KAGAVADA	Hobli	Bengal Gram	RF	892			Taluk Level	32	576.08	
8	Belagavi	Athani	TELASANGA	Hobli	Bengal Gram	RF	5378			Taluk Level	32	576.08	
9	Belagavi	Athani	ATHANI	Hobli	Linseed	RF	0			District Level	31	208.66	
10	Belagavi	Athani	TELASANGA	Hobli	Linseed	RF	0			District Level	31	208.66	
11	Belagavi	Athani	ANANTAPURA	Hobli	Maize (Makka)	RF	817					1622.40	Y
12	Belagavi	Athani	KAGAVADA	Hobli	Onion	IRR	112	10	20297.14				
13	Belagavi	Athani	TELASANGA	Hobli	Onion	IRR	139	10	4360.00				

Government of Karnataka
Directorate of Economics and Statistics
Hobli Level Average Yield data for Rabi season 2016-17

S.N	District	Taluk	Insurance Unit (hobli/ GP)	GP/HOB LI	Crop	IRR RF	Area Sown Ha	No_CCE Conducted	Average Yield(Kg/Ha)	Name_Of_Higher_Level	No_cce Conducted_Higher	Higher average Yield(Kg/Ha)	Synthetic Yield
14	Belagavi	Athani	ANANTAPURA	Hobli	Safflower	RF	0			District Level	102	600.21	
15	Belagavi	Athani	TELASANGA	Hobli	Safflower	RF	0			District Level	102	600.21	
16	Belagavi	Athani	ANANTAPURA	Hobli	Sorghum (Jowar/Great Millet)	IRR	349	10	873.27				
17	Belagavi	Athani	ATHANI	Hobli	Sorghum (Jowar/Great Millet)	IRR	217	10	1078.07				
18	Belagavi	Athani	KAGAVADA	Hobli	Sorghum (Jowar/Great Millet)	IRR	1400			Taluk Level	38	1132.39	
19	Belagavi	Athani	TELASANGA	Hobli	Sorghum (Jowar/Great Millet)	IRR	1532	10	1145.65				
20	Belagavi	Athani	ANANTAPURA	Hobli	Sorghum (Jowar/Great Millet)	RF	1770			Taluk Level	34	970.51	
21	Belagavi	Athani	ATHANI	Hobli	Sorghum (Jowar/Great Millet)	RF	1988			Taluk Level	34	970.51	
22	Belagavi	Athani	KAGAVADA	Hobli	Sorghum (Jowar/Great Millet)	RF	1000	10	1293.19				
23	Belagavi	Athani	TELASANGA	Hobli	Sorghum (Jowar/Great Millet)	RF	8223	10	858.72				
24	Belagavi	Athani	ANANTAPURA	Hobli	SUNFLOWER	IRR	0			District Level	73	1012.45	
25	Belagavi	Athani	ATHANI	Hobli	SUNFLOWER	IRR	0			District Level	73	1012.45	

59

Government of Karnataka
Directorate of Economics and Statistics
Hobli Level Average Yield data for Rabi season 2016-17

S.N	District	Taluk	Insurance Unit (hobli/ GP)	GP/HOB LI	Crop	IRR RF	Area Sown Ha	No_CCE Conducted	Average Yield(Kg/Ha)	Name_Of_Higher_Level	No_cce Conducted_Higher	Higher average Yield(Kg/Ha)	Synthetic Yield
26	Belagavi	Athani	KAGAVADA	Hobli	SUNFLOWER	IRR	0			District Level	73	1012.45	
27	Belagavi	Athani	TELASANGA	Hobli	SUNFLOWER	IRR	0			District Level	73	1012.45	
28	Belagavi	Athani	ANANTAPURA	Hobli	SUNFLOWER	RF	0			District Level	61	319.51	
29	Belagavi	Athani	KAGAVADA	Hobli	SUNFLOWER	RF	0			District Level	61	319.51	
30	Belagavi	Athani	TELASANGA	Hobli	SUNFLOWER	RF	0			District Level	61	319.51	
31	Belagavi	Athani	ANANTAPURA	Hobli	Wheat	RF	1865			Taluk Level	16	1250.97	
32	Belagavi	Athani	ATHANI	Hobli	Wheat	RF	0			Taluk Level	16	1250.97	
33	Belagavi	Athani	KAGAVADA	Hobli	Wheat	RF	0			Taluk Level	16	1250.97	
34	Belagavi	Athani	TELASANGA	Hobli	Wheat	RF	2246	10	999.51				
35	Belagavi	Bailhongal	BAILAHONGALA	Hobli	Bengal Gram	IRR	1450			Taluk Level	16	686.75	
36	Belagavi	Bailhongal	NESARAGI	Hobli	Bengal Gram	IRR	1895			Taluk Level	16	686.75	
37	Belagavi	Bailhongal	BAILAHONGALA	Hobli	Horse Gram (kulthi/kultha)	RF	4					223.00	Y
38	Belagavi	Bailhongal	BAILAHONGALA	Hobli	Maize (Makka)	IRR	711	10	4852.87				

Government of Karnataka
Directorate of Economics and Statistics
Hobli Level Average Yield data for Rabi season 2016-17

S.N	District	Taluk	Insurance Unit (hobli/ GP)	GP/HOB LI	Crop	IRR RF	Area Sown Ha	No_CCE Conducted	Average Yield(Kg/Ha)	Name_Of_Higher_Level	No_cce Conducted_Higher	Higher average Yield(Kg/Ha)	Synthetic Yield
39	Belagavi	Bailhongal	NESARAGI	Hobli	Maize (Makka)	IRR	123	10	3952.74				
40	Belagavi	Bailhongal	BAILAHONGALA	Hobli	Maize (Makka)	RF	0			Taluk Level	10	906.46	
41	Belagavi	Bailhongal	NESARAGI	Hobli	Maize (Makka)	RF	28	10	906.46				
42	Belagavi	Bailhongal	BAILAHONGALA	Hobli	Safflower	RF	284	10	708.62				
43	Belagavi	Bailhongal	NESARAGI	Hobli	Safflower	RF	211	10	838.64				
44	Belagavi	Bailhongal	BAILAHONGALA	Hobli	Sorghum (Jowar/Great Millet)	IRR	1375	10	1865.30				
45	Belagavi	Bailhongal	BAILAHONGALA	Hobli	Tomato	NS	119					7908.00	Y
46	Belagavi	Bailhongal	NESARAGI	Hobli	Tomato	NS	176					7265.00	Y
47	Belagavi	Bailhongal	BAILAHONGALA	Hobli	Wheat	IRR	389			Taluk Level	19	1895.72	
48	Belagavi	Bailhongal	NESARAGI	Hobli	Wheat	IRR	230	10	1037.37				
49	Belagavi	Bailhongal	BAILAHONGALA	Hobli	Wheat	RF	975			Taluk Level	18	583.31	
50	Belagavi	Bailhongal	NESARAGI	Hobli	Wheat	RF	633	10	498.80				
51	Belagavi	Belagavi	BAGEVADI	Hobli	Bengal Gram	RF	282	10	1001.14				

9/1

Government of Karnataka
Directorate of Economics and Statistics
Hobli Level Average Yield data for Rabi season 2016-17

S.N	District	Taluk	Insurance Unit (hobli/ GP)	GP/HOB LI	Crop	IRR_RF	Area_Sown_Ha	No_CCE_Conducted	Average Yield(Kg/Ha)	Name_Of_Higher_Level	No_cce_Conducted_Higher	Higher average Yield(Kg/Ha)	Synthetic Yield
52	Belagavi	Belagavi	BELAGAVI	Hobli	Bengal Gram	RF	30			Taluk Level	38	751.61	
53	Belagavi	Belagavi	KAKATI	Hobli	Bengal Gram	RF	85	10	389.27				
54	Belagavi	Belagavi	UCHAGANVA	Hobli	Bengal Gram	RF	98	10	808.66				
55	Belagavi	Belagavi	UCHAGANVA	Hobli	Potato	IRR	221	10	9204.00				
56	Belagavi	Belagavi	BAGEVADI	Hobli	Tomato	NS	101	10	9100.00				
57	Belagavi	Belagavi	BELAGAVI	Hobli	Tomato	NS	0			Taluk Level	10	9100.00	
58	Belagavi	Belagavi	BAGEVADI	Hobli	Wheat	RF	57	10	1523.75				
59	Belagavi	Belagavi	BELAGAVI	Hobli	Wheat	RF	28	10	1142.82				
60	Belagavi	Belagavi	KAKATI	Hobli	Wheat	RF	26	10	1063.06				
61	Belagavi	Chikkodi	CHIKKODI	Hobli	Bengal Gram	IRR	736			Taluk Level	26	760.27	
62	Belagavi	Chikkodi	NAGARAMUNNO LI	Hobli	Bengal Gram	IRR	604	10	691.26				
63	Belagavi	Chikkodi	SADALAGA	Hobli	Bengal Gram	IRR	171			Taluk Level	26	760.27	
64	Belagavi	Chikkodi	CHIKKODI	Hobli	Bengal Gram	RF	265			Taluk Level	19	631.62	

Government of Karnataka
Directorate of Economics and Statistics
Hobli Level Average Yield data for Rabi season 2016-17

S.N	District	Taluk	Insurance Unit (hobli/ GP)	GP/HOBLI	Crop	IRR/RF	Area Sown Ha	No_CCE Conducted	Average Yield(Kg/Ha)	Name_Of_Higher_Level	No_cce Conducted_Higher	Higher average Yield(Kg/Ha)	Synthetic Yield
65	Belagavi	Chikkodi	NAGARAMUNNO LI	Hobli	Bengal Gram	RF	365	10	481.75				
66	Belagavi	Chikkodi	SADALAGA	Hobli	Bengal Gram	RF	702			Taluk Level	19	631.62	
67	Belagavi	Chikkodi	CHIKKODI	Hobli	Maize (Makka)	IRR	1921			Taluk Level	29	3596.64	
68	Belagavi	Chikkodi	NAGARAMUNNO LI	Hobli	Maize (Makka)	IRR	1160	10	2595.38				
69	Belagavi	Chikkodi	SADALAGA	Hobli	Maize (Makka)	IRR	118	10	4578.22				
70	Belagavi	Chikkodi	CHIKKODI	Hobli	Maize (Makka)	RF	105	10	4002.19				
71	Belagavi	Chikkodi	NAGARAMUNNO LI	Hobli	Maize (Makka)	RF	510	10	1319.22				
72	Belagavi	Chikkodi	CHIKKODI	Hobli	Sorghum (Jowar/Great Millet)	IRR	1298	10	1965.28				
73	Belagavi	Chikkodi	NAGARAMUNNO LI	Hobli	Sorghum (Jowar/Great Millet)	IRR	763	10	1580.54				
74	Belagavi	Chikkodi	SADALAGA	Hobli	Sorghum (Jowar/Great Millet)	IRR	880	10	1441.14				
75	Belagavi	Chikkodi	CHIKKODI	Hobli	Wheat	RF	152	10	803.28				
76	Belagavi	Chikkodi	NAGARAMUNNO LI	Hobli	Wheat	RF	189			Taluk Level	22	829.81	
77	Belagavi	Chikkodi	SADALAGA	Hobli	Wheat	RF	335			Taluk Level	22	829.81	

Government of Karnataka
Directorate of Economics and Statistics
Hobli Level Average Yield data for Rabi season 2016-17

S.N	District	Taluk	Insurance Unit (hobli/ GP)	GP/HOB LI	Crop	IRR_Rf	Area_Sown_Ha	No_CCE_Conducted	Average Yield(Kg/Ha)	Name_Of_Higher_Level	No_cce_Conducted_Higher	Higher average Yield(Kg/Ha)	Synthetic Yield
78	Belagavi	Gokak	ARABHANVI	Hobli	Bengal Gram	IRR	1033	10	860.07				
79	Belagavi	Gokak	GOKAKA	Hobli	Bengal Gram	IRR	1387			Taluk Level	25	898.98	
80	Belagavi	Gokak	KOWJALAGI	Hobli	Bengal Gram	IRR	1242			Taluk Level	25	898.98	
81	Belagavi	Gokak	GOKAKA	Hobli	Bengal Gram	RF	210	10	587.14				
82	Belagavi	Gokak	KOWJALAGI	Hobli	Bengal Gram	RF	86	10	476.59				
83	Belagavi	Gokak	KOWJALAGI	Hobli	Linseed	RF	0			District Level	31	208.66	
84	Belagavi	Gokak	GOKAKA	Hobli	Maize (Makka)	RF	310					1461.00	Y
85	Belagavi	Gokak	KOWJALAGI	Hobli	Maize (Makka)	RF	0			Taluk Level	9	2480.18	
86	Belagavi	Gokak	GOKAKA	Hobli	Safflower	RF	0			District Level	102	600.21	
87	Belagavi	Gokak	KOWJALAGI	Hobli	Safflower	RF	0			District Level	102	600.21	
88	Belagavi	Gokak	ARABHANVI	Hobli	Sorghum (Jowar/Great Millet)	IRR	0			Taluk Level	20	1323.59	
89	Belagavi	Gokak	GOKAKA	Hobli	Sorghum (Jowar/Great Millet)	IRR	1447	10	1868.31				
90	Belagavi	Gokak	KOWJALAGI	Hobli	Sorghum (Jowar/Great Millet)	IRR	1325	10	778.87				

Government of Karnataka
Directorate of Economics and Statistics
Hobli Level Average Yield data for Rabi season 2016-17

S.N	District	Taluk	Insurance Unit (hobli/ GP)	GP/HOBLI	Crop	IRR_RF	Area Sown Ha	No_CCE Conducted	Average Yield(Kg/Ha)	Name_Of_Higher_Level	No_cce Conducted_Higher	Higher average Yield(Kg/Ha)	Synthetic Yield
91	Belagavi	Gokak	GOKAKA	Hobli	Sorghum (Jowar/Great Millet)	RF	261			Taluk Level	18	703.80	
92	Belagavi	Gokak	KOWJALAGI	Hobli	Sorghum (Jowar/Great Millet)	RF	263	10	205.22				
93	Belagavi	Gokak	ARABHANVI	Hobli	SUNFLOWER	IRR	218	10	2237.59				
94	Belagavi	Gokak	GOKAKA	Hobli	SUNFLOWER	IRR	201			Taluk Level	24	1544.69	
95	Belagavi	Gokak	KOWJALAGI	Hobli	SUNFLOWER	IRR	186			Taluk Level	24	1544.69	
96	Belagavi	Gokak	GOKAKA	Hobli	SUNFLOWER	RF	100					428.10	Y
97	Belagavi	Gokak	KOWJALAGI	Hobli	SUNFLOWER	RF	49					538.00	Y
98	Belagavi	Gokak	GOKAKA	Hobli	Wheat	RF	147	10	1321.55				
99	Belagavi	Gokak	KOWJALAGI	Hobli	Wheat	RF	0			Taluk Level	10	1321.55	
100	Belagavi	Hukkeri	HUKKERI	Hobli	Bengal Gram	IRR	378	10	873.88				
101	Belagavi	Hukkeri	YAMAKANAMARDI	Hobli	Bengal Gram	IRR	445	10	927.15				
102	Belagavi	Hukkeri	HUKKERI	Hobli	Bengal Gram	RF	171			Taluk Level	26	515.42	
103	Belagavi	Hukkeri	SANKESHVARA	Hobli	Bengal Gram	RF	315	10	514.87				

Government of Karnataka
Directorate of Economics and Statistics
Hobli Level Average Yield data for Rabi season 2016-17

S.N	District	Taluk	Insurance Unit (hobli/ GP)	GP/HOB LI	Crop	IRR_RF	Area_Sown_Ha	No_CCE_Conducted	Average Yield(Kg/Ha)	Name_Of_Higher_Level	No_cce Conducted_Higher	Higher average Yield(Kg/Ha)	Synthetic Yield
104	Belagavi	Hukkeri	YAMAKANAMARD I	Hobli	Bengal Gram	RF	125	10	489.71				
105	Belagavi	Hukkeri	HUKKERI	Hobli	Maize (Makka)	IRR	1526	10	3100.54				
106	Belagavi	Hukkeri	SANKESHVARA	Hobli	Maize (Makka)	IRR	219	10	2165.80				
107	Belagavi	Hukkeri	YAMAKANAMARD I	Hobli	Maize (Makka)	IRR	364	10	5438.38				
108	Belagavi	Hukkeri	HUKKERI	Hobli	Sorghum (Jowar/Great Millet)	IRR	826	10	2112.35				
109	Belagavi	Hukkeri	SANKESHVARA	Hobli	Sorghum (Jowar/Great Millet)	IRR	745	10	747.23				
110	Belagavi	Hukkeri	HUKKERI	Hobli	Wheat	IRR	742	10	2450.99				
111	Belagavi	Hukkeri	SANKESHVARA	Hobli	Wheat	IRR	256	10	1705.35				
112	Belagavi	Hukkeri	YAMAKANAMARD I	Hobli	Wheat	IRR	79	10	1677.64				
113	Belagavi	Kittur	KITTURA	Hobli	Bengal Gram	IRR	1265	10	564.40				
114	Belagavi	Kittur	KITTURA	Hobli	Horse Gram (kulthi/kultha)	RF	103					278.00	Y
115	Belagavi	Kittur	KITTURA	Hobli	Maize (Makka)	IRR	210	10	1633.80				
116	Belagavi	Kittur	KITTURA	Hobli	Safflower	RF	91	10	628.45				

Government of Karnataka
Directorate of Economics and Statistics
Hobli Level Average Yield data for Rabi season 2016-17

S.N	District	Taluk	Insurance Unit (hobli/ GP)	GP/HOB LI	Crop	IRR RF	Area Sown Ha	No_CCE Conducted	Average Yield(Kg/Ha)	Name_Of_Higher_Level	No_cce Conducted_Higher	Higher average Yield(Kg/Ha)	Synthetic Yield
117	Belagavi	Kittur	KITTURA	Hobli	Tomato	NS	115	10	10202.40				
118	Belagavi	Kittur	KITTURA	Hobli	Wheat	IRR	72	10	1701.81				
119	Belagavi	Kittur	KITTURA	Hobli	Wheat	RF	0			District Level	182	851.39	
120	Belagavi	Nippani	NIPPANI	Hobli	Bengal Gram	IRR	620	10	409.03				
121	Belagavi	Nippani	NIPPANI	Hobli	Bengal Gram	RF	51	10	584.98				
122	Belagavi	Nippani	NIPPANI	Hobli	Maize (Makka)	IRR	29	10	4290.84				
123	Belagavi	Nippani	NIPPANI	Hobli	Sorghum (Jowar/Great Millet)	IRR	1355	10	1706.71				
124	Belagavi	Nippani	NIPPANI	Hobli	Wheat	RF	1					836.00	Y
125	Belagavi	Raibag	KUDACHI	Hobli	Bengal Gram	IRR	2190			Taluk Level	17	859.50	
126	Belagavi	Raibag	RAYABAGA	Hobli	Bengal Gram	IRR	1998	10	891.69				
127	Belagavi	Raibag	KUDACHI	Hobli	Bengal Gram	RF	17			Taluk Level	17	728.70	
128	Belagavi	Raibag	RAYABAGA	Hobli	Bengal Gram	RF	10			Taluk Level	17	728.70	
129	Belagavi	Raibag	KUDACHI	Hobli	Maize (Makka)	IRR	2160	10	5989.27				

9/1

Government of Karnataka
Directorate of Economics and Statistics
Hobli Level Average Yield data for Rabi season 2016-17

S.N	District	Taluk	Insurance Unit (hobli/ GP)	GP/HOB LI	Crop	IRR_RF	Area Sown Ha	No_CCE Conducted	Average Yield(Kg/Ha)	Name_Of_Higher_Level	No_cce Conducted_Higher	Higher average Yield(Kg/Ha)	Synthetic Yield
130	Belagavi	Raibag	RAYABAGA	Hobli	Maize (Makka)	IRR	2290			Taluk Level	19	5561.84	
131	Belagavi	Raibag	RAYABAGA	Hobli	Maize (Makka)	RF	33					1746.00	Y
132	Belagavi	Raibag	KUDACHI	Hobli	Sorghum (Jowar/Great Millet)	IRR	560	10	1182.11				
133	Belagavi	Raibag	RAYABAGA	Hobli	Sorghum (Jowar/Great Millet)	IRR	590			Taluk Level	18	1034.31	
134	Belagavi	Raibag	KUDACHI	Hobli	Sorghum (Jowar/Great Millet)	RF	45					378.00	Y
135	Belagavi	Raibag	RAYABAGA	Hobli	Sorghum (Jowar/Great Millet)	RF	6					568.00	Y
136	Belagavi	Raibag	KUDACHI	Hobli	SUNFLOWER	IRR	15					1146.00	Y
137	Belagavi	Raibag	KUDACHI	Hobli	Wheat	RF	55	10	708.84				
138	Belagavi	Raibag	RAYABAGA	Hobli	Wheat	RF	15			Taluk Level	18	855.50	
139	Belagavi	Ramadurg	K CHANDARAGI	Hobli	Bengal Gram	IRR	4291			Taluk Level	26	678.90	
140	Belagavi	Ramadurg	KATAKOLA	Hobli	Bengal Gram	IRR	4209			Taluk Level	26	678.90	
141	Belagavi	Ramadurg	MUDAKAVI	Hobli	Bengal Gram	IRR	4330			Taluk Level	26	678.90	
142	Belagavi	Ramadurg	SUREBANA	Hobli	Bengal Gram	IRR	4073			Taluk Level	26	678.90	

Government of Karnataka
Directorate of Economics and Statistics
Hobli Level Average Yield data for Rabi season 2016-17

S.N	District	Taluk	Insurance Unit (hobli/ GP)	GP/HOB LI	Crop	IRR_RF	Area_Sown_Ha	No_CCE_Conducted	Average Yield(Kg/Ha)	Name_Of_Higher_Level	No_cce Conducted_Higher	Higher average Yield(Kg/Ha)	Synthetic Yield
143	Belagavi	Ramadurg	K CHANDARAGI	Hobli	Bengal Gram	RF	1121			Taluk Level	24	488.83	
144	Belagavi	Ramadurg	KATAKOLA	Hobli	Bengal Gram	RF	353			Taluk Level	24	488.83	
145	Belagavi	Ramadurg	MUDAKAVI	Hobli	Bengal Gram	RF	152			Taluk Level	24	488.83	
146	Belagavi	Ramadurg	SUREBANA	Hobli	Bengal Gram	RF	2480	10	376.06				
147	Belagavi	Ramadurg	KATAKOLA	Hobli	Horse Gram (kulthi/kultha)	RF	289					65.00	Y
148	Belagavi	Ramadurg	K CHANDARAGI	Hobli	Linseed	RF	34	10	218.11				
149	Belagavi	Ramadurg	KATAKOLA	Hobli	Linseed	RF	72			Taluk Level	23	179.97	
150	Belagavi	Ramadurg	MUDAKAVI	Hobli	Linseed	RF	2	10	122.20				
151	Belagavi	Ramadurg	K CHANDARAGI	Hobli	Maize (Makka)	IRR	123	10	2119.07				
152	Belagavi	Ramadurg	KATAKOLA	Hobli	Maize (Makka)	IRR	103			Taluk Level	38	3611.16	
153	Belagavi	Ramadurg	MUDAKAVI	Hobli	Maize (Makka)	IRR	111	10	4777.76				
154	Belagavi	Ramadurg	SUREBANA	Hobli	Maize (Makka)	IRR	191	10	4146.65				
155	Belagavi	Ramadurg	K CHANDARAGI	Hobli	Maize (Makka)	RF	0			District Level	59	1916.22	

21

Government of Karnataka
Directorate of Economics and Statistics
Hobli Level Average Yield data for Rabi season 2016-17

S.N	District	Taluk	Insurance Unit (hobli/ GP)	GP/HOBLI	Crop	IRR_RF	Area_Sown_Ha	No_CCE_Conducted	Average Yield(Kg/Ha)	Name_Of_Higher_Level	No_cce_Conducted_Higher	Higher average Yield(Kg/Ha)	Synthetic Yield
156	Belagavi	Ramadurg	KATAKOLA	Hobli	Maize (Makka)	RF	0			District Level	59	1916.22	
157	Belagavi	Ramadurg	SUREBANA	Hobli	Maize (Makka)	RF	0			District Level	59	1916.22	
158	Belagavi	Ramadurg	K CHANDARAGI	Hobli	Safflower	RF	2			Taluk Level	34	556.24	
159	Belagavi	Ramadurg	KATAKOLA	Hobli	Safflower	RF	228	10	780.33				
160	Belagavi	Ramadurg	MUDAKAVI	Hobli	Safflower	RF	9	10	458.11				
161	Belagavi	Ramadurg	SUREBANA	Hobli	Safflower	RF	32	10	540.60				
162	Belagavi	Ramadurg	K CHANDARAGI	Hobli	Sorghum (Jowar/Great Millet)	IRR	1142	10	818.48				
163	Belagavi	Ramadurg	KATAKOLA	Hobli	Sorghum (Jowar/Great Millet)	IRR	850			Taluk Level	38	1039.81	
164	Belagavi	Ramadurg	MUDAKAVI	Hobli	Sorghum (Jowar/Great Millet)	IRR	2100	10	730.99				
165	Belagavi	Ramadurg	SUREBANA	Hobli	Sorghum (Jowar/Great Millet)	IRR	850	10	1508.93				
166	Belagavi	Ramadurg	K CHANDARAGI	Hobli	SUNFLOWER	IRR	112			Taluk Level	28	654.68	
167	Belagavi	Ramadurg	KATAKOLA	Hobli	SUNFLOWER	IRR	150			Taluk Level	28	654.68	
168	Belagavi	Ramadurg	MUDAKAVI	Hobli	SUNFLOWER	IRR	130	10	305.28				

Government of Karnataka
Directorate of Economics and Statistics
Hobli Level Average Yield data for Rabi season 2016-17

S.N	District	Taluk	Insurance Unit (hobli/ GP)	GP/HOBLI	Crop	IRR_RF	Area_Sown_Ha	No_CCE_Conducted	Average Yield(Kg/Ha)	Name_Of_Higher_Level	No_cce_Conducted_Higher	Higher average Yield(Kg/Ha)	Synthetic Yield
169	Belagavi	Ramadurg	SUREBANA	Hobli	SUNFLOWER	IRR	200	10	704.90				
170	Belagavi	Ramadurg	K CHANDARAGI	Hobli	SUNFLOWER	RF	300			Taluk Level	26	296.48	
171	Belagavi	Ramadurg	KATAKOLA	Hobli	SUNFLOWER	RF	100			Taluk Level	26	296.48	
172	Belagavi	Ramadurg	MUDAKAVI	Hobli	SUNFLOWER	RF	90	10	293.15				
173	Belagavi	Ramadurg	SUREBANA	Hobli	SUNFLOWER	RF	500			Taluk Level	26	296.48	
174	Belagavi	Ramadurg	K CHANDARAGI	Hobli	Wheat	RF	419			Taluk Level	30	734.46	
175	Belagavi	Ramadurg	KATAKOLA	Hobli	Wheat	RF	95			Taluk Level	30	734.46	
176	Belagavi	Ramadurg	MUDAKAVI	Hobli	Wheat	RF	82			Taluk Level	30	734.46	
177	Belagavi	Ramadurg	SUREBANA	Hobli	Wheat	RF	750	10	751.90				
178	Belagavi	Savadatti	MUNAVALLI	Hobli	Bengal Gram	IRR	2439			Taluk Level	36	476.58	
179	Belagavi	Savadatti	MURAGODA	Hobli	Bengal Gram	IRR	1830	10	336.00				
180	Belagavi	Savadatti	SAVADATTI	Hobli	Bengal Gram	IRR	2160			Taluk Level	36	476.58	
181	Belagavi	Savadatti	YARAGATTI	Hobli	Bengal Gram	IRR	2445	10	655.88				

Government of Karnataka
Directorate of Economics and Statistics
Hobli Level Average Yield data for Rabi season 2016-17

S.N	District	Taluk	Insurance Unit (hobli/ GP)	GP/HOB LI	Crop	IRR- RF	Area_ Sown_ Ha	No_ CCE_ Conduc ted	Average Yield(Kg/Ha)	Name_ Of_ Higher_ L_ evel	No_ cce_ Conduc ted_ Hig her	Higher average Yield(Kg/Ha)	Synthetic Yield
182	Belagavi	Savadatti	YARAGATTI	Hobli	Horse Gram (kulthi/kultha)	RF	1					217.00	Y
183	Belagavi	Savadatti	YARAGATTI	Hobli	Linseed	RF	1					287.00	Y
184	Belagavi	Savadatti	MUNAVALLI	Hobli	Maize (Makka)	IRR	360	10	3219.87				
185	Belagavi	Savadatti	MURAGODA	Hobli	Maize (Makka)	IRR	428	10	3313.34				
186	Belagavi	Savadatti	SAVADATTI	Hobli	Maize (Makka)	IRR	171			Taluk Level	39	3175.20	
187	Belagavi	Savadatti	YARAGATTI	Hobli	Maize (Makka)	IRR	957	10	3459.52				
188	Belagavi	Savadatti	MURAGODA	Hobli	Maize (Makka)	RF	0			Taluk Level	4	971.21	
189	Belagavi	Savadatti	YARAGATTI	Hobli	Maize (Makka)	RF	1					1177.00	Y
190	Belagavi	Savadatti	MUNAVALLI	Hobli	Safflower	RF	146	10	218.05				
191	Belagavi	Savadatti	MURAGODA	Hobli	Safflower	RF	260	10	705.94				
192	Belagavi	Savadatti	SAVADATTI	Hobli	Safflower	RF	2			Taluk Level	38	540.85	
193	Belagavi	Savadatti	YARAGATTI	Hobli	Safflower	RF	370	10	998.00				
194	Belagavi	Savadatti	MUNAVALLI	Hobli	Sorghum (Jowar/Great Millet)	IRR	1250	10	1124.82				

Government of Karnataka
Directorate of Economics and Statistics
Hobli Level Average Yield data for Rabi season 2016-17

S.N	District	Taluk	Insurance Unit (hobli/ GP)	GP/HOBLI	Crop	IRR_RF	Area_Sown_Ha	No_CCE_Conducted	Average Yield(Kg/Ha)	Name_Of_Higher_Level	No_cce_Conducted_Higher	Higher average Yield(Kg/Ha)	Synthetic Yield
195	Belagavi	Savadatti	MURAGODA	Hobli	Sorghum (Jowar/Great Millet)	IRR	1455	10	1321.90				
196	Belagavi	Savadatti	SAVADATTI	Hobli	Sorghum (Jowar/Great Millet)	IRR	1251	10	1349.45				
197	Belagavi	Savadatti	YARAGATTI	Hobli	Sorghum (Jowar/Great Millet)	IRR	1310	10	1197.18				
198	Belagavi	Savadatti	MUNAVALLI	Hobli	SUNFLOWER	IRR	3					804.00	Y
199	Belagavi	Savadatti	SAVADATTI	Hobli	SUNFLOWER	IRR	1					452.00	Y
200	Belagavi	Savadatti	YARAGATTI	Hobli	SUNFLOWER	IRR	180					493.00	Y
201	Belagavi	Savadatti	MUNAVALLI	Hobli	SUNFLOWER	RF	267	10	184.45				
202	Belagavi	Savadatti	MURAGODA	Hobli	SUNFLOWER	RF	0			Taluk Level	20	251.78	
203	Belagavi	Savadatti	SAVADATTI	Hobli	SUNFLOWER	RF	3			Taluk Level	20	251.78	
204	Belagavi	Savadatti	YARAGATTI	Hobli	SUNFLOWER	RF	89			Taluk Level	20	251.78	
205	Belagavi	Savadatti	MURAGODA	Hobli	Tomato	NS	108	10	6474.00				
206	Belagavi	Savadatti	MUNAVALLI	Hobli	Wheat	IRR	870	10	1350.58				
207	Belagavi	Savadatti	MURAGODA	Hobli	Wheat	IRR	345	10	1785.15				

Government of Karnataka
Directorate of Economics and Statistics
Hobli Level Average Yield data for Rabi season 2016-17

S.N	District	Taluk	Insurance Unit (hobli/ GP)	GP/HOB LI	Crop	IRR RF	Area Sown Ha	No_CCE Conducted	Average Yield(Kg/Ha)	Name_Of_Higher_Level	No_cce Conducted_Higher	Higher average Yield(Kg/Ha)	Synthetic Yield
208	Belagavi	Savadatti	SAVADATTI	Hobli	Wheat	IRR	845	10	1478.93				
209	Belagavi	Savadatti	YARAGATTI	Hobli	Wheat	IRR	1531	10	1292.31				
210	Belagavi	Savadatti	MUNAVALLI	Hobli	Wheat	RF	1880	10	511.74				
211	Belagavi	Savadatti	MURAGODA	Hobli	Wheat	RF	865			Taluk Level	36	477.18	
212	Belagavi	Savadatti	SAVADATTI	Hobli	Wheat	RF	4521			Taluk Level	36	477.18	
213	Belagavi	Savadatti	YARAGATTI	Hobli	Wheat	RF	188	10	747.60				


Joint Director
Crop insurance scheme Division
Directorate of Economics and Statistics



Government of Karnataka
Directorate of Economics and Statistics
Hobli Level Average Yield data for Rabi season 2016-17

S.N	District	Taluk	Insurance Unit (hobli/ GP)	GP/HOBLI	Crop	IRR_RF	Area_Sown_Ha	No_CCE_Conducted	Average Yield(Kg/Ha)	Name_Of_Higher_Level	No_cce_Conducted_Higher	Higher average Yield(Kg/Ha)	Synthetic Yield
1	Bidar	Aurad	DABAKA	Hobli	Bengal Gram	IRR	17	10	653.21				
2	Bidar	Aurad	KAMALANAGARA	Hobli	Bengal Gram	IRR	424	10	736.65				
3	Bidar	Aurad	OWRADABI	Hobli	Bengal Gram	IRR	22			Taluk Level	48	770.16	
4	Bidar	Aurad	SANTAPURA	Hobli	Bengal Gram	IRR	15	10	486.89				
5	Bidar	Aurad	TANAKUSANURA	Hobli	Bengal Gram	IRR	47	10	676.70				
6	Bidar	Aurad	CHINTAKI	Hobli	Safflower	RF	341	10	1078.86				
7	Bidar	Aurad	DABAKA	Hobli	Safflower	RF	503	10	620.68				
8	Bidar	Aurad	KAMALANAGARA	Hobli	Safflower	RF	636	10	1487.26				
9	Bidar	Aurad	OWRADABI	Hobli	Safflower	RF	364	10	904.55				
10	Bidar	Aurad	SANTAPURA	Hobli	Safflower	RF	504	10	1099.92				
11	Bidar	Aurad	TANAKUSANURA	Hobli	Safflower	RF	981	10	2169.67				
12	Bidar	Aurad	DABAKA	Hobli	Sorghum (Jowar/Great Millet)	IRR	6	10	596.49				
13	Bidar	Aurad	KAMALANAGARA	Hobli	Sorghum (Jowar/Great Millet)	IRR	131	10	1273.76				

Government of Karnataka
Directorate of Economics and Statistics
Hobli Level Average Yield data for Rabi season 2016-17

S.N	District	Taluk	Insurance Unit (hobli/ GP)	GP/HOBLI	Crop	IRR_RF	Area_Sown_Ha	No_CCE_Conducted	Average Yield(Kg/Ha)	Name_Of_Higher_Level	No_cce_Conducted_Higher	Higher average Yield(Kg/Ha)	Synthetic Yield
14	Bidar	Aurad	OWRADABI	Hobli	Sorghum (Jowar/Great Millet)	IRR	13	10	1808.69				
15	Bidar	Aurad	SANTAPURA	Hobli	Sorghum (Jowar/Great Millet)	IRR	15	10	1183.66				
16	Bidar	Aurad	TANAKUSANURA	Hobli	Sorghum (Jowar/Great Millet)	IRR	13	10	1458.56				
17	Bidar	Aurad	SANTAPURA	Hobli	SUNFLOWER	RF	0			District Level	2	286.00	
18	Bidar	Aurad	DABAKA	Hobli	Wheat	IRR	6	10	1152.54				
19	Bidar	Aurad	KAMALANAGARA	Hobli	Wheat	IRR	138	10	1843.23				
20	Bidar	Aurad	SANTAPURA	Hobli	Wheat	IRR	52	10	917.51				
21	Bidar	Aurad	DABAKA	Hobli	Wheat	RF	26	10	1360.43				
22	Bidar	Aurad	KAMALANAGARA	Hobli	Wheat	RF	81	10	1154.55				
23	Bidar	Aurad	SANTAPURA	Hobli	Wheat	RF	32	10	1793.47				
24	Bidar	Aurad	TANAKUSANURA	Hobli	Wheat	RF	8	10	1194.09				
25	Bidar	Basavakalyan	BASAVAKALYAN A	Hobli	Bengal Gram	IRR	181	10	1239.97				
26	Bidar	Basavakalyan	HULASURA	Hobli	Bengal Gram	IRR	126			Taluk Level	55	1033.04	

Government of Karnataka
Directorate of Economics and Statistics
Hobli Level Average Yield data for Rabi season 2016-17

S.N	District	Taluk	Insurance Unit (hobli/ GP)	GP/HOB LI	Crop	IRR RF	Area Sown Ha	No_CCE Conducted	Average Yield(Kg/Ha)	Name_Of_Higher_Level	No_cce Conducted_Higher	Higher average Yield(Kg/Ha)	Synthetic Yield
27	Bidar	Basavakalyan	KOHINURA	Hobli	Bengal Gram	IRR	66	10	1197.25				
28	Bidar	Basavakalyan	MANTALA	Hobli	Bengal Gram	IRR	104			Taluk Level	55	1033.04	
29	Bidar	Basavakalyan	MUDABI	Hobli	Bengal Gram	IRR	90	10	997.07				
30	Bidar	Basavakalyan	RAJESHVARA	Hobli	Bengal Gram	IRR	76			Taluk Level	55	1033.04	
31	Bidar	Basavakalyan	BASAVAKALYAN A	Hobli	Safflower	RF	725			Taluk Level	39	855.41	
32	Bidar	Basavakalyan	HULASURA	Hobli	Safflower	RF	649			Taluk Level	39	855.41	
33	Bidar	Basavakalyan	KOHINURA	Hobli	Safflower	RF	129			Taluk Level	39	855.41	
34	Bidar	Basavakalyan	MANTALA	Hobli	Safflower	RF	525	10	887.61				
35	Bidar	Basavakalyan	MUDABI	Hobli	Safflower	RF	406			Taluk Level	39	855.41	
36	Bidar	Basavakalyan	RAJESHVARA	Hobli	Safflower	RF	402			Taluk Level	39	855.41	
37	Bidar	Basavakalyan	BASAVAKALYAN A	Hobli	SUNFLOWER	IRR	2			Taluk Level	2	943.35	
38	Bidar	Basavakalyan	HULASURA	Hobli	SUNFLOWER	IRR	0			Taluk Level	2	943.35	
39	Bidar	Basavakalyan	KOHINURA	Hobli	SUNFLOWER	IRR	0			Taluk Level	2	943.35	

Government of Karnataka
Directorate of Economics and Statistics
Hobli Level Average Yield data for Rabi season 2016-17

S.N	District	Taluk	Insurance Unit (hobli/ GP)	GP/HOB LI	Crop	IRR_RRF	Area_Sown_Ha	No_CCE_Conducted	Average Yield(Kg/Ha)	Name_Of_Higher_Level	No_cce_Conducted_Higher	Higher average Yield(Kg/Ha)	Synthetic Yield
40	Bidar	Basavakalyan	BASAVAKALYAN A	Hobli	SUNFLOWER	RF	0			Taluk Level	2	286.00	
41	Bidar	Basavakalyan	HULASURA	Hobli	SUNFLOWER	RF	2			Taluk Level	2	286.00	
42	Bidar	Basavakalyan	KOHINURA	Hobli	SUNFLOWER	RF	0			Taluk Level	2	286.00	
43	Bidar	Basavakalyan	MANTALA	Hobli	SUNFLOWER	RF	0			Taluk Level	2	286.00	
44	Bidar	Basavakalyan	MUDABI	Hobli	SUNFLOWER	RF	0			Taluk Level	2	286.00	
45	Bidar	Basavakalyan	RAJESHVARA	Hobli	SUNFLOWER	RF	0			Taluk Level	2	286.00	
46	Bidar	Basavakalyan	BASAVAKALYAN A	Hobli	Wheat	IRR	97	10	2693.68				
47	Bidar	Basavakalyan	HULASURA	Hobli	Wheat	IRR	214			Taluk Level	56	1880.03	
48	Bidar	Basavakalyan	KOHINURA	Hobli	Wheat	IRR	244			Taluk Level	56	1880.03	
49	Bidar	Basavakalyan	MANTALA	Hobli	Wheat	IRR	221	10	1233.00				
50	Bidar	Basavakalyan	MUDABI	Hobli	Wheat	IRR	35	10	2092.92				
51	Bidar	Basavakalyan	RAJESHVARA	Hobli	Wheat	IRR	200	10	1586.94				
52	Bidar	Basavakalyan	BASAVAKALYAN A	Hobli	Wheat	RF	54			Taluk Level	30	2703.21	

51

Government of Karnataka
Directorate of Economics and Statistics
Hobli Level Average Yield data for Rabi season 2016-17

S.N	District	Taluk	Insurance Unit (hobli/ GP)	GP/HOBLI	Crop	IRR_RF	Area Sown Ha	No_CCE Conducted	Average Yield(Kg/Ha)	Name_Of_Higher_Level	No_cce Conducted_Higher	Higher average Yield(Kg/Ha)	Synthetic Yield
53	Bidar	Basavakalyan	HULASURA	Hobli	Wheat	RF	4			Taluk Level	30	2703.21	
54	Bidar	Basavakalyan	KOHINURA	Hobli	Wheat	RF	9	10	2435.32				
55	Bidar	Basavakalyan	MANTALA	Hobli	Wheat	RF	4			Taluk Level	30	2703.21	
56	Bidar	Bhalki	BHALKI	Hobli	Bengal Gram	IRR	304	10	743.17				
57	Bidar	Bhalki	HALABARGA	Hobli	Bengal Gram	IRR	430	10	802.52				
58	Bidar	Bhalki	KHATAKA CHINCHULI	Hobli	Bengal Gram	IRR	371	10	1526.00				
59	Bidar	Bhalki	LAKHANAGANVA	Hobli	Bengal Gram	IRR	652	10	890.96				
60	Bidar	Bhalki	NITTURABH	Hobli	Bengal Gram	IRR	163	10	1049.76				
61	Bidar	Bhalki	SAYAGANVA	Hobli	Bengal Gram	IRR	508	10	776.85				
62	Bidar	Bhalki	BHALKI	Hobli	Safflower	RF	1178	10	593.63				
63	Bidar	Bhalki	HALABARGA	Hobli	Safflower	RF	1154	10	693.38				
64	Bidar	Bhalki	KHATAKA CHINCHULI	Hobli	Safflower	RF	1030	10	1366.43				
65	Bidar	Bhalki	LAKHANAGANVA	Hobli	Safflower	RF	1420	10	826.26				

(Signature)

Government of Karnataka
Directorate of Economics and Statistics
Hobli Level Average Yield data for Rabi season 2016-17

S.N	District	Taluk	Insurance Unit (hobli/ GP)	GP/HOBLI	Crop	IRR_RF	Area_Sown_Ha	No_CCE_Conducted	Average Yield(Kg/Ha)	Name_Of_Higher_Level	No_cce_Conducted_Higher	Higher average Yield(Kg/Ha)	Synthetic Yield
66	Bidar	Bhalki	NITTURABH	Hobli	Safflower	RF	935	10	1145.15				
67	Bidar	Bhalki	SAYAGANVA	Hobli	Safflower	RF	1616	10	337.65				
68	Bidar	Bhalki	BHALKI	Hobli	Sorghum (Jowar/Great Millet)	IRR	64	10	1094.95				
69	Bidar	Bhalki	HALABARGA	Hobli	Sorghum (Jowar/Great Millet)	IRR	181	10	808.01				
70	Bidar	Bhalki	KHATAKA CHINCHULI	Hobli	Sorghum (Jowar/Great Millet)	IRR	55	10	635.33				
71	Bidar	Bhalki	LAKHANAGANVA	Hobli	Sorghum (Jowar/Great Millet)	IRR	142	10	1233.77				
72	Bidar	Bhalki	NITTURABH	Hobli	Sorghum (Jowar/Great Millet)	IRR	42	10	700.75				
73	Bidar	Bhalki	SAYAGANVA	Hobli	Sorghum (Jowar/Great Millet)	IRR	246	10	848.91				
74	Bidar	Bhalki	BHALKI	Hobli	Wheat	IRR	180	10	984.88				
75	Bidar	Bhalki	HALABARGA	Hobli	Wheat	IRR	142	10	612.37				
76	Bidar	Bhalki	KHATAKA CHINCHULI	Hobli	Wheat	IRR	156	10	1291.41				
77	Bidar	Bhalki	LAKHANAGANVA	Hobli	Wheat	IRR	44	10	955.01				
78	Bidar	Bhalki	NITTURABH	Hobli	Wheat	IRR	53	10	997.06				



Government of Karnataka
Directorate of Economics and Statistics
Hobli Level Average Yield data for Rabi season 2016-17

S.N	District	Taluk	Insurance Unit (hobli/ GP)	GP/HOBLI	Crop	IRR_RF	Area Sown Ha	No_CCE Conducted	Average Yield(Kg/Ha)	Name_Of_Higher_Level	No_cce Conducted_Higher	Higher average Yield(Kg/Ha)	Synthetic Yield
79	Bidar	Bhalki	SAYAGANVA	Hobli	Wheat	IRR	201	10	886.04				
80	Bidar	Bhalki	BHALKI	Hobli	Wheat	RF	3	10	1011.73				
81	Bidar	Bhalki	HALABARGA	Hobli	Wheat	RF	6	10	923.59				
82	Bidar	Bhalki	LAKHANAGANVA	Hobli	Wheat	RF	2	10	747.28				
83	Bidar	Bhalki	NITTURABH	Hobli	Wheat	RF	5	10	777.05				
84	Bidar	Bhalki	SAYAGANVA	Hobli	Wheat	RF	8	10	888.82				
85	Bidar	Bidar	BAGADALA	Hobli	Bengal Gram	IRR	191	10	845.08				
86	Bidar	Bidar	BEEDARA UTTARA	Hobli	Bengal Gram	IRR	252	10	1263.56				
87	Bidar	Bidar	BEEDARADAKSHINA	Hobli	Bengal Gram	IRR	219	10	1097.18				
88	Bidar	Bidar	JANAVADA	Hobli	Bengal Gram	IRR	321	10	727.54				
89	Bidar	Bidar	BAGADALA	Hobli	Safflower	RF	188	10	1235.81				
90	Bidar	Bidar	BEEDARA UTTARA	Hobli	Safflower	RF	492			Taluk Level	42	1524.35	
91	Bidar	Bidar	JANAVADA	Hobli	Safflower	RF	496			Taluk Level	42	1524.35	

Government of Karnataka
Directorate of Economics and Statistics
Hobli Level Average Yield data for Rabi season 2016-17


S.N	District	Taluk	Insurance Unit (hobli/ GP)	GP/HOBLI	Crop	IRR_RF	Area_Sown_Ha	No_CCE_Conducted	Average Yield(Kg/Ha)	Name_Of_Higher_Level	No_cce_Conducted_Higher	Higher average Yield(Kg/Ha)	Synthetic Yield
92	Bidar	Bidar	KAMATANA	Hobli	Safflower	RF	78			Taluk Level	42	1524.35	
93	Bidar	Bidar	MANNALLI	Hobli	Safflower	RF	126	10	1000.49				
94	Bidar	Bidar	BAGADALA	Hobli	Sorghum (Jowar/Great Millet)	IRR	83	10	1675.14				
95	Bidar	Bidar	JANAVADA	Hobli	Sorghum (Jowar/Great Millet)	IRR	201			Taluk Level	17	1402.50	
96	Bidar	Bidar	BAGADALA	Hobli	Wheat	IRR	137			Taluk Level	32	1633.38	
97	Bidar	Bidar	JANAVADA	Hobli	Wheat	IRR	141			Taluk Level	32	1633.38	
98	Bidar	Bidar	KAMATANA	Hobli	Wheat	IRR	124			Taluk Level	32	1633.38	
99	Bidar	Bidar	MANNALLI	Hobli	Wheat	IRR	175	10	1927.91				
100	Bidar	Chitaguppa	CHITAGUPPA	Hobli	Safflower	RF	241	10	685.29				
101	Bidar	Chitaguppa	CHITAGUPPA	Hobli	Sorghum (Jowar/Great Millet)	IRR	41					1023.00	Y
102	Bidar	Chitaguppa	CHITAGUPPA	Hobli	Wheat	IRR	169	10	1616.01				
103	Bidar	Humnabad	DUBALAGUNDI	Hobli	Bengal Gram	IRR	450	10	676.00				
104	Bidar	Humnabad	HALLILIKHEDABI	Hobli	Bengal Gram	IRR	153	10	1008.82				

Government of Karnataka
Directorate of Economics and Statistics
Hobli Level Average Yield data for Rabi season 2016-17

S.N	District	Taluk	Insurance Unit (hobli/ GP)	GP/HOB LI	Crop	IRR RF	Area Sown Ha	No_CCE Conducted	Average Yield(Kg/Ha)	Name_Of_Higher_Level	No_cce Conducted_Higher	Higher average Yield(Kg/Ha)	Synthetic Yield
105	Bidar	Humnabad	HUMANABADA	Hobli	Bengal Gram	IRR	79	10	727.54				
106	Bidar	Humnabad	BEMALAKHEDA	Hobli	Safflower	RF	140	10	947.65				
107	Bidar	Humnabad	DUBALAGUNDI	Hobli	Safflower	RF	243	10	453.41				
108	Bidar	Humnabad	HALLILIKHEDABI	Hobli	Safflower	RF	447	10	1178.59				
109	Bidar	Humnabad	HUMANABADA	Hobli	Safflower	RF	274	10	377.18				
110	Bidar	Humnabad	NIRNA	Hobli	Safflower	RF	173	10	613.20				
111	Bidar	Humnabad	BEMALAKHEDA	Hobli	Sorghum (Jowar/Great Millet)	IRR	45	10	829.63				
112	Bidar	Humnabad	DUBALAGUNDI	Hobli	Sorghum (Jowar/Great Millet)	IRR	59	10	849.69				
113	Bidar	Humnabad	HALLILIKHEDABI	Hobli	Sorghum (Jowar/Great Millet)	IRR	176	10	1337.82				
114	Bidar	Humnabad	BEMALAKHEDA	Hobli	Wheat	IRR	124	10	1097.83				
115	Bidar	Humnabad	DUBALAGUNDI	Hobli	Wheat	IRR	228	10	1197.43				
116	Bidar	Humnabad	HALLILIKHEDABI	Hobli	Wheat	IRR	107	10	1022.83				
117	Bidar	Humnabad	HUMANABADA	Hobli	Wheat	IRR	193	10	1149.79				

Government of Karnataka
Directorate of Economics and Statistics
Hobli Level Average Yield data for Rabi season 2016-17

S.N	District	Taluk	Insurance Unit (hobli/ GP)	GP/HOB LI	Crop	IRR RF	Area_Sown_Ha	No_CCE_Conducted	Average Yield(Kg/Ha)	Name_Of_Higher_Level	No_cce_Conducted_Higher	Higher average Yield(Kg/Ha)	Synthetic Yield
118	Bidar	Humnabad	NIRNA	Hobli	Wheat	IRR	174	10	1075.32				


Joint Director
Crop insurance scheme Division
Directorate of Economics and Statistics

91

Government of Karnataka
Directorate of Economics and Statistics
Hobli Level Average Yield data for Rabi season 2016-17

S.N	District	Taluk	Insurance Unit (hobli/ GP)	GP/HOB LI	Crop	IRR RF	Area Sown Ha	No_CCE Conducted	Average Yield(Kg/Ha)	Name_Of_Higher_Level	No_cce Conducted_Higher	Higher average Yield(Kg/Ha)	Synthetic Yield
1	ChamarajNagar	ChamarajaNagara	CHANDAKAVADI	Hobli	Bengal Gram	RF	12			Taluk Level	28	0.00	
2	ChamarajNagar	ChamarajaNagara	HARADANAHALLI	Hobli	Bengal Gram	RF	11			Taluk Level	28	0.00	
3	ChamarajNagar	ChamarajaNagara	HARAVE	Hobli	Bengal Gram	RF	11	10	0.00				
4	ChamarajNagar	ChamarajaNagara	KASABA	Hobli	Bengal Gram	RF	5			Taluk Level	28	0.00	
5	ChamarajNagar	ChamarajaNagara	SANTEMARAHALLI	Hobli	Bengal Gram	RF	24			Taluk Level	28	0.00	
6	ChamarajNagar	ChamarajaNagara	HARAVE	Hobli	Green Gram (Moong Bean/ Moong)	RF	15	10	0.00				
7	ChamarajNagar	ChamarajaNagara	CHANDAKAVADI	Hobli	Maize (Makka)	RF	12					1022.00	Y
8	ChamarajNagar	ChamarajaNagara	KASABA	Hobli	Maize (Makka)	RF	5					1064.80	Y
9	ChamarajNagar	ChamarajaNagara	HARADANAHALLI	Hobli	Tomato	NS	127					32700.70	Y
10	ChamarajNagar	Gundlupet	BEGURU	Hobli	Bengal Gram	RF	96			Taluk Level	30	27.24	
11	ChamarajNagar	Gundlupet	HANGALA	Hobli	Bengal Gram	RF	102			Taluk Level	30	27.24	
12	ChamarajNagar	Gundlupet	KASABA	Hobli	Bengal Gram	RF	158	10	26.88				
13	ChamarajNagar	Gundlupet	TERAKANAMBI	Hobli	Bengal Gram	RF	105			Taluk Level	30	27.24	

Government of Karnataka
Directorate of Economics and Statistics
Hobli Level Average Yield data for Rabi season 2016-17

S.N	District	Taluk	Insurance Unit (hobli/ GP)	GP/HOBLI	Crop	IRR_RF	Area_Sown_Ha	No_CCE_Conducted	Average Yield(Kg/Ha)	Name_Of_Higher_Level	No_cce_Conducted_Higher	Higher average Yield(Kg/Ha)	Synthetic Yield
14	ChamarajNagar	Gundlupet	TERAKANAMBI	Hobli	Maize (Makka)	IRR	18	10	1167.43				
15	ChamarajNagar	Gundlupet	HANGALA	Hobli	Maize (Makka)	RF	15					490.40	Y
16	ChamarajNagar	Gundlupet	KASABA	Hobli	Maize (Makka)	RF	20					511.90	Y
17	ChamarajNagar	Gundlupet	TERAKANAMBI	Hobli	Maize (Makka)	RF	24					392.00	Y
18	ChamarajNagar	Gundlupet	BEGURU	Hobli	Onion	IRR	112	10	7400.00				
19	ChamarajNagar	Gundlupet	HANGALA	Hobli	Onion	IRR	171			Taluk Level	39	8083.08	
20	ChamarajNagar	Gundlupet	KASABA	Hobli	Onion	IRR	104	10	8772.00				
21	ChamarajNagar	Gundlupet	TERAKANAMBI	Hobli	Onion	IRR	333	10	9084.00				
22	ChamarajNagar	Gundlupet	BEGURU	Hobli	Tomato	NS	140	10	10568.00				
23	ChamarajNagar	Gundlupet	HANGALA	Hobli	Tomato	NS	115	10	6508.40				
24	ChamarajNagar	Gundlupet	KASABA	Hobli	Tomato	NS	54	10	6662.00				
25	ChamarajNagar	Gundlupet	TERAKANAMBI	Hobli	Tomato	NS	100			Taluk Level	37	8461.73	
26	ChamarajNagar	Hanur	HANURU	Hobli	Bengal Gram	RF	0			District Level	58	14.09	


91

Government of Karnataka
Directorate of Economics and Statistics
Hobli Level Average Yield data for Rabi season 2016-17

S.N	District	Taluk	Insurance Unit (hobli/ GP)	GP/HOBLI	Crop	IRR_RF	Area_Sown_Ha	No_CCE_Conducted	Average Yield(Kg/Ha)	Name_Of_Higher_Level	No_cce_Conducted_Higher	Higher average Yield(Kg/Ha)	Synthetic Yield
27	ChamarajNagar	Hanur	HANURU	Hobli	Maize (Makka)	IRR	603	10	4912.34				
28	ChamarajNagar	Hanur	LOKKANAHALLI	Hobli	Maize (Makka)	IRR	980	10	4158.58				
29	ChamarajNagar	Hanur	RAMAPURA	Hobli	Maize (Makka)	IRR	245	10	4685.61				
30	ChamarajNagar	Hanur	HANURU	Hobli	Maize (Makka)	RF	16					904.00	Y
31	ChamarajNagar	Hanur	LOKKANAHALLI	Hobli	Maize (Makka)	RF	338					1417.60	Y
32	ChamarajNagar	Hanur	RAMAPURA	Hobli	Maize (Makka)	RF	9					1211.20	Y
33	ChamarajNagar	Hanur	HANURU	Hobli	RAGI	RF	4					664.40	Y
34	ChamarajNagar	Hanur	RAMAPURA	Hobli	RAGI	RF	4					446.00	Y
35	ChamarajNagar	Kollegala	KASABA	Hobli	Maize (Makka)	IRR	303	10	4633.90				
36	ChamarajNagar	Kollegala	PALYA	Hobli	Maize (Makka)	IRR	576	10	7224.32				
37	ChamarajNagar	Kollegala	KASABA	Hobli	Maize (Makka)	RF	0			District Level	9	0.00	
38	ChamarajNagar	Kollegala	PALYA	Hobli	Maize (Makka)	RF	0			District Level	9	0.00	
39	ChamarajNagar	Kollegala	KASABA	Hobli	PADDY	IRR	2					3298.00	Y

Government of Karnataka
Directorate of Economics and Statistics
Hobli Level Average Yield data for Rabi season 2016-17

S.N	District	Taluk	Insurance Unit (hobli/ GP)	GP/HOB LI	Crop	IRR- RF	Area_ Sown_ Ha	No_CCE_ Conduc ted	Average Yield(Kg/Ha)	Name_Of_ Higher_ L_ evel	No_cce_ Conduc ted_ Hig her	Higher average Yield(Kg/Ha)	Synthetic Yield
40	ChamarajNagar	Kollegala	KASABA	Hobli	RAGI	IRR	92	10	2796.33				
41	ChamarajNagar	Kollegala	PALYA	Hobli	RAGI	IRR	19	10	2797.05				
42	ChamarajNagar	Kollegala	KASABA	Hobli	RAGI	RF	0			District Level	3	0.00	
43	ChamarajNagar	Kollegala	PALYA	Hobli	RAGI	RF	0			District Level	3	0.00	
44	ChamarajNagar	Yalandur	KASABA	Hobli	Horse Gram (kulthi/kultha)	RF	140	10	0.00				
45	ChamarajNagar	Yalandur	AGARA	Hobli	Maize (Makka)	IRR	155	10	8963.52				


Joint Director
Crop insurance scheme Division
Directorate of Economics and Statistics

②

Government of Karnataka
Directorate of Economics and Statistics
Hobli Level Average Yield data for Rabi season 2016-17

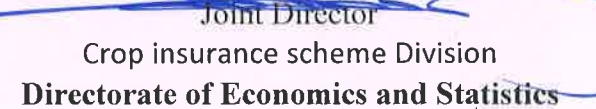
S.N	District	Taluk	Insurance Unit (hobli/ GP)	GP/HOBLI	Crop	IRR_RF	Area_Sown_Ha	No_CCE_Conducted	Average Yield(Kg/Ha)	Name_Of_Higher_Level	No_cce_Conducted_Higher	Higher average Yield(Kg/Ha)	Synthetic Yield
1	Chikkaballapur	Bagepalli	CHELURU	Hobli	Horse Gram (kulthi/kultha)	RF	0			District Level	5	0.00	
2	Chikkaballapur	Bagepalli	GULURU	Hobli	Horse Gram (kulthi/kultha)	RF	0			District Level	5	0.00	
3	Chikkaballapur	Bagepalli	KASABA	Hobli	Horse Gram (kulthi/kultha)	RF	0			District Level	5	0.00	
4	Chikkaballapur	Bagepalli	MITTEMARI	Hobli	Horse Gram (kulthi/kultha)	RF	0			District Level	5	0.00	
5	Chikkaballapur	Bagepalli	PATAPALYA	Hobli	Horse Gram (kulthi/kultha)	RF	0			District Level	5	0.00	
6	Chikkaballapur	Chikballapur	KASABA	Hobli	Potato	IRR	178	10	14184.80				
7	Chikkaballapur	Chikballapur	MANDIKALLU	Hobli	Potato	IRR	230	10	17038.00				
8	Chikkaballapur	Chikballapur	NANDI	Hobli	Potato	IRR	268			Taluk Level	27	16559.56	
9	Chikkaballapur	Chinthamani	AMBAJIDURGA	Hobli	Horse Gram (kulthi/kultha)	RF	73			Taluk Level	1	0.00	
10	Chikkaballapur	Chinthamani	CHILAKALANERPU	Hobli	Horse Gram (kulthi/kultha)	RF	61					145.60	Y
11	Chikkaballapur	Chinthamani	KAIVARA	Hobli	Horse Gram (kulthi/kultha)	RF	59					121.20	Y
12	Chikkaballapur	Chinthamani	KASABA	Hobli	Horse Gram (kulthi/kultha)	RF	67					116.80	Y
13	Chikkaballapur	Chinthamani	MUNGANAHALLI	Hobli	Horse Gram (kulthi/kultha)	RF	66					173.20	Y

Government of Karnataka
Directorate of Economics and Statistics
Hobli Level Average Yield data for Rabi season 2016-17

S.N	District	Taluk	Insurance Unit (hobli/ GP)	GP/HOB LI	Crop	IRR_ RF	Area_ Sown_ Ha	No_ CCE_ Conduc ted	Average Yield(Kg/Ha)	Name_ Of_ Higher_ L_ evel	No_ cce_ Conduc ted_ Hig her	Higher average Yield(Kg/Ha)	Synthetic Yield
14	Chikkaballapur	Chinthamani	MURAGAMALLA	Hobli	Horse Gram (kulthi/kultha)	RF	56					153.10	Y
15	Chikkaballapur	Gauribidanur	D PALYA	Hobli	Maize (Makka)	IRR	69			Taluk Level	12	5611.73	
16	Chikkaballapur	Gauribidanur	KASABA	Hobli	Maize (Makka)	IRR	55					5063.80	Y
17	Chikkaballapur	Gauribidanur	TONDEBAVI	Hobli	Maize (Makka)	IRR	95					4522.00	Y
18	Chikkaballapur	Gauribidanur	HOSURU	Hobli	Maize (Makka)	RF	0			State Level	103	1374.86	
19	Chikkaballapur	Gauribidanur	D PALYA	Hobli	SUNFLOWER	IRR	1			State Level	450	926.96	
20	Chikkaballapur	Gauribidanur	HOSURU	Hobli	SUNFLOWER	IRR	2			State Level	450	926.96	
21	Chikkaballapur	Gauribidanur	KASABA	Hobli	SUNFLOWER	IRR	0			State Level	450	926.96	
22	Chikkaballapur	Gauribidanur	MANCHENAHALLI	Hobli	SUNFLOWER	IRR	0			State Level	450	926.96	
23	Chikkaballapur	Gauribidanur	NAGARAGERE	Hobli	SUNFLOWER	IRR	2			State Level	450	926.96	
24	Chikkaballapur	Gauribidanur	TONDEBAVI	Hobli	SUNFLOWER	IRR	0			State Level	450	926.96	
25	Chikkaballapur	Gudibande	SOMENAHALLI	Hobli	Maize (Makka)	IRR	19			Taluk Level	8	6342.04	
26	Chikkaballapur	Sidlaghatta	JANGAMAKOTE	Hobli	Horse Gram (kulthi/kultha)	RF	10			Taluk Level	4	0.00	

Government of Karnataka
Directorate of Economics and Statistics
Hobli Level Average Yield data for Rabi season 2016-17

S.N	District	Taluk	Insurance Unit (hobli/ GP)	GP/HOB LI	Crop	IRR_RF	Area_Sown_Ha	No_CCE_Conducted	Average Yield(Kg/Ha)	Name_Of_Higher_Level	No_cce Conduc ted_Hig her	Higher average Yield(Kg/Ha)	Synthetic Yield
27	Chikkaballapur	Sidlaghatta	KASABA	Hobli	Horse Gram (kulthi/kultha)	RF	0			Taluk Level	4	0.00	
28	Chikkaballapur	Sidlaghatta	BASHETTIHALLI	Hobli	Potato	IRR	255					13307.60	Y


Joint Director
Crop insurance scheme Division
Directorate of Economics and Statistics

Government of Karnataka
Directorate of Economics and Statistics
Hobli Level Average Yield data for Rabi season 2016-17


S.N	District	Taluk	Insurance Unit (hobli/ GP)	GP/HOBLI	Crop	IRR_RF	Area Sown Ha	No_CCE Conducted	Average Yield(Kg/Ha)	Name_Of_Higher_Level	No_cce Conducted_Higher	Higher average Yield(Kg/Ha)	Synthetic Yield
1	Chikkamagaluru	Chikkamagaluru	LAKYA	Hobli	Bengal Gram	RF	0			District Level	45	660.64	
2	Chikkamagaluru	Chikkamagaluru	AMBALE	Hobli	Horse Gram (kulthi/kultha)	RF	16					252.00	Y
3	Chikkamagaluru	Chikkamagaluru	LAKYA	Hobli	Horse Gram (kulthi/kultha)	RF	248					136.00	Y
4	Chikkamagaluru	Chikkamagaluru	LAKYA	Hobli	Sorghum (Jowar/Great Millet)	RF	207					369.60	Y
5	Chikkamagaluru	Chikkamagaluru	AMBALE	Hobli	Tomato	NS	15	10	26483.20				
6	Chikkamagaluru	Kadur	BEERURU	Hobli	Sorghum (Jowar/Great Millet)	RF	310					474.20	Y
7	Chikkamagaluru	Kadur	Chowlahiriyur	Hobli	Sorghum (Jowar/Great Millet)	RF	373					548.00	Y
8	Chikkamagaluru	Kadur	HIRENALLURU	Hobli	Sorghum (Jowar/Great Millet)	RF	552					635.00	Y
9	Chikkamagaluru	Kadur	KASABA	Hobli	Sorghum (Jowar/Great Millet)	RF	427					603.00	Y
10	Chikkamagaluru	Kadur	SAKHARAYAPATANA	Hobli	Sorghum (Jowar/Great Millet)	RF	85					598.00	Y
11	Chikkamagaluru	Kadur	SINGATAGERE	Hobli	Sorghum (Jowar/Great Millet)	RF	2					607.00	Y
12	Chikkamagaluru	Kadur	YAGATI	Hobli	Sorghum (Jowar/Great Millet)	RF	15					494.00	Y

Government of Karnataka
Directorate of Economics and Statistics
Hobli Level Average Yield data for Rabi season 2016-17

S.N	District	Taluk	Insurance Unit (hobli/ GP)	GP/HOB LI	Crop	IRR_ RF	Area_ Sown_ Ha	No_ CCE_ Conduc ted	Average Yield(Kg/Ha)	Name_ Of_ Higher_ L_ evel	No_ cce_ Conduc ted_ Hig her	Higher average Yield(Kg/Ha)	Synthetic Yield
13	Chikkamagaluru	Kadur	BEERURU	Hobli	SUNFLOWER	RF	3			State Level	261	298.67	
14	Chikkamagaluru	Kadur	BEERURU	Hobli	Tomato	NS	27	10	16368.00				
15	Chikkamagaluru	Kadur	KASABA	Hobli	Tomato	NS	42	10	22060.00				
16	Chikkamagaluru	Tarikere	AJJAMPURA	Hobli	Bengal Gram	RF	973	10	720.48				
17	Chikkamagaluru	Tarikere	AMRUTAPURA	Hobli	Bengal Gram	RF	70			Taluk Level	28	780.24	
18	Chikkamagaluru	Tarikere	LAKKAVALLI	Hobli	Bengal Gram	RF	2			Taluk Level	28	780.24	
19	Chikkamagaluru	Tarikere	LINGADAHALLI	Hobli	Bengal Gram	RF	992			Taluk Level	28	780.24	
20	Chikkamagaluru	Tarikere	SHIVANI	Hobli	Bengal Gram	RF	433			Taluk Level	28	780.24	
21	Chikkamagaluru	Tarikere	AJJAMPURA	Hobli	Horse Gram (kulthi/kultha)	RF	349	10	408.63				
22	Chikkamagaluru	Tarikere	AMRUTAPURA	Hobli	Horse Gram (kulthi/kultha)	RF	316			Taluk Level	22	421.71	
23	Chikkamagaluru	Tarikere	KASABA	Hobli	Horse Gram (kulthi/kultha)	RF	177			Taluk Level	22	421.71	
24	Chikkamagaluru	Tarikere	LINGADAHALLI	Hobli	Horse Gram (kulthi/kultha)	RF	154			Taluk Level	22	421.71	
25	Chikkamagaluru	Tarikere	SHIVANI	Hobli	Horse Gram (kulthi/kultha)	RF	328			Taluk Level	22	421.71	

Government of Karnataka
Directorate of Economics and Statistics
Hobli Level Average Yield data for Rabi season 2016-17

S.N	District	Taluk	Insurance Unit (hobli/ GP)	GP/HOB LI	Crop	IRR_Rf	Area_Sown_Ha	No_CCE_Conducted	Average Yield(Kg/Ha)	Name_Of_Higher_Level	No_cce_Conducted_Higher	Higher average Yield(Kg/Ha)	Synthetic Yield
26	Chikkamagaluru	Tarikere	AJJAMPURA	Hobli	Sorghum (Jowar/Great Millet)	RF	1143			Taluk Level	28	1598.82	
27	Chikkamagaluru	Tarikere	AMRUTAPURA	Hobli	Sorghum (Jowar/Great Millet)	RF	10			Taluk Level	28	1598.82	
28	Chikkamagaluru	Tarikere	LINGADAHALLI	Hobli	Sorghum (Jowar/Great Millet)	RF	192			Taluk Level	28	1598.82	
29	Chikkamagaluru	Tarikere	SHIVANI	Hobli	Sorghum (Jowar/Great Millet)	RF	454			Taluk Level	28	1598.82	


Joint Director
Crop insurance scheme Division
Directorate of Economics and Statistics

2

Government of Karnataka
Directorate of Economics and Statistics
Hobli Level Average Yield data for Rabi season 2016-17

S.N	District	Taluk	Insurance Unit (hobli/ GP)	GP/HOB LI	Crop	IRR_RF	Area_Sown_Ha	No_CCE_Conducted	Average Yield(Kg/Ha)	Name_Of_Higher_Level	No_cce_Conducted_Higher	Higher average Yield(Kg/Ha)	Synthetic Yield
1	Chitradurga	Challakere	NAYAKANAHATTI	Hobli	Horse Gram (kulthi/kultha)	RF	0			District Level	20	204.48	
2	Chitradurga	Challakere	PARASHURA0PURA	Hobli	Horse Gram (kulthi/kultha)	RF	0			District Level	20	204.48	
3	Chitradurga	Challakere	TALAKU	Hobli	Horse Gram (kulthi/kultha)	RF	0			District Level	20	204.48	
4	Chitradurga	Challakere	KASABA	Hobli	Maize (Makka)	IRR	449	10	2184.70				
5	Chitradurga	Challakere	NAYAKANAHATTI	Hobli	Maize (Makka)	IRR	618	10	1794.10				
6	Chitradurga	Challakere	PARASHURA0PURA	Hobli	Maize (Makka)	IRR	543	10	2962.52				
7	Chitradurga	Challakere	TALAKU	Hobli	Maize (Makka)	IRR	884	10	1869.47				
8	Chitradurga	Challakere	KASABA	Hobli	Onion	IRR	127					10930.00	Y
9	Chitradurga	Challakere	TALAKU	Hobli	Onion	IRR	90					11206.00	Y
10	Chitradurga	Challakere	KASABA	Hobli	PADDY	IRR	0			State Level	925	4085.22	
11	Chitradurga	Challakere	PARASHURA0PURA	Hobli	PADDY	IRR	0			State Level	925	4085.22	
12	Chitradurga	Challakere	TALAKU	Hobli	PADDY	IRR	0			State Level	925	4085.22	
13	Chitradurga	Challakere	PARASHURA0PURA	Hobli	RAGI	IRR	374	10	2499.42				

Government of Karnataka
Directorate of Economics and Statistics
Hobli Level Average Yield data for Rabi season 2016-17

S.N	District	Taluk	Insurance Unit (hobli/ GP)	GP/HOB LI	Crop	IRR_ RF	Area_ Sown_ Ha	No_ CCE_ Conduc ted	Average Yield(Kg/Ha)	Name_ Of_ Higher_ L_ evel	No_ cce_ Conduc ted_ Hig her	Higher average Yield(Kg/Ha)	Synthetic Yield
14	Chitradurga	Challakere	KASABA	Hobli	SUNFLOWER	IRR	0			State Level	450	926.96	
15	Chitradurga	Challakere	NAYAKANAHATTI	Hobli	SUNFLOWER	IRR	0			State Level	450	926.96	
16	Chitradurga	Challakere	PARASHURA0PU RA	Hobli	SUNFLOWER	IRR	0			State Level	450	926.96	
17	Chitradurga	Challakere	TALAKU	Hobli	SUNFLOWER	IRR	0			State Level	450	926.96	
18	Chitradurga	Challakere	KASABA	Hobli	SUNFLOWER	RF	0			State Level	261	298.67	
19	Chitradurga	Challakere	PARASHURA0PU RA	Hobli	SUNFLOWER	RF	0			State Level	261	298.67	
20	Chitradurga	Challakere	TALAKU	Hobli	SUNFLOWER	RF	0			State Level	261	298.67	
21	Chitradurga	Challakere	KASABA	Hobli	Wheat	IRR	22					1539.00	Y
22	Chitradurga	Chitradurga	HIREGUNTANUR U	Hobli	Horse Gram (kulthi/kultha)	RF	4			Taluk Level	2	330.89	
23	Chitradurga	Chitradurga	KASABA	Hobli	Horse Gram (kulthi/kultha)	RF	0			Taluk Level	2	330.89	
24	Chitradurga	Chitradurga	BHARAMASAGAR A	Hobli	Maize (Makka)	IRR	3			Taluk Level	18	2448.99	
25	Chitradurga	Chitradurga	KASABA	Hobli	Maize (Makka)	IRR	115			Taluk Level	18	2448.99	
26	Chitradurga	Chitradurga	TURUVANURU	Hobli	Maize (Makka)	IRR	77	10	2256.29				

Government of Karnataka
Directorate of Economics and Statistics
Hobli Level Average Yield data for Rabi season 2016-17

S.N	District	Taluk	Insurance Unit (hobli/ GP)	GP/HOBLI	Crop	IRR_RF	Area_Sown_Ha	No_CCE_Conducted	Average Yield(Kg/Ha)	Name_Of_Higher_Level	No_cce_Conducted_Higher	Higher average Yield(Kg/Ha)	Synthetic Yield
27	Chitradurga	Chitradurga	KASABA	Hobli	Onion	IRR	87					7931.20	Y
28	Chitradurga	Chitradurga	KASABA	Hobli	Safflower	RF	1					205.00	Y
29	Chitradurga	Chitradurga	BHARAMASAGAR A	Hobli	Sorghum (Jowar/Great Millet)	RF	8			Taluk Level	11	209.30	
30	Chitradurga	Chitradurga	HIREGUNTANUR U	Hobli	Sorghum (Jowar/Great Millet)	RF	0			Taluk Level	11	209.30	
31	Chitradurga	Chitradurga	KASABA	Hobli	Sorghum (Jowar/Great Millet)	RF	148					458.50	Y
32	Chitradurga	Chitradurga	TURUVANURU	Hobli	Sorghum (Jowar/Great Millet)	RF	479					398.00	Y
33	Chitradurga	Chitradurga	KASABA	Hobli	SUNFLOWER	IRR	0			State Level	450	926.96	
34	Chitradurga	Chitradurga	TURUVANURU	Hobli	SUNFLOWER	IRR	0			State Level	450	926.96	
35	Chitradurga	Chitradurga	BHARAMASAGAR A	Hobli	SUNFLOWER	RF	0			State Level	261	298.67	
36	Chitradurga	Chitradurga	KASABA	Hobli	SUNFLOWER	RF	0			State Level	261	298.67	
37	Chitradurga	Chitradurga	TURUVANURU	Hobli	SUNFLOWER	RF	0			State Level	261	298.67	
38	Chitradurga	Chitradurga	KASABA	Hobli	Wheat	IRR	57			Taluk Level	16	571.51	
39	Chitradurga	Chitradurga	TURUVANURU	Hobli	Wheat	IRR	33	10	604.87				

Government of Karnataka
Directorate of Economics and Statistics
Hobli Level Average Yield data for Rabi season 2016-17

S.N	District	Taluk	Insurance Unit (hobli/ GP)	GP/HOBLI	Crop	IRR_RF	Area_Sown_Ha	No_CCE_Conducted	Average Yield(Kg/Ha)	Name_Of_Higher_Level	No_cce_Conducted_Higher	Higher average Yield(Kg/Ha)	Synthetic Yield
40	Chitradurga	Hiiriyur	AIMANGALA	Hobli	Horse Gram (kulthi/kultha)	RF	0			District Level	20	204.48	
41	Chitradurga	Hiiriyur	DHARMAPURA	Hobli	Horse Gram (kulthi/kultha)	RF	0			District Level	20	204.48	
42	Chitradurga	Hiiriyur	J G HALLI	Hobli	Horse Gram (kulthi/kultha)	RF	0			District Level	20	204.48	
43	Chitradurga	Hiiriyur	KASABA	Hobli	Horse Gram (kulthi/kultha)	RF	0			District Level	20	204.48	
44	Chitradurga	Hiiriyur	AIMANGALA	Hobli	Maize (Makka)	RF	0			State Level	103	1374.86	
45	Chitradurga	Hiiriyur	DHARMAPURA	Hobli	Maize (Makka)	RF	0			State Level	103	1374.86	
46	Chitradurga	Hiiriyur	J G HALLI	Hobli	Maize (Makka)	RF	0			State Level	103	1374.86	
47	Chitradurga	Hiiriyur	KASABA	Hobli	Maize (Makka)	RF	0			State Level	103	1374.86	
48	Chitradurga	Hiiriyur	AIMANGALA	Hobli	Onion	IRR	52	10	5580.00				
49	Chitradurga	Hiiriyur	DHARMAPURA	Hobli	PADDY	IRR	0			State Level	925	4085.22	
50	Chitradurga	Hiiriyur	KASABA	Hobli	RAGI	IRR	0			District Level	10	2499.42	
51	Chitradurga	Hiiriyur	AIMANGALA	Hobli	Safflower	RF	0			District Level	4	162.33	
52	Chitradurga	Hiiriyur	DHARMAPURA	Hobli	Safflower	RF	0			District Level	4	162.33	

91

Government of Karnataka
Directorate of Economics and Statistics
Hobli Level Average Yield data for Rabi season 2016-17

S.N	District	Taluk	Insurance Unit (hobli/ GP)	GP/HOB LI	Crop	IRR_RF	Area_Sown_Ha	No_CCE_Conducted	Average Yield(Kg/Ha)	Name_Of_Higher_Level	No_cce_Conducted_Higher	Higher average Yield(Kg/Ha)	Synthetic Yield
53	Chitradurga	Hiiriyur	J G HALLI	Hobli	Safflower	RF	0			District Level	4	162.33	
54	Chitradurga	Hiiriyur	KASABA	Hobli	Safflower	RF	0			District Level	4	162.33	
55	Chitradurga	Hiiriyur	DHARMAPURA	Hobli	SUNFLOWER	IRR	0			State Level	450	926.96	
56	Chitradurga	Hiiriyur	AIMANGALA	Hobli	SUNFLOWER	RF	1					324.00	Y
57	Chitradurga	Hiiriyur	DHARMAPURA	Hobli	SUNFLOWER	RF	0			State Level	261	298.67	
58	Chitradurga	Hiiriyur	J G HALLI	Hobli	SUNFLOWER	RF	0			State Level	261	298.67	
59	Chitradurga	Hiiriyur	KASABA	Hobli	SUNFLOWER	RF	0			State Level	261	298.67	
60	Chitradurga	Hiiriyur	AIMANGALA	Hobli	Wheat	IRR	43					1539.00	Y
61	Chitradurga	Holalkere	BEEDURGA	Hobli	Horse Gram (kulthi/kultha)	RF	0			District Level	20	204.48	
62	Chitradurga	Holalkere	KASABA	Hobli	Horse Gram (kulthi/kultha)	RF	0			District Level	20	204.48	
63	Chitradurga	Holalkere	RAMAGIRI	Hobli	Horse Gram (kulthi/kultha)	RF	0			District Level	20	204.48	
64	Chitradurga	Holalkere	TALYA	Hobli	Horse Gram (kulthi/kultha)	RF	0			District Level	20	204.48	
65	Chitradurga	Holalkere	BEEDURGA	Hobli	Sorghum (Jowar/Great Millet)	RF	0			Taluk Level	2	244.47	


9/

Government of Karnataka
Directorate of Economics and Statistics
Hobli Level Average Yield data for Rabi season 2016-17

S.N	District	Taluk	Insurance Unit (hobli/ GP)	GP/HOB LI	Crop	IRR_Rf	Area_Sown_Ha	No_CCE_Conducted	Average Yield(Kg/Ha)	Name_Of_Higher_Level	No_cce Conducted_Higher	Higher average Yield(Kg/Ha)	Synthetic Yield
66	Chitradurga	Holalkere	KASABA	Hobli	Sorghum (Jowar/Great Millet)	RF	0			Taluk Level	2	244.47	
67	Chitradurga	Holalkere	RAMAGIRI	Hobli	Sorghum (Jowar/Great Millet)	RF	24					297.00	Y
68	Chitradurga	Holalkere	TALYA	Hobli	Sorghum (Jowar/Great Millet)	RF	5			Taluk Level	2	244.47	
69	Chitradurga	Holalkere	BEEBURGA	Hobli	SUNFLOWER	RF	0			State Level	261	298.67	
70	Chitradurga	Holalkere	KASABA	Hobli	SUNFLOWER	RF	0			State Level	261	298.67	
71	Chitradurga	Holalkere	RAMAGIRI	Hobli	SUNFLOWER	RF	189					293.00	Y
72	Chitradurga	Hosadurga	KASABA	Hobli	Bengal Gram	RF	253					218.80	Y
73	Chitradurga	Hosadurga	MADADAKERE	Hobli	Bengal Gram	RF	2					302.00	Y
74	Chitradurga	Hosadurga	SHREERAMPURA	Hobli	Bengal Gram	RF	10			Taluk Level	7	475.61	
75	Chitradurga	Hosadurga	KASABA	Hobli	Horse Gram (kulthi/kultha)	RF	254			Taluk Level	18	190.43	
76	Chitradurga	Hosadurga	MADADAKERE	Hobli	Horse Gram (kulthi/kultha)	RF	123			Taluk Level	18	190.43	
77	Chitradurga	Hosadurga	MATTODU	Hobli	Horse Gram (kulthi/kultha)	RF	122	10	157.73				
78	Chitradurga	Hosadurga	SHREERAMPURA	Hobli	Horse Gram (kulthi/kultha)	RF	129			Taluk Level	18	190.43	

Government of Karnataka
Directorate of Economics and Statistics
Hobli Level Average Yield data for Rabi season 2016-17

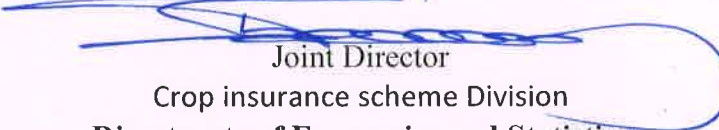
S.N	District	Taluk	Insurance Unit (hobli/ GP)	GP/HOB LI	Crop	IRR_Rf	Area_Sown_Ha	No_CCE_Conducted	Average Yield(Kg/Ha)	Name_Of_Higher_Level	No_cce Conducted_Higher	Higher average Yield(Kg/Ha)	Synthetic Yield
79	Chitradurga	Hosadurga	KASABA	Hobli	Sorghum (Jowar/Great Millet)	RF	21			Taluk Level	16	291.19	
80	Chitradurga	Hosadurga	MADADAKERE	Hobli	Sorghum (Jowar/Great Millet)	RF	25			Taluk Level	16	291.19	
81	Chitradurga	Hosadurga	MATTODU	Hobli	Sorghum (Jowar/Great Millet)	RF	2			Taluk Level	16	291.19	
82	Chitradurga	Hosadurga	SHREERAMPURA	Hobli	Sorghum (Jowar/Great Millet)	RF	3			Taluk Level	16	291.19	
83	Chitradurga	Molakalmur	DEVASAMUDRA	Hobli	Bengal Gram	RF	0			District Level	77	241.35	
84	Chitradurga	Molakalmur	DEVASAMUDRA	Hobli	Sorghum (Jowar/Great Millet)	RF	0			District Level	43	274.63	
85	Chitradurga	Molakalmur	DEVASAMUDRA	Hobli	SUNFLOWER	IRR	0			State Level	450	926.96	
86	Chitradurga	Molakalmur	DEVASAMUDRA	Hobli	SUNFLOWER	RF	0			State Level	261	298.67	


Joint Director
Crop insurance scheme Division
Directorate of Economics and Statistics

9/

Government of Karnataka
Directorate of Economics and Statistics
Hobli Level Average Yield data for Rabi season 2016-17

S.N	District	Taluk	Insurance Unit (hobli/ GP)	GP/HOB LI	Crop	IRR- RF	Area_ Sown_ Ha	No_ CCE_ Conduc ted	Average Yield(Kg/Ha)	Name_ Of_ Higher_ L_ evel	No_ cce_ Conduc ted_ Hig her	Higher average Yield(Kg/Ha)	Synthetic Yield
1	DakshinaKannada	Mangalore	GURUPURA	Hobli	Black Gram (urd bean)	RF	0			State Level	80	474.23	
2	DakshinaKannada	Mangalore	MANGALURU B	Hobli	Black Gram (urd bean)	RF	0			State Level	80	474.23	
3	DakshinaKannada	Mangalore	MULKI	Hobli	Black Gram (urd bean)	RF	0			State Level	80	474.23	
4	DakshinaKannada	Mangalore	SURATKAL	Hobli	Black Gram (urd bean)	RF	0			State Level	80	474.23	
5	DakshinaKannada	Mudabidre	MUDABIDRI	Hobli	Black Gram (urd bean)	RF	0			State Level	80	474.23	


Joint Director
Crop insurance scheme Division
Directorate of Economics and Statistics

(S)

Government of Karnataka
Directorate of Economics and Statistics
Hobli Level Average Yield data for Rabi season 2016-17

S.N	District	Taluk	Insurance Unit (hobli/ GP)	GP/HOB LI	Crop	IRR- RF	Area_ Sown_ Ha	No_ CCE_ Conduc ted	Average Yield(Kg/Ha)	Name_ Of_ Higher_ L_ evel	No_ cce_ Conduc ted_ Hig her	Higher average Yield(Kg/Ha)	Synthetic Yield
1	Davangere	Channagiri	KASABA	Hobli	Sorghum (Jowar/Great Millet)	RF	0			District Level	20	542.41	
2	Davangere	Channagiri	SANTEBENNURU-1	Hobli	Sorghum (Jowar/Great Millet)	RF	0			District Level	20	542.41	
3	Davangere	Channagiri	SANTEBENNURU-2	Hobli	Sorghum (Jowar/Great Millet)	RF	0			District Level	20	542.41	
4	Davangere	Channagiri	SANTEBENNURU-2	Hobli	SUNFLOWER	RF	0			State Level	261	298.67	
5	Davangere	Davanagere	MAYAKONDA	Hobli	Maize (Makka)	IRR	3					3277.00	Y
6	Davangere	Davanagere	KASABA	Hobli	Sorghum (Jowar/Great Millet)	RF	0			District Level	20	542.41	
7	Davangere	Davanagere	ANAGODU	Hobli	SUNFLOWER	IRR	0			District Level	8	1008.62	
8	Davangere	Davanagere	MAYAKONDA	Hobli	Tomato	NS	9					2503.00	Y
9	Davangere	Harapanahalli	ARASIKERI	Hobli	Bengal Gram	RF	0			Taluk Level	6	434.08	
10	Davangere	Harapanahalli	CHIGATERI	Hobli	Bengal Gram	RF	110					652.00	Y
11	Davangere	Harapanahalli	KASABA	Hobli	Bengal Gram	RF	5					300.00	Y
12	Davangere	Harapanahalli	ARASIKERI	Hobli	Horse Gram (kulthi/kultha)	RF	0			District Level	5	124.39	
13	Davangere	Harapanahalli	CHIGATERI	Hobli	Horse Gram (kulthi/kultha)	RF	31					674.00	Y

Government of Karnataka
Directorate of Economics and Statistics
Hobli Level Average Yield data for Rabi season 2016-17

S.N	District	Taluk	Insurance Unit (hobli/ GP)	GP/HOB LI	Crop	IRR_ RF	Area_ Sown_ Ha	No_ CCE_ Conduc_ ted	Average Yield(Kg/Ha)	Name_ Of_ Higher_ L_ evel	No_ cce_ Conduc_ ted_ Hig_ her	Higher average Yield(Kg/Ha)	Synthetic Yield
14	Davangere	Harapanahalli	KASABA	Hobli	Horse Gram (kulthi/kultha)	RF	178					509.00	Y
15	Davangere	Harapanahalli	TELAGI	Hobli	Horse Gram (kulthi/kultha)	RF	0			District Level	5	124.39	
16	Davangere	Harapanahalli	CHIGATERI	Hobli	Maize (Makka)	IRR	329					2202.00	Y
17	Davangere	Harapanahalli	TELAGI	Hobli	Maize (Makka)	IRR	262					2837.00	Y
18	Davangere	Harapanahalli	CHIGATERI	Hobli	Maize (Makka)	RF	36					1970.00	Y
19	Davangere	Harapanahalli	ARASIKERI	Hobli	RAGI	IRR	358			Taluk Level	23	1928.61	
20	Davangere	Harapanahalli	CHIGATERI	Hobli	RAGI	IRR	504			Taluk Level	23	1928.61	
21	Davangere	Harapanahalli	KASABA	Hobli	RAGI	IRR	213			Taluk Level	23	1928.61	
22	Davangere	Harapanahalli	TELAGI	Hobli	RAGI	IRR	244			Taluk Level	23	1928.61	
23	Davangere	Harapanahalli	ARASIKERI	Hobli	RAGI	RF	0			State Level	32	1019.40	
24	Davangere	Harapanahalli	CHIGATERI	Hobli	Sorghum (Jowar/Great Millet)	IRR	73					1387.00	Y
25	Davangere	Harapanahalli	TELAGI	Hobli	Sorghum (Jowar/Great Millet)	IRR	760					1819.00	Y
26	Davangere	Harapanahalli	ARASIKERI	Hobli	Sorghum (Jowar/Great Millet)	RF	0			District Level	20	542.41	

Government of Karnataka
Directorate of Economics and Statistics
Hobli Level Average Yield data for Rabi season 2016-17

S.N	District	Taluk	Insurance Unit (hobli/ GP)	GP/HOB LI	Crop	IRR_Rf	Area_Sown_Ha	No_CCE_Conducted	Average Yield(Kg/Ha)	Name_Of_Higher_Level	No_cce_Conducted_Higher	Higher average Yield(Kg/Ha)	Synthetic Yield
27	Davangere	Harapanahalli	CHIGATERI	Hobli	Sorghum (Jowar/Great Millet)	RF	49					616.00	Y
28	Davangere	Harapanahalli	KASABA	Hobli	Sorghum (Jowar/Great Millet)	RF	0			District Level	20	542.41	
29	Davangere	Harapanahalli	TELAGI	Hobli	Sorghum (Jowar/Great Millet)	RF	0			District Level	20	542.41	
30	Davangere	Harapanahalli	ARASIKERI	Hobli	SUNFLOWER	RF	54					314.00	Y
31	Davangere	Harapanahalli	CHIGATERI	Hobli	SUNFLOWER	RF	45					280.00	Y
32	Davangere	Harapanahalli	TELAGI	Hobli	SUNFLOWER	RF	0			State Level	261	298.67	
33	Davangere	Harapanahalli	CHIGATERI	Hobli	Wheat	RF	2			State Level	829	1035.16	
34	Davangere	Harihar	KASABA	Hobli	Sorghum (Jowar/Great Millet)	IRR	52					2264.00	Y
35	Davangere	Harihar	KASABA	Hobli	Sorghum (Jowar/Great Millet)	RF	0			District Level	20	542.41	
36	Davangere	Harihar	KASABA	Hobli	SUNFLOWER	IRR	11			District Level	8	1008.62	
37	Davangere	Harihar	KASABA	Hobli	SUNFLOWER	RF	0			State Level	261	298.67	
38	Davangere	Honnali	BELAGUTTI	Hobli	Bengal Gram	RF	75					467.00	Y
39	Davangere	Honnali	KASABA	Hobli	Bengal Gram	RF	15					1036.00	Y

9/1

Government of Karnataka
Directorate of Economics and Statistics
Hobli Level Average Yield data for Rabi season 2016-17


S.N	District	Taluk	Insurance Unit (hobli/ GP)	GP/HOB LI	Crop	IRR_ RF	Area_ Sown_ Ha	No_ CCE_ Conduc ted	Average Yield(Kg/Ha)	Name_Of_ Higher_ L_ evel	No_ cce_ Conduc ted_ Hig her	Higher average Yield(Kg/Ha)	Synthetic Yield
40	Davangere	Honnali	BELAGUTTI	Hobli	Horse Gram (kulthi/kultha)	RF	95					352.00	Y
41	Davangere	Honnali	GOVINAKOVI-1	Hobli	Horse Gram (kulthi/kultha)	RF	5					418.00	Y
42	Davangere	Honnali	GOVINAKOVI-2	Hobli	Horse Gram (kulthi/kultha)	RF	8					535.00	Y
43	Davangere	Honnali	KASABA	Hobli	Horse Gram (kulthi/kultha)	RF	60					352.00	Y
44	Davangere	Honnali	SASVEHALLI-2	Hobli	Horse Gram (kulthi/kultha)	RF	0			Taluk Level	5	124.39	
45	Davangere	Honnali	BELAGUTTI	Hobli	Sorghum (Jowar/Great Millet)	RF	175	10	511.57				
46	Davangere	Honnali	GOVINAKOVI-1	Hobli	Sorghum (Jowar/Great Millet)	RF	75	10	573.24				
47	Davangere	Honnali	GOVINAKOVI-2	Hobli	Sorghum (Jowar/Great Millet)	RF	30			Taluk Level	20	542.41	
48	Davangere	Honnali	KASABA	Hobli	Sorghum (Jowar/Great Millet)	RF	120			Taluk Level	20	542.41	
49	Davangere	Honnali	BELAGUTTI	Hobli	SUNFLOWER	IRR	5					1197.40	Y
50	Davangere	Honnali	KASABA	Hobli	SUNFLOWER	IRR	0			Taluk Level	4	1258.38	
51	Davangere	Jagalur	BILICHODU	Hobli	Onion	IRR	2					6872.00	Y
52	Davangere	Jagalur	KASABA	Hobli	Onion	IRR	53					4657.00	Y

Government of Karnataka
Directorate of Economics and Statistics
Hobli Level Average Yield data for Rabi season 2016-17

S.N	District	Taluk	Insurance Unit (hobli/ GP)	GP/HOBLI	Crop	IRR/RF	Area Sown Ha	No_CCE Conducted	Average Yield(Kg/Ha)	Name_Of_Higher_Level	No_cce Conducted_Higher	Higher average Yield(Kg/Ha)	Synthetic Yield
53	Davangere	Jagalur	SOKKE	Hobli	Onion	IRR	2					4657.00	Y
54	Davangere	Jagalur	BILICHODU	Hobli	RAGI	IRR	197			Taluk Level	24	1212.50	
55	Davangere	Jagalur	KASABA	Hobli	RAGI	IRR	288	10	1419.76				
56	Davangere	Jagalur	SOKKE	Hobli	RAGI	IRR	313			Taluk Level	24	1212.50	
57	Davangere	Jagalur	KASABA	Hobli	Sorghum (Jowar/Great Millet)	IRR	0			District Level	6	3738.72	
58	Davangere	Jagalur	SOKKE	Hobli	Sorghum (Jowar/Great Millet)	IRR	0			District Level	6	3738.72	
59	Davangere	Jagalur	KASABA	Hobli	Sorghum (Jowar/Great Millet)	RF	0			District Level	20	542.41	
60	Davangere	Jagalur	SOKKE	Hobli	Sorghum (Jowar/Great Millet)	RF	0			District Level	20	542.41	
61	Davangere	Jagalur	BILICHODU	Hobli	SUNFLOWER	IRR	0			District Level	8	1008.62	
62	Davangere	Jagalur	KASABA	Hobli	SUNFLOWER	IRR	7					855.00	Y
63	Davangere	Jagalur	BILICHODU	Hobli	SUNFLOWER	RF	0			State Level	261	298.67	
64	Davangere	Jagalur	KASABA	Hobli	SUNFLOWER	RF	0			State Level	261	298.67	
65	Davangere	Jagalur	SOKKE	Hobli	SUNFLOWER	RF	0			State Level	261	298.67	

**Government of Karnataka
Directorate of Economics and Statistics
Hobli Level Average Yield data for Rabi season 2016-17**

S.N	District	Taluk	Insurance Unit (hobli/ GP)	GP/HOB LI	Crop	IRR- RF	Area_ Sown_ Ha	No_CCE _Conduc ted	Average Yield(Kg/Ha)	Name_Of _Higher_L evel	No_cce Conduc ted_Hig her	Higher average Yield(Kg/Ha)	Synthetic Yield
66	Davangere	Jagalur	BILICHODU	Hobli	Tomato	NS	52	10	8626.13				


 Joint Director
 Crop insurance scheme Division
 Directorate of Economics and Statistics

②

Government of Karnataka
Directorate of Economics and Statistics
Hobli Level Average Yield data for Rabi season 2016-17

S.N	District	Taluk	Insurance Unit (hobli/ GP)	GP/HOB LI	Crop	IRR_Rf	Area_Sown_Ha	No_CCE_Conducted	Average Yield(Kg/Ha)	Name_Of_Higher_Level	No_cce_Conducted_Higher	Higher average Yield(Kg/Ha)	Synthetic Yield
1	Dharwad	Dharwad	AMMINABAVI	Hobli	Bengal Gram	IRR	168	10	531.97				
2	Dharwad	Dharwad	AMMINABAVI	Hobli	Maize (Makka)	IRR	156	10	3040.88				
3	Dharwad	Dharwad	DHARAVADA	Hobli	Maize (Makka)	IRR	124	10	4218.24				
4	Dharwad	Dharwad	GARAGA	Hobli	Maize (Makka)	IRR	493	10	3992.52				
5	Dharwad	Dharwad	AMMINABAVI	Hobli	Safflower	RF	683	10	417.65				
6	Dharwad	Dharwad	GARAGA	Hobli	Safflower	RF	125	10	508.58				
7	Dharwad	Dharwad	AMMINABAVI	Hobli	Wheat	IRR	205			Taluk Level	19	1446.71	
8	Dharwad	Dharwad	GARAGA	Hobli	Wheat	IRR	179	10	1244.32				
9	Dharwad	Dharwad	AMMINABAVI	Hobli	Wheat	RF	1777	10	301.21				
10	Dharwad	Dharwad	DHARAVADA	Hobli	Wheat	RF	476	10	409.62				
11	Dharwad	Dharwad	GARAGA	Hobli	Wheat	RF	788	10	656.79				
12	Dharwad	Hubballi	SHIRAGUPPI	Hobli	Bengal Gram	IRR	111					516.50	Y
13	Dharwad	Hubballi	CHABBI	Hobli	Bengal Gram	RF	300			Taluk Level	16	172.38	

(Signature)

Government of Karnataka
Directorate of Economics and Statistics
Hobli Level Average Yield data for Rabi season 2016-17

S.N	District	Taluk	Insurance Unit (hobli/ GP)	GP/HOBLI	Crop	IRR_RF	Area_Sown_Ha	No_CCE_Conducted	Average Yield(Kg/Ha)	Name_Of_Higher_Level	No_cce_Conducted_Higher	Higher average Yield(Kg/Ha)	Synthetic Yield
14	Dharwad	Hubballi	HUBBALLI	Hobli	Bengal Gram	RF	396			Taluk Level	16	172.38	
15	Dharwad	Hubballi	SHIRAGUPPI	Hobli	Bengal Gram	RF	4948			Taluk Level	16	172.38	
16	Dharwad	Hubballi	CHABBI(H)	Hobli	COTTON(Non Irrigated)	RF						98.77	
17	Dharwad	Hubballi	HUBBALLI(H)	Hobli	COTTON(Non Irrigated)	RF						98.77	
18	Dharwad	Hubballi	SHIRAGUPPI(H)	Hobli	COTTON(Non Irrigated)	RF						98.77	
19	Dharwad	Hubballi	CHABBI	Hobli	Horse Gram (kulthi/kultha)	RF	8					85.30	Y
20	Dharwad	Hubballi	HUBBALLI	Hobli	Horse Gram (kulthi/kultha)	RF	0			Taluk Level	1	55.26	
21	Dharwad	Hubballi	CHABBI	Hobli	Maize (Makka)	IRR	557	10	4210.29				
22	Dharwad	Hubballi	SHIRAGUPPI	Hobli	Maize (Makka)	IRR	0			Taluk Level	10	4210.29	
23	Dharwad	Hubballi	CHABBI	Hobli	Maize (Makka)	RF	0			State Level	103	1374.86	
24	Dharwad	Hubballi	HUBBALLI	Hobli	Maize (Makka)	RF	0			State Level	103	1374.86	
25	Dharwad	Hubballi	CHABBI	Hobli	Safflower	RF	46					490.20	Y
26	Dharwad	Hubballi	HUBBALLI	Hobli	Safflower	RF	0			Taluk Level	2	324.67	

37

Government of Karnataka
Directorate of Economics and Statistics
Hobli Level Average Yield data for Rabi season 2016-17

S.N	District	Taluk	Insurance Unit (hobli/ GP)	GP/HOBLI	Crop	IRR-RF	Area Sown Ha	No_CCE Conducted	Average Yield(Kg/Ha)	Name_Of_Higher_Level	No_cce Conducted_Higher	Higher average Yield(Kg/Ha)	Synthetic Yield
27	Dharwad	Hubballi	SHIRAGUPPI	Hobli	Safflower	RF	365					192.40	Y
28	Dharwad	Hubballi	HUBBALLI	Hobli	Sorghum (Jowar/Great Millet)	IRR	63	10	1270.83				
29	Dharwad	Hubballi	SHIRAGUPPI	Hobli	Sorghum (Jowar/Great Millet)	IRR	23	10	395.33				
30	Dharwad	Hubballi	SHIRAGUPPI	Hobli	SUNFLOWER	RF	0			District Level	2	118.13	
31	Dharwad	Hubballi	SHIRAGUPPI	Hobli	Wheat	IRR	152	10	666.06				
32	Dharwad	Hubballi	CHABBI	Hobli	Wheat	RF	135					390.70	Y
33	Dharwad	Hubballi	HUBBALLI	Hobli	Wheat	RF	97					205.20	Y
34	Dharwad	Hubballi	SHIRAGUPPI	Hobli	Wheat	RF	1792					209.00	Y
35	Dharwad	Kalgatigi	DHUMMAVADA	Hobli	Bengal Gram	RF	17					269.60	Y
36	Dharwad	Kalgatigi	KALAGHATAGI	Hobli	Bengal Gram	RF	0			District Level	205	276.73	
37	Dharwad	Kalgatigi	DHUMMAVADA	Hobli	Green Gram (Moong Bean/ Moong)	RF	252			Taluk Level	17	154.35	
38	Dharwad	Kalgatigi	KALAGHATAGI	Hobli	Green Gram (Moong Bean/ Moong)	RF	299	10	175.27				
39	Dharwad	Kalgatigi	TABAKADAHONN IHALLI	Hobli	Green Gram (Moong Bean/ Moong)	RF	921			Taluk Level	17	154.35	

9/

Government of Karnataka
Directorate of Economics and Statistics
Hobli Level Average Yield data for Rabi season 2016-17

S.N	District	Taluk	Insurance Unit (hobli/ GP)	GP/HOBLI	Crop	IRR_RF	Area_Sown_Ha	No_CCE_Conducted	Average Yield(Kg/Ha)	Name_Of_Higher_Level	No_cce_Conducted_Higher	Higher average Yield(Kg/Ha)	Synthetic Yield
40	Dharwad	Kalgatigi	DHUMMAVADA	Hobli	Horse Gram (kulthi/kultha)	RF	114					207.00	Y
41	Dharwad	Kalgatigi	KALAGHATAGI	Hobli	Horse Gram (kulthi/kultha)	RF	124					239.90	Y
42	Dharwad	Kalgatigi	TABAKADAHONN IHALLI	Hobli	Horse Gram (kulthi/kultha)	RF	0			Taluk Level	11	295.09	
43	Dharwad	Kalgatigi	DHUMMAVADA	Hobli	Maize (Makka)	IRR	170	10	4022.75				
44	Dharwad	Kalgatigi	KALAGHATAGI	Hobli	Maize (Makka)	IRR	152	10	3833.41				
45	Dharwad	Kalgatigi	TABAKADAHONN IHALLI	Hobli	Maize (Makka)	IRR	597	10	4365.42				
46	Dharwad	Kalgatigi	DHUMMAVADA	Hobli	Maize (Makka)	RF	0			State Level	103	1374.86	
47	Dharwad	Kalgatigi	KALAGHATAGI	Hobli	Maize (Makka)	RF	0			State Level	103	1374.86	
48	Dharwad	Kalgatigi	TABAKADAHONN IHALLI	Hobli	Maize (Makka)	RF	0			State Level	103	1374.86	
49	Dharwad	Kalgatigi	TABAKADAHONN IHALLI	Hobli	Sorghum (Jowar/Great Millet)	IRR	4					1368.00	Y
50	Dharwad	Kundgol	KUNDAGOLA(H)	Hobli	COTTON(Non Irrigated)	RF			133.44				
51	Dharwad	Kundgol	SANSHI(H)	Hobli	COTTON(Non Irrigated)	RF			13.28				
52	Dharwad	Kundgol	KUNDAGOLA	Hobli	Horse Gram (kulthi/kultha)	RF	28					121.20	Y

91

Government of Karnataka
Directorate of Economics and Statistics
Hobli Level Average Yield data for Rabi season 2016-17


S.N	District	Taluk	Insurance Unit (hobli/ GP)	GP/HOBLI	Crop	IRR/RF	Area Sown Ha	No_CCE Conducted	Average Yield(Kg/Ha)	Name_Of_Higher_Level	No_cce Conducted_Higher	Higher average Yield(Kg/Ha)	Synthetic Yield
53	Dharwad	Kundgol	SANSHI	Hobli	Horse Gram (kulthi/kultha)	RF	34					56.80	Y
54	Dharwad	Kundgol	SANSHI	Hobli	Maize (Makka)	RF	0			State Level	103	1374.86	
55	Dharwad	Kundgol	KUNDAGOLA	Hobli	Safflower	RF	1123					211.20	Y
56	Dharwad	Kundgol	SANSHI	Hobli	Safflower	RF	1483					313.40	Y
57	Dharwad	Kundgol	SANSHI	Hobli	SUNFLOWER	RF	0			District Level	2	118.13	
58	Dharwad	Kundgol	KUNDAGOLA	Hobli	Wheat	RF	3983					162.80	Y
59	Dharwad	Kundgol	SANSHI	Hobli	Wheat	RF	2065					261.20	Y
60	Dharwad	Navalgund	ANNIGERI	Hobli	Bengal Gram	IRR	237					503.90	Y
61	Dharwad	Navalgund	MORABA	Hobli	Bengal Gram	IRR	4428	10	296.89				
62	Dharwad	Navalgund	ANNIGERI(H)	Hobli	COTTON(Non Irrigated)	RF						155.24	
63	Dharwad	Navalgund	MORABA(H)	Hobli	COTTON(Non Irrigated)	RF						155.24	
64	Dharwad	Navalgund	MORABA	Hobli	Maize (Makka)	IRR	60	10	1628.83				
65	Dharwad	Navalgund	ANNIGERI	Hobli	Safflower	RF	855					133.50	Y

9/1

Government of Karnataka
Directorate of Economics and Statistics
Hobli Level Average Yield data for Rabi season 2016-17

S.N	District	Taluk	Insurance Unit (hobli/ GP)	GP/HOBLI	Crop	IRR_RF	Area_Sown_Ha	No_CCE_Conducted	Average Yield(Kg/Ha)	Name_Of_Higher_Level	No_cce_Conducted_Higher	Higher average Yield(Kg/Ha)	Synthetic Yield
66	Dharwad	Navalgund	MORABA	Hobli	Safflower	RF	236					0.00	Y
67	Dharwad	Navalgund	ANNIGERI	Hobli	Sorghum (Jowar/Great Millet)	IRR	58			Taluk Level	17	481.08	
68	Dharwad	Navalgund	MORABA	Hobli	Sorghum (Jowar/Great Millet)	IRR	1574			Taluk Level	17	481.08	
69	Dharwad	Navalgund	ANNIGERI	Hobli	SUNFLOWER	IRR	14					237.80	Y
70	Dharwad	Navalgund	MORABA	Hobli	SUNFLOWER	IRR	34					467.00	Y
71	Dharwad	Navalgund	ANNIGERI	Hobli	SUNFLOWER	RF	110					96.00	Y
72	Dharwad	Navalgund	MORABA	Hobli	SUNFLOWER	RF	336					98.60	Y
73	Dharwad	Navalgund	ANNIGERI	Hobli	Wheat	IRR	267	10	549.49				
74	Dharwad	Navalgund	MORABA	Hobli	Wheat	IRR	3243	10	394.02				
75	Dharwad	Navalgund	ANNIGERI	Hobli	Wheat	RF	5007					178.50	Y
76	Dharwad	Navalgund	MORABA	Hobli	Wheat	RF	6430	10	209.58				

99


Joint Director
 Crop insurance scheme Division
Directorate of Economics and Statistics

Government of Karnataka
Directorate of Economics and Statistics
Hobli Level Average Yield data for Rabi season 2016-17

S.N	District	Taluk	Insurance Unit (hobli/ GP)	GP/HOB LI	Crop	IRR RF	Area Sown Ha	No_CCE Conducted	Average Yield(Kg/Ha)	Name_Of_Higher_Level	No_cce Conducted_Higher	Higher average Yield(Kg/Ha)	Synthetic Yield
1	Gadag	Gadag	BETAGERI(H)	Hobli	COTTON(Non Irrigated)	RF			61.07				
2	Gadag	Gadag	GADAGA(H)	Hobli	COTTON(Non Irrigated)	RF			151.79				
3	Gadag	Gadag	GADAGA	Hobli	Horse Gram (kulthi/kultha)	RF	48					123.10	Y
4	Gadag	Gadag	BETAGERI	Hobli	Linseed	RF	7			State Level	55	268.42	
5	Gadag	Gadag	BETAGERI	Hobli	Safflower	RF	954	10	166.91				
6	Gadag	Gadag	GADAGA	Hobli	Safflower	RF	80			Taluk Level	16	231.43	
7	Gadag	Gadag	BETAGERI	Hobli	SUNFLOWER	IRR	10					199.40	Y
8	Gadag	Gadag	GADAGA	Hobli	SUNFLOWER	IRR	15					245.00	Y
9	Gadag	Gadag	BETAGERI	Hobli	SUNFLOWER	RF	2533					109.00	Y
10	Gadag	Gadag	GADAGA	Hobli	SUNFLOWER	RF	760					61.20	Y
11	Gadag	Gadag	BETAGERI	Hobli	Wheat	IRR	54	10	880.68				
12	Gadag	Gadag	GADAGA	Hobli	Wheat	IRR	126	10	1093.05				
13	Gadag	Gadag	BETAGERI	Hobli	Wheat	RF	3812					513.00	Y

Government of Karnataka
Directorate of Economics and Statistics
Hobli Level Average Yield data for Rabi season 2016-17

S.N	District	Taluk	Insurance Unit (hobli/ GP)	GP/HOB LI	Crop	IRR_RRF	Area_Sown_Ha	No_CCE_Conducted	Average Yield(Kg/Ha)	Name_Of_Higher_Level	No_cce_Conducted_Higher	Higher average Yield(Kg/Ha)	Synthetic Yield
14	Gadag	Gadag	GADAGA	Hobli	Wheat	RF	1691	10	338.84				
15	Gadag	Gajendragad	NAREGALLA(H)	Hobli	COTTON(Non Irrigated)	RF			85.27				
16	Gadag	Gajendragad	NAREGALLA	Hobli	Horse Gram (kulthi/kultha)	RF	0			District Level	4	284.31	
17	Gadag	Gajendragad	NAREGALLA	Hobli	Safflower	RF	63					516.10	Y
18	Gadag	Gajendragad	NAREGALLA	Hobli	Sorghum (Jowar/Great Millet)	RF	5391					429.80	Y
19	Gadag	Gajendragad	NAREGALLA	Hobli	SUNFLOWER	IRR	738					325.10	Y
20	Gadag	Gajendragad	NAREGALLA	Hobli	SUNFLOWER	RF	3312					140.80	Y
21	Gadag	Gajendragad	NAREGALLA	Hobli	Wheat	IRR	55					904.80	Y
22	Gadag	Gajendragad	NAREGALLA	Hobli	Wheat	RF	544					140.40	Y
23	Gadag	Lakshmeshwar	LAKSHMESHVAR A	Hobli	Bengal Gram	IRR	234					294.30	Y
24	Gadag	Lakshmeshwar	LAKSHMESHVAR A(H)	Hobli	COTTON(Non Irrigated)	RF			2.80				
25	Gadag	Lakshmeshwar	LAKSHMESHVAR A	Hobli	Horse Gram (kulthi/kultha)	RF	302					155.60	Y
26	Gadag	Lakshmeshwar	LAKSHMESHVAR A	Hobli	Maize (Makka)	IRR	71					1418.70	Y

21

Government of Karnataka
Directorate of Economics and Statistics
Hobli Level Average Yield data for Rabi season 2016-17

S.N	District	Taluk	Insurance Unit (hobli/ GP)	GP/HOB LI	Crop	IRR_Rf	Area Sown Ha	No_CCE Conducted	Average Yield(Kg/Ha)	Name_Of_Higher_Level	No_cce Conducted_Higher	Higher average Yield(Kg/Ha)	Synthetic Yield
27	Gadag	Lakshmeshwar	LAKSHMESHVAR A	Hobli	Safflower	RF	301					80.30	Y
28	Gadag	Lakshmeshwar	LAKSHMESHVAR A	Hobli	Sorghum (Jowar/Great Millet)	IRR	10					347.40	Y
29	Gadag	Lakshmeshwar	LAKSHMESHVAR A	Hobli	SUNFLOWER	IRR	36					350.60	Y
30	Gadag	Lakshmeshwar	LAKSHMESHVAR A	Hobli	SUNFLOWER	RF	3691					162.10	Y
31	Gadag	Lakshmeshwar	LAKSHMESHVAR A	Hobli	Wheat	IRR	132					633.00	Y
32	Gadag	Lakshmeshwar	LAKSHMESHVAR A	Hobli	Wheat	RF	884					180.90	Y
33	Gadag	Mundargi	DAMBALA	Hobli	Bengal Gram	IRR	217					361.20	Y
34	Gadag	Mundargi	MUNDARAGI	Hobli	Bengal Gram	IRR	182					294.60	Y
35	Gadag	Mundargi	MUNDARAGI(H)	Hobli	COTTON(Irrigated)	IRR			0.00				
36	Gadag	Mundargi	DAMBALA	Hobli	Horse Gram (kulthi/kultha)	RF	203					107.00	Y
37	Gadag	Mundargi	MUNDARAGI	Hobli	Horse Gram (kulthi/kultha)	RF	74					176.00	Y
38	Gadag	Mundargi	DAMBALA	Hobli	Maize (Makka)	IRR	958					2204.90	Y
39	Gadag	Mundargi	MUNDARAGI	Hobli	Maize (Makka)	IRR	585					2086.00	Y

(5/)

Government of Karnataka
Directorate of Economics and Statistics
Hobli Level Average Yield data for Rabi season 2016-17

S.N	District	Taluk	Insurance Unit (hobli/ GP)	GP/HOB LI	Crop	IRR_Rf	Area_Sown_Ha	No_CCE_Conducted	Average Yield(Kg/Ha)	Name_Of_Higher_Level	No_cce_Conducted_Higher	Higher average Yield(Kg/Ha)	Synthetic Yield
40	Gadag	Mundargi	DAMBALA	Hobli	Maize (Makka)	RF	2043					506.00	Y
41	Gadag	Mundargi	MUNDARAGI	Hobli	Maize (Makka)	RF	2074					647.00	Y
42	Gadag	Mundargi	MUNDARAGI	Hobli	Onion	IRR	112					2524.40	Y
43	Gadag	Mundargi	DAMBALA	Hobli	Safflower	RF	622					256.70	Y
44	Gadag	Mundargi	DAMBALA	Hobli	Sorghum (Jowar/Great Millet)	IRR	1263					452.00	Y
45	Gadag	Mundargi	MUNDARAGI	Hobli	Sorghum (Jowar/Great Millet)	IRR	181					423.00	Y
46	Gadag	Mundargi	DAMBALA	Hobli	SUNFLOWER	IRR	381					374.00	Y
47	Gadag	Mundargi	MUNDARAGI	Hobli	SUNFLOWER	IRR	477					426.00	Y
48	Gadag	Mundargi	DAMBALA	Hobli	SUNFLOWER	RF	3017					87.00	Y
49	Gadag	Mundargi	MUNDARAGI	Hobli	SUNFLOWER	RF	905					95.00	Y
50	Gadag	Mundargi	DAMBALA	Hobli	Wheat	IRR	142					530.00	Y
51	Gadag	Mundargi	MUNDARAGI	Hobli	Wheat	IRR	86					419.00	Y
52	Gadag	Mundargi	DAMBALA	Hobli	Wheat	RF	1268					144.00	Y

Q1

Government of Karnataka
Directorate of Economics and Statistics
Hobli Level Average Yield data for Rabi season 2016-17

S.N	District	Taluk	Insurance Unit (hobli/ GP)	GP/HOB LI	Crop	IRR_RF	Area_Sown_Ha	No_CCE_Conducted	Average Yield(Kg/Ha)	Name_Of_Higher_Level	No_cce_Conducted_Higher	Higher average Yield(Kg/Ha)	Synthetic Yield
53	Gadag	Mundargi	MUNDARAGI	Hobli	Wheat	RF	172					89.00	Y
54	Gadag	Naragund	KONNURA	Hobli	Bengal Gram	RF	551	10	73.38				
55	Gadag	Naragund	NARAGUNDA	Hobli	Bengal Gram	RF	687	10	184.96				
56	Gadag	Naragund	KONNURA	Hobli	Linseed	RF	0			State Level	55	268.42	
57	Gadag	Naragund	KONNURA	Hobli	Maize (Makka)	IRR	88	10	3528.13				
58	Gadag	Naragund	NARAGUNDA	Hobli	Maize (Makka)	IRR	0			Taluk Level	10	3528.13	
59	Gadag	Naragund	NARAGUNDA	Hobli	Safflower	RF	41	10	154.15				
60	Gadag	Naragund	KONNURA	Hobli	Sorghum (Jowar/Great Millet)	RF	725	10	256.27				
61	Gadag	Naragund	NARAGUNDA	Hobli	Sorghum (Jowar/Great Millet)	RF	1234	10	243.63				
62	Gadag	Naragund	KONNURA	Hobli	SUNFLOWER	IRR	152					479.80	Y
63	Gadag	Naragund	NARAGUNDA	Hobli	SUNFLOWER	IRR	47					320.00	Y
64	Gadag	Naragund	KONNURA	Hobli	SUNFLOWER	RF	1					439.00	Y
65	Gadag	Naragund	NARAGUNDA	Hobli	SUNFLOWER	RF	0			Taluk Level	2	124.35	

Government of Karnataka
Directorate of Economics and Statistics
Hobli Level Average Yield data for Rabi season 2016-17

S.N	District	Taluk	Insurance Unit (hobli/ GP)	GP/HOB LI	Crop	IRR_Rf	Area_Sown_Ha	No_CCE_Conducted	Average Yield(Kg/Ha)	Name_Of_Higher_Level	No_cce_Conducted_Higher	Higher average Yield(Kg/Ha)	Synthetic Yield
66	Gadag	Naragund	KONNURA	Hobli	Wheat	IRR	1233	10	598.17				
67	Gadag	Naragund	NARAGUNDA	Hobli	Wheat	IRR	2985	10	403.91				
68	Gadag	Naragund	KONNURA	Hobli	Wheat	RF	77					289.80	Y
69	Gadag	Naragund	NARAGUNDA	Hobli	Wheat	RF	218					191.10	Y
70	Gadag	Ron	HOLEALURA	Hobli	Bengal Gram	IRR	72					872.00	Y
71	Gadag	Ron	HOLEALURA(H)	Hobli	COTTON(Non Irrigated)	RF			31.65				
72	Gadag	Ron	RONA(H)	Hobli	COTTON(Non Irrigated)	RF			27.29				
73	Gadag	Ron	RONA	Hobli	Horse Gram (kulthi/kultha)	RF	2					382.00	Y
74	Gadag	Ron	HOLEALURA	Hobli	Safflower	RF	251	10	155.05				
75	Gadag	Ron	RONA	Hobli	Safflower	RF	107					282.00	Y
76	Gadag	Ron	HOLEALURA	Hobli	Sorghum (Jowar/Great Millet)	IRR	113	10	436.34				
77	Gadag	Ron	HOLEALURA	Hobli	Sorghum (Jowar/Great Millet)	RF	6507	10	125.48				
78	Gadag	Ron	RONA	Hobli	Sorghum (Jowar/Great Millet)	RF	6033	10	467.30				

(9)

Government of Karnataka
Directorate of Economics and Statistics
Hobli Level Average Yield data for Rabi season 2016-17

S.N	District	Taluk	Insurance Unit (hobli/ GP)	GP/HOB LI	Crop	IRR RF	Area Sown Ha	No_CCE Conducted	Average Yield(Kg/Ha)	Name_Of_Higher_Level	No_cce Conducted_Higher	Higher average Yield(Kg/Ha)	Synthetic Yield
79	Gadag	Ron	HOLEALURA	Hobli	SUNFLOWER	IRR	94					313.00	Y
80	Gadag	Ron	RONA	Hobli	SUNFLOWER	IRR	117					391.70	Y
81	Gadag	Ron	HOLEALURA	Hobli	SUNFLOWER	RF	1628					54.00	Y
82	Gadag	Ron	RONA	Hobli	SUNFLOWER	RF	3085					99.00	Y
83	Gadag	Ron	HOLEALURA	Hobli	Wheat	IRR	223	10	395.86				
84	Gadag	Ron	RONA	Hobli	Wheat	IRR	144					750.30	Y
85	Gadag	Ron	HOLEALURA	Hobli	Wheat	RF	2446					192.00	Y
86	Gadag	Ron	RONA	Hobli	Wheat	RF	741					83.10	Y
87	Gadag	Shirahatti	SHIRAHATTI	Hobli	Bengal Gram	IRR	48					315.00	Y
88	Gadag	Shirahatti	SHIRAHATTI(H)	Hobli	COTTON(Non Irrigated)	RF			0.00				
89	Gadag	Shirahatti	SHIRAHATTI	Hobli	Horse Gram (kulthi/kultha)	RF	155					192.00	Y
90	Gadag	Shirahatti	SHIRAHATTI	Hobli	Maize (Makka)	IRR	27					1458.00	Y
91	Gadag	Shirahatti	SHIRAHATTI	Hobli	Maize (Makka)	RF	334					1508.00	Y

Government of Karnataka
Directorate of Economics and Statistics
Hobli Level Average Yield data for Rabi season 2016-17

S.N	District	Taluk	Insurance Unit (hobli/ GP)	GP/HOB LI	Crop	IRR RF	Area_Sown_Ha	No_CCE_Conducted	Average Yield(Kg/Ha)	Name_Of_Higher_Level	No_cce Conduced_Higher	Higher average Yield(Kg/Ha)	Synthetic Yield
92	Gadag	Shirahatti	SHIRAHATTI	Hobli	Sorghum (Jowar/Great Millet)	IRR	7					873.30	Y
93	Gadag	Shirahatti	SHIRAHATTI	Hobli	SUNFLOWER	IRR	49					364.00	Y
94	Gadag	Shirahatti	SHIRAHATTI	Hobli	SUNFLOWER	RF	3558					172.00	Y
95	Gadag	Shirahatti	SHIRAHATTI	Hobli	Wheat	IRR	72					520.00	Y
96	Gadag	Shirahatti	SHIRAHATTI	Hobli	Wheat	RF	146					477.10	Y


Joint Director
Crop insurance scheme Division
Directorate of Economics and Statistics

91

Government of Karnataka
Directorate of Economics and Statistics
Hobli Level Average Yield data for Rabi season 2016-17

S.N	District	Taluk	Insurance Unit (hobli/ GP)	GP/HOB LI	Crop	IRR RF	Area Sown Ha	No_CCE Conducted	Average Yield(Kg/Ha)	Name_Of_Higher_Level	No_cce Conducted_Higher	Higher average Yield(Kg/Ha)	Synthetic Yield
1	Hasan	Arkalgud	RAMANATHAPUR A(H)	Hobli	Avare/Field bean(Non Irrigated)	RF			37.71				
2	Hasan	Arkalgud	DODDAMAGGE	Hobli	Bengal Gram	RF	77					337.10	Y
3	Hasan	Arkalgud	KONANURU	Hobli	Bengal Gram	RF	0			Taluk Level	8	318.57	
4	Hasan	Arkalgud	MALLIPATTANA	Hobli	Bengal Gram	RF	0			Taluk Level	8	318.57	
5	Hasan	Arkalgud	RAMANATHAPUR A	Hobli	Bengal Gram	RF	103					505.80	Y
6	Hasan	Arkalgud	DODDAMAGGE	Hobli	Horse Gram (kulthi/kultha)	RF	0			Taluk Level	2	321.25	
7	Hasan	Arkalgud	KASABA	Hobli	Horse Gram (kulthi/kultha)	RF	0			Taluk Level	2	321.25	
8	Hasan	Arkalgud	KONANURU	Hobli	Horse Gram (kulthi/kultha)	RF	0			Taluk Level	2	321.25	
9	Hasan	Arkalgud	MALLIPATTANA	Hobli	Horse Gram (kulthi/kultha)	RF	0			Taluk Level	2	321.25	
10	Hasan	Arkalgud	RAMANATHAPUR A	Hobli	Horse Gram (kulthi/kultha)	RF	170					83.40	Y
11	Hasan	Arkalgud	KONANURU	Hobli	Maize (Makka)	RF	19					1367.00	Y
12	Hasan	Arkalgud	RAMANATHAPUR A	Hobli	Maize (Makka)	RF	4					1830.00	Y
13	Hasan	Arkalgud	DODDAMAGGE	Hobli	PADDY	IRR	0			State Level	925	4085.22	

Government of Karnataka
Directorate of Economics and Statistics
Hobli Level Average Yield data for Rabi season 2016-17

S.N	District	Taluk	Insurance Unit (hobli/ GP)	GP/HOBLI	Crop	IRR_RF	Area Sown Ha	No_CCE Conducted	Average Yield(Kg/Ha)	Name_Of_Higher_Level	No_cce Conducted_Higher	Higher average Yield(Kg/Ha)	Synthetic Yield
14	Hasan	Arkalgud	KASABA	Hobli	PADDY	IRR	0			State Level	925	4085.22	
15	Hasan	Arkalgud	KONANURU	Hobli	PADDY	IRR	0			State Level	925	4085.22	
16	Hasan	Arkalgud	MALLIPATTANA	Hobli	PADDY	IRR	0			State Level	925	4085.22	
17	Hasan	Arkalgud	RAMANATHAPUR A	Hobli	PADDY	IRR	0			State Level	925	4085.22	
18	Hasan	Arkalgud	DODDAMAGGE	Hobli	RAGI	RF	0			District Level	6	315.88	
19	Hasan	Arkalgud	KASABA	Hobli	RAGI	RF	0			District Level	6	315.88	
20	Hasan	Arkalgud	KONANURU	Hobli	RAGI	RF	0			District Level	6	315.88	
21	Hasan	Arkalgud	MALLIPATTANA	Hobli	RAGI	RF	2					1186.00	Y
22	Hasan	Arkalgud	RAMANATHAPUR A	Hobli	RAGI	RF	0			District Level	6	315.88	
23	Hasan	Arsikere	BANAVARA	Hobli	Horse Gram (kulthi/kultha)	RF	0			District Level	23	162.97	
24	Hasan	Arsikere	GANDASI	Hobli	Horse Gram (kulthi/kultha)	RF	0			District Level	23	162.97	
25	Hasan	Arsikere	JAVAGAL	Hobli	Horse Gram (kulthi/kultha)	RF	80					78.00	Y
26	Hasan	Arsikere	KANAKATTE	Hobli	Horse Gram (kulthi/kultha)	RF	0			District Level	23	162.97	

8

Government of Karnataka
Directorate of Economics and Statistics
Hobli Level Average Yield data for Rabi season 2016-17

S.N	District	Taluk	Insurance Unit (hobli/ GP)	GP/HOB LI	Crop	IRR_RF	Area_Sown_Ha	No_CCE_Conducted	Average Yield(Kg/Ha)	Name_Of_Higher_Level	No_cce_Conducted_Higher	Higher average Yield(Kg/Ha)	Synthetic Yield
27	Hasan	Arsikere	KASABA	Hobli	Horse Gram (kulthi/kultha)	RF	0			District Level	23	162.97	
28	Hasan	Arsikere	GANDASI	Hobli	Maize (Makka)	IRR	10					3457.00	Y
29	Hasan	Arsikere	BANAVARA	Hobli	Maize (Makka)	RF	0			Taluk Level	1	0.00	
30	Hasan	Arsikere	GANDASI	Hobli	Maize (Makka)	RF	0			Taluk Level	1	0.00	
31	Hasan	Arsikere	JAVAGAL	Hobli	Maize (Makka)	RF	30					674.00	Y
32	Hasan	Arsikere	BANAVARA	Hobli	RAGI	RF	0			District Level	6	315.88	
33	Hasan	Arsikere	GANDASI	Hobli	RAGI	RF	0			District Level	6	315.88	
34	Hasan	Arsikere	JAVAGAL	Hobli	RAGI	RF	99					180.80	Y
35	Hasan	Arsikere	KANAKATTE	Hobli	RAGI	RF	6					1200.00	Y
36	Hasan	Arsikere	KASABA	Hobli	RAGI	RF	0			District Level	6	315.88	
37	Hasan	Arsikere	BANAVARA	Hobli	Sorghum (Jowar/Great Millet)	RF	0			State Level	5483	868.95	
38	Hasan	Arsikere	GANDASI	Hobli	Sorghum (Jowar/Great Millet)	RF	0			State Level	5483	868.95	
39	Hasan	Arsikere	JAVAGAL	Hobli	Sorghum (Jowar/Great Millet)	RF	25					483.20	Y

Government of Karnataka
Directorate of Economics and Statistics
Hobli Level Average Yield data for Rabi season 2016-17

S.N	District	Taluk	Insurance Unit (hobli/ GP)	GP/HOBLI	Crop	IRR- RF	Area_Sown_Ha	No_CCE_Conducted	Average Yield(Kg/Ha)	Name_Of_Higher_Level	No_cce_Conducted_Higher	Higher average Yield(Kg/Ha)	Synthetic Yield
40	Hasan	Arsikere	KANAKATTE	Hobli	Sorghum (Jowar/Great Millet)	RF	4			State Level	5483	868.95	
41	Hasan	Arsikere	KASABA	Hobli	Sorghum (Jowar/Great Millet)	RF	0			State Level	5483	868.95	
42	Hasan	Belur	HALEBEEDU	Hobli	Bengal Gram	RF	79			District Level	15	422.97	
43	Hasan	Belur	BIKKODU	Hobli	Horse Gram (kulthi/kultha)	RF	0			Taluk Level	4	305.19	
44	Hasan	Belur	HALEBEEDU	Hobli	Horse Gram (kulthi/kultha)	RF	0			Taluk Level	4	305.19	
45	Hasan	Belur	KASABA	Hobli	Horse Gram (kulthi/kultha)	RF	0			Taluk Level	4	305.19	
46	Hasan	Belur	MADEEHALLI	Hobli	Horse Gram (kulthi/kultha)	RF	1			Taluk Level	4	305.19	
47	Hasan	Belur	HALEBEEDU	Hobli	Maize (Makka)	IRR	0			Taluk Level	4	3828.44	
48	Hasan	Belur	KASABA	Hobli	Maize (Makka)	IRR	0			Taluk Level	4	3828.44	
49	Hasan	Belur	MADEEHALLI	Hobli	Maize (Makka)	IRR	4					4596.00	Y
50	Hasan	Belur	HALEBEEDU	Hobli	Maize (Makka)	RF	0			District Level	16	609.54	
51	Hasan	Belur	KASABA	Hobli	Maize (Makka)	RF	0			District Level	16	609.54	
52	Hasan	Chanrayapatna	BAGURU	Hobli	Bengal Gram	RF	138					316.00	Y

09

Government of Karnataka
Directorate of Economics and Statistics
Hobli Level Average Yield data for Rabi season 2016-17

S.N	District	Taluk	Insurance Unit (hobli/ GP)	GP/HOB LI	Crop	IRR_RF	Area_Sown_Ha	No_CCE_Conducted	Average Yield(Kg/Ha)	Name_Of_Higher_Level	No_cce_Conducted_Higher	Higher average Yield(Kg/Ha)	Synthetic Yield
53	Hasan	Chanrayapatna	DANDIGANAHALLI	Hobli	Bengal Gram	RF	182					467.20	Y
54	Hasan	Chanrayapatna	NUGGEHALLI	Hobli	Bengal Gram	RF	121					477.10	Y
55	Hasan	Chanrayapatna	BAGURU	Hobli	Horse Gram (kulthi/kultha)	RF	81			Taluk Level	16	117.82	
56	Hasan	Chanrayapatna	DANDIGANAHALLI	Hobli	Horse Gram (kulthi/kultha)	RF	81			Taluk Level	16	117.82	
57	Hasan	Chanrayapatna	HIREESAVE	Hobli	Horse Gram (kulthi/kultha)	RF	81			Taluk Level	16	117.82	
58	Hasan	Chanrayapatna	KASABA	Hobli	Horse Gram (kulthi/kultha)	RF	86			Taluk Level	16	117.82	
59	Hasan	Chanrayapatna	NUGGEHALLI	Hobli	Horse Gram (kulthi/kultha)	RF	81			Taluk Level	16	117.82	
60	Hasan	Chanrayapatna	SHRAVANABELA GOLA	Hobli	Horse Gram (kulthi/kultha)	RF	97			Taluk Level	16	117.82	
61	Hasan	Chanrayapatna	BAGURU	Hobli	RAGI	RF	0			Taluk Level	1	0.00	
62	Hasan	Chanrayapatna	DANDIGANAHALLI	Hobli	RAGI	RF	0			Taluk Level	1	0.00	
63	Hasan	Chanrayapatna	HIREESAVE	Hobli	RAGI	RF	0			Taluk Level	1	0.00	
64	Hasan	Chanrayapatna	KASABA	Hobli	RAGI	RF	0			Taluk Level	1	0.00	
65	Hasan	Chanrayapatna	NUGGEHALLI	Hobli	RAGI	RF	6					758.00	Y

9/1

Government of Karnataka
Directorate of Economics and Statistics
Hobli Level Average Yield data for Rabi season 2016-17

S.N	District	Taluk	Insurance Unit (hobli/ GP)	GP/HOB LI	Crop	IRR_ RF	Area_ Sown_ Ha	No_ CCE_ Conduc ted	Average Yield(Kg/Ha)	Name_Of_ Higher_ L_ evel	No_ cce_ Conduc ted_ Hig her	Higher average Yield(Kg/Ha)	Synthetic Yield
66	Hasan	Chanrayapatna	SHRAVANABELA GOLA	Hobli	RAGI	RF	0			Taluk Level	1	0.00	
67	Hasan	Chanrayapatna	NUGGEHALLI	Hobli	Sorghum (Jowar/Great Millet)	RF	0			State Level	5483	868.95	
68	Hasan	Hassan	DUDDA	Hobli	Horse Gram (kulthi/kultha)	RF	8					39.60	Y
69	Hasan	Hassan	KASABA	Hobli	Horse Gram (kulthi/kultha)	RF	4					157.00	Y
70	Hasan	Hassan	KATTAYA	Hobli	Horse Gram (kulthi/kultha)	RF	15					145.20	Y
71	Hasan	Hassan	SALAGAME	Hobli	Horse Gram (kulthi/kultha)	RF	11					0.00	Y
72	Hasan	Hassan	SHANTIGRAMA	Hobli	Horse Gram (kulthi/kultha)	RF	12					125.60	Y
73	Hasan	Hassan	DUDDA	Hobli	Maize (Makka)	IRR	118			Taluk Level	25	2867.45	
74	Hasan	Hassan	KASABA	Hobli	Maize (Makka)	IRR	166			Taluk Level	25	2867.45	
75	Hasan	Hassan	KATTAYA	Hobli	Maize (Makka)	IRR	130			Taluk Level	25	2867.45	
76	Hasan	Hassan	SALAGAME	Hobli	Maize (Makka)	IRR	131			Taluk Level	25	2867.45	
77	Hasan	Hassan	SHANTIGRAMA	Hobli	Maize (Makka)	IRR	126			Taluk Level	25	2867.45	
78	Hasan	Hassan	DUDDA	Hobli	Maize (Makka)	RF	62					881.20	Y

59

Government of Karnataka
Directorate of Economics and Statistics
Hobli Level Average Yield data for Rabi season 2016-17

S.N	District	Taluk	Insurance Unit (hobli/ GP)	GP/HOB LI	Crop	IRR_Rf	Area Sown Ha	No_CCE Conducted	Average Yield(Kg/Ha)	Name_Of_Higher_Level	No_cce Conducted_Higher	Higher average Yield(Kg/Ha)	Synthetic Yield
79	Hasan	Hassan	KASABA	Hobli	Maize (Makka)	RF	14					916.80	Y
80	Hasan	Hassan	KATTAYA	Hobli	Maize (Makka)	RF	32					781.50	Y
81	Hasan	Hassan	SALAGAME	Hobli	Maize (Makka)	RF	18					797.10	Y
82	Hasan	Hassan	SHANTIGRAMA	Hobli	Maize (Makka)	RF	18					1070.80	Y
83	Hasan	Hassan	DUDDA	Hobli	RAGI	IRR	249			Taluk Level	17	1413.05	
84	Hasan	Hassan	KASABA	Hobli	RAGI	IRR	204			Taluk Level	17	1413.05	
85	Hasan	Hassan	SALAGAME	Hobli	RAGI	IRR	203			Taluk Level	17	1413.05	
86	Hasan	Hassan	SHANTIGRAMA	Hobli	RAGI	IRR	335			Taluk Level	17	1413.05	
87	Hasan	Holenarasipura	KASABA	Hobli	Bengal Gram	RF	50			District Level	15	422.97	
88	Hasan	Holenarasipura	HALEKOTE(H)	Hobli	Cowpea/Alasand e(Non Irrigated)	RF			36.28				
89	Hasan	Holenarasipura	HALLIMAISURU(H)	Hobli	Cowpea/Alasand e(Non Irrigated)	RF			0.00				
90	Hasan	Holenarasipura	KASABA(H)	Hobli	Cowpea/Alasand e(Non Irrigated)	RF			37.53				
91	Hasan	Holenarasipura	HALEKOTE	Hobli	Horse Gram (kulthi/kultha)	RF	70					215.60	Y

Government of Karnataka
Directorate of Economics and Statistics
Hobli Level Average Yield data for Rabi season 2016-17

S.N	District	Taluk	Insurance Unit (hobli/ GP)	GP/HOB LI	Crop	IRR_ RF	Area_ Sown_ Ha	No_ CCE_ Conduc_ ted	Average Yield(Kg/Ha)	Name_Of_ Higher_ L_ evel	No_ cce_ Conduc_ ted_ Hig_ her	Higher average Yield(Kg/Ha)	Synthetic Yield
92	Hasan	Holenarasipura	HALLIMASURU	Hobli	Horse Gram (kulthi/kultha)	RF	260					164.40	Y
93	Hasan	Holenarasipura	KASABA	Hobli	Horse Gram (kulthi/kultha)	RF	60					65.20	Y
94	Hasan	Holenarasipura	HALEKOTE	Hobli	Maize (Makka)	RF	205					1132.00	Y
95	Hasan	Holenarasipura	HALLIMASURU	Hobli	Maize (Makka)	RF	250					1138.80	Y
96	Hasan	Holenarasipura	KASABA	Hobli	Maize (Makka)	RF	250					1396.10	Y
97	Hasan	Holenarasipura	HALEKOTE	Hobli	PADDY	IRR	1					3966.00	Y
98	Hasan	Holenarasipura	HALLIMASURU	Hobli	PADDY	IRR	1					1325.00	Y
99	Hasan	Holenarasipura	KASABA	Hobli	PADDY	IRR	1					4089.00	Y
100	Hasan	Holenarasipura	HALEKOTE	Hobli	RAGI	RF	300					901.10	Y
101	Hasan	Holenarasipura	HALLIMASURU	Hobli	RAGI	RF	350					751.60	Y
102	Hasan	Holenarasipura	KASABA	Hobli	RAGI	RF	320					939.60	Y

(91)


Joint Director

Crop insurance scheme Division
Directorate of Economics and Statistics

Government of Karnataka
Directorate of Economics and Statistics
Hobli Level Average Yield data for Rabi season 2016-17

S.N	District	Taluk	Insurance Unit (hobli/ GP)	GP/HOB LI	Crop	IRR_Rf	Area_Sown_Ha	No_CCE_Conducted	Average Yield(Kg/Ha)	Name_Of_Higher_Level	No_cce Conducted_Higher	Higher average Yield(Kg/Ha)	Synthetic Yield
1	Haveri	Byadagi	BYADAGI	Hobli	Bengal Gram	RF	8					262.80	Y
2	Haveri	Byadagi	BYADAGI	Hobli	Horse Gram (kulthi/kultha)	RF	10					226.70	Y
3	Haveri	Byadagi	KAGINELLI	Hobli	Horse Gram (kulthi/kultha)	RF	2					145.60	Y
4	Haveri	Byadagi	BYADAGI	Hobli	Maize (Makka)	IRR	138	10	2875.81				
5	Haveri	Byadagi	KAGINELLI	Hobli	Maize (Makka)	IRR	416	10	1983.83				
6	Haveri	Byadagi	BYADAGI	Hobli	Safflower	RF	0			District Level	26	731.52	
7	Haveri	Byadagi	BYADAGI	Hobli	SUNFLOWER	IRR	20	10	927.34				
8	Haveri	Byadagi	KAGINELLI	Hobli	SUNFLOWER	IRR	63	10	827.78				
9	Haveri	Byadagi	BYADAGI	Hobli	SUNFLOWER	RF	3					282.00	Y
10	Haveri	Hangal	HANAGALLA	Hobli	Black Gram (urd bean)	RF	7	10	125.73				
11	Haveri	Hangal	AKKIALURA	Hobli	Green Gram (Moong Bean/ Moong)	RF	57	10	112.51				
12	Haveri	Hangal	BAMMANALLI	Hobli	Green Gram (Moong Bean/ Moong)	RF	34	10	79.15				
13	Haveri	Hangal	HANAGALLA	Hobli	Green Gram (Moong Bean/ Moong)	RF	18	10	182.11				

92/c

Government of Karnataka
Directorate of Economics and Statistics
Hobli Level Average Yield data for Rabi season 2016-17

S.N	District	Taluk	Insurance Unit (hobli/ GP)	GP/HOB LI	Crop	IRR_RF	Area_Sown_Ha	No_CCE_Conducted	Average Yield(Kg/Ha)	Name_Of_Higher_Level	No_cce_Conducted_Higher	Higher average Yield(Kg/Ha)	Synthetic Yield
14	Haveri	Hangal	AKKIALURA	Hobli	Horse Gram (kulthi/kultha)	RF	32					439.00	Y
15	Haveri	Hangal	BAMMANALLI	Hobli	Sorghum (Jowar/Great Millet)	RF	217					333.40	Y
16	Haveri	Hangal	AKKIALURA	Hobli	SUNFLOWER	IRR	13			District Level	84	1079.69	
17	Haveri	Haveri	GUTTALA	Hobli	Bengal Gram	RF	7					534.00	Y
18	Haveri	Haveri	GUTTALA	Hobli	Horse Gram (kulthi/kultha)	RF	0			District Level	18	237.44	
19	Haveri	Haveri	GUTTALA	Hobli	Safflower	RF	41					198.00	Y
20	Haveri	Haveri	HAVERI	Hobli	Safflower	RF	0			District Level	26	731.52	
21	Haveri	Haveri	GUTTALA	Hobli	Sorghum (Jowar/Great Millet)	IRR	815	10	957.90				
22	Haveri	Haveri	KARAJAGI	Hobli	Sorghum (Jowar/Great Millet)	IRR	418	10	1548.32				
23	Haveri	Haveri	GUTTALA	Hobli	SUNFLOWER	IRR	86	10	305.63				
24	Haveri	Haveri	HAVERI	Hobli	SUNFLOWER	IRR	0			Taluk Level	10	305.63	
25	Haveri	Haveri	KARAJAGI	Hobli	SUNFLOWER	IRR	0			Taluk Level	10	305.63	
26	Haveri	Haveri	GUTTALA	Hobli	SUNFLOWER	RF	22					97.60	Y

51

Government of Karnataka
Directorate of Economics and Statistics
Hobli Level Average Yield data for Rabi season 2016-17

S.N	District	Taluk	Insurance Unit (hobli/ GP)	GP/HOB LI	Crop	IRR_Rf	Area_Sown_Ha	No_CCE_Conducted	Average Yield(Kg/Ha)	Name_Of_Higher_Level	No_cce_Conducted_Higher	Higher average Yield(Kg/Ha)	Synthetic Yield
27	Haveri	Haveri	KARAJAGI	Hobli	Wheat	RF	0			State Level	829	1035.16	
28	Haveri	Hirekerur	HIREKERURA	Hobli	Bengal Gram	RF	0			Taluk Level	3	197.43	
29	Haveri	Hirekerur	RATTEEHALLI	Hobli	Bengal Gram	RF	85					206.30	Y
30	Haveri	Hirekerur	HANSABHAVI	Hobli	Horse Gram (kulthi/kultha)	RF	2002					243.00	Y
31	Haveri	Hirekerur	HIREKERURA	Hobli	Horse Gram (kulthi/kultha)	RF	493					281.10	Y
32	Haveri	Hirekerur	RATTEEHALLI	Hobli	Horse Gram (kulthi/kultha)	RF	71					160.80	Y
33	Haveri	Hirekerur	HANSABHAVI	Hobli	Maize (Makka)	IRR	226	10	3745.90				
34	Haveri	Hirekerur	HIREKERURA	Hobli	Maize (Makka)	IRR	171	10	4186.42				
35	Haveri	Hirekerur	RATTEEHALLI	Hobli	Maize (Makka)	IRR	468	10	4218.64				
36	Haveri	Hirekerur	HANSABHAVI	Hobli	SUNFLOWER	IRR	294	10	1786.45				
37	Haveri	Hirekerur	HIREKERURA	Hobli	SUNFLOWER	IRR	191	10	1160.91				
38	Haveri	Hirekerur	RATTEEHALLI	Hobli	SUNFLOWER	IRR	575	10	1376.04				
39	Haveri	Hirekerur	HIREKERURA	Hobli	SUNFLOWER	RF	0			District Level	14	305.10	

(5)

Government of Karnataka
Directorate of Economics and Statistics
Hobli Level Average Yield data for Rabi season 2016-17

S.N	District	Taluk	Insurance Unit (hobli/ GP)	GP/HOBLI	Crop	IRR_RF	Area_Sown_Ha	No_CCE_Conducted	Average Yield(Kg/Ha)	Name_Of_Higher_Level	No_cce_Conducted_Higher	Higher average Yield(Kg/Ha)	Synthetic Yield
40	Haveri	Hirekerur	RATTEEHALLI	Hobli	SUNFLOWER	RF	52					225.20	Y
41	Haveri	Ranebennur	MEDLERI	Hobli	Bengal Gram	RF	194					337.70	Y
42	Haveri	Ranebennur	RANEBENNURA	Hobli	Bengal Gram	RF	54					301.00	Y
43	Haveri	Ranebennur	KUPPELURA	Hobli	Horse Gram (kulthi/kultha)	RF	0			District Level	18	237.44	
44	Haveri	Ranebennur	RANEBENNURA	Hobli	Horse Gram (kulthi/kultha)	RF	0			District Level	18	237.44	
45	Haveri	Ranebennur	KUPPELURA	Hobli	Maize (Makka)	IRR	224	10	3647.46				
46	Haveri	Ranebennur	MEDLERI	Hobli	Maize (Makka)	IRR	630	10	4367.40				
47	Haveri	Ranebennur	RANEBENNURA	Hobli	Maize (Makka)	IRR	364			Taluk Level	28	4371.60	
48	Haveri	Ranebennur	RANEBENNURA	Hobli	Safflower	RF	0			District Level	26	731.52	
49	Haveri	Ranebennur	MEDLERI	Hobli	Sorghum (Jowar/Great Millet)	IRR	55	10	743.68				
50	Haveri	Ranebennur	RANEBENNURA	Hobli	Sorghum (Jowar/Great Millet)	IRR	105	10	1117.01				
51	Haveri	Ranebennur	KUPPELURA	Hobli	SUNFLOWER	IRR	58	10	1021.33				
52	Haveri	Ranebennur	MEDLERI	Hobli	SUNFLOWER	IRR	8	10	1431.74				


Government of Karnataka
Directorate of Economics and Statistics
Hobli Level Average Yield data for Rabi season 2016-17

S.N	District	Taluk	Insurance Unit (hobli/ GP)	GP/HOB LI	Crop	IRR_RF	Area Sown_Ha	No_CCE_Conducted	Average Yield(Kg/Ha)	Name_Of_Higher_Level	No_cce Conducted_Higher	Higher average Yield(Kg/Ha)	Synthetic Yield
53	Haveri	Ranebennur	RANEBENNURA	Hobli	SUNFLOWER	IRR	24			Taluk Level	24	1118.85	
54	Haveri	Ranebennur	KUPPELURA	Hobli	SUNFLOWER	RF	2	10	357.50				
55	Haveri	Ranebennur	MEDLERI	Hobli	SUNFLOWER	RF	0			Taluk Level	12	321.23	
56	Haveri	Ranebennur	RANEBENNURA	Hobli	SUNFLOWER	RF	165					181.80	Y
57	Haveri	Savanur	HATTIMATTURA	Hobli	Horse Gram (kulthi/kultha)	RF	0			District Level	18	237.44	
58	Haveri	Savanur	SAVANURA	Hobli	Horse Gram (kulthi/kultha)	RF	0			District Level	18	237.44	
59	Haveri	Savanur	SAVANURA	Hobli	Maize (Makka)	IRR	216	10	2209.56				
60	Haveri	Savanur	HATTIMATTURA	Hobli	Safflower	RF	82	10	1072.82				
61	Haveri	Savanur	SAVANURA	Hobli	Safflower	RF	74	10	736.53				
62	Haveri	Savanur	HATTIMATTURA	Hobli	SUNFLOWER	RF	0			District Level	14	305.10	
63	Haveri	Savanur	SAVANURA	Hobli	SUNFLOWER	RF	0			District Level	14	305.10	
64	Haveri	Savanur	HATTIMATTURA	Hobli	Wheat	RF	0			State Level	829	1035.16	
65	Haveri	Savanur	SAVANURA	Hobli	Wheat	RF	0			State Level	829	1035.16	

5/

Government of Karnataka
Directorate of Economics and Statistics
Hobli Level Average Yield data for Rabi season 2016-17

S.N	District	Taluk	Insurance Unit (hobli/ GP)	GP/HOBLI	Crop	IRR/RF	Area_Sown_Ha	No_CCE_Conducted	Average Yield(Kg/Ha)	Name_Of_Higher_Level	No_cce_Conducted_Higher	Higher average Yield(Kg/Ha)	Synthetic Yield
66	Haveri	Shiggaon	DUNDASHI	Hobli	Bengal Gram	RF	0			District Level	17	275.84	
67	Haveri	Shiggaon	SHIGGANVA	Hobli	Bengal Gram	RF	0			District Level	17	275.84	
68	Haveri	Shiggaon	BANKAPURA	Hobli	Green Gram (Moong Bean/ Moong)	RF	1					411.00	Y
69	Haveri	Shiggaon	DUNDASHI	Hobli	Green Gram (Moong Bean/ Moong)	RF	48	10	57.97				
70	Haveri	Shiggaon	BANKAPURA	Hobli	Maize (Makka)	IRR	477	10	1955.99				
71	Haveri	Shiggaon	BANKAPURA	Hobli	Safflower	RF	2					1336.00	Y
72	Haveri	Shiggaon	SHIGGANVA	Hobli	Safflower	RF	0			Taluk Level	6	154.34	
73	Haveri	Shiggaon	SHIGGANVA	Hobli	Wheat	RF	0			State Level	829	1035.16	


Joint Director
Crop insurance scheme Division
Directorate of Economics and Statistics

Government of Karnataka
Directorate of Economics and Statistics
Hobli Level Average Yield data for Rabi season 2016-17

S.N	District	Taluk	Insurance Unit (hobli/ GP)	GP/HOB LI	Crop	IRR RF	Area Sown Ha	No_CCE Conducted	Average Yield(Kg/Ha)	Name_Of_Higher_Level	No_cce Conducted_Higher	Higher average Yield(Kg/Ha)	Synthetic Yield
1	Kalaburgi	Afzalpur	AFAJALAPURA	Hobli	Safflower	RF	54			Taluk Level	2	316.20	
2	Kalaburgi	Afzalpur	ATANURA	Hobli	Safflower	RF	47					734.00	Y
3	Kalaburgi	Afzalpur	KARAJAGI	Hobli	Safflower	RF	39			Taluk Level	2	316.20	
4	Kalaburgi	Aland	ALANDA	Hobli	Safflower	RF	270	10	825.50				
5	Kalaburgi	Aland	KHAJURI	Hobli	Safflower	RF	141	10	1262.54				
6	Kalaburgi	Aland	MADANAHIPPAR AGA	Hobli	Safflower	RF	173	10	951.98				
7	Kalaburgi	Aland	NARONA	Hobli	Safflower	RF	94	10	791.63				
8	Kalaburgi	Aland	NIMBARGA	Hobli	Safflower	RF	170			Taluk Level	46	1023.47	
9	Kalaburgi	Chincholi	AINAPURA	Hobli	Safflower	RF	61			Taluk Level	18	844.14	
10	Kalaburgi	Chincholi	CHINCHOLI	Hobli	Safflower	RF	101			Taluk Level	18	844.14	
11	Kalaburgi	Chincholi	KODLI	Hobli	Safflower	RF	89			Taluk Level	18	844.14	
12	Kalaburgi	Chincholi	SULEPETA	Hobli	Safflower	RF	74			Taluk Level	18	844.14	
13	Kalaburgi	Chittapur	NALAVARA	Hobli	PADDY	IRR	40					1649.00	Y

Government of Karnataka
Directorate of Economics and Statistics
Hobli Level Average Yield data for Rabi season 2016-17

S.N	District	Taluk	Insurance Unit (hobli/ GP)	GP/HOB LI	Crop	IRR_ RF	Area_ Sown_ Ha	No_ CCE_ Conduc_ ted	Average Yield(Kg/Ha)	Name_ Of_ Higher_ L_ evel	No_ cce_ Conduc_ ted_ Hig_ her	Higher average Yield(Kg/Ha)	Synthetic Yield
14	Kalaburgi	Chittapur	CHITTAPURA	Hobli	Safflower	RF	30	10	1085.24				
15	Kalaburgi	Chittapur	NALAVARA	Hobli	Safflower	RF	19			Taluk Level	26	905.68	
16	Kalaburgi	Chittapur	SHAHABADA	Hobli	Safflower	RF	24	10	857.92				
17	Kalaburgi	Jevargi	NELOGI	Hobli	Maize (Makka)	IRR	125					2875.00	Y
18	Kalaburgi	Jevargi	NELOGI	Hobli	Maize (Makka)	RF	44					2875.00	Y
19	Kalaburgi	Jevargi	ANDOLA	Hobli	Safflower	RF	0			Taluk Level	2	175.04	
20	Kalaburgi	Jevargi	JEVARGI	Hobli	Safflower	RF	8			Taluk Level	2	175.04	
21	Kalaburgi	Jevargi	NELOGI	Hobli	Safflower	RF	0			Taluk Level	2	175.04	
22	Kalaburgi	Kalaburgi	AVARADA B	Hobli	Safflower	RF	7			Taluk Level	23	1642.04	
23	Kalaburgi	Kalaburgi	FARAHATABADA	Hobli	Safflower	RF	44			Taluk Level	23	1642.04	
24	Kalaburgi	Kalaburgi	GULABARGA	Hobli	Safflower	RF	8			Taluk Level	23	1642.04	
25	Kalaburgi	Kalaburgi	PATTANA	Hobli	Safflower	RF	234			Taluk Level	23	1642.04	
26	Kalaburgi	Kalaburgi North	KAMALAPURA	Hobli	Safflower	RF	297	10	1413.86				


91

Government of Karnataka
Directorate of Economics and Statistics
Hobli Level Average Yield data for Rabi season 2016-17

S.N	District	Taluk	Insurance Unit (hobli/ GP)	GP/HOBLI	Crop	IRR_RF	Area Sown Ha	No_CCE Conducted	Average Yield(Kg/Ha)	Name_Of_Higher_Level	No_cce Conducted_Higher	Higher average Yield(Kg/Ha)	Synthetic Yield
27	Kalaburgi	Kalaburgi North	MAHAGANVA	Hobli	Safflower	RF	10			Taluk Level	17	1358.10	
28	Kalaburgi	Kalagi	GUNDAGURTI	Hobli	Safflower	RF	44	10	683.21				
29	Kalaburgi	Kalagi	KALAGI	Hobli	Safflower	RF	86			Taluk Level	18	541.80	
30	Kalaburgi	Sedam	ADAKI	Hobli	PADDY	IRR	90	10	5837.48				
31	Kalaburgi	Sedam	KODLA	Hobli	PADDY	IRR	183	10	4330.43				
32	Kalaburgi	Sedam	MUDOLA	Hobli	PADDY	IRR	149	10	5312.63				
33	Kalaburgi	Sedam	ADAKI	Hobli	Safflower	RF	181	10	942.38				
34	Kalaburgi	Sedam	KODLA	Hobli	Safflower	RF	384	10	1168.81				
35	Kalaburgi	Sedam	MUDOLA	Hobli	Safflower	RF	190	10	1099.92				
36	Kalaburgi	Sedam	SEDAM	Hobli	Safflower	RF	365	10	745.33				
37	Kalaburgi	Yedrami	YADRAMI	Hobli	Maize (Makka)	IRR	84					2206.00	Y
38	Kalaburgi	Yedrami	IJERI	Hobli	PADDY	IRR	397					1045.00	Y
39	Kalaburgi	Yedrami	IJERI	Hobli	Safflower	RF	5					433.00	Y

Government of Karnataka
Directorate of Economics and Statistics
Hobli Level Average Yield data for Rabi season 2016-17

S.N	District	Taluk	Insurance Unit (hobli/ GP)	GP/HOB LI	Crop	IRR RF	Area Sown Ha	No_CCE Conducted	Average Yield(Kg/Ha)	Name_Of_Higher_Level	No_cce Conducted_Higher	Higher average Yield(Kg/Ha)	Synthetic Yield
40	Kalaburgi	Yedrami	YADRAMI	Hobli	Safflower	RF	0			Taluk Level	2	1016.35	


Joint Director
Crop insurance scheme Division
Directorate of Economics and Statistics

59


60

Government of Karnataka
Directorate of Economics and Statistics
Hobli Level Average Yield data for Rabi season 2016-17

S.N	District	Taluk	Insurance Unit (hobli/ GP)	GP/HOB LI	Crop	IRR_RF	Area_Sown_Ha	No_CCE_Conducted	Average Yield(Kg/Ha)	Name_Of_Higher_Level	No_cce_Conducted_Higher	Higher average Yield(Kg/Ha)	Synthetic Yield
1	Kolar	Bangarpet	BETAMANGALA	Hobli	Potato	IRR	95	10	13496.00				
2	Kolar	Bangarpet	BUDIKOTE	Hobli	Potato	IRR	95	10	7120.00				
3	Kolar	Bangarpet	KAMASAMUDRA	Hobli	Potato	IRR	92	10	8008.00				
4	Kolar	Bangarpet	KASABA	Hobli	Potato	IRR	106	10	14634.00				
5	Kolar	Bangarpet	KYASAMBALLI	Hobli	Potato	IRR	101	10	16620.00				
6	Kolar	Kolar	HOLURU	Hobli	Potato	IRR	91	10	15995.60				
7	Kolar	Kolar	HUTTURU	Hobli	Potato	IRR	87	10	13766.00				
8	Kolar	Kolar	KASABA	Hobli	Potato	IRR	121			Taluk Level	58	15124.76	
9	Kolar	Kolar	NARASAPURA	Hobli	Potato	IRR	89	10	22628.00				
10	Kolar	Kolar	SUGATURU	Hobli	Potato	IRR	96	10	15700.00				
11	Kolar	Kolar	VEMAGALLU	Hobli	Potato	IRR	138	10	7274.00				
12	Kolar	Mallur	KASABA	Hobli	Potato	IRR	178	10	11280.00				
13	Kolar	Mallur	LAKKURU	Hobli	Potato	IRR	96	10	16784.00				

Government of Karnataka
Directorate of Economics and Statistics
Hobli Level Average Yield data for Rabi season 2016-17

S.N	District	Taluk	Insurance Unit (hobli/ GP)	GP/HOB LI	Crop	IRR RF	Area Sown Ha	No_CCE Conducted	Average Yield(Kg/Ha)	Name_Of_Higher_Level	No_cce Conducted_Higher	Higher average Yield(Kg/Ha)	Synthetic Yield
14	Kolar	Mallur	MASTI	Hobli	Potato	IRR	146	10	12160.00				
15	Kolar	Mallur	TEKAL	Hobli	Potato	IRR	115	10	17300.00				
16	Kolar	Mulbagal	AVANI	Hobli	Potato	IRR	173	10	11678.00				
17	Kolar	Mulbagal	BAIRAKURU	Hobli	Potato	IRR	205	10	12076.00				
18	Kolar	Mulbagal	DUGGASANDRA	Hobli	Potato	IRR	154	10	11498.00				
19	Kolar	Mulbagal	KASABA	Hobli	Potato	IRR	182	10	10390.00				
20	Kolar	Mulbagal	TAYALURU	Hobli	Potato	IRR	143	10	16168.00				


Joint Director
 Crop insurance scheme Division
Directorate of Economics and Statistics

Government of Karnataka
Directorate of Economics and Statistics
Hobli Level Average Yield data for Rabi season 2016-17

S.N	District	Taluk	Insurance Unit (hobli/ GP)	GP/HOB LI	Crop	IRR- RF	Area Sown Ha	No_CCE Conducted	Average Yield(Kg/Ha)	Name_Of_Higher_Level	No_cce Conducted_Higher	Higher average Yield(Kg/Ha)	Synthetic Yield
1	Koppal	Gangavathi	HULIHAI DARA	Hobli	Horse Gram (kulthi/kultha)	RF	4					154.00	Y
2	Koppal	Gangavathi	KANAKAGIRI	Hobli	Horse Gram (kulthi/kultha)	RF	5					231.60	Y
3	Koppal	Gangavathi	NAVALI	Hobli	Horse Gram (kulthi/kultha)	RF	3					294.00	Y
4	Koppal	Gangavathi	VENKATAGIRI	Hobli	Horse Gram (kulthi/kultha)	RF	4					156.00	Y
5	Koppal	Gangavathi	HULIHAI DARA	Hobli	Maize (Makka)	IRR	53					1414.10	Y
6	Koppal	Gangavathi	KANAKAGIRI	Hobli	Maize (Makka)	IRR	25					1553.90	Y
7	Koppal	Gangavathi	NAVALI	Hobli	Maize (Makka)	IRR	5					1968.20	Y
8	Koppal	Gangavathi	VENKATAGIRI	Hobli	Maize (Makka)	IRR	28					2225.00	Y
9	Koppal	Gangavathi	HULIHAI DARA	Hobli	Maize (Makka)	RF	22					136.00	Y
10	Koppal	Gangavathi	KANAKAGIRI	Hobli	Maize (Makka)	RF	4					863.40	Y
11	Koppal	Gangavathi	VENKATAGIRI	Hobli	Maize (Makka)	RF	4					626.00	Y
12	Koppal	Gangavathi	KANAKAGIRI	Hobli	Safflower	RF	4					218.80	Y
13	Koppal	Gangavathi	NAVALI	Hobli	Safflower	RF	33					151.80	Y

Government of Karnataka
Directorate of Economics and Statistics
Hobli Level Average Yield data for Rabi season 2016-17

S.N	District	Taluk	Insurance Unit (hobli/ GP)	GP/HOB LI	Crop	IRR RF	Area Sown Ha	No_CCE Conducted	Average Yield(Kg/Ha)	Name_Of_Higher_Level	No_cce Conducted_Higher	Higher average Yield(Kg/Ha)	Synthetic Yield
14	Koppal	Gangavathi	VENKATAGIRI	Hobli	Safflower	RF	3					157.00	Y
15	Koppal	Gangavathi	KANAKAGIRI	Hobli	Sorghum (Jowar/Great Millet)	RF	135					338.00	Y
16	Koppal	Gangavathi	NAVALI	Hobli	Sorghum (Jowar/Great Millet)	RF	1958					586.60	Y
17	Koppal	Gangavathi	VENKATAGIRI	Hobli	Sorghum (Jowar/Great Millet)	RF	95					482.00	Y
18	Koppal	Gangavathi	KANAKAGIRI	Hobli	SUNFLOWER	IRR	6					300.80	Y
19	Koppal	Gangavathi	NAVALI	Hobli	SUNFLOWER	IRR	55					293.00	Y
20	Koppal	Gangavathi	HULIHAIIDARA	Hobli	SUNFLOWER	RF	16					46.40	Y
21	Koppal	Gangavathi	KANAKAGIRI	Hobli	SUNFLOWER	RF	6					100.40	Y
22	Koppal	Gangavathi	NAVALI	Hobli	SUNFLOWER	RF	652					215.50	Y
23	Koppal	Gangavathi	SIDDAPURA	Hobli	SUNFLOWER	RF	710					237.60	Y
24	Koppal	Gangavathi	VENKATAGIRI	Hobli	SUNFLOWER	RF	3					105.00	Y
25	Koppal	Gangavathi	NAVALI	Hobli	Wheat	RF	26					339.90	Y
26	Koppal	Karatagi	KARATAGI	Hobli	Sorghum (Jowar/Great Millet)	RF	250					437.70	Y

(2)

Government of Karnataka
Directorate of Economics and Statistics
Hobli Level Average Yield data for Rabi season 2016-17

S.N	District	Taluk	Insurance Unit (hobli/ GP)	GP/HOBLI	Crop	IRR_RF	Area_Sown_Ha	No_CCE_Conducted	Average Yield(Kg/Ha)	Name_Of_Higher_Level	No_cce_Conducted_Higher	Higher average Yield(Kg/Ha)	Synthetic Yield
27	Koppal	Karatagi	KARATAGI	Hobli	SUNFLOWER	RF	84					286.60	Y
28	Koppal	Koppal	ALAVANDI(H)	Hobli	COTTON(Non Irrigated)	RF			14.21				
29	Koppal	Koppal	ALAVANDI	Hobli	Horse Gram (kulthi/kultha)	RF	230					399.00	Y
30	Koppal	Koppal	IRAKALLAGADA	Hobli	Horse Gram (kulthi/kultha)	RF	2					178.00	Y
31	Koppal	Koppal	KOPPALA	Hobli	Horse Gram (kulthi/kultha)	RF	140					392.50	Y
32	Koppal	Koppal	ALAVANDI	Hobli	Linseed	RF	60					87.20	Y
33	Koppal	Koppal	KOPPALA	Hobli	Linseed	RF	38					87.20	Y
34	Koppal	Koppal	ALAVANDI	Hobli	Maize (Makka)	IRR	1210					1592.10	Y
35	Koppal	Koppal	IRAKALLAGADA	Hobli	Maize (Makka)	IRR	18					1848.00	Y
36	Koppal	Koppal	KOPPALA	Hobli	Maize (Makka)	IRR	780					3215.60	Y
37	Koppal	Koppal	ALAVANDI	Hobli	Maize (Makka)	RF	4					989.50	Y
38	Koppal	Koppal	KOPPALA	Hobli	Maize (Makka)	RF	2					970.00	Y
39	Koppal	Koppal	ALAVANDI	Hobli	Safflower	RF	100					74.40	Y

Government of Karnataka
Directorate of Economics and Statistics
Hobli Level Average Yield data for Rabi season 2016-17

S.N	District	Taluk	Insurance Unit (hobli/ GP)	GP/HOBLI	Crop	IRR_RF	Area_Sown_Ha	No_CCE_Conducted	Average Yield(Kg/Ha)	Name_Of_Higher_Level	No_cce_Conducted_Higher	Higher average Yield(Kg/Ha)	Synthetic Yield
40	Koppal	Koppal	KOPPALA	Hobli	Safflower	RF	40					382.00	Y
41	Koppal	Koppal	ALAVANDI	Hobli	SUNFLOWER	IRR	328					539.60	Y
42	Koppal	Koppal	KOPPALA	Hobli	SUNFLOWER	IRR	190					1006.00	Y
43	Koppal	Koppal	ALAVANDI	Hobli	SUNFLOWER	RF	1620					99.90	Y
44	Koppal	Koppal	KOPPALA	Hobli	SUNFLOWER	RF	502					118.80	Y
45	Koppal	Koppal	ALAVANDI	Hobli	Wheat	IRR	21					1528.00	Y
46	Koppal	Koppal	ALAVANDI	Hobli	Wheat	RF	340					174.00	Y
47	Koppal	Koppal	KOPPALA	Hobli	Wheat	RF	140					168.80	Y
48	Koppal	Kushtagi	TAVARAGERA	Hobli	Bengal Gram	IRR	84					610.50	Y
49	Koppal	Kushtagi	HANAMASAGARA (H)	Hobli	COTTON(Non Irrigated)	RF						23.13	
50	Koppal	Kushtagi	KUSHTAGI(I-I)	Hobli	COTTON(Non Irrigated)	RF			6.94				
51	Koppal	Kushtagi	HANAMANALA	Hobli	Horse Gram (kulthi/kultha)	RF	340					175.60	Y
52	Koppal	Kushtagi	HANAMASAGARA	Hobli	Horse Gram (kulthi/kultha)	RF	282					146.70	Y

Government of Karnataka
Directorate of Economics and Statistics
Hobli Level Average Yield data for Rabi season 2016-17

S.N	District	Taluk	Insurance Unit (hobli/ GP)	GP/HOB LI	Crop	IRR_RRF	Area_Sown_Ha	No_CCE_Conducted	Average Yield(Kg/Ha)	Name_Of_Higher_Level	No_cce_Conducted_Higher	Higher average Yield(Kg/Ha)	Synthetic Yield
53	Koppal	Kushtagi	KUSHTAGI	Hobli	Horse Gram (kulthi/kultha)	RF	5					225.10	Y
54	Koppal	Kushtagi	TAVARAGERA	Hobli	Horse Gram (kulthi/kultha)	RF	258					177.30	Y
55	Koppal	Kushtagi	HANAMASAGARA	Hobli	Linseed	RF	4					239.80	Y
56	Koppal	Kushtagi	KUSHTAGI	Hobli	Linseed	RF	8					93.00	Y
57	Koppal	Kushtagi	TAVARAGERA	Hobli	Linseed	RF	6					188.00	Y
58	Koppal	Kushtagi	HANAMANALA	Hobli	Maize (Makka)	IRR	45			Taluk Level	18	6057.00	
59	Koppal	Kushtagi	HANAMASAGARA	Hobli	Maize (Makka)	IRR	28			Taluk Level	18	6057.00	
60	Koppal	Kushtagi	KUSHTAGI	Hobli	Maize (Makka)	IRR	132			Taluk Level	18	6057.00	
61	Koppal	Kushtagi	TAVARAGERA	Hobli	Maize (Makka)	IRR	76			Taluk Level	18	6057.00	
62	Koppal	Kushtagi	HANAMASAGARA	Hobli	Safflower	RF	9	10	248.09				
63	Koppal	Kushtagi	KUSHTAGI	Hobli	Safflower	RF	4			Taluk Level	18	263.99	
64	Koppal	Kushtagi	TAVARAGERA	Hobli	Safflower	RF	328			Taluk Level	18	263.99	
65	Koppal	Kushtagi	HANAMANALA	Hobli	Sorghum (Jowar/Great Millet)	IRR	2			Taluk Level	23	1469.60	

Government of Karnataka
Directorate of Economics and Statistics
Hobli Level Average Yield data for Rabi season 2016-17

S.N	District	Taluk	Insurance Unit (hobli/ GP)	GP/HOB LI	Crop	IRR RF	Area Sown Ha	No_CCE Conducted	Average Yield(Kg/Ha)	Name_Of_Higher_Level	No_cce Conducted_Higher	Higher average Yield(Kg/Ha)	Synthetic Yield
66	Koppal	Kushtagi	HANAMASAGARA	Hobli	Sorghum (Jowar/Great Millet)	IRR	22	10	1372.60				
67	Koppal	Kushtagi	KUSHTAGI	Hobli	Sorghum (Jowar/Great Millet)	IRR	32			Taluk Level	23	1469.60	
68	Koppal	Kushtagi	TAVARAGERA	Hobli	Sorghum (Jowar/Great Millet)	IRR	15			Taluk Level	23	1469.60	
69	Koppal	Kushtagi	HANAMANALA	Hobli	Sorghum (Jowar/Great Millet)	RF	60					419.00	Y
70	Koppal	Kushtagi	HANAMASAGARA	Hobli	Sorghum (Jowar/Great Millet)	RF	2210					504.40	Y
71	Koppal	Kushtagi	KUSHTAGI	Hobli	Sorghum (Jowar/Great Millet)	RF	4480					318.80	Y
72	Koppal	Kushtagi	TAVARAGERA	Hobli	Sorghum (Jowar/Great Millet)	RF	1836					557.40	Y
73	Koppal	Kushtagi	HANAMANALA	Hobli	SUNFLOWER	IRR	43					573.00	Y
74	Koppal	Kushtagi	HANAMASAGARA	Hobli	SUNFLOWER	IRR	68					415.00	Y
75	Koppal	Kushtagi	KUSHTAGI	Hobli	SUNFLOWER	IRR	55					402.00	Y
76	Koppal	Kushtagi	TAVARAGERA	Hobli	SUNFLOWER	IRR	32					354.00	Y
77	Koppal	Kushtagi	HANAMANALA	Hobli	SUNFLOWER	RF	710					148.80	Y
78	Koppal	Kushtagi	HANAMASAGARA	Hobli	SUNFLOWER	RF	1640					182.00	Y

Q:

Government of Karnataka
Directorate of Economics and Statistics
Hobli Level Average Yield data for Rabi season 2016-17


S.N	District	Taluk	Insurance Unit (hobli/ GP)	GP/HOB LI	Crop	IRR_RF	Area_Sown_Ha	No_CCE_Conducted	Average Yield(Kg/Ha)	Name_Of_Higher_Level	No_cce_Conducted_Higher	Higher average Yield(Kg/Ha)	Synthetic Yield
79	Koppal	Kushtagi	KUSHTAGI	Hobli	SUNFLOWER	RF	2075					49.20	Y
80	Koppal	Kushtagi	TAVARAGERA	Hobli	SUNFLOWER	RF	1490					212.80	Y
81	Koppal	Kushtagi	TAVARAGERA	Hobli	Wheat	IRR	18			Taluk Level	6	0.00	
82	Koppal	Kushtagi	HANAMASAGARA	Hobli	Wheat	RF	2					218.00	Y
83	Koppal	Kushtagi	KUSHTAGI	Hobli	Wheat	RF	5					260.00	Y
84	Koppal	Kushtagi	TAVARAGERA	Hobli	Wheat	RF	12					159.60	Y
85	Koppal	Yelburga	YALABURGA	Hobli	Bengal Gram	IRR	17					311.30	Y
86	Koppal	Yelburga	KUKANURA(H)	Hobli	COTTON(Non Irrigated)	RF			0.00				
87	Koppal	Yelburga	MANGALURU(H)	Hobli	COTTON(Non Irrigated)	RF			101.48				
88	Koppal	Yelburga	YALABURGA(H)	Hobli	COTTON(Non Irrigated)	RF						56.18	
89	Koppal	Yelburga	HIREVANKALAKU NTA	Hobli	Horse Gram (kulthi/kultha)	RF	2					86.00	Y
90	Koppal	Yelburga	KUKANURA	Hobli	Horse Gram (kulthi/kultha)	RF	477					130.50	Y
91	Koppal	Yelburga	MANGALURU	Hobli	Horse Gram (kulthi/kultha)	RF	351					40.40	Y

Government of Karnataka
Directorate of Economics and Statistics
Hobli Level Average Yield data for Rabi season 2016-17

S.N	District	Taluk	Insurance Unit (hobli/ GP)	GP/HOB LI	Crop	IRR RF	Area Sown Ha	No_CCE Conducted	Average Yield(Kg/Ha)	Name_Of_Higher_Level	No_cce Conducted_Higher	Higher average Yield(Kg/Ha)	Synthetic Yield
92	Koppal	Yelburga	YALABURGA	Hobli	Horse Gram (kulthi/kultha)	RF	412					154.00	Y
93	Koppal	Yelburga	KUKANURA	Hobli	Linseed	RF	15					72.00	Y
94	Koppal	Yelburga	MANGALURU	Hobli	Linseed	RF	22					67.60	Y
95	Koppal	Yelburga	YALABURGA	Hobli	Linseed	RF	2					72.00	Y
96	Koppal	Yelburga	HIREVANKALAKUNTA	Hobli	Maize (Makka)	IRR	14			Taluk Level	18	3500.18	
97	Koppal	Yelburga	KUKANURA	Hobli	Maize (Makka)	IRR	72			Taluk Level	18	3500.18	
98	Koppal	Yelburga	MANGALURU	Hobli	Maize (Makka)	IRR	203			Taluk Level	18	3500.18	
99	Koppal	Yelburga	YALABURGA	Hobli	Maize (Makka)	IRR	215			Taluk Level	18	3500.18	
100	Koppal	Yelburga	KUKANURA	Hobli	Safflower	RF	147					621.10	Y
101	Koppal	Yelburga	MANGALURU	Hobli	Safflower	RF	2					202.00	Y
102	Koppal	Yelburga	YALABURGA	Hobli	Safflower	RF	157					155.50	Y
103	Koppal	Yelburga	KUKANURA	Hobli	SUNFLOWER	IRR	175					490.00	Y
104	Koppal	Yelburga	MANGALURU	Hobli	SUNFLOWER	IRR	207					759.10	Y

Government of Karnataka
Directorate of Economics and Statistics
Hobli Level Average Yield data for Rabi season 2016-17

S.N	District	Taluk	Insurance Unit (hobli/ GP)	GP/HOB LI	Crop	IRR_ RF	Area_ Sown_ Ha	No_ CCE_ Conduc ted	Average Yield(Kg/Ha)	Name_ Of_ Higher_ L_ evel	No_ cce_ Conduc ted_ Hig her	Higher average Yield(Kg/Ha)	Synthetic Yield
105	Koppal	Yelburga	YALABURGA	Hobli	SUNFLOWER	IRR	180					431.00	Y
106	Koppal	Yelburga	KUKANURA	Hobli	SUNFLOWER	RF	3259					97.60	Y
107	Koppal	Yelburga	MANGALURU	Hobli	SUNFLOWER	RF	1776					65.00	Y
108	Koppal	Yelburga	YALABURGA	Hobli	SUNFLOWER	RF	2167					119.80	Y
109	Koppal	Yelburga	MANGALURU	Hobli	Wheat	IRR	22					3255.00	Y
110	Koppal	Yelburga	YALABURGA	Hobli	Wheat	IRR	22					749.00	Y
111	Koppal	Yelburga	KUKANURA	Hobli	Wheat	RF	487					147.50	Y
112	Koppal	Yelburga	MANGALURU	Hobli	Wheat	RF	354					238.80	Y
113	Koppal	Yelburga	YALABURGA	Hobli	Wheat	RF	1080					207.60	Y


 Joint Director
 Crop insurance scheme Division
 Directorate of Economics and Statistics

9/

Government of Karnataka
Directorate of Economics and Statistics
Hobli Level Average Yield data for Rabi season 2016-17

S.N	District	Taluk	Insurance Unit (hobli/ GP)	GP/HOB LI	Crop	IRR_ RF	Area_ Sown_ Ha	No_ CCE_ Conduc_ ted	Average Yield(Kg/Ha)	Name_ Of_ Higher_ L_ evel	No_ cce_ Conduc_ ted_ Hig_ her	Higher average Yield(Kg/Ha)	Synthetic Yield
1	Mandya	K.R.Pet	AKKIHEBBAL	Hobli	Horse Gram (kulthi/kultha)	RF	724	10	272.42				
2	Mandya	K.R.Pet	BUKINAKERE	Hobli	Horse Gram (kulthi/kultha)	RF	1350	10	137.50				
3	Mandya	K.R.Pet	KASABA	Hobli	Horse Gram (kulthi/kultha)	RF	837	10	204.96				
4	Mandya	K.R.Pet	KIKKERI	Hobli	Horse Gram (kulthi/kultha)	RF	1096	10	177.97				
5	Mandya	K.R.Pet	SANTEBACHAHA LLI	Hobli	Horse Gram (kulthi/kultha)	RF	1471	10	129.79				
6	Mandya	K.R.Pet	SHEELANERE	Hobli	Horse Gram (kulthi/kultha)	RF	1332			Taluk Level	58	168.22	
7	Mandya	K.R.Pet	AKKIHEBBAL	Hobli	RAGI	IRR	71	10	2499.06				
8	Mandya	K.R.Pet	BUKINAKERE	Hobli	RAGI	IRR	87	10	3060.85				
9	Mandya	K.R.Pet	KIKKERI	Hobli	RAGI	IRR	83	10	2378.86				
10	Mandya	K.R.Pet	SANTEBACHAHA LLI	Hobli	RAGI	IRR	79	10	2715.36				
11	Mandya	K.R.Pet	SHEELANERE	Hobli	RAGI	IRR	106	10	2405.85				
12	Mandya	Maddur	ATAGURU HOBALI	Hobli	PADDY	IRR	0			State Level	925	4085.22	
13	Mandya	Maddur	ATAGURU HOBALI	Hobli	RAGI	IRR	123	10	2436.44				

Government of Karnataka
Directorate of Economics and Statistics
Hobli Level Average Yield data for Rabi season 2016-17

S.N	District	Taluk	Insurance Unit (hobli/ GP)	GP/HOB LI	Crop	IRR RF	Area Sown Ha	No_CCE Conducted	Average Yield(Kg/Ha)	Name_Of_Higher_Level	No_cce Conducted_Higher	Higher average Yield(Kg/Ha)	Synthetic Yield
14	Mandya	Maddur	CH A KERE - AIAINE VALAYA	Hobli	RAGI	IRR	80	10	1510.63				
15	Mandya	Maddur	CH A KERE-AIAIAINE VALAYA	Hobli	RAGI	IRR	54	10	1510.63				
16	Mandya	Maddur	CH A KERE AINE VALAYA	Hobli	RAGI	IRR	58	10	1510.63				
17	Mandya	Maddur	KASABA-1NE VALAYA	Hobli	RAGI	IRR	24	10	449.86				
18	Mandya	Maddur	KASABA-AIAI NE VALAYA	Hobli	RAGI	IRR	27	10	449.86				
19	Mandya	Maddur	KOPPA -AIAIAINE VALAYA	Hobli	RAGI	IRR	40	10	870.03				
20	Mandya	Maddur	KOPPA HOBALI	Hobli	RAGI	IRR	176	10	870.03				
21	Mandya	Maddur	KOPPA-AIAINE VALAYA	Hobli	RAGI	IRR	60	10	870.03				
22	Mandya	Maddur	KOPPA-AINE VALAYA	Hobli	RAGI	IRR	76	10	870.03				
23	Mandya	Malavalli	B G PURA HOBALI AIAI	Hobli	Horse Gram (kulthi/kultha)	RF	203			Taluk Level	27	117.36	
24	Mandya	Malavalli	B G PURA HOBALI AI	Hobli	Horse Gram (kulthi/kultha)	RF	404			Taluk Level	27	117.36	
25	Mandya	Malavalli	HALAGURU HOBALI	Hobli	Horse Gram (kulthi/kultha)	RF	318			Taluk Level	27	117.36	
26	Mandya	Malavalli	KASABA - AIAI	Hobli	Horse Gram (kulthi/kultha)	RF	95			Taluk Level	27	117.36	

87

Government of Karnataka
Directorate of Economics and Statistics
Hobli Level Average Yield data for Rabi season 2016-17

S.N	District	Taluk	Insurance Unit (hobli/ GP)	GP/HOB LI	Crop	IRR- RF	Area_ Sown_ Ha	No_CCE _Conduc ted	Average Yield(Kg/Ha)	Name_Of _Higher_ Level	No_cce Conduc ted_Hig her	Higher average Yield(Kg/Ha)	Synthetic Yield
27	Mandya	Malavalli	KASABA - AI	Hobli	Horse Gram (kulthi/kultha)	RF	185			Taluk Level	27	117.36	
28	Mandya	Malavalli	KASABA- AIAIAI	Hobli	Horse Gram (kulthi/kultha)	RF	87			Taluk Level	27	117.36	
29	Mandya	Malavalli	KIRUGAVALU HOBALI AIAIAI	Hobli	Horse Gram (kulthi/kultha)	RF	299			Taluk Level	27	117.36	
30	Mandya	Malavalli	KIRUGAVALU HOBALI AIAI	Hobli	Horse Gram (kulthi/kultha)	RF	191			Taluk Level	27	117.36	
31	Mandya	Malavalli	KIRUGAVALU HOBALI AI	Hobli	Horse Gram (kulthi/kultha)	RF	154			Taluk Level	27	117.36	
32	Mandya	Malavalli	KASABA - AIAI	Hobli	PADDY	IRR	0			State Level	925	4085.22	
33	Mandya	Malavalli	KASABA - AI	Hobli	PADDY	IRR	0			State Level	925	4085.22	
34	Mandya	Malavalli	KASABA- AIAIAI	Hobli	PADDY	IRR	0			State Level	925	4085.22	
35	Mandya	Malavalli	B G PURA HOBALI AIAI	Hobli	RAGI	IRR	9	10	1641.99				
36	Mandya	Malavalli	B G PURA HOBALI AI	Hobli	RAGI	IRR	23	10	1641.99				
37	Mandya	Malavalli	HALAGURU HOBALI	Hobli	RAGI	IRR	11	10	876.33				
38	Mandya	Malavalli	KASABA - AIAI	Hobli	RAGI	IRR	17	10	1701.01				
39	Mandya	Malavalli	KASABA - AI	Hobli	RAGI	IRR	19	10	1701.01				

Government of Karnataka
Directorate of Economics and Statistics
Hobli Level Average Yield data for Rabi season 2016-17

S.N	District	Taluk	Insurance Unit (hobli/ GP)	GP/HOB LI	Crop	IRR_ RF	Area_ Sown_ Ha	No_ CCE_ Conduc_ ted	Average Yield(Kg/Ha)	Name_ Of_ Higher_ L_ evel	No_ cce_ Conduc_ ted_ Hig_ her	Higher average Yield(Kg/Ha)	Synthetic Yield
40	Mandya	Malavalli	KASABA- AIAIAI	Hobli	RAGI	IRR	7	10	1701.01				
41	Mandya	Malavalli	KIRUGAVALU HOBALI AIAIAI	Hobli	RAGI	IRR	19	10	1167.12				
42	Mandya	Malavalli	KIRUGAVALU HOBALI AIAI	Hobli	RAGI	IRR	19	10	1167.12				
43	Mandya	Malavalli	KIRUGAVALU HOBALI AI	Hobli	RAGI	IRR	25	10	1167.12				
44	Mandya	Mandya	BASARALU - 1	Hobli	RAGI	IRR	24			Taluk Level	48	1211.36	
45	Mandya	Mandya	BASARALU - 2	Hobli	RAGI	IRR	35			Taluk Level	48	1211.36	
46	Mandya	Mandya	DUDDA - 1	Hobli	RAGI	IRR	114	10	1628.49				
47	Mandya	Mandya	DUDDA - 2	Hobli	RAGI	IRR	40	10	1628.49				
48	Mandya	Mandya	KASABA - 1	Hobli	RAGI	IRR	8	10	1870.16				
49	Mandya	Mandya	KASABA - 2	Hobli	RAGI	IRR	11	10	1870.16				
50	Mandya	Mandya	KERAGODU - 2	Hobli	RAGI	IRR	76	10	395.88				
51	Mandya	Mandya	KERAGODU -1	Hobli	RAGI	IRR	28	10	395.88				
52	Mandya	Mandya	KOTTATTI - 1	Hobli	RAGI	IRR	20	10	1099.46				

29

Government of Karnataka
Directorate of Economics and Statistics
Hobli Level Average Yield data for Rabi season 2016-17

S.N	District	Taluk	Insurance Unit (hobli/ GP)	GP/HOB LI	Crop	IRR_Rf	Area_Sown_Ha	No_CCE_Conducted	Average Yield(Kg/Ha)	Name_Of_Higher_Level	No_cce_Conducted_Higher	Higher average Yield(Kg/Ha)	Synthetic Yield
53	Mandya	Mandya	KOTTATTI - 2	Hobli	RAGI	IRR	22	10	1099.46				
54	Mandya	Mandya	BASARALU - 1	Hobli	RAGI	RF	15			Taluk Level	21	1463.13	
55	Mandya	Mandya	BASARALU - 2	Hobli	RAGI	RF	26			Taluk Level	21	1463.13	
56	Mandya	Mandya	DUDDA - 1	Hobli	RAGI	RF	7			Taluk Level	21	1463.13	
57	Mandya	Mandya	DUDDA - 2	Hobli	RAGI	RF	2			Taluk Level	21	1463.13	
58	Mandya	Mandya	KERAGODU - 2	Hobli	RAGI	RF	4			Taluk Level	21	1463.13	
59	Mandya	Mandya	KERAGODU - 1	Hobli	RAGI	RF	10			Taluk Level	21	1463.13	
60	Mandya	Mandya	KOTTATTI - 1	Hobli	RAGI	RF	3			Taluk Level	21	1463.13	
61	Mandya	Mandya	KOTTATTI - 2	Hobli	RAGI	RF	1			Taluk Level	21	1463.13	
62	Mandya	Nagmangala	HONAKERE	Hobli	RAGI	IRR	58	10	1214.62				
63	Mandya	Pandavapura	CHINAKURALI	Hobli	PADDY	IRR	0			State Level	925	4085.22	
64	Mandya	Pandavapura	KASABA1	Hobli	PADDY	IRR	0			State Level	925	4085.22	
65	Mandya	Pandavapura	KASABA2	Hobli	PADDY	IRR	0			State Level	925	4085.22	


Government of Karnataka
Directorate of Economics and Statistics
Hobli Level Average Yield data for Rabi season 2016-17

S.N	District	Taluk	Insurance Unit (hobli/ GP)	GP/HOBLI	Crop	IRR_RF	Area_Sown_Ha	No_CCE_Conducted	Average Yield(Kg/Ha)	Name_Of_Higher_Level	No_cce_Conducted_Higher	Higher average Yield(Kg/Ha)	Synthetic Yield
66	Mandya	Pandavapura	CHINAKURALI	Hobli	RAGI	IRR	250	10	1489.04				
67	Mandya	Pandavapura	KASABA1	Hobli	RAGI	IRR	46	10	1912.80				
68	Mandya	Pandavapura	KASABA2	Hobli	RAGI	IRR	28	10	1912.80				
69	Mandya	Pandavapura	MELUKOTE	Hobli	RAGI	IRR	127	10	2266.93				
70	Mandya	Pandavapura	CHINAKURALI	Hobli	RAGI	RF	0			District Level	23	1335.90	
71	Mandya	Pandavapura	KASABA1	Hobli	RAGI	RF	0			District Level	23	1335.90	
72	Mandya	Pandavapura	KASABA2	Hobli	RAGI	RF	0			District Level	23	1335.90	
73	Mandya	Pandavapura	MELUKOTE	Hobli	RAGI	RF	0			District Level	23	1335.90	
74	Mandya	Pandavapura	CHINAKURALI	Hobli	Tomato	NS	76	10	24498.00				
75	Mandya	Pandavapura	KASABA1	Hobli	Tomato	NS	29	10	18086.00				
76	Mandya	Pandavapura	KASABA2	Hobli	Tomato	NS	50	10	18086.00				
77	Mandya	Pandavapura	MELUKOTE	Hobli	Tomato	NS	43	10	29612.00				
78	Mandya	Srirangapatna	ARAKERE	Hobli	RAGI	IRR	67			Taluk Level	18	1658.08	

91

Government of Karnataka
Directorate of Economics and Statistics
Hobli Level Average Yield data for Rabi season 2016-17

S.N	District	Taluk	Insurance Unit (hobli/ GP)	GP/HOB LI	Crop	IRR_ RF	Area_ Sown_ Ha	No_CCE _Conduc ted	Average Yield(Kg/Ha)	Name_Of _Higher_ level	No_cce Conduc ted_Hig her	Higher average Yield(Kg/Ha)	Synthetic Yield
79	Mandya	Srirangapatna	KASABA	Hobli	RAGI	IRR	35	10	1802.32				
80	Mandya	Srirangapatna	ARAKERE	Hobli	RAGI	RF	14					661.20	Y


Joint Director
Crop insurance scheme Division
Directorate of Economics and Statistics



Government of Karnataka
Directorate of Economics and Statistics
Hobli Level Average Yield data for Rabi season 2016-17

S.N	District	Taluk	Insurance Unit (hobli/ GP)	GP/HOB LI	Crop	IRR- RF	Area Sown- Ha	No_CCE -Conduc ted	Average Yield(Kg/Ha)	Name_Of -Higher_L evel	No_cce Conduc ted_Hig her	Higher average Yield(Kg/Ha)	Synthetic Yield
1	Mysuru	Heggadadevan kote	SARAGURU(H)	Hobli	Avare/Field bean(Non Irrigated)	RF						37.71	
2	Mysuru	Heggadadevan kote	ANTARASANTE	Hobli	Maize (Makka)	RF	30					549.90	Y
3	Mysuru	Heggadadevan kote	ANTARASANTE	Hobli	RAGI	RF	20					407.80	Y
4	Mysuru	Heggadadevan kote	HAMPAPURA	Hobli	RAGI	RF	130					687.20	Y
5	Mysuru	Heggadadevan kote	KANDALIKE	Hobli	RAGI	RF	350					893.20	Y
6	Mysuru	Heggadadevan kote	KASABA	Hobli	RAGI	RF	150					526.80	Y
7	Mysuru	Heggadadevan kote	SARAGURU	Hobli	RAGI	RF	90					526.80	Y
8	Mysuru	Hunsur	KASABA(H)	Hobli	Avare/Field bean(Non Irrigated)	RF						37.71	
9	Mysuru	Hunsur	HANAGODU(H)	Hobli	Cowpea/Alasand e(Non Irrigated)	RF			0.00				
10	Mysuru	Hunsur	KASABA(H)	Hobli	Cowpea/Alasand e(Non Irrigated)	RF			0.00				
11	Mysuru	Hunsur	BILIKERE	Hobli	Horse Gram (kulthi/kultha)	RF	424					151.00	Y
12	Mysuru	Hunsur	GAVADAGERE	Hobli	Horse Gram (kulthi/kultha)	RF	57					195.00	Y
13	Mysuru	Hunsur	HANAGODU	Hobli	Horse Gram (kulthi/kultha)	RF	103					104.00	Y

Government of Karnataka
Directorate of Economics and Statistics
Hobli Level Average Yield data for Rabi season 2016-17

S.N	District	Taluk	Insurance Unit (hobli/ GP)	GP/HOB LI	Crop	IRR RF	Area Sown Ha	No_CCE Conducted	Average Yield(Kg/Ha)	Name_Of_Higher_Level	No_cce Conducted_Higher	Higher average Yield(Kg/Ha)	Synthetic Yield
14	Mysuru	Hunsur	KASABA	Hobli	Horse Gram (kulthi/kultha)	RF	219					84.00	Y
15	Mysuru	Hunsur	BILIKERE	Hobli	Maize (Makka)	IRR	29			Taluk Level	39	5581.44	
16	Mysuru	Hunsur	GAVADAGERE	Hobli	Maize (Makka)	IRR	113	10	6616.74				
17	Mysuru	Hunsur	HANAGODU	Hobli	Maize (Makka)	IRR	206	10	4926.46				
18	Mysuru	Hunsur	KASABA	Hobli	Maize (Makka)	IRR	132	10	4339.56				
19	Mysuru	Hunsur	BILIKERE	Hobli	Maize (Makka)	RF	47					1235.60	Y
20	Mysuru	Hunsur	HANAGODU	Hobli	Maize (Makka)	RF	166					1468.80	Y
21	Mysuru	Hunsur	KASABA	Hobli	Maize (Makka)	RF	341					1285.20	Y
22	Mysuru	Hunsur	BILIKERE	Hobli	RAGI	IRR	59	10	2107.86				
23	Mysuru	Hunsur	GAVADAGERE	Hobli	RAGI	IRR	88	10	2218.53				
24	Mysuru	Hunsur	HANAGODU	Hobli	RAGI	IRR	57			Taluk Level	39	2198.45	
25	Mysuru	Hunsur	KASABA	Hobli	RAGI	IRR	138	10	2342.87				
26	Mysuru	Hunsur	BILIKERE	Hobli	RAGI	RF	68					1008.40	Y

2/1

Government of Karnataka
Directorate of Economics and Statistics
Hobli Level Average Yield data for Rabi season 2016-17

S.N	District	Taluk	Insurance Unit (hobli/ GP)	GP/HOB LI	Crop	IRR_Rf	Area_Sown_Ha	No_CCE_Conducted	Average Yield(Kg/Ha)	Name_Of_Higher_Level	No_cce Conducted_Higher	Higher average Yield(Kg/Ha)	Synthetic Yield
27	Mysuru	Hunsur	GAVADAGERE	Hobli	RAGI	RF	118					608.40	Y
28	Mysuru	Hunsur	HANAGODU	Hobli	RAGI	RF	79					372.80	Y
29	Mysuru	Hunsur	KASABA	Hobli	RAGI	RF	78					738.80	Y
30	Mysuru	K.R.Nagar	CHUNCHANAKATTE(H)	Hobli	Avare/Field bean(Non Irrigated)	RF						37.71	
31	Mysuru	K.R.Nagar	CHUNCHANAKATTE	Hobli	RAGI	RF	143					577.20	Y
32	Mysuru	K.R.Nagar	HEBBALU	Hobli	RAGI	RF	123					249.20	Y
33	Mysuru	K.R.Nagar	HOSAGRAHARA	Hobli	RAGI	RF	104					400.40	Y
34	Mysuru	K.R.Nagar	KASABA	Hobli	RAGI	RF	72					406.00	Y
35	Mysuru	K.R.Nagar	MIRLE	Hobli	RAGI	RF	159					338.00	Y
36	Mysuru	K.R.Nagar	SALIGRAMA	Hobli	RAGI	RF	111					355.60	Y
37	Mysuru	Mysuru	ILAVALA	Hobli	RAGI	IRR	10	10	2722.55				
38	Mysuru	Mysuru	KASABA	Hobli	RAGI	IRR	0			Taluk Level	14	2942.08	
39	Mysuru	Mysuru	VARUNA	Hobli	RAGI	IRR	5			Taluk Level	14	2942.08	

Government of Karnataka
Directorate of Economics and Statistics
Hobli Level Average Yield data for Rabi season 2016-17


S.N	District	Taluk	Insurance Unit (hobli/ GP)	GP/HOBLI	Crop	IRR_RF	Area_Sown_Ha	No_CCE_Conducted	Average Yield(Kg/Ha)	Name_Of_Higher_Level	No_cce_Conducted_Higher	Higher average Yield(Kg/Ha)	Synthetic Yield
40	Mysuru	Mysuru	KASABA	Hobli	RAGI	RF	0			State Level	32	1019.40	
41	Mysuru	Mysuru	ILAVALA	Hobli	Tomato	NS	24	10	27696.00				
42	Mysuru	Mysuru	JAYAPURA	Hobli	Tomato	NS	34	10	17450.00				
43	Mysuru	Mysuru	VARUNA	Hobli	Tomato	NS	12	10	19502.00				
44	Mysuru	Nanjangud	DODDAKOWLAN DE(H)	Hobli	Avare/Field bean(Non Irrigated)	RF						37.71	
45	Mysuru	Nanjangud	DODDAKOWLAN DE	Hobli	Bengal Gram	RF	0			State Level	4325	666.50	
46	Mysuru	Nanjangud	BILIGERE	Hobli	Maize (Makka)	RF	0			State Level	103	1374.86	
47	Mysuru	Nanjangud	DODDAKOWLAN DE	Hobli	Sorghum (Jowar/Great Millet)	RF	56					171.60	Y
48	Mysuru	Periyapatana	RAVANDURU(H)	Hobli	Avare/Field bean(Non Irrigated)	RF						37.71	
49	Mysuru	Periyapatana	BETTADAPURA	Hobli	Bengal Gram	RF	19					206.00	Y
50	Mysuru	Periyapatana	RAVANDURU	Hobli	Bengal Gram	RF	137					205.00	Y
51	Mysuru	Periyapatana	BETTADAPURA(H)	Hobli	Cowpea/Alasand e(Non Irrigated)	RF						0.00	
52	Mysuru	Periyapatana	RAVANDURU(H)	Hobli	Cowpea/Alasand e(Non Irrigated)	RF			0.00				

Government of Karnataka
Directorate of Economics and Statistics
Hobli Level Average Yield data for Rabi season 2016-17

S.N	District	Taluk	Insurance Unit (hobli/ GP)	GP/HOB LI	Crop	IRR_ RF	Area_ Sown_ Ha	No_CCE_ Conduc_ ted	Average Yield(Kg/Ha)	Name_Of_ Higher_L_ evel	No_cce_ Conduc_ ted_Hig_ her	Higher average Yield(Kg/Ha)	Synthetic Yield
53	Mysuru	Periyapatana	BETTADAPURA	Hobli	Maize (Makka)	IRR	47			Taluk Level	37	4603.53	
54	Mysuru	Periyapatana	HARANAHALI	Hobli	Maize (Makka)	IRR	91	10	6419.85				
55	Mysuru	Periyapatana	KASABA	Hobli	Maize (Makka)	IRR	116	10	4240.12				
56	Mysuru	Periyapatana	RAVANDURU	Hobli	Maize (Makka)	IRR	60	10	3394.88				
57	Mysuru	Periyapatana	BETTADAPURA	Hobli	Maize (Makka)	RF	216					1165.60	Y
58	Mysuru	Periyapatana	HARANAHALI	Hobli	Maize (Makka)	RF	456					933.20	Y
59	Mysuru	Periyapatana	KASABA	Hobli	Maize (Makka)	RF	342					657.20	Y
60	Mysuru	Periyapatana	RAVANDURU	Hobli	Maize (Makka)	RF	167					799.00	Y
61	Mysuru	Periyapatana	BETTADAPURA	Hobli	RAGI	IRR	47	10	705.38				
62	Mysuru	Periyapatana	HARANAHALI	Hobli	RAGI	IRR	88	10	901.52				
63	Mysuru	Periyapatana	KASABA	Hobli	RAGI	IRR	147	10	1837.23				
64	Mysuru	Periyapatana	RAVANDURU	Hobli	RAGI	IRR	31	10	1644.69				
65	Mysuru	T-Narsipur	BANNURU	Hobli	Maize (Makka)	IRR	23	10	4009.62				

Government of Karnataka
Directorate of Economics and Statistics
Hobli Level Average Yield data for Rabi season 2016-17

S.N	District	Taluk	Insurance Unit (hobli/ GP)	GP/HOB LI	Crop	IRR RF	Area Sown Ha	No_CCE Conducted	Average Yield(Kg/Ha)	Name_Of_Higher_Level	No_cce Conducted_Higher	Higher average Yield(Kg/Ha)	Synthetic Yield
66	Mysuru	T-Narsipur	KASABA	Hobli	Maize (Makka)	IRR	19	10	4070.08				
67	Mysuru	T-Narsipur	SOSALE	Hobli	Maize (Makka)	IRR	31	10	4475.79				
68	Mysuru	T-Narsipur	TALAKADU	Hobli	Maize (Makka)	IRR	18	10	4959.07				
69	Mysuru	T-Narsipur	TALAKADU	Hobli	Maize (Makka)	RF	0			State Level	103	1374.86	
70	Mysuru	T-Narsipur	BANNURU	Hobli	RAGI	IRR	17	10	2475.13				
71	Mysuru	T-Narsipur	KASABA	Hobli	RAGI	IRR	13	10	1602.40				
72	Mysuru	T-Narsipur	SOSALE	Hobli	RAGI	IRR	10	10	1898.77				
73	Mysuru	T-Narsipur	TALAKADU	Hobli	RAGI	IRR	8	10	1736.46				


Joint Director
Crop insurance scheme Division
Directorate of Economics and Statistics

Q:

Government of Karnataka
Directorate of Economics and Statistics
Hobli Level Average Yield data for Rabi season 2016-17

S.N	District	Taluk	Insurance Unit (hobli/ GP)	GP/HOB LI	Crop	IRR_ RF	Area_ Sown_ Ha	No_ CCE_ Conduc ted	Average Yield(Kg/Ha)	Name_Of_ Higher_ L_ evel	No_ cce_ Conduc ted_ Hig her	Higher average Yield(Kg/Ha)	Synthetic Yield
1	Raichur	Devdurga	ARAKERA	Hobli	Safflower	RF	9			District Level	12	200.92	
2	Raichur	Devdurga	GABBURU	Hobli	Safflower	RF	0			District Level	12	200.92	
3	Raichur	Devdurga	JALAHALLI	Hobli	Safflower	RF	7			District Level	12	200.92	
4	Raichur	Devdurga	ARAKERA	Hobli	Sorghum (Jowar/Great Millet)	IRR	6					1404.00	Y
5	Raichur	Devdurga	DEVADURGA	Hobli	Sorghum (Jowar/Great Millet)	IRR	1256			Taluk Level	13	1213.07	
6	Raichur	Devdurga	GABBURU	Hobli	Sorghum (Jowar/Great Millet)	IRR	12					1429.00	Y
7	Raichur	Devdurga	JALAHALLI	Hobli	Sorghum (Jowar/Great Millet)	IRR	129					1370.00	Y
8	Raichur	Devdurga	ARAKERA	Hobli	SUNFLOWER	IRR	0			District Level	14	524.64	
9	Raichur	Devdurga	DEVADURGA	Hobli	SUNFLOWER	IRR	0			District Level	14	524.64	
10	Raichur	Devdurga	GABBURU	Hobli	SUNFLOWER	IRR	0			District Level	14	524.64	
11	Raichur	Devdurga	JALAHALLI	Hobli	SUNFLOWER	IRR	7			District Level	14	524.64	
12	Raichur	Devdurga	ARAKERA	Hobli	SUNFLOWER	RF	0			District Level	25	234.52	
13	Raichur	Devdurga	DEVADURGA	Hobli	SUNFLOWER	RF	0			District Level	25	234.52	

Government of Karnataka
Directorate of Economics and Statistics
Hobli Level Average Yield data for Rabi season 2016-17

S.N	District	Taluk	Insurance Unit (hobli/ GP)	GP/HOB LI	Crop	IRR_RF	Area_Sown_Ha	No_CCE_Conducted	Average Yield(Kg/Ha)	Name_Of_Higher_Level	No_cce_Conducted_Higher	Higher average Yield(Kg/Ha)	Synthetic Yield
14	Raichur	Devdurga	GABBURU	Hobli	SUNFLOWER	RF	0			District Level	25	234.52	
15	Raichur	Devdurga	JALAHALLI	Hobli	SUNFLOWER	RF	0			District Level	25	234.52	
16	Raichur	Lingasugur	GURUGUNTA	Hobli	Bengal Gram	IRR	431					1290.00	Y
17	Raichur	Lingasugur	LINGASUGURU	Hobli	Bengal Gram	IRR	488					1420.00	Y
18	Raichur	Lingasugur	MUDAGAL	Hobli	Bengal Gram	IRR	387					829.00	Y
19	Raichur	Lingasugur	GURUGUNTA	Hobli	Horse Gram (kulthi/kultha)	RF	5					352.00	Y
20	Raichur	Lingasugur	LINGASUGURU	Hobli	Horse Gram (kulthi/kultha)	RF	5					298.00	Y
21	Raichur	Lingasugur	MUDAGAL	Hobli	Horse Gram (kulthi/kultha)	RF	5					350.00	Y
22	Raichur	Lingasugur	MUDAGAL	Hobli	Linseed	RF	0			State Level	55	268.42	
23	Raichur	Lingasugur	GURUGUNTA	Hobli	Safflower	RF	5			Taluk Level	8	196.92	
24	Raichur	Lingasugur	LINGASUGURU	Hobli	Safflower	RF	70					234.30	Y
25	Raichur	Lingasugur	MUDAGAL	Hobli	Safflower	RF	250					733.00	Y
26	Raichur	Lingasugur	LINGASUGURU	Hobli	Sorghum (Jowar/Great Millet)	IRR	20					1496.70	Y

Government of Karnataka
Directorate of Economics and Statistics
Hobli Level Average Yield data for Rabi season 2016-17

S.N	District	Taluk	Insurance Unit (hobli/ GP)	GP/HOBLI	Crop	IRR_RF	Area_Sown_Ha	No_CCE_Conducted	Average Yield(Kg/Ha)	Name_Of_Higher_Level	No_cce_Conducted_Higher	Higher average Yield(Kg/Ha)	Synthetic Yield
27	Raichur	Lingasugur	MUDAGAL	Hobli	Sorghum (Jowar/Great Millet)	IRR	25					1257.00	Y
28	Raichur	Lingasugur	GURUGUNTA	Hobli	SUNFLOWER	IRR	5					400.00	Y
29	Raichur	Lingasugur	LINGASUGURU	Hobli	SUNFLOWER	IRR	5					348.00	Y
30	Raichur	Lingasugur	MUDAGAL	Hobli	SUNFLOWER	IRR	50					454.00	Y
31	Raichur	Lingasugur	GURUGUNTA	Hobli	SUNFLOWER	RF	0			Taluk Level	7	180.31	
32	Raichur	Lingasugur	LINGASUGURU	Hobli	SUNFLOWER	RF	0			Taluk Level	7	180.31	
33	Raichur	Lingasugur	MUDAGAL	Hobli	SUNFLOWER	RF	1000					186.00	Y
34	Raichur	Lingasugur	GURUGUNTA	Hobli	Wheat	RF	10					572.00	Y
35	Raichur	Lingasugur	LINGASUGURU	Hobli	Wheat	RF	85					379.00	Y
36	Raichur	Lingasugur	MUDAGAL	Hobli	Wheat	RF	200					611.00	Y
37	Raichur	Manvi	HALAPURA	Hobli	Bengal Gram	IRR	5					671.00	Y
38	Raichur	Manvi	HIREKOTNIKALA	Hobli	Bengal Gram	IRR	10					876.00	Y
39	Raichur	Manvi	KALLURU	Hobli	Bengal Gram	IRR	12					1001.00	Y

Government of Karnataka
Directorate of Economics and Statistics
Hobli Level Average Yield data for Rabi season 2016-17

S.N	District	Taluk	Insurance Unit (hobli/ GP)	GP/HOB LI	Crop	IRR- RF	Area_ Sown_ Ha	No_CCE_ Conduc ted	Average Yield(Kg/Ha)	Name_Of_ Higher_ L_ evel	No_cce_ Conduc ted_ Hig her	Higher average Yield(Kg/Ha)	Synthetic Yield
40	Raichur	Manvi	KURDI	Hobli	Bengal Gram	IRR	7					804.00	Y
41	Raichur	Manvi	MANAVI	Hobli	Bengal Gram	IRR	15					1131.00	Y
42	Raichur	Manvi	SIRAVARA	Hobli	Bengal Gram	IRR	7					923.00	Y
43	Raichur	Manvi	HIREKOTNIKALA	Hobli	Safflower	RF	0			Taluk Level	4	208.92	
44	Raichur	Manvi	KALLURU	Hobli	Safflower	RF	6			Taluk Level	4	208.92	
45	Raichur	Manvi	KURDI	Hobli	Safflower	RF	0			Taluk Level	4	208.92	
46	Raichur	Manvi	MANAVI	Hobli	Safflower	RF	6					534.00	Y
47	Raichur	Manvi	PAMANAKALLUR A	Hobli	Safflower	RF	0			Taluk Level	4	208.92	
48	Raichur	Manvi	HALAPURA	Hobli	Sorghum (Jowar/Great Millet)	IRR	250			Taluk Level	31	1111.52	
49	Raichur	Manvi	HIREKOTNIKALA	Hobli	Sorghum (Jowar/Great Millet)	IRR	685			Taluk Level	31	1111.52	
50	Raichur	Manvi	KALLURU	Hobli	Sorghum (Jowar/Great Millet)	IRR	978			Taluk Level	31	1111.52	
51	Raichur	Manvi	KAVITALA	Hobli	Sorghum (Jowar/Great Millet)	IRR	90			Taluk Level	31	1111.52	
52	Raichur	Manvi	KURDI	Hobli	Sorghum (Jowar/Great Millet)	IRR	296			Taluk Level	31	1111.52	

29

Government of Karnataka
Directorate of Economics and Statistics
Hobli Level Average Yield data for Rabi season 2016-17

S.N	District	Taluk	Insurance Unit (hobli/ GP)	GP/HOB LI	Crop	IRR RF	Area Sown Ha	No_CCE Conducted	Average Yield(Kg/Ha)	Name_Of_Higher_Level	No_cce Conducted_Higher	Higher average Yield(Kg/Ha)	Synthetic Yield
53	Raichur	Manvi	MALLATA	Hobli	Sorghum (Jowar/Great Millet)	IRR	180			Taluk Level	31	1111.52	
54	Raichur	Manvi	MANAVI	Hobli	Sorghum (Jowar/Great Millet)	IRR	1236			Taluk Level	31	1111.52	
55	Raichur	Manvi	SIRAVARA	Hobli	Sorghum (Jowar/Great Millet)	IRR	593			Taluk Level	31	1111.52	
56	Raichur	Manvi	HALAPURA	Hobli	SUNFLOWER	IRR	7					828.00	Y
57	Raichur	Manvi	HIREKOTNIKALA	Hobli	SUNFLOWER	IRR	13					617.00	Y
58	Raichur	Manvi	KALLURU	Hobli	SUNFLOWER	IRR	5			Taluk Level	1	181.01	
59	Raichur	Manvi	KAVITALA	Hobli	SUNFLOWER	IRR	12					869.00	Y
60	Raichur	Manvi	KURDI	Hobli	SUNFLOWER	IRR	11			Taluk Level	1	181.01	
61	Raichur	Manvi	MALLATA	Hobli	SUNFLOWER	IRR	10					849.00	Y
62	Raichur	Manvi	MANAVI	Hobli	SUNFLOWER	IRR	7					876.00	Y
63	Raichur	Manvi	PAMANAKALLUR A	Hobli	SUNFLOWER	IRR	7					675.00	Y
64	Raichur	Manvi	SIRAVARA	Hobli	SUNFLOWER	IRR	5			Taluk Level	1	181.01	
65	Raichur	Manvi	HALAPURA	Hobli	SUNFLOWER	RF	20					115.00	Y

Government of Karnataka
Directorate of Economics and Statistics
Hobli Level Average Yield data for Rabi season 2016-17

S.N	District	Taluk	Insurance Unit (hobli/ GP)	GP/HOB LI	Crop	IRR_Rf	Area_Sown_Ha	No_CCE_Conducted	Average Yield(Kg/Ha)	Name_Of_Higher_Level	No_cce_Conducted_Higher	Higher average Yield(Kg/Ha)	Synthetic Yield
66	Raichur	Manvi	HIREKOTNIKALA	Hobli	SUNFLOWER	RF	14					261.00	Y
67	Raichur	Manvi	KALLURU	Hobli	SUNFLOWER	RF	381			Taluk Level	13	185.09	
68	Raichur	Manvi	KAVITALA	Hobli	SUNFLOWER	RF	540					257.00	Y
69	Raichur	Manvi	KURDI	Hobli	SUNFLOWER	RF	140			Taluk Level	13	185.09	
70	Raichur	Manvi	MALLATA	Hobli	SUNFLOWER	RF	370			Taluk Level	13	185.09	
71	Raichur	Manvi	MANAVI	Hobli	SUNFLOWER	RF	274					242.00	Y
72	Raichur	Manvi	PAMANAKALLUR A	Hobli	SUNFLOWER	RF	213					232.00	Y
73	Raichur	Manvi	SIRAVARA	Hobli	SUNFLOWER	RF	208			Taluk Level	13	185.09	
74	Raichur	Maski	MASKI	Hobli	Bengal Gram	IRR	228					1354.00	Y
75	Raichur	Maski	MASKI	Hobli	Horse Gram (kulthi/kultha)	RF	4					394.00	Y
76	Raichur	Maski	MASKI	Hobli	Safflower	RF	89					887.00	Y
77	Raichur	Maski	MASKI	Hobli	Sorghum (Jowar/Great Millet)	IRR	23					1346.00	Y
78	Raichur	Maski	MASKI	Hobli	SUNFLOWER	IRR	115					573.00	Y

Government of Karnataka
Directorate of Economics and Statistics
Hobli Level Average Yield data for Rabi season 2016-17

S.N	District	Taluk	Insurance Unit (hobli/ GP)	GP/HOB LI	Crop	IRR RF	Area Sown Ha	No_CCE Conducted	Average Yield(Kg/Ha)	Name_Of_Higher_Level	No_cce Conducted_Higher	Higher average Yield(Kg/Ha)	Synthetic Yield
79	Raichur	Maski	MASKI	Hobli	SUNFLOWER	RF	465					531.00	Y
80	Raichur	Maski	MASKI	Hobli	Wheat	RF	0			District Level	2	427.89	
81	Raichur	Raichur	RAYACHURU	Hobli	Horse Gram (kulthi/kultha)	RF	0			District Level	2	73.89	
82	Raichur	Raichur	GILLESUGURU	Hobli	Maize (Makka)	IRR	5					3638.00	Y
83	Raichur	Raichur	CHANDRABANDA	Hobli	SUNFLOWER	RF	0			District Level	25	234.52	
84	Raichur	Raichur	DEVASUGURU	Hobli	SUNFLOWER	RF	0			District Level	25	234.52	
85	Raichur	Raichur	GILLESUGURU	Hobli	SUNFLOWER	RF	6					292.00	Y
86	Raichur	Raichur	KALAMALA	Hobli	SUNFLOWER	RF	0			District Level	25	234.52	
87	Raichur	Raichur	RAYACHURU	Hobli	SUNFLOWER	RF	0			District Level	25	234.52	
88	Raichur	Raichur	YARAGERA	Hobli	SUNFLOWER	RF	0			District Level	25	234.52	
89	Raichur	Sindhanur	BADARLI	Hobli	Bengal Gram	IRR	150			Taluk Level	16	1084.84	
90	Raichur	Sindhanur	BALAGANURA	Hobli	Bengal Gram	IRR	80			Taluk Level	16	1084.84	
91	Raichur	Sindhanur	JAVALAGERA	Hobli	Bengal Gram	IRR	20			Taluk Level	16	1084.84	

Government of Karnataka
Directorate of Economics and Statistics
Hobli Level Average Yield data for Rabi season 2016-17

S.N	District	Taluk	Insurance Unit (hobli/ GP)	GP/HOB LI	Crop	IRR- RF	Area_ Sown_ Ha	No_CCE _Conduc ted	Average Yield(Kg/Ha)	Name_Of _Higher_ L_ evel	No_cce Conduc ted_Hig her	Higher average Yield(Kg/Ha)	Synthetic Yield
92	Raichur	Sindhanur	SALGUNDA	Hobli	Bengal Gram	IRR	50			Taluk Level	16	1084.84	
93	Raichur	Sindhanur	SINDHANURA	Hobli	Bengal Gram	IRR	1200			Taluk Level	16	1084.84	
94	Raichur	Sindhanur	TURVIHALA	Hobli	Bengal Gram	IRR	30			Taluk Level	16	1084.84	
95	Raichur	Sindhanur	GOREBALA	Hobli	Maize (Makka)	IRR	80					3010.00	Y
96	Raichur	Sindhanur	TURVIHALA	Hobli	Maize (Makka)	IRR	205					3063.00	Y
97	Raichur	Sindhanur	BADARLI	Hobli	Sorghum (Jowar/Great Millet)	IRR	526			Taluk Level	45	1414.59	
98	Raichur	Sindhanur	BALAGANURA	Hobli	Sorghum (Jowar/Great Millet)	IRR	100			Taluk Level	45	1414.59	
99	Raichur	Sindhanur	GOREBALA	Hobli	Sorghum (Jowar/Great Millet)	IRR	7			Taluk Level	45	1414.59	
100	Raichur	Sindhanur	GUDADURA	Hobli	Sorghum (Jowar/Great Millet)	IRR	0			Taluk Level	45	1414.59	
101	Raichur	Sindhanur	GUNJALLI	Hobli	Sorghum (Jowar/Great Millet)	IRR	8			Taluk Level	45	1414.59	
102	Raichur	Sindhanur	HEDAGINALA	Hobli	Sorghum (Jowar/Great Millet)	IRR	5			Taluk Level	45	1414.59	
103	Raichur	Sindhanur	HUDA	Hobli	Sorghum (Jowar/Great Millet)	IRR	5			Taluk Level	45	1414.59	

29

Government of Karnataka
Directorate of Economics and Statistics
Hobli Level Average Yield data for Rabi season 2016-17

S.N	District	Taluk	Insurance Unit (hobli/ GP)	GP/HOBLI	Crop	IRR_RF	Area_Sown_Ha	No_CCE_Conducted	Average Yield(Kg/Ha)	Name_Of_Higher_Level	No_cce_Conducted_Higher	Higher average Yield(Kg/Ha)	Synthetic Yield
104	Raichur	Sindhanur	JAVALAGERA	Hobli	Sorghum (Jowar/Great Millet)	IRR	6			Taluk Level	45	1414.59	
105	Raichur	Sindhanur	KUNNATAGI	Hobli	Sorghum (Jowar/Great Millet)	IRR	10			Taluk Level	45	1414.59	
106	Raichur	Sindhanur	SALGUNDA	Hobli	Sorghum (Jowar/Great Millet)	IRR	350			Taluk Level	45	1414.59	
107	Raichur	Sindhanur	SINDHANURA	Hobli	Sorghum (Jowar/Great Millet)	IRR	150			Taluk Level	45	1414.59	
108	Raichur	Sindhanur	TURVIHALA	Hobli	Sorghum (Jowar/Great Millet)	IRR	5			Taluk Level	45	1414.59	
109	Raichur	Sindhanur	VALKANDINNI	Hobli	Sorghum (Jowar/Great Millet)	IRR	750			Taluk Level	45	1414.59	
110	Raichur	Sindhanur	BADARLI	Hobli	SUNFLOWER	IRR	1					336.00	Y
111	Raichur	Sindhanur	BALAGANURA	Hobli	SUNFLOWER	IRR	2					327.00	Y
112	Raichur	Sindhanur	GOREBALA	Hobli	SUNFLOWER	IRR	1					467.00	Y
113	Raichur	Sindhanur	GUDADURA	Hobli	SUNFLOWER	IRR	0			Taluk Level	2	1054.74	
114	Raichur	Sindhanur	GUNJALLI	Hobli	SUNFLOWER	IRR	1					342.00	Y
115	Raichur	Sindhanur	HEDAGINALA	Hobli	SUNFLOWER	IRR	1					296.00	Y
116	Raichur	Sindhanur	HUDA	Hobli	SUNFLOWER	IRR	1					306.00	Y

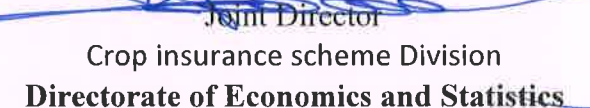
Government of Karnataka
Directorate of Economics and Statistics
Hobli Level Average Yield data for Rabi season 2016-17

S.N	District	Taluk	Insurance Unit (hobli/ GP)	GP/HOB LI	Crop	IRR_Rf	Area_Sown_Ha	No_CCE_Conducted	Average Yield(Kg/Ha)	Name_Of_Higher_Level	No_cce Conducted_Higher	Higher average Yield(Kg/Ha)	Synthetic Yield
117	Raichur	Sindhanur	JAVALAGERA	Hobli	SUNFLOWER	IRR	3					333.00	Y
118	Raichur	Sindhanur	SALGUNDA	Hobli	SUNFLOWER	IRR	1					283.00	Y
119	Raichur	Sindhanur	SINDHANURA	Hobli	SUNFLOWER	IRR	3			Taluk Level	2	1054.74	
120	Raichur	Sindhanur	TURVIHALA	Hobli	SUNFLOWER	IRR	2					206.00	Y
121	Raichur	Sindhanur	VALKANDINNI	Hobli	SUNFLOWER	IRR	2					233.00	Y
122	Raichur	Sindhanur	BADARLI	Hobli	SUNFLOWER	RF	10					575.00	Y
123	Raichur	Sindhanur	BALAGANURA	Hobli	SUNFLOWER	RF	50					358.00	Y
124	Raichur	Sindhanur	GOREBALA	Hobli	SUNFLOWER	RF	445					229.00	Y
125	Raichur	Sindhanur	GUDADURA	Hobli	SUNFLOWER	RF	550					531.00	Y
126	Raichur	Sindhanur	GUNJALLI	Hobli	SUNFLOWER	RF	140					104.00	Y
127	Raichur	Sindhanur	HEDAGINALA	Hobli	SUNFLOWER	RF	5					125.00	Y
128	Raichur	Sindhanur	HUDA	Hobli	SUNFLOWER	RF	20					321.00	Y
129	Raichur	Sindhanur	JALIHALA	Hobli	SUNFLOWER	RF	0			Taluk Level	3	435.22	

52

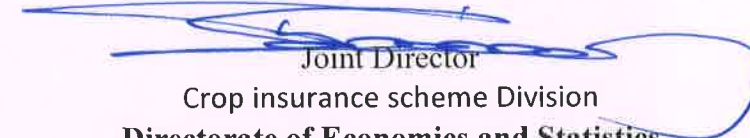
Government of Karnataka
Directorate of Economics and Statistics
Hobli Level Average Yield data for Rabi season 2016-17

S.N	District	Taluk	Insurance Unit (hobli/ GP)	GP/HOB LI	Crop	IRR RF	Area Sown Ha	No_CCE Conducted	Average Yield(Kg/Ha)	Name_Of_Higher_Level	No_cce Conducted_Higher	Higher average Yield(Kg/Ha)	Synthetic Yield
130	Raichur	Sindhanur	JAVALAGERA	Hobli	SUNFLOWER	RF	207					276.00	Y
131	Raichur	Sindhanur	KUNNATAGI	Hobli	SUNFLOWER	RF	0			Taluk Level	3	435.22	
132	Raichur	Sindhanur	SALGUNDA	Hobli	SUNFLOWER	RF	0			Taluk Level	3	435.22	
133	Raichur	Sindhanur	SINDHANURA	Hobli	SUNFLOWER	RF	15			Taluk Level	3	435.22	
134	Raichur	Sindhanur	TURVIHALA	Hobli	SUNFLOWER	RF	4130					314.00	Y
135	Raichur	Sindhanur	VALKANDINNI	Hobli	SUNFLOWER	RF	270					125.00	Y
136	Raichur	Sindhanur	TURVIHALA	Hobli	Wheat	RF	50			District Level	2	427.89	


Joint Director
Crop insurance scheme Division
Directorate of Economics and Statistics

Government of Karnataka
Directorate of Economics and Statistics
Hobli Level Average Yield data for Rabi season 2016-17


S.N	District	Taluk	Insurance Unit (hobli/ GP)	GP/HOB LI	Crop	IRR RF	Area Sown Ha	No_CCE Conducted	Average Yield(Kg/Ha)	Name_Of_Higher_Level	No_cce Conducted_Higher	Higher average Yield(Kg/Ha)	Synthetic Yield
1	Ramanagara	Channapatna	KASABA	Hobli	Horse Gram (kulthi/kultha)	RF	135					206.40	Y
2	Ramanagara	Channapatna	MALURU	Hobli	Horse Gram (kulthi/kultha)	RF	322					288.80	Y
3	Ramanagara	Channapatna	VIRUPAKSHIPUR A	Hobli	Horse Gram (kulthi/kultha)	RF	255					339.00	Y
4	Ramanagara	Ramanagara	BIDADI	Hobli	Horse Gram (kulthi/kultha)	RF	773					224.40	Y
5	Ramanagara	Ramanagara	BIDADI	Hobli	Maize (Makka)	IRR	22					2317.00	Y


Joint Director
Crop insurance scheme Division
Directorate of Economics and Statistics



Government of Karnataka
Directorate of Economics and Statistics
Hobli Level Average Yield data for Rabi season 2016-17

S.N	District	Taluk	Insurance Unit (hobli/ GP)	GP/HOB LI	Crop	IRR_ RF	Area_ Sown_ Ha	No_CCE _Conduc ted	Average Yield(Kg/Ha)	Name_Of _Higher_L evel	No_cce Conduc ted_Hig her	Higher average Yield(Kg/Ha)	Synthetic Yield
1	Shivamogga	Shikaripura	HOSURU	Hobli	Maize (Makka)	IRR	212	10	5147.61				
2	Shivamogga	Shikaripura	UDUGANI	Hobli	Maize (Makka)	IRR	89	10	2859.23				
3	Shivamogga	Sorab	JADE	Hobli	Green Gram (Moong Bean/ Moong)	RF	177	10	77.97				


Joint Director
Crop insurance scheme Division
Directorate of Economics and Statistics



Government of Karnataka
Directorate of Economics and Statistics
Hobli Level Average Yield data for Rabi season 2016-17

S.N	District	Taluk	Insurance Unit (hobli/ GP)	GP/HOB LI	Crop	IRR_ RF	Area Sown_ Ha	No_CCE _Conduc ted	Average Yield(Kg/Ha)	Name_Of _Higher_ L_ evel	No_cce Conduc ted_Hig her	Higher average Yield(Kg/Ha)	Synthetic Yield
1	Tumakuru	Gubbi	C S PURA	Hobli	Horse Gram (kulthi/kultha)	RF	0			District Level	4	0.00	
2	Tumakuru	Gubbi	CHELURU	Hobli	Horse Gram (kulthi/kultha)	RF	0			District Level	4	0.00	
3	Tumakuru	Gubbi	HAGALAVADI	Hobli	Horse Gram (kulthi/kultha)	RF	0			District Level	4	0.00	
4	Tumakuru	Gubbi	KADABA	Hobli	Horse Gram (kulthi/kultha)	RF	0			District Level	4	0.00	
5	Tumakuru	Gubbi	KASABA	Hobli	Horse Gram (kulthi/kultha)	RF	0			District Level	4	0.00	
6	Tumakuru	Gubbi	NITTURU	Hobli	Horse Gram (kulthi/kultha)	RF	0			District Level	4	0.00	
7	Tumakuru	Kunigal	HULIYURU DURGA	Hobli	Horse Gram (kulthi/kultha)	RF	5					266.40	Y
8	Tumakuru	Kunigal	HUTRIDURGA	Hobli	Horse Gram (kulthi/kultha)	RF	5					123.60	Y
9	Tumakuru	Kunigal	KASABA	Hobli	Horse Gram (kulthi/kultha)	RF	20					0.00	Y
10	Tumakuru	Kunigal	KOTTAGERE	Hobli	Horse Gram (kulthi/kultha)	RF	20					145.60	Y
11	Tumakuru	Kunigal	YADIYURU	Hobli	Horse Gram (kulthi/kultha)	RF	35					0.00	Y
12	Tumakuru	Kunigal	AMRUTTURU	Hobli	PADDY	IRR	140					3912.10	Y
13	Tumakuru	Madhugiri	AI D HALLI	Hobli	Maize (Makka)	IRR	4					3059.20	Y


3

Government of Karnataka
Directorate of Economics and Statistics
Hobli Level Average Yield data for Rabi season 2016-17

S.N	District	Taluk	Insurance Unit (hobli/ GP)	GP/HOB LI	Crop	IRR_ RF	Area_ Sown_ Ha	No_ CCE_ Conduc ted	Average Yield(Kg/Ha)	Name_Of_ Higher_ L_ evel	No_ cce_ Conduc ted_ Hig her	Higher average Yield(Kg/Ha)	Synthetic Yield
14	Tumakuru	Madhugiri	KODIGENAHALLI	Hobli	Maize (Makka)	IRR	9					2472.70	Y
15	Tumakuru	Madhugiri	PURAVARA	Hobli	Maize (Makka)	IRR	16					1411.60	Y
16	Tumakuru	Pavagada	KASABA	Hobli	Bengal Gram	RF	0			State Level	4325	701.15	
17	Tumakuru	Pavagada	NAGALAMADIKE	Hobli	Bengal Gram	RF	0			State Level	4325	701.15	
18	Tumakuru	Pavagada	NIDAGAL HOBALI	Hobli	Bengal Gram	RF	0			State Level	4325	701.15	
19	Tumakuru	Pavagada	Y N HOSAKOTE	Hobli	Bengal Gram	RF	0			State Level	4325	701.15	
20	Tumakuru	Sira	BUKKAPATTANA	Hobli	Horse Gram (kulthi/kultha)	RF	6					215.60	Y
21	Tumakuru	Sira	GOWDAGERE	Hobli	Horse Gram (kulthi/kultha)	RF	10					89.20	Y
22	Tumakuru	Sira	HULIKUNTE	Hobli	Horse Gram (kulthi/kultha)	RF	12					73.20	Y
23	Tumakuru	Sira	KALLAMBELLA	Hobli	Horse Gram (kulthi/kultha)	RF	79					71.60	Y
24	Tumakuru	Sira	KASABA	Hobli	Horse Gram (kulthi/kultha)	RF	21					188.00	Y
25	Tumakuru	Sira	BUKKAPATTANA	Hobli	Sorghum (Jowar/Great Millet)	RF	16					234.80	Y
26	Tumakuru	Sira	GOWDAGERE	Hobli	Sorghum (Jowar/Great Millet)	RF	17					243.20	Y

Government of Karnataka
Directorate of Economics and Statistics
Hobli Level Average Yield data for Rabi season 2016-17

S.N	District	Taluk	Insurance Unit (hobli/ GP)	GP/HOB LI	Crop	IRR_RF	Area_Sown_Ha	No_CCE_Conducted	Average Yield(Kg/Ha)	Name_Of_Higher_Level	No_cce Conducted_Higher	Higher average Yield(Kg/Ha)	Synthetic Yield
27	Tumakuru	Sira	HULIKUNTE	Hobli	Sorghum (Jowar/Great Millet)	RF	5					294.80	Y
28	Tumakuru	Sira	KALLAMBELLA	Hobli	Sorghum (Jowar/Great Millet)	RF	0			State Level	5483	868.95	
29	Tumakuru	Sira	KASABA	Hobli	Sorghum (Jowar/Great Millet)	RF	0			State Level	5483	868.95	
30	Tumakuru	Tumakuru	GULURU	Hobli	Horse Gram (kulthi/kultha)	RF	5					55.20	Y
31	Tumakuru	Tumakuru	KASABA	Hobli	Horse Gram (kulthi/kultha)	RF	5					240.80	Y
32	Tumakuru	Turuvekere	DABBEGHATTA	Hobli	Horse Gram (kulthi/kultha)	RF	0			District Level	4	0.00	
33	Tumakuru	Turuvekere	DANDINASHIVAR A	Hobli	Horse Gram (kulthi/kultha)	RF	0			District Level	4	0.00	
34	Tumakuru	Turuvekere	KASABA	Hobli	Horse Gram (kulthi/kultha)	RF	0			District Level	4	0.00	
35	Tumakuru	Turuvekere	MAYASANDRA	Hobli	Horse Gram (kulthi/kultha)	RF	0			District Level	4	0.00	


Joint Director
Crop insurance scheme Division
Directorate of Economics and Statistics




Government of Karnataka
Directorate of Economics and Statistics
Hobli Level Average Yield data for Rabi season 2016-17

S.N	District	Taluk	Insurance Unit (hobli/ GP)	GP/HOB LI	Crop	IRR_RF	Area_Sown_Ha	No_CCE_Conducted	Average Yield(Kg/Ha)	Name_Of_Higher_Level	No_cce_Conducted_Higher	Higher average Yield(Kg/Ha)	Synthetic Yield
1	Udupi	Brahmavara	BRAHMAVARA	Hobli	Black Gram (urd bean)	RF	431	10	398.11				
2	Udupi	Brahmavara	KOTA	Hobli	Black Gram (urd bean)	RF	872	10	479.90				
3	Udupi	Brahmavara	KOTA	Hobli	GROUNDNUT	RF	361	10	2267.28				
4	Udupi	Brahmavara	BRAHMAVARA	Hobli	Horse Gram (kulthi/kultha)	RF	1			State Level	970	212.56	
5	Udupi	Byandur	BAINDURU	Hobli	Black Gram (urd bean)	RF	147	10	880.27				
6	Udupi	Byandur	BAINDURU	Hobli	GROUNDNUT	RF	1104	10	2517.19				
7	Udupi	Kundapura	KUNDAPURA	Hobli	Black Gram (urd bean)	RF	407	10	337.08				
8	Udupi	Kundapura	VANDSE	Hobli	Black Gram (urd bean)	RF	496	10	477.50				
9	Udupi	Kundapura	KUNDAPURA	Hobli	GROUNDNUT	RF	175	10	2800.48				
10	Udupi	Kundapura	KUNDAPURA	Hobli	Horse Gram (kulthi/kultha)	RF	0			State Level	970	212.56	
11	Udupi	Kundapura	VANDSE	Hobli	Horse Gram (kulthi/kultha)	RF	0			State Level	970	212.56	
12	Udupi	Udupi	KAPU	Hobli	Black Gram (urd bean)	RF	195	10	508.30				

**Government of Karnataka
 Directorate of Economics and Statistics
 Hobli Level Average Yield data for Rabi season 2016-17**

S.N	District	Taluk	Insurance Unit (hobli/ GP)	GP/HOB LI	Crop	IRR RF	Area Sown Ha	No_CCE Conducted	Average Yield(Kg/Ha)	Name_Of_Higher_Level	No_cce Conducted_Higher	Higher average Yield(Kg/Ha)	Synthetic Yield
13	Udupi	Udupi	UDUPI	Hobli	Black Gram (urd bean)	RF	88	10	586.99				


 Joint Director
 Crop insurance scheme Division
 Directorate of Economics and Statistics


5/

Government of Karnataka
Directorate of Economics and Statistics
Hobli Level Average Yield data for Rabi season 2016-17

S.N	District	Taluk	Insurance Unit (hobli/ GP)	GP/HOB LI	Crop	IRR_RF	Area_Sown_Ha	No_CCE_Conducted	Average Yield(Kg/Ha)	Name_Of_Higher_Level	No_cce Conducted_Higher	Higher average Yield(Kg/Ha)	Synthetic Yield
1	UttarKannada	Ankola	ANKOLA	Hobli	GROUNDNUT	RF	129	10	2271.92				
2	UttarKannada	Ankola	BALALE	Hobli	GROUNDNUT	RF	149	10	2615.02				
3	UttarKannada	Ankola	BASAGODA	Hobli	GROUNDNUT	RF	120	10	2393.63				
4	UttarKannada	Ankola	BELEKERI	Hobli	GROUNDNUT	RF	222	10	3192.27				
5	UttarKannada	Bhatkal	Mavalli	Hobli	GROUNDNUT	RF	342	10	3025.35				
6	UttarKannada	Bhatkal	SUSAGADI	Hobli	PADDY	IRR	265	10	3770.14				
7	UttarKannada	Haliyal	MURKAVADA	Hobli	Green Gram (Moong Bean/ Moong)	RF	222	10	115.42				
8	UttarKannada	Haliyal	MURKAVADA	Hobli	Horse Gram (kulthi/kultha)	RF	295	10	597.53				
9	UttarKannada	Honnavar	HONNAVARA	Hobli	GROUNDNUT	RF	101	10	1644.82				
10	UttarKannada	Honnavar	MANKI	Hobli	GROUNDNUT	RF	134	10	2392.47				
11	UttarKannada	Honnavar	HONNAVARA	Hobli	PADDY	IRR	227	10	4306.81				
12	UttarKannada	Honnavar	MANKI	Hobli	PADDY	IRR	205	10	4938.65				
13	UttarKannada	Kumta	GOKARNA	Hobli	GROUNDNUT	RF	243	10	1848.83				

Government of Karnataka
Directorate of Economics and Statistics
Hobli Level Average Yield data for Rabi season 2016-17

S.N	District	Taluk	Insurance Unit (hobli/ GP)	GP/HOB LI	Crop	IRR RF	Area Sown Ha	No_CCE Conducted	Average Yield(Kg/Ha)	Name_Of_Higher_Level	No_cce Conducted_Higher	Higher average Yield(Kg/Ha)	Synthetic Yield
14	UttarKannada	Kumta	KUJALLI	Hobli	GROUNDNUT	RF	160	10	1189.28				
15	UttarKannada	Kumta	KUMATA	Hobli	GROUNDNUT	RF	57	10	1714.37				
16	UttarKannada	Kumta	KUJALLI	Hobli	PADDY	IRR	301	10	3994.60				
17	UttarKannada	Kumta	MIRJANA	Hobli	PADDY	IRR	91	10	3231.79				


 Joint Director
 Crop insurance scheme Division
 Directorate of Economics and Statistics

21

Government of Karnataka
Directorate of Economics and Statistics
Hobli Level Average Yield data for Rabi season 2016-17

S.N	District	Taluk	Insurance Unit (hobli/ GP)	GP/HOB LI	Crop	IRR_RF	Area_Sown_Ha	No_CCE_Conducted	Average Yield(Kg/Ha)	Name_Of_Higher_Level	No_cce Conducted_Higher	Higher average Yield(Kg/Ha)	Synthetic Yield
1	Vijayapura	Babaleshwar	BABALESHVARA	Hobli	Bengal Gram	IRR	816			Taluk Level	19	454.38	
2	Vijayapura	Babaleshwar	MAMADAPURA	Hobli	Bengal Gram	IRR	1278	10	443.82				
3	Vijayapura	Babaleshwar	BABALESHVARA	Hobli	Horse Gram (kulthi/kultha)	RF	0			State Level	970	212.56	
4	Vijayapura	Babaleshwar	BABALESHVARA	Hobli	Linseed	RF	0			District Level	4	229.06	
5	Vijayapura	Babaleshwar	BABALESHVARA	Hobli	Maize (Makka)	IRR	109	10	3796.62				
6	Vijayapura	Babaleshwar	MAMADAPURA	Hobli	Maize (Makka)	IRR	799			Taluk Level	18	4474.87	
7	Vijayapura	Babaleshwar	MAMADAPURA	Hobli	Onion	IRR	890	10	8900.00				
8	Vijayapura	Babaleshwar	BABALESHVARA	Hobli	Safflower	RF	25	10	322.98				
9	Vijayapura	Babaleshwar	MAMADAPURA	Hobli	Sorghum (Jowar/Great Millet)	IRR	2					1164.00	Y
10	Vijayapura	Babaleshwar	BABALESHVARA	Hobli	SUNFLOWER	IRR	38					585.00	Y
11	Vijayapura	Babaleshwar	MAMADAPURA	Hobli	SUNFLOWER	IRR	95					551.00	Y
12	Vijayapura	Babaleshwar	BABALESHVARA	Hobli	SUNFLOWER	RF	724					245.00	Y
13	Vijayapura	Babaleshwar	BABALESHVARA	Hobli	Wheat	IRR	713	10	1333.60				

Government of Karnataka
Directorate of Economics and Statistics
Hobli Level Average Yield data for Rabi season 2016-17

S.N	District	Taluk	Insurance Unit (hobli/ GP)	GP/HOB LI	Crop	IRR_ RF	Area_ Sown_ Ha	No_ CCE_ Conduc ted	Average Yield(Kg/Ha)	Name_ Of_ Higher_ L_ evel	No_ cce_ Conduc ted_ Hig her	Higher average Yield(Kg/Ha)	Synthetic Yield
14	Vijayapura	Babaleshwar	MAMADAPURA	Hobli	Wheat	IRR	2381	10	1210.51				
15	Vijayapura	Babaleshwar	BABALESHVARA	Hobli	Wheat	RF	19	10	658.29				
16	Vijayapura	Basvana Bagewadi	BA BAGEVADI	Hobli	Bengal Gram	IRR	255			Taluk Level	29	816.88	
17	Vijayapura	Basvana Bagewadi	HO HIPPARAGI	Hobli	Bengal Gram	IRR	68	10	639.18				
18	Vijayapura	Basvana Bagewadi	MANAGULI	Hobli	Bengal Gram	IRR	224	10	812.76				
19	Vijayapura	Basvana Bagewadi	BA BAGEVADI	Hobli	Linseed	RF	0			District Level	4	229.06	
20	Vijayapura	Basvana Bagewadi	HO HIPPARAGI	Hobli	Linseed	RF	0			District Level	4	229.06	
21	Vijayapura	Basvana Bagewadi	HO HIPPARAGI	Hobli	Maize (Makka)	IRR	0			District Level	131	3392.11	
22	Vijayapura	Basvana Bagewadi	BA BAGEVADI	Hobli	Onion	IRR	142	10	20872.00				
23	Vijayapura	Basvana Bagewadi	HO HIPPARAGI	Hobli	Onion	IRR	86	10	16324.00				
24	Vijayapura	Basvana Bagewadi	BA BAGEVADI	Hobli	Safflower	RF	14			Taluk Level	22	458.83	
25	Vijayapura	Basvana Bagewadi	HO HIPPARAGI	Hobli	Safflower	RF	62			Taluk Level	22	458.83	
26	Vijayapura	Basvana Bagewadi	MANAGULI	Hobli	Safflower	RF	5	10	485.59				

49

Government of Karnataka
Directorate of Economics and Statistics
Hobli Level Average Yield data for Rabi season 2016-17

S.N	District	Taluk	Insurance Unit (hobli/ GP)	GP/HOB LI	Crop	IRR_RF	Area_Sown_Ha	No_CCE_Conducted	Average Yield(Kg/Ha)	Name_Of_Higher_Level	No_cce_Conducted_Higher	Higher average Yield(Kg/Ha)	Synthetic Yield
27	Vijayapura	Basvana Bagewadi	BA BAGEVADI	Hobli	Sorghum (Jowar/Great Millet)	IRR	149	10	1357.07				
28	Vijayapura	Basvana Bagewadi	HO HIPPARAGI	Hobli	Sorghum (Jowar/Great Millet)	IRR	61			Taluk Level	18	1158.13	
29	Vijayapura	Basvana Bagewadi	BA BAGEVADI	Hobli	SUNFLOWER	IRR	0			District Level	16	743.50	
30	Vijayapura	Basvana Bagewadi	HO HIPPARAGI	Hobli	SUNFLOWER	IRR	0			District Level	16	743.50	
31	Vijayapura	Basvana Bagewadi	BA BAGEVADI	Hobli	SUNFLOWER	RF	0			Taluk Level	4	390.14	
32	Vijayapura	Basvana Bagewadi	HO HIPPARAGI	Hobli	SUNFLOWER	RF	0			Taluk Level	4	390.14	
33	Vijayapura	Basvana Bagewadi	MANAGULI	Hobli	SUNFLOWER	RF	18			Taluk Level	4	390.14	
34	Vijayapura	Basvana Bagewadi	BA BAGEVADI	Hobli	Wheat	IRR	219	10	1560.38				
35	Vijayapura	Basvana Bagewadi	HO HIPPARAGI	Hobli	Wheat	IRR	64	10	1363.17				
36	Vijayapura	Basvana Bagewadi	BA BAGEVADI	Hobli	Wheat	RF	281	10	525.13				
37	Vijayapura	Basvana Bagewadi	HO HIPPARAGI	Hobli	Wheat	RF	469			Taluk Level	27	800.27	
38	Vijayapura	Basvana Bagewadi	MANAGULI	Hobli	Wheat	RF	98	10	1087.22				
39	Vijayapura	Bijapur	BIJAPURA	Hobli	Bengal Gram	IRR	443	10	540.08				

Government of Karnataka
Directorate of Economics and Statistics
Hobli Level Average Yield data for Rabi season 2016-17

S.N	District	Taluk	Insurance Unit (hobli/ GP)	GP/HOB LI	Crop	IRR_ RF	Area_ Sown_ Ha	No_ CCE_ Conduc ted	Average Yield(Kg/Ha)	Name_ Of_ Higher_ L_ evel	No_ cce_ Conduc ted_ Hig her	Higher average Yield(Kg/Ha)	Synthetic Yield
40	Vijayapura	Bijapur	NAGATANA	Hobli	Bengal Gram	IRR	465	10	687.00				
41	Vijayapura	Bijapur	BIJAPURA	Hobli	Linseed	RF	0			District Level	4	229.06	
42	Vijayapura	Bijapur	NAGATANA	Hobli	Linseed	RF	0			District Level	4	229.06	
43	Vijayapura	Bijapur	BIJAPURA	Hobli	Maize (Makka)	IRR	121	10	2958.34				
44	Vijayapura	Bijapur	NAGATANA	Hobli	Maize (Makka)	IRR	380	10	4250.86				
45	Vijayapura	Bijapur	BIJAPURA	Hobli	Safflower	RF	7					400.00	Y
46	Vijayapura	Bijapur	NAGATANA	Hobli	Safflower	RF	2					785.00	Y
47	Vijayapura	Bijapur	BIJAPURA	Hobli	Sorghum (Jowar/Great Millet)	IRR	74	10	1318.09				
48	Vijayapura	Bijapur	NAGATANA	Hobli	Sorghum (Jowar/Great Millet)	IRR	314	10	1271.07				
49	Vijayapura	Bijapur	BIJAPURA	Hobli	SUNFLOWER	IRR	13					306.00	Y
50	Vijayapura	Bijapur	NAGATANA	Hobli	SUNFLOWER	IRR	36					700.00	Y
51	Vijayapura	Bijapur	BIJAPURA	Hobli	SUNFLOWER	RF	223					299.00	Y
52	Vijayapura	Bijapur	NAGATANA	Hobli	SUNFLOWER	RF	390					315.00	Y

2/

Government of Karnataka
Directorate of Economics and Statistics
Hobli Level Average Yield data for Rabi season 2016-17

S.N	District	Taluk	Insurance Unit (hobli/ GP)	GP/HOB LI	Crop	IRR_RRF	Area_Sown_Ha	No_CCE_Conducted	Average Yield(Kg/Ha)	Name_Of_Higher_Level	No_cce_Conducted_Higher	Higher average Yield(Kg/Ha)	Synthetic Yield
53	Vijayapura	Bijapur	BIJAPURA	Hobli	Wheat	IRR	395	10	1698.30				
54	Vijayapura	Bijapur	NAGATANA	Hobli	Wheat	IRR	796	10	2041.18				
55	Vijayapura	Bijapur	BIJAPURA	Hobli	Wheat	RF	874			Taluk Level	16	563.92	
56	Vijayapura	Bijapur	NAGATANA	Hobli	Wheat	RF	671			Taluk Level	16	563.92	
57	Vijayapura	Chadachan	CHADACHANA	Hobli	Bengal Gram	IRR	3740					673.00	Y
58	Vijayapura	Chadachan	CHADACHANA	Hobli	Maize (Makka)	IRR	168					3246.00	Y
59	Vijayapura	Chadachan	CHADACHANA	Hobli	Onion	IRR	27	10	13620.00				
60	Vijayapura	Chadachan	CHADACHANA	Hobli	Safflower	RF	0			District Level	96	541.34	
61	Vijayapura	Chadachan	CHADACHANA	Hobli	Sorghum (Jowar/Great Millet)	IRR	804	10	797.12				
62	Vijayapura	Chadachan	CHADACHANA	Hobli	SUNFLOWER	IRR	6					720.00	Y
63	Vijayapura	Chadachan	CHADACHANA	Hobli	SUNFLOWER	RF	7					318.00	Y
64	Vijayapura	Chadachan	CHADACHANA	Hobli	Wheat	IRR	795					1154.00	Y
65	Vijayapura	Chadachan	CHADACHANA	Hobli	Wheat	RF	1260	10	918.47				

Government of Karnataka
Directorate of Economics and Statistics
Hobli Level Average Yield data for Rabi season 2016-17

S.N	District	Taluk	Insurance Unit (hobli/ GP)	GP/HOB LI	Crop	IRR RF	Area Sown Ha	No_CCE Conducted	Average Yield(Kg/Ha)	Name_Of_Higher_Level	No_cce Conducted_Higher	Higher average Yield(Kg/Ha)	Synthetic Yield
66	Vijayapura	Indi	BALLOLLI	Hobli	Bengal Gram	IRR	1246	10	780.22				
67	Vijayapura	Indi	INDI	Hobli	Bengal Gram	IRR	4228	10	674.84				
68	Vijayapura	Indi	BALLOLLI	Hobli	Maize (Makka)	IRR	361	10	4126.36				
69	Vijayapura	Indi	INDI	Hobli	Maize (Makka)	IRR	74			Taluk Level	18	4185.10	
70	Vijayapura	Indi	BALLOLLI	Hobli	Safflower	RF	0			District Level	96	541.34	
71	Vijayapura	Indi	INDI	Hobli	Safflower	RF	0			District Level	96	541.34	
72	Vijayapura	Indi	BALLOLLI	Hobli	Sorghum (Jowar/Great Millet)	IRR	436	10	1312.09				
73	Vijayapura	Indi	INDI	Hobli	Sorghum (Jowar/Great Millet)	IRR	1150	10	1157.96				
74	Vijayapura	Indi	BALLOLLI	Hobli	SUNFLOWER	IRR	0			Taluk Level	2	306.33	
75	Vijayapura	Indi	INDI	Hobli	SUNFLOWER	IRR	3			Taluk Level	2	306.33	
76	Vijayapura	Indi	BALLOLLI	Hobli	SUNFLOWER	RF	0			Taluk Level	2	267.35	
77	Vijayapura	Indi	INDI	Hobli	SUNFLOWER	RF	2					349.00	Y
78	Vijayapura	Indi	BALLOLLI	Hobli	Wheat	IRR	625	10	977.66				

Government of Karnataka
Directorate of Economics and Statistics
Hobli Level Average Yield data for Rabi season 2016-17

S.N	District	Taluk	Insurance Unit (hobli/ GP)	GP/HOBLI	Crop	IRR_RF	Area_Sown_Ha	No_CCE_Conducted	Average Yield(Kg/Ha)	Name_Of_Higher_Level	No_cce_Conducted_Higher	Higher average Yield(Kg/Ha)	Synthetic Yield
79	Vijayapura	Indi	INDI	Hobli	Wheat	IRR	1408	10	1421.41				
80	Vijayapura	Indi	BALLOLLI	Hobli	Wheat	RF	303	10	488.02				
81	Vijayapura	Indi	INDI	Hobli	Wheat	RF	741	10	461.66				
82	Vijayapura	Muddebihal	DAVALAGI	Hobli	Bengal Gram	IRR	567	10	866.35				
83	Vijayapura	Muddebihal	MUDEDEBIHALA	Hobli	Bengal Gram	IRR	780	10	899.79				
84	Vijayapura	Muddebihal	NALATAVADA	Hobli	Bengal Gram	IRR	475	10	744.15				
85	Vijayapura	Muddebihal	DAVALAGI	Hobli	Horse Gram (kulthi/kultha)	RF	0			State Level	970	212.56	
86	Vijayapura	Muddebihal	MUDEDEBIHALA	Hobli	Horse Gram (kulthi/kultha)	RF	0			State Level	970	212.56	
87	Vijayapura	Muddebihal	NALATAVADA	Hobli	Horse Gram (kulthi/kultha)	RF	0			State Level	970	212.56	
88	Vijayapura	Muddebihal	DAVALAGI	Hobli	Linseed	RF	3					151.00	Y
89	Vijayapura	Muddebihal	MUDEDEBIHALA	Hobli	Linseed	RF	0			Taluk Level	4	229.06	
90	Vijayapura	Muddebihal	NALATAVADA	Hobli	Linseed	RF	0			Taluk Level	4	229.06	
91	Vijayapura	Muddebihal	DAVALAGI	Hobli	Maize (Makka)	IRR	6			Taluk Level	18	2988.72	

Government of Karnataka
Directorate of Economics and Statistics
Hobli Level Average Yield data for Rabi season 2016-17

S.N	District	Taluk	Insurance Unit (hobli/ GP)	GP/HOB LI	Crop	IRR- RF	Area Sown Ha	No_CCE Conducted	Average Yield(Kg/Ha)	Name_Of_Higher_Level	No_cce Conducted_Higher	Higher average Yield(Kg/Ha)	Synthetic Yield
92	Vijayapura	Muddebihal	MUDDEBIHALA	Hobli	Maize (Makka)	IRR	6			Taluk Level	18	2988.72	
93	Vijayapura	Muddebihal	NALATAVADA	Hobli	Maize (Makka)	IRR	3			Taluk Level	18	2988.72	
94	Vijayapura	Muddebihal	DAVALAGI	Hobli	Onion	IRR	140	10	17440.00				
95	Vijayapura	Muddebihal	MUDDEBIHALA	Hobli	Onion	IRR	40	10	20480.00				
96	Vijayapura	Muddebihal	DAVALAGI	Hobli	Safflower	RF	7			Taluk Level	16	284.08	
97	Vijayapura	Muddebihal	MUDDEBIHALA	Hobli	Safflower	RF	2			Taluk Level	16	284.08	
98	Vijayapura	Muddebihal	NALATAVADA	Hobli	Safflower	RF	12			Taluk Level	16	284.08	
99	Vijayapura	Muddebihal	DAVALAGI	Hobli	Sorghum (Jowar/Great Millet)	IRR	233	10	1248.38				
100	Vijayapura	Muddebihal	MUDDEBIHALA	Hobli	Sorghum (Jowar/Great Millet)	IRR	651	10	1517.01				
101	Vijayapura	Muddebihal	NALATAVADA	Hobli	Sorghum (Jowar/Great Millet)	IRR	158	10	1131.44				
102	Vijayapura	Muddebihal	DAVALAGI	Hobli	SUNFLOWER	IRR	0			District Level	16	743.50	
103	Vijayapura	Muddebihal	MUDDEBIHALA	Hobli	SUNFLOWER	IRR	0			District Level	16	743.50	
104	Vijayapura	Muddebihal	NALATAVADA	Hobli	SUNFLOWER	IRR	0			District Level	16	743.50	

Government of Karnataka
Directorate of Economics and Statistics
Hobli Level Average Yield data for Rabi season 2016-17

S.N	District	Taluk	Insurance Unit (hobli/ GP)	GP/HOB LI	Crop	IRR RF	Area Sown Ha	No_CCE Conducted	Average Yield(Kg/Ha)	Name_Of_Higher_Level	No_cce Conducted_Higher	Higher average Yield(Kg/Ha)	Synthetic Yield
105	Vijayapura	Muddebihal	DAVALAGI	Hobli	SUNFLOWER	RF	0			District Level	24	375.76	
106	Vijayapura	Muddebihal	MUDEDEBIHALA	Hobli	SUNFLOWER	RF	0			District Level	24	375.76	
107	Vijayapura	Muddebihal	NALATAVADA	Hobli	SUNFLOWER	RF	0			District Level	24	375.76	
108	Vijayapura	Muddebihal	DAVALAGI	Hobli	Wheat	IRR	492	10	1007.96				
109	Vijayapura	Muddebihal	MUDEDEBIHALA	Hobli	Wheat	IRR	480	10	1074.39				
110	Vijayapura	Muddebihal	NALATAVADA	Hobli	Wheat	IRR	337			Taluk Level	29	1119.58	
111	Vijayapura	Muddebihal	DAVALAGI	Hobli	Wheat	RF	594	10	440.48				
112	Vijayapura	Muddebihal	MUDEDEBIHALA	Hobli	Wheat	RF	470	10	316.47				
113	Vijayapura	Muddebihal	NALATAVADA	Hobli	Wheat	RF	432			Taluk Level	28	431.30	
114	Vijayapura	NidaGundi	KOLHARA	Hobli	Bengal Gram	IRR	880	10	842.04				
115	Vijayapura	NidaGundi	NIDAGUNDI	Hobli	Bengal Gram	IRR	539	10	695.51				
116	Vijayapura	NidaGundi	KOLHARA	Hobli	Linseed	RF	0			District Level	4	229.06	
117	Vijayapura	NidaGundi	KOLHARA	Hobli	Maize (Makka)	IRR	372	10	3911.97				

21

Government of Karnataka
Directorate of Economics and Statistics
Hobli Level Average Yield data for Rabi season 2016-17

S.N	District	Taluk	Insurance Unit (hobli/ GP)	GP/HOBLI	Crop	IRR/RF	Area_Sown_Ha	No_CCE_Conducted	Average Yield(Kg/Ha)	Name_Of_Higher_Level	No_cce_Conducted_Higher	Higher average Yield(Kg/Ha)	Synthetic Yield
118	Vijayapura	NidaGundi	KOLHARA	Hobli	Onion	IRR	1138	10	23820.00				
119	Vijayapura	NidaGundi	NIDAGUNDI	Hobli	Onion	IRR	257	10	18792.00				
120	Vijayapura	NidaGundi	KOLHARA	Hobli	Safflower	RF	10	10	576.31				
121	Vijayapura	NidaGundi	NIDAGUNDI	Hobli	Safflower	RF	7			Taluk Level	18	563.59	
122	Vijayapura	NidaGundi	KOLHARA	Hobli	Sorghum (Jowar/Great Millet)	IRR	618	10	817.98				
123	Vijayapura	NidaGundi	NIDAGUNDI	Hobli	Sorghum (Jowar/Great Millet)	IRR	924	10	2137.09				
124	Vijayapura	NidaGundi	KOLHARA	Hobli	SUNFLOWER	IRR	10					694.00	Y
125	Vijayapura	NidaGundi	KOLHARA	Hobli	SUNFLOWER	RF	1					256.00	Y
126	Vijayapura	NidaGundi	NIDAGUNDI	Hobli	SUNFLOWER	RF	1			Taluk Level	6	194.81	
127	Vijayapura	NidaGundi	KOLHARA	Hobli	Wheat	IRR	812	10	1189.72				
128	Vijayapura	NidaGundi	NIDAGUNDI	Hobli	Wheat	IRR	473	10	876.32				
129	Vijayapura	NidaGundi	KOLHARA	Hobli	Wheat	RF	445			Taluk Level	18	874.87	
130	Vijayapura	NidaGundi	NIDAGUNDI	Hobli	Wheat	RF	843			Taluk Level	18	874.87	

97

Government of Karnataka
Directorate of Economics and Statistics
Hobli Level Average Yield data for Rabi season 2016-17

S.N	District	Taluk	Insurance Unit (hobli/ GP)	GP/HOB LI	Crop	IRR RF	Area_Sown_Ha	No_CCE_Conducted	Average Yield(Kg/Ha)	Name_Of_Higher_Level	No_cce_Conducted_Higher	Higher average Yield(Kg/Ha)	Synthetic Yield
131	Vijayapura	Sindagi	ALAMELA	Hobli	Bengal Gram	IRR	2050	10	785.09				
132	Vijayapura	Sindagi	DEVARA HIPPARAGI	Hobli	Bengal Gram	IRR	1481	10	818.73				
133	Vijayapura	Sindagi	SINDAGI	Hobli	Bengal Gram	IRR	2602	10	508.67				
134	Vijayapura	Sindagi	ALAMELA	Hobli	Linseed	RF	0			District Level	4	229.06	
135	Vijayapura	Sindagi	DEVARA HIPPARAGI	Hobli	Linseed	RF	0			District Level	4	229.06	
136	Vijayapura	Sindagi	SINDAGI	Hobli	Linseed	RF	0			District Level	4	229.06	
137	Vijayapura	Sindagi	ALAMELA	Hobli	Maize (Makka)	IRR	172			Taluk Level	29	2626.04	
138	Vijayapura	Sindagi	DEVARA HIPPARAGI	Hobli	Maize (Makka)	IRR	340	10	2322.92				
139	Vijayapura	Sindagi	SINDAGI	Hobli	Maize (Makka)	IRR	228	10	2199.02				
140	Vijayapura	Sindagi	SINDAGI	Hobli	Onion	IRR	76	10	31708.00				
141	Vijayapura	Sindagi	ALAMELA	Hobli	Safflower	RF	10			Taluk Level	17	1035.19	
142	Vijayapura	Sindagi	DEVARA HIPPARAGI	Hobli	Safflower	RF	15			Taluk Level	17	1035.19	
143	Vijayapura	Sindagi	SINDAGI	Hobli	Safflower	RF	15			Taluk Level	17	1035.19	

(Signature)

Government of Karnataka
Directorate of Economics and Statistics
Hobli Level Average Yield data for Rabi season 2016-17

S.N	District	Taluk	Insurance Unit (hobli/ GP)	GP/HOBLI	Crop	IRR_RF	Area_Sown_Ha	No_CCE_Conducted	Average Yield(Kg/Ha)	Name_Of_Higher_Level	No_cce_Conducted_Higher	Higher average Yield(Kg/Ha)	Synthetic Yield
144	Vijayapura	Sindagi	ALAMELA	Hobli	Sorghum (Jowar/Great Millet)	IRR	1310	10	1011.97				
145	Vijayapura	Sindagi	DEVARA HIPPARAGI	Hobli	Sorghum (Jowar/Great Millet)	IRR	500	10	1541.84				
146	Vijayapura	Sindagi	SINDAGI	Hobli	Sorghum (Jowar/Great Millet)	IRR	1014	10	841.64				
147	Vijayapura	Sindagi	ALAMELA	Hobli	SUNFLOWER	IRR	0			District Level	16	743.50	
148	Vijayapura	Sindagi	DEVARA HIPPARAGI	Hobli	SUNFLOWER	IRR	0			District Level	16	743.50	
149	Vijayapura	Sindagi	SINDAGI	Hobli	SUNFLOWER	IRR	0			District Level	16	743.50	
150	Vijayapura	Sindagi	ALAMELA	Hobli	SUNFLOWER	RF	0			District Level	24	375.76	
151	Vijayapura	Sindagi	DEVARA HIPPARAGI	Hobli	SUNFLOWER	RF	0			District Level	24	375.76	
152	Vijayapura	Sindagi	SINDAGI	Hobli	SUNFLOWER	RF	0			District Level	24	375.76	
153	Vijayapura	Sindagi	ALAMELA	Hobli	Wheat	IRR	4208			Taluk Level	25	1194.02	
154	Vijayapura	Sindagi	DEVARA HIPPARAGI	Hobli	Wheat	IRR	807			Taluk Level	25	1194.02	
155	Vijayapura	Sindagi	SINDAGI	Hobli	Wheat	IRR	2488			Taluk Level	25	1194.02	
156	Vijayapura	Sindagi	ALAMELA	Hobli	Wheat	RF	467	10	996.24				

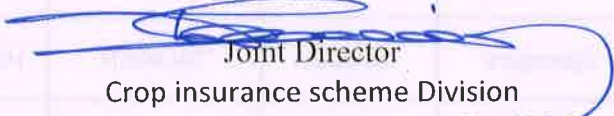
(S)

Government of Karnataka
Directorate of Economics and Statistics
Hobli Level Average Yield data for Rabi season 2016-17

S.N	District	Taluk	Insurance Unit (hobli/ GP)	GP/HOB LI	Crop	IRR_RF	Area_Sown_Ha	No_CCE_Conducted	Average Yield(Kg/Ha)	Name_Of_Higher_Level	No_cce_Conducted_Higher	Higher average Yield(Kg/Ha)	Synthetic Yield
157	Vijayapura	Sindagi	DEVARA HIPPARAGI	Hobli	Wheat	RF	1382			Taluk Level	29	877.02	
158	Vijayapura	Sindagi	SINDAGI	Hobli	Wheat	RF	962	10	799.94				
159	Vijayapura	Talikote	TALIKOTI	Hobli	Bengal Gram	IRR	5					731.00	Y
160	Vijayapura	Talikote	TALIKOTI	Hobli	Linseed	RF	0			District Level	4	229.06	
161	Vijayapura	Talikote	TALIKOTI	Hobli	Safflower	RF	0			District Level	96	541.34	
162	Vijayapura	Talikote	TALIKOTI	Hobli	SUNFLOWER	RF	0			District Level	24	375.76	
163	Vijayapura	Talikote	TALIKOTI	Hobli	Wheat	IRR	6					1896.00	Y
164	Vijayapura	Talikote	TALIKOTI	Hobli	Wheat	RF	643	10	803.46				
165	Vijayapura	TIKOTA	TIKOTA	Hobli	Bengal Gram	IRR	795	10	586.28				
166	Vijayapura	TIKOTA	TIKOTA	Hobli	Horse Gram (kulthi/kultha)	RF	0			State Level	970	212.56	
167	Vijayapura	TIKOTA	TIKOTA	Hobli	Linseed	RF	0			District Level	4	229.06	
168	Vijayapura	TIKOTA	TIKOTA	Hobli	Maize (Makka)	IRR	446					1483.00	Y
169	Vijayapura	TIKOTA	TIKOTA	Hobli	Safflower	RF	6					404.00	Y

Government of Karnataka
Directorate of Economics and Statistics
Hobli Level Average Yield data for Rabi season 2016-17

S.N	District	Taluk	Insurance Unit (hobli/ GP)	GP/HOB LI	Crop	IRR_RF	Area_Sown_Ha	No_CCE_Conducted	Average Yield(Kg/Ha)	Name_Of_Higher_Level	No_cce_Conducted_Higher	Higher average Yield(Kg/Ha)	Synthetic Yield
170	Vijayapura	TIKOTA	TIKOTA	Hobli	Sorghum (Jowar/Great Millet)	IRR	204	10	1040.32				
171	Vijayapura	TIKOTA	TIKOTA	Hobli	SUNFLOWER	IRR	42					459.00	Y
172	Vijayapura	TIKOTA	TIKOTA	Hobli	SUNFLOWER	RF	1887					243.00	Y
173	Vijayapura	TIKOTA	TIKOTA	Hobli	Wheat	IRR	881	10	711.96				
174	Vijayapura	TIKOTA	TIKOTA	Hobli	Wheat	RF	4562	10	667.33				


Joint Director
 Crop insurance scheme Division
Directorate of Economics and Statistics

②

Government of Karnataka
Directorate of Economics and Statistics
Hobli Level Average Yield data for Rabi season 2016-17

S.N	District	Taluk	Insurance Unit (hobli/ GP)	GP/HOB LI	Crop	IRR_Rf	Area_Sown_Ha	No_CCE_Conducted	Average Yield(Kg/Ha)	Name_Of_Higher_Level	No_cce_Conducted_Higher	Higher average Yield(Kg/Ha)	Synthetic Yield
1	YADGIRI	Gurmitkal	GURUMITAKALA	Hobli	Bengal Gram	RF	142					1016.00	Y
2	YADGIRI	Gurmitkal	KONKALA	Hobli	Bengal Gram	RF	241					1099.90	Y
3	YADGIRI	Gurmitkal	GURUMITAKALA	Hobli	Horse Gram (kulthi/kultha)	RF	2					637.00	Y
4	YADGIRI	Gurmitkal	KONKALA	Hobli	Horse Gram (kulthi/kultha)	RF	0			Taluk Level	4	334.10	
5	YADGIRI	Gurmitkal	GURUMITAKALA	Hobli	PADDY	IRR	0			District Level	10	4392.88	
6	YADGIRI	Gurmitkal	KONKALA	Hobli	PADDY	IRR	0			District Level	10	4392.88	
7	YADGIRI	Gurmitkal	GURUMITAKALA	Hobli	Safflower	RF	3					363.00	Y
8	YADGIRI	Gurmitkal	KONKALA	Hobli	Safflower	RF	34					304.00	Y
9	YADGIRI	Gurmitkal	GURUMITAKALA	Hobli	Sorghum (Jowar/Great Millet)	IRR	4					1314.00	Y
10	YADGIRI	Gurmitkal	KONKALA	Hobli	SUNFLOWER	RF	0			State Level	261	298.67	
11	YADGIRI	Hunisigi	HUNASIGI	Hobli	Bengal Gram	IRR	34					236.00	Y
12	YADGIRI	Hunisigi	KODEKAL	Hobli	Bengal Gram	IRR	123					657.00	Y
13	YADGIRI	Hunisigi	HUNASIGI	Hobli	Bengal Gram	RF	1390					439.00	Y

5/

Government of Karnataka
Directorate of Economics and Statistics
Hobli Level Average Yield data for Rabi season 2016-17

S.N	District	Taluk	Insurance Unit (hobli/ GP)	GP/HOB LI	Crop	IRR_RF	Area_Sown_Ha	No_CCE_Conducted	Average Yield(Kg/Ha)	Name_Of_Higher_Level	No_cce_Conducted_Higher	Higher average Yield(Kg/Ha)	Synthetic Yield
14	YADGIRI	Hunisigi	KODEKAL	Hobli	Bengal Gram	RF	2607					612.00	Y
15	YADGIRI	Hunisigi	HUNASIGI	Hobli	Safflower	RF	0			Taluk Level	4	376.90	
16	YADGIRI	Hunisigi	KODEKAL	Hobli	Safflower	RF	22					708.00	Y
17	YADGIRI	Hunisigi	HUNASIGI	Hobli	Sorghum (Jowar/Great Millet)	IRR	52					1039.00	Y
18	YADGIRI	Hunisigi	KODEKAL	Hobli	Sorghum (Jowar/Great Millet)	IRR	33					1796.00	Y
19	YADGIRI	Hunisigi	HUNASIGI	Hobli	SUNFLOWER	IRR	6			District Level	6	820.36	
20	YADGIRI	Hunisigi	KODEKAL	Hobli	SUNFLOWER	IRR	31			District Level	6	820.36	
21	YADGIRI	Hunisigi	HUNASIGI	Hobli	SUNFLOWER	RF	23					429.00	Y
22	YADGIRI	Hunisigi	KODEKAL	Hobli	SUNFLOWER	RF	0			State Level	261	298.67	
23	YADGIRI	Hunisigi	HUNASIGI	Hobli	Wheat	IRR	2					657.00	Y
24	YADGIRI	Hunisigi	KODEKAL	Hobli	Wheat	IRR	10					1035.00	Y
25	YADGIRI	Hunisigi	HUNASIGI	Hobli	Wheat	RF	15					583.00	Y
26	YADGIRI	Hunisigi	KODEKAL	Hobli	Wheat	RF	37					1060.00	Y

5/1

Government of Karnataka
Directorate of Economics and Statistics
Hobli Level Average Yield data for Rabi season 2016-17

S.N	District	Taluk	Insurance Unit (hobli/ GP)	GP/HOB LI	Crop	IRR RF	Area Sown Ha	No_CCE Conducted	Average Yield(Kg/Ha)	Name_Of_Higher_Level	No_cce Conducted_Higher	Higher average Yield(Kg/Ha)	Synthetic Yield
27	YADGIRI	Shahapur	DORANALLI	Hobli	Bengal Gram	IRR	1098			Taluk Level	4	445.84	
28	YADGIRI	Shahapur	GOGI	Hobli	Bengal Gram	IRR	82					418.00	Y
29	YADGIRI	Shahapur	SHAHAPURA	Hobli	Bengal Gram	IRR	288					709.00	Y
30	YADGIRI	Shahapur	DORANALLI	Hobli	Bengal Gram	RF	1749					432.00	Y
31	YADGIRI	Shahapur	GOGI	Hobli	Bengal Gram	RF	121					378.00	Y
32	YADGIRI	Shahapur	SHAHAPURA	Hobli	Bengal Gram	RF	1642					719.00	Y
33	YADGIRI	Shahapur	DORANALLI	Hobli	PADDY	IRR	34					2358.00	Y
34	YADGIRI	Shahapur	GOGI	Hobli	PADDY	IRR	0			District Level	10	4392.88	
35	YADGIRI	Shahapur	SHAHAPURA	Hobli	PADDY	IRR	147					2734.00	Y
36	YADGIRI	Shahapur	DORANALLI	Hobli	Safflower	RF	0			District Level	22	641.23	
37	YADGIRI	Shahapur	GOGI	Hobli	Safflower	RF	0			District Level	22	641.23	
38	YADGIRI	Shahapur	SHAHAPURA	Hobli	Safflower	RF	0			District Level	22	641.23	
39	YADGIRI	Shahapur	DORANALLI	Hobli	Sorghum (Jowar/Great Millet)	IRR	373			Taluk Level	17	1597.24	

Government of Karnataka
Directorate of Economics and Statistics
Hobli Level Average Yield data for Rabi season 2016-17

S.N	District	Taluk	Insurance Unit (hobli/ GP)	GP/HOB LI	Crop	IRR- RF	Area_ Sown_ Ha	No_ CCE_ Conduc ted	Average Yield(Kg/Ha)	Name_ Of_ Higher_ L_ evel	No_ cce_ Conduc ted_ Hig her	Higher average Yield(Kg/Ha)	Synthetic Yield
40	YADGIRI	Shahapur	GOGI	Hobli	Sorghum (Jowar/Great Millet)	IRR	462			Taluk Level	17	1597.24	
41	YADGIRI	Shahapur	SHAHAPURA	Hobli	Sorghum (Jowar/Great Millet)	IRR	204			Taluk Level	17	1597.24	
42	YADGIRI	Shahapur	DORANALLI	Hobli	SUNFLOWER	IRR	0			Taluk Level	6	820.36	
43	YADGIRI	Shahapur	GOGI	Hobli	SUNFLOWER	IRR	0			Taluk Level	6	820.36	
44	YADGIRI	Shahapur	SHAHAPURA	Hobli	SUNFLOWER	IRR	3			Taluk Level	6	820.36	
45	YADGIRI	Shahapur	DORANALLI	Hobli	SUNFLOWER	RF	0			State Level	261	298.67	
46	YADGIRI	Shahapur	GOGI	Hobli	SUNFLOWER	RF	0			State Level	261	298.67	
47	YADGIRI	Shahapur	SHAHAPURA	Hobli	SUNFLOWER	RF	0			State Level	261	298.67	
48	YADGIRI	Shahapur	DORANALLI	Hobli	Wheat	IRR	4			Taluk Level	5	1819.24	
49	YADGIRI	Shahapur	GOGI	Hobli	Wheat	IRR	19			Taluk Level	5	1819.24	
50	YADGIRI	Shahapur	SHAHAPURA	Hobli	Wheat	IRR	19			Taluk Level	5	1819.24	
51	YADGIRI	Shahapur	DORANALLI	Hobli	Wheat	RF	0			District Level	12	934.05	
52	YADGIRI	Shahapur	GOGI	Hobli	Wheat	RF	0			District Level	12	934.05	

②

Government of Karnataka
Directorate of Economics and Statistics
Hobli Level Average Yield data for Rabi season 2016-17

S.N	District	Taluk	Insurance Unit (hobli/ GP)	GP/HOB LI	Crop	IRR_RF	Area_Sown_Ha	No_CCE_Conducted	Average Yield(Kg/Ha)	Name_Of_Higher_Level	No_cce_Conducted_Higher	Higher average Yield(Kg/Ha)	Synthetic Yield
53	YADGIRI	Shahapur	SHAHAPURA	Hobli	Wheat	RF	0			District Level	12	934.05	
54	YADGIRI	Shorapur	KAKKERA	Hobli	Bengal Gram	IRR	5					721.00	Y
55	YADGIRI	Shorapur	KEMBHAVI	Hobli	Bengal Gram	IRR	27					738.00	Y
56	YADGIRI	Shorapur	SHORAPURA	Hobli	Bengal Gram	IRR	13					540.00	Y
57	YADGIRI	Shorapur	KAKKERA	Hobli	Bengal Gram	RF	1112					733.00	Y
58	YADGIRI	Shorapur	KEMBHAVI	Hobli	Bengal Gram	RF	1172					745.00	Y
59	YADGIRI	Shorapur	SHORAPURA	Hobli	Bengal Gram	RF	1169					362.00	Y
60	YADGIRI	Shorapur	KAKKERA	Hobli	Safflower	RF	0			Taluk Level	2	451.71	
61	YADGIRI	Shorapur	KEMBHAVI	Hobli	Safflower	RF	3					323.00	Y
62	YADGIRI	Shorapur	SHORAPURA	Hobli	Safflower	RF	0			Taluk Level	2	451.71	
63	YADGIRI	Shorapur	KAKKERA	Hobli	Sorghum (Jowar/Great Millet)	IRR	63					1552.00	Y
64	YADGIRI	Shorapur	KEMBHAVI	Hobli	Sorghum (Jowar/Great Millet)	IRR	33					1127.00	Y
65	YADGIRI	Shorapur	SHORAPURA	Hobli	Sorghum (Jowar/Great Millet)	IRR	95					1033.00	Y

Government of Karnataka
Directorate of Economics and Statistics
Hobli Level Average Yield data for Rabi season 2016-17

S.N	District	Taluk	Insurance Unit (hobli/ GP)	GP/HOB LI	Crop	IRR_ RF	Area_ Sown_ Ha	No_ CCE_ Conduc ted	Average Yield(Kg/Ha)	Name_ Of_ Higher_ L_ evel	No_ cce_ Conduc ted_ Hig her	Higher average Yield(Kg/Ha)	Synthetic Yield
66	YADGIRI	Shorapur	KAKKERA	Hobli	SUNFLOWER	IRR	0			District Level	6	820.36	
67	YADGIRI	Shorapur	KEMBHAVI	Hobli	SUNFLOWER	IRR	0			District Level	6	820.36	
68	YADGIRI	Shorapur	SHORAPURA	Hobli	SUNFLOWER	IRR	0			District Level	6	820.36	
69	YADGIRI	Shorapur	KAKKERA	Hobli	SUNFLOWER	RF	0			State Level	261	298.67	
70	YADGIRI	Shorapur	KEMBHAVI	Hobli	SUNFLOWER	RF	2					351.00	Y
71	YADGIRI	Shorapur	SHORAPURA	Hobli	SUNFLOWER	RF	0			State Level	261	298.67	
72	YADGIRI	Shorapur	SHORAPURA	Hobli	Wheat	IRR	4			Taluk Level	2	1693.04	
73	YADGIRI	Shorapur	KAKKERA	Hobli	Wheat	RF	0			Taluk Level	4	913.02	
74	YADGIRI	Shorapur	KEMBHAVI	Hobli	Wheat	RF	21					908.00	Y
75	YADGIRI	Shorapur	SHORAPURA	Hobli	Wheat	RF	0			Taluk Level	4	913.02	
76	YADGIRI	Vadagera	HAIYYALA B	Hobli	Bengal Gram	IRR	1					718.00	Y
77	YADGIRI	Vadagera	VADAGERA	Hobli	Bengal Gram	IRR	22					799.00	Y
78	YADGIRI	Vadagera	HAIYYALA B	Hobli	Bengal Gram	RF	1093					413.00	Y

②/

Government of Karnataka
Directorate of Economics and Statistics
Hobli Level Average Yield data for Rabi season 2016-17

S.N	District	Taluk	Insurance Unit (hobli/ GP)	GP/HOB LI	Crop	IRR_RF	Area_Sown_Ha	No_CCE_Conducted	Average Yield(Kg/Ha)	Name_Of_Higher_Level	No_cce_Conducted_Higher	Higher average Yield(Kg/Ha)	Synthetic Yield
79	YADGIRI	Vadagera	VADAGERA	Hobli	Bengal Gram	RF	914					531.00	Y
80	YADGIRI	Vadagera	HAIYYALA B	Hobli	PADDY	IRR	0			Taluk Level	8	4735.89	
81	YADGIRI	Vadagera	VADAGERA	Hobli	PADDY	IRR	115					1856.00	Y
82	YADGIRI	Vadagera	HAIYYALA B	Hobli	Safflower	RF	0			Taluk Level	2	1287.38	
83	YADGIRI	Vadagera	VADAGERA	Hobli	Safflower	RF	15					574.00	Y
84	YADGIRI	Vadagera	HAIYYALA B	Hobli	Sorghum (Jowar/Great Millet)	IRR	131					1510.00	Y
85	YADGIRI	Vadagera	VADAGERA	Hobli	Sorghum (Jowar/Great Millet)	IRR	138					1587.00	Y
86	YADGIRI	Vadagera	HAIYYALA B	Hobli	SUNFLOWER	IRR	0			District Level	6	820.36	
87	YADGIRI	Vadagera	VADAGERA	Hobli	SUNFLOWER	IRR	0			District Level	6	820.36	
88	YADGIRI	Vadagera	HAIYYALA B	Hobli	SUNFLOWER	RF	0			State Level	261	298.67	
89	YADGIRI	Vadagera	VADAGERA	Hobli	SUNFLOWER	RF	0			State Level	261	298.67	
90	YADGIRI	Vadagera	HAIYYALA B	Hobli	Wheat	IRR	0			District Level	17	1215.47	
91	YADGIRI	Vadagera	HAIYYALA B	Hobli	Wheat	RF	0			District Level	12	934.05	

57

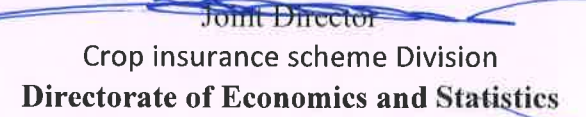
Government of Karnataka
Directorate of Economics and Statistics
Hobli Level Average Yield data for Rabi season 2016-17

S.N	District	Taluk	Insurance Unit (hobli/ GP)	GP/HOBLI	Crop	IRR/RF	Area_Sown_Ha	No_CCE_Conducted	Average Yield(Kg/Ha)	Name_Of_Higher_Level	No_cce_Conducted_Higher	Higher average Yield(Kg/Ha)	Synthetic Yield
92	YADGIRI	Vadagera	VADAGERA	Hobli	Wheat	RF	0			District Level	12	934.05	
93	YADGIRI	Yadgir	BALICHAKRA	Hobli	Bengal Gram	RF	94					1009.00	Y
94	YADGIRI	Yadgir	HATTIKUNI	Hobli	Bengal Gram	RF	0			Taluk Level	10	1162.98	
95	YADGIRI	Yadgir	SAIDAPORA	Hobli	Bengal Gram	RF	74					908.00	Y
96	YADGIRI	Yadgir	YADAGIRI	Hobli	Bengal Gram	RF	0			Taluk Level	10	1162.98	
97	YADGIRI	Yadgir	HATTIKUNI	Hobli	Horse Gram (kulthi/kultha)	RF	0			District Level	4	334.10	
98	YADGIRI	Yadgir	BALICHAKRA	Hobli	PADDY	IRR	0			Taluk Level	2	3020.84	
99	YADGIRI	Yadgir	HATTIKUNI	Hobli	PADDY	IRR	6					2566.00	Y
100	YADGIRI	Yadgir	SAIDAPORA	Hobli	PADDY	IRR	0			Taluk Level	2	3020.84	
101	YADGIRI	Yadgir	YADAGIRI	Hobli	PADDY	IRR	0			Taluk Level	2	3020.84	
102	YADGIRI	Yadgir	BALICHAKRA	Hobli	Safflower	RF	0			Taluk Level	2	338.79	
103	YADGIRI	Yadgir	HATTIKUNI	Hobli	Safflower	RF	0			Taluk Level	2	338.79	
104	YADGIRI	Yadgir	SAIDAPORA	Hobli	Safflower	RF	6			Taluk Level	2	338.79	

8/

Government of Karnataka
Directorate of Economics and Statistics
Hobli Level Average Yield data for Rabi season 2016-17

S.N	District	Taluk	Insurance Unit (hobli/ GP)	GP/HOB LI	Crop	IRR_ RF	Area_ Sown_ Ha	No_CCE _Conduc ted	Average Yield(Kg/Ha)	Name_Of _Higher_L evel	No_cce Conduc ted_Hig her	Higher average Yield(Kg/Ha)	Synthetic Yield
105	YADGIRI	Yadgir	YADAGIRI	Hobli	Safflower	RF	0			Taluk Level	2	338.79	
106	YADGIRI	Yadgir	SAIDAPORA	Hobli	SUNFLOWER	RF	0			State Level	261	298.67	
107	YADGIRI	Yadgir	YADAGIRI	Hobli	SUNFLOWER	RF	0			State Level	261	298.67	


Joint Director
Crop insurance scheme Division
Directorate of Economics and Statistics

