

**Government of Karnataka**  
**Directorate of Economics and Statistics**  
**Hobli Level Average Yield data for Kharif season 2017-18**

S.N	District	Taluk	Insurance Unit (hobli/ GP)	GP/HOBLI	Crop	IRR_RF	Area_Sown_Ha	No_CCE_Conducted	Average Yield(Kg/Ha)	Name_Of_Higher_Level	No_cce_Conducted_Higher	Higher average Yield(Kg/Ha)	Synthetic Yield
1	Bagalkot	Badami	BADAMI	Hobli	Green Gram (Moong Bean/ Moong)	RF	2900	10	72.98				
2	Bagalkot	Badami	KERURA	Hobli	Green Gram (Moong Bean/ Moong)	RF	9070	10	189.56				
3	Bagalkot	Badami	KULAGERI	Hobli	Green Gram (Moong Bean/ Moong)	RF	900	10	203.01				
4	Bagalkot	Badami	BADAMI	Hobli	GROUNDNUT	IRR	5			Taluk Level	22	1360.09	
5	Bagalkot	Badami	BADAMI	Hobli	GROUNDNUT	RF	150			Taluk Level	26	903.41	
6	Bagalkot	Badami	KERURA	Hobli	GROUNDNUT	IRR	10	10	1568.96				
7	Bagalkot	Badami	KERURA	Hobli	GROUNDNUT	RF	280	10	790.99				
8	Bagalkot	Badami	KULAGERI	Hobli	GROUNDNUT	IRR	35	10	1245.00				
9	Bagalkot	Badami	KULAGERI	Hobli	GROUNDNUT	RF	82	10	835.49				
10	Bagalkot	Badami	BADAMI	Hobli	Horse Gram (kulthi/kultha)	RF	0			Taluk Level	14	1102.96	
11	Bagalkot	Badami	KERURA	Hobli	Horse Gram (kulthi/kultha)	RF	120			Taluk Level	14	1102.96	
12	Bagalkot	Badami	KULAGERI	Hobli	Horse Gram (kulthi/kultha)	RF	56			Taluk Level	14	1102.96	
13	Bagalkot	Badami	BADAMI	Hobli	Maize (Makka)	RF	949	10	3602.44				
14	Bagalkot	Badami	KERURA	Hobli	Maize (Makka)	RF	380	10	2843.89				
15	Bagalkot	Badami	KULAGERI	Hobli	Maize (Makka)	RF	1130	10	3525.91				
16	Bagalkot	Badami	BADAMI	Hobli	Onion	IRR	738	10	16275.56				

**Government of Karnataka**  
**Directorate of Economics and Statistics**  
**Hobli Level Average Yield data for Kharif season 2017-18**

S.N	District	Taluk	Insurance Unit (hobli/ GP)	GP/HOBLI	Crop	IRR_RF	Area_Sown_Ha	No_CCE_Conducted	Average Yield(Kg/Ha)	Name_Of_Higher_Level	No_cce Conducted_Higher	Higher average Yield(Kg/Ha)	Synthetic Yield
17	Bagalkot	Badami	BADAMI	Hobli	Onion	RF	122	10	10707.54				
18	Bagalkot	Badami	KERURA	Hobli	Onion	IRR	1710	10	31224.00				
19	Bagalkot	Badami	KERURA	Hobli	Onion	RF	270			Taluk Level	24	12137.74	
20	Bagalkot	Badami	KULAGERI	Hobli	Onion	IRR	1305	10	26624.15				
21	Bagalkot	Badami	KULAGERI	Hobli	Onion	RF	220	10	10441.04				
22	Bagalkot	Badami	BADAMI	Hobli	Pearl Millet (Bajra/Bulrush Millet/Spiked Millet)	IRR	35	10	2768.44				
23	Bagalkot	Badami	KERURA	Hobli	Pearl Millet (Bajra/Bulrush Millet/Spiked Millet)	IRR	140	10	1559.88				
24	Bagalkot	Badami	KULAGERI	Hobli	Pearl Millet (Bajra/Bulrush Millet/Spiked Millet)	IRR	65			Taluk Level	28	2106.16	
25	Bagalkot	Badami	BADAMI	Hobli	Pigeon pea (red gram/arhar/tur)	RF	580	10	714.88				
26	Bagalkot	Badami	KERURA	Hobli	Pigeon pea (red gram/arhar/tur)	RF	925	10	774.12				
27	Bagalkot	Badami	KULAGERI	Hobli	Pigeon pea (red gram/arhar/tur)	IRR	20			Taluk Level	6	1224.83	
28	Bagalkot	Badami	KULAGERI	Hobli	Pigeon pea (red gram/arhar/tur)	RF	425			Taluk Level	28	801.32	
29	Bagalkot	Badami	KERURA	Hobli	Red Chillies	RF	125			Taluk Level	2	1816.24	
30	Bagalkot	Badami	BADAMI	Hobli	Sesame (Gingelly/Til)/Sesamu	RF	13			Taluk Level	6	1998.42	



**Government of Karnataka**  
**Directorate of Economics and Statistics**  
**Hobli Level Average Yield data for Kharif season 2017-18**

S.N	District	Taluk	Insurance Unit (hobli/ GP)	GP/HOBLI	Crop	IRR_RF	Area_Sown_Ha	No_CCE_Conducted	Average Yield(Kg/Ha)	Name_Of_Higher_Level	No_cce Conducted_Higher	Higher average Yield(Kg/Ha)	Synthetic Yield
31	Bagalkot	Badami	KULAGERI	Hobli	Sesame (Gingelly/Til)/Sesamu	RF	62			Taluk Level	6	1998.42	
32	Bagalkot	Badami	BADAMI	Hobli	Sorghum (Jowar/Great Millet)	IRR	75			Taluk Level	16	4972.58	
33	Bagalkot	Badami	BADAMI	Hobli	Sorghum (Jowar/Great Millet)	RF	70			Taluk Level	21	2386.50	
34	Bagalkot	Badami	KERURA	Hobli	Sorghum (Jowar/Great Millet)	IRR	10			Taluk Level	16	4972.58	
35	Bagalkot	Badami	KERURA	Hobli	Sorghum (Jowar/Great Millet)	RF	10			Taluk Level	21	2386.50	
36	Bagalkot	Badami	KULAGERI	Hobli	Sorghum (Jowar/Great Millet)	IRR	95			Taluk Level	16	4972.58	
37	Bagalkot	Badami	KULAGERI	Hobli	Sorghum (Jowar/Great Millet)	RF	15			Taluk Level	21	2386.50	
38	Bagalkot	Badami	BADAMI(H)	Hobli	Sugarcane(Irrigated)	IRR			26940.00				
39	Bagalkot	Badami	KERURA(H)	Hobli	Sugarcane(Irrigated)	IRR			85788.00				
40	Bagalkot	Badami	KULAGERI(H)	Hobli	Sugarcane(Irrigated)	IRR						72942.07	
41	Bagalkot	Badami	BADAMI	Hobli	SUNFLOWER	IRR	260			Taluk Level	28	1918.34	
42	Bagalkot	Badami	BADAMI	Hobli	SUNFLOWER	RF	375			Taluk Level	27	940.43	
43	Bagalkot	Badami	KERURA	Hobli	SUNFLOWER	IRR	75			Taluk Level	28	1918.34	
44	Bagalkot	Badami	KERURA	Hobli	SUNFLOWER	RF	1455	10	1000.70				
45	Bagalkot	Badami	KULAGERI	Hobli	SUNFLOWER	IRR	115	10	2303.28				
46	Bagalkot	Badami	KULAGERI	Hobli	SUNFLOWER	RF	385	10	1089.93				
47	Bagalkot	Bagalkot	BAGALAKOTA	Hobli	GROUNDNUT	RF	1			Taluk Level	10	918.31	
48	Bagalkot	Bagalkot	KALADAGI	Hobli	GROUNDNUT	RF	2			Taluk Level	10	918.31	

**Government of Karnataka**  
**Directorate of Economics and Statistics**  
**Hobli Level Average Yield data for Kharif season 2017-18**

S.N	District	Taluk	Insurance Unit (hobli/ GP)	GP/HOBLI	Crop	IRR_RF	Area_Sown_Ha	No_CCE_Conducted	Average Yield(Kg/Ha)	Name_Of_Higher_Level	No_cce_Conducted_Higher	Higher average Yield(Kg/Ha)	Synthetic Yield
49	Bagalkot	Bagalkot	SEETIMANI	Hobli	GROUNDNUT	RF	0			Taluk Level	10	918.31	
50	Bagalkot	Bagalkot	SEETIMANI	Hobli	Horse Gram (kulthi/kultha)	RF	0			District Level	20	976.86	
51	Bagalkot	Bagalkot	BAGALAKOTA	Hobli	Onion	IRR	1175	10	15432.00				
52	Bagalkot	Bagalkot	BAGALAKOTA	Hobli	Onion	RF	358	10	3752.00				
53	Bagalkot	Bagalkot	KALADAGI	Hobli	Onion	IRR	688	10	17140.00				
54	Bagalkot	Bagalkot	KALADAGI	Hobli	Onion	RF	18			Taluk Level	14	4382.86	
55	Bagalkot	Bagalkot	SEETIMANI	Hobli	Onion	IRR	374	10	14660.00				
56	Bagalkot	Bagalkot	BAGALAKOTA	Hobli	Pearl Millet (Bajra/Bulrush Millet/Spiked Millet)	IRR	65	10	2300.92				
57	Bagalkot	Bagalkot	BAGALAKOTA	Hobli	Pearl Millet (Bajra/Bulrush Millet/Spiked Millet)	RF	1485	10	1691.80				
58	Bagalkot	Bagalkot	KALADAGI	Hobli	Pearl Millet (Bajra/Bulrush Millet/Spiked Millet)	IRR	625	10	2558.81				
59	Bagalkot	Bagalkot	KALADAGI	Hobli	Pearl Millet (Bajra/Bulrush Millet/Spiked Millet)	RF	1555	10	1997.04				
60	Bagalkot	Bagalkot	SEETIMANI	Hobli	Pearl Millet (Bajra/Bulrush Millet/Spiked Millet)	IRR	665	10	2553.14				
61	Bagalkot	Bagalkot	SEETIMANI	Hobli	Pearl Millet (Bajra/Bulrush Millet/Spiked Millet)	RF	889	10	1176.49				
62	Bagalkot	Bagalkot	BAGALAKOTA	Hobli	Pigeon pea (red gram/arhar/tur)	RF	1895			Taluk Level	29	859.78	

**Government of Karnataka**  
**Directorate of Economics and Statistics**  
**Hobli Level Average Yield data for Kharif season 2017-18**

S.N	District	Taluk	Insurance Unit (hobli/ GP)	GP/HOBLI	Crop	IRR_RF	Area_Sown_Ha	No_CCE_Conducted	Average Yield(Kg/Ha)	Name_Of_Higher_Level	No_cce Conducted_Higher	Higher average Yield(Kg/Ha)	Synthetic Yield
63	Bagalkot	Bagalkot	KALADAGI	Hobli	Pigeon pea (red gram/arhar/tur)	RF	425	10	760.34				
64	Bagalkot	Bagalkot	SEETIMANI	Hobli	Pigeon pea (red gram/arhar/tur)	RF	1015	10	749.22				
65	Bagalkot	Bagalkot	KALADAGI	Hobli	Red Chillies	IRR	24			Taluk Level	4	336.97	
66	Bagalkot	Bagalkot	SEETIMANI	Hobli	Red Chillies	IRR	0			Taluk Level	4	336.97	
67	Bagalkot	Bagalkot	BAGALAKOTA	Hobli	SUNFLOWER	IRR	475			Taluk Level	29	2016.25	
68	Bagalkot	Bagalkot	BAGALAKOTA	Hobli	SUNFLOWER	RF	2130	10	672.51				
69	Bagalkot	Bagalkot	KALADAGI	Hobli	SUNFLOWER	IRR	80	10	2096.23				
70	Bagalkot	Bagalkot	KALADAGI	Hobli	SUNFLOWER	RF	60	10	1210.17				
71	Bagalkot	Bagalkot	SEETIMANI	Hobli	SUNFLOWER	IRR	955	10	2261.23				
72	Bagalkot	Bagalkot	SEETIMANI	Hobli	SUNFLOWER	RF	1820			Taluk Level	29	1029.48	
73	Bagalkot	Bilagi	ANAGAVADI	Hobli	Green Gram (Moong Bean/ Moong)	RF	125	10	149.56				
74	Bagalkot	Bilagi	BEELAGI	Hobli	Green Gram (Moong Bean/ Moong)	RF	125			Taluk Level	18	120.01	
75	Bagalkot	Bilagi	ANAGAVADI	Hobli	GROUNDNUT	IRR	0			Taluk Level	4	1588.36	
76	Bagalkot	Bilagi	BEELAGI	Hobli	GROUNDNUT	IRR	20			Taluk Level	4	1588.36	
77	Bagalkot	Bilagi	ANAGAVADI	Hobli	Onion	IRR	370	10	23685.28				
78	Bagalkot	Bilagi	BEELAGI	Hobli	Onion	IRR	272	10	26960.00				

81

**Government of Karnataka**  
**Directorate of Economics and Statistics**  
**Hobli Level Average Yield data for Kharif season 2017-18**

S.N	District	Taluk	Insurance Unit (hobli/ GP)	GP/HOBLI	Crop	IRR_RF	Area_Sown_Ha	No_CCE_Conducted	Average Yield(Kg/Ha)	Name_Of_Higher_Level	No_cce Conducted_Higher	Higher average Yield(Kg/Ha)	Synthetic Yield
79	Bagalkot	Bilagi	ANAGAVADI	Hobli	Pearl Millet (Bajra/Bulrush Millet/Spiked Millet)	IRR	385	10	2774.23				
80	Bagalkot	Bilagi	ANAGAVADI	Hobli	Pearl Millet (Bajra/Bulrush Millet/Spiked Millet)	RF	442	10	1649.13				
81	Bagalkot	Bilagi	BEELAGI	Hobli	Pearl Millet (Bajra/Bulrush Millet/Spiked Millet)	IRR	415	10	2670.87				
82	Bagalkot	Bilagi	BEELAGI	Hobli	Pearl Millet (Bajra/Bulrush Millet/Spiked Millet)	RF	758	10	866.19				
83	Bagalkot	Bilagi	ANAGAVADI	Hobli	Red Chillies	IRR	59			Taluk Level	7	952.85	
84	Bagalkot	Bilagi	ANAGAVADI	Hobli	Sorghum (Jowar/Great Millet)	IRR	0			District Level	47	4020.31	
85	Bagalkot	Bilagi	ANAGAVADI(H)	Hobli	Sugarcane(Irrigated)	IRR			74528.00				
86	Bagalkot	Bilagi	BEELAGI(H)	Hobli	Sugarcane(Irrigated)	IRR			58589.20				
87	Bagalkot	Bilagi	ANAGAVADI	Hobli	SUNFLOWER	IRR	260	10	1191.02				
88	Bagalkot	Bilagi	ANAGAVADI	Hobli	SUNFLOWER	RF	113	10	668.99				
89	Bagalkot	Bilagi	BEELAGI	Hobli	SUNFLOWER	IRR	240	10	1756.60				
90	Bagalkot	Bilagi	BEELAGI	Hobli	SUNFLOWER	RF	207	10	1452.73				
91	Bagalkot	Guledagudda	GULEDAGUDDA	Hobli	Green Gram (Moong Bean/ Moong)	RF	5617			Taluk Level	7	169.50	
92	Bagalkot	Guledagudda	GULEDAGUDDA	Hobli	GROUNDNUT	RF	144	10	830.33				
93	Bagalkot	Guledagudda	GULEDAGUDDA	Hobli	Horse Gram (kulthi/kultha)	RF	54			Taluk Level	6	682.63	

**Government of Karnataka**  
**Directorate of Economics and Statistics**  
**Hobli Level Average Yield data for Kharif season 2017-18**

S.N	District	Taluk	Insurance Unit (hobli/ GP)	GP/HOBLI	Crop	IRR_RF	Area_Sown_Ha	No_CCE_Conducted	Average Yield(Kg/Ha)	Name_Of_Higher_Level	No_cce Conducted_Higher	Higher average Yield(Kg/Ha)	Synthetic Yield
94	Bagalkot	Guledagudda	GULEDAGUDDA	Hobli	Maize (Makka)	RF	495	10	3494.90				
95	Bagalkot	Guledagudda	GULEDAGUDDA	Hobli	Onion	IRR	1115	10	23943.33				
96	Bagalkot	Guledagudda	GULEDAGUDDA	Hobli	Onion	RF	185	10	7906.67				
97	Bagalkot	Guledagudda	GULEDAGUDDA	Hobli	Pearl Millet (Bajra/Bulrush Millet/Spiked Millet)	IRR	250	10	1925.67				
98	Bagalkot	Guledagudda	GULEDAGUDDA	Hobli	Pigeon pea (red gram/arhar/tur)	RF	570	10	411.03				
99	Bagalkot	Guledagudda	GULEDAGUDDA	Hobli	Sorghum (Jowar/Great Millet)	IRR	20	10	4010.96				
100	Bagalkot	Guledagudda	GULEDAGUDDA	Hobli	Sorghum (Jowar/Great Millet)	RF	5			Taluk Level	9	1870.85	
101	Bagalkot	Guledagudda	GULEDAGUDDA(H)	Hobli	Sugarcane(Irrigated)	IRR			44688.00				
102	Bagalkot	Guledagudda	GULEDAGUDDA	Hobli	SUNFLOWER	IRR	265	10	1952.61				
103	Bagalkot	Guledagudda	GULEDAGUDDA	Hobli	SUNFLOWER	RF	1135	10	1150.36				
104	Bagalkot	Hungund	AMEENAGADA	Hobli	GROUNDNUT	RF	40	10	464.54				
105	Bagalkot	Hungund	HUNAGUNDA	Hobli	GROUNDNUT	RF	65			Taluk Level	18	711.97	
106	Bagalkot	Hungund	KARADI	Hobli	GROUNDNUT	RF	0			Taluk Level	18	711.97	
107	Bagalkot	Hungund	AMEENAGADA	Hobli	Maize (Makka)	IRR	1588	10	3990.56				
108	Bagalkot	Hungund	AMEENAGADA	Hobli	Maize (Makka)	RF	255			Taluk Level	8	2048.39	
109	Bagalkot	Hungund	HUNAGUNDA	Hobli	Maize (Makka)	IRR	1372	10	5083.61				
110	Bagalkot	Hungund	HUNAGUNDA	Hobli	Maize (Makka)	RF	0			Taluk Level	8	2048.39	

**Government of Karnataka**  
**Directorate of Economics and Statistics**  
**Hobli Level Average Yield data for Kharif season 2017-18**

S.N	District	Taluk	Insurance Unit (hobli/ GP)	GP/HOBLI	Crop	IRR_RF	Area_Sown_Ha	No_CCE_Conducted	Average Yield(Kg/Ha)	Name_Of_Higher_Level	No_cce_Conducted_Higher	Higher average Yield(Kg/Ha)	SyntheticYield
111	Bagalkot	Hungund	KARADI	Hobli	Maize (Makka)	IRR	152	10	4797.63				
112	Bagalkot	Hungund	KARADI	Hobli	Maize (Makka)	RF	0			Taluk Level	8	2048.39	
113	Bagalkot	Hungund	AMEENAGADA	Hobli	Onion	IRR	2470	10	13605.00				
114	Bagalkot	Hungund	AMEENAGADA	Hobli	Onion	RF	50	10	9043.05				
115	Bagalkot	Hungund	HUNAGUNDA	Hobli	Onion	IRR	2800	10	21271.33				
116	Bagalkot	Hungund	HUNAGUNDA	Hobli	Onion	RF	10	10	14488.33				
117	Bagalkot	Hungund	KARADI	Hobli	Onion	IRR	980	10	9380.00				
118	Bagalkot	Hungund	KARADI	Hobli	Onion	RF	30	10	10677.12				
119	Bagalkot	Hungund	AMEENAGADA	Hobli	Pearl Millet (Bajra/Bulrush Millet/Spiked Millet)	IRR	5	10	2364.23				
120	Bagalkot	Hungund	AMEENAGADA	Hobli	Pearl Millet (Bajra/Bulrush Millet/Spiked Millet)	RF	765			Taluk Level	29	664.04	
121	Bagalkot	Hungund	HUNAGUNDA	Hobli	Pearl Millet (Bajra/Bulrush Millet/Spiked Millet)	IRR	534			Taluk Level	19	1945.34	
122	Bagalkot	Hungund	HUNAGUNDA	Hobli	Pearl Millet (Bajra/Bulrush Millet/Spiked Millet)	RF	678	10	246.50				
123	Bagalkot	Hungund	KARADI	Hobli	Pearl Millet (Bajra/Bulrush Millet/Spiked Millet)	RF	483	10	1010.56				
124	Bagalkot	Hungund	AMEENAGADA	Hobli	Pigeon pea (red gram/arhar/tur)	RF	3296	10	645.71				

**Government of Karnataka**  
**Directorate of Economics and Statistics**  
**Hobli Level Average Yield data for Kharif season 2017-18**

S.N	District	Taluk	Insurance Unit (hobli/ GP)	GP/HOBLI	Crop	IRR_RF	Area_Sown_Ha	No_CCE_Conducted	Average Yield(Kg/Ha)	Name_Of_Higher_Level	No_cce_Conducted_Higher	Higher average Yield(Kg/Ha)	Synthetic Yield
125	Bagalkot	Hungund	HUNAGUNDA	Hobli	Pigeon pea (red gram/arhar/tur)	RF	2515	10	567.36				
126	Bagalkot	Hungund	KARADI	Hobli	Pigeon pea (red gram/arhar/tur)	RF	2729	10	797.11				
127	Bagalkot	Hungund	AMEENAGADA	Hobli	Sesame (Gingelly/Til)/Sesamu	RF	39	10	725.56				
128	Bagalkot	Hungund	AMEENAGADA	Hobli	Sorghum (Jowar/Great Millet)	IRR	12			Taluk Level	17	3511.32	
129	Bagalkot	Hungund	AMEENAGADA	Hobli	Sorghum (Jowar/Great Millet)	RF	30			Taluk Level	4	910.04	
130	Bagalkot	Hungund	HUNAGUNDA	Hobli	Sorghum (Jowar/Great Millet)	IRR	7			Taluk Level	17	3511.32	
131	Bagalkot	Hungund	KARADI	Hobli	Sorghum (Jowar/Great Millet)	IRR	1			Taluk Level	17	3511.32	
132	Bagalkot	Hungund	AMEENAGADA(H)	Hobli	Sugarcane(Irrigated)	IRR			76480.00				
133	Bagalkot	Hungund	AMEENAGADA	Hobli	SUNFLOWER	IRR	1865	10	1454.03				
134	Bagalkot	Hungund	HUNAGUNDA	Hobli	SUNFLOWER	IRR	405	10	1365.29				
135	Bagalkot	Hungund	KARADI	Hobli	SUNFLOWER	IRR	298	10	1587.32				
136	Bagalkot	Illikal	ILAKALLA	Hobli	GROUNDNUT	RF	10			Taluk Level	6	845.67	
137	Bagalkot	Illikal	ILAKALLA	Hobli	Maize (Makka)	IRR	5			Taluk Level	6	4478.06	
138	Bagalkot	Illikal	ILAKALLA	Hobli	Onion	IRR	1200	10	15531.67				
139	Bagalkot	Illikal	ILAKALLA	Hobli	Onion	RF	10	10	11333.33				
140	Bagalkot	Illikal	ILAKALLA	Hobli	Pearl Millet (Bajra/Bulrush Millet/Spiked Millet)	RF	574	10	1034.15				

**Government of Karnataka**  
**Directorate of Economics and Statistics**  
**Hobli Level Average Yield data for Kharif season 2017-18**

S.N	District	Taluk	Insurance Unit (hobli/ GP)	GP/HOBLI	Crop	IRR_RF	Area_Sown_Ha	No_CCE_Conducted	Average Yield(Kg/Ha)	Name_Of_Higher_Level	No_cce Conducted_Higher	Higher average Yield(Kg/Ha)	Synthetic Yield
141	Bagalkot	Illkal	ILAKALLA	Hobli	Pigeon pea (red gram/arhar/tur)	RF	3295	10	1183.08				
142	Bagalkot	Illkal	ILAKALLA	Hobli	Sesame (Gingelly/Til)/Sesamu	RF	85	10	839.53				
143	Bagalkot	Illkal	ILAKALLA	Hobli	Sorghum (Jowar/Great Millet)	IRR	1			Taluk Level	4	2397.80	
144	Bagalkot	Illkal	ILAKALLA	Hobli	SUNFLOWER	IRR	5			Taluk Level	7	1908.16	
145	Bagalkot	Jamakhandi	SAVALAGI	Hobli	Black Gram (urd bean)	RF	1353	10	92.78				
146	Bagalkot	Jamakhandi	JAMAKHANDI	Hobli	Green Gram (Moong Bean/ Moong)	RF	108	10	122.32				
147	Bagalkot	Jamakhandi	SAVALAGI	Hobli	Green Gram (Moong Bean/ Moong)	RF	179	10	50.31				
148	Bagalkot	Jamakhandi	JAMAKHANDI	Hobli	GROUNDNUT	RF	2			Taluk Level	20	415.53	
149	Bagalkot	Jamakhandi	SAVALAGI	Hobli	GROUNDNUT	IRR	83	10	930.54				
150	Bagalkot	Jamakhandi	SAVALAGI	Hobli	GROUNDNUT	RF	183			Taluk Level	20	415.53	
151	Bagalkot	Jamakhandi	TERADALA	Hobli	GROUNDNUT	IRR	19	10	682.42				
152	Bagalkot	Jamakhandi	TERADALA	Hobli	GROUNDNUT	RF	16			Taluk Level	20	415.53	
153	Bagalkot	Jamakhandi	SAVALAGI	Hobli	Horse Gram (kulthi/kultha)	RF	0			District Level	20	976.86	
154	Bagalkot	Jamakhandi	SAVALAGI	Hobli	Maize (Makka)	RF	0			District Level	48	3147.05	
155	Bagalkot	Jamakhandi	JAMAKHANDI	Hobli	Onion	IRR	64	10	18978.00				
156	Bagalkot	Jamakhandi	SAVALAGI	Hobli	Onion	IRR	113	10	25004.00				



**Government of Karnataka**  
**Directorate of Economics and Statistics**  
**Hobli Level Average Yield data for Kharif season 2017-18**

S.N	District	Taluk	Insurance Unit (hobli/ GP)	GP/HOBLI	Crop	IRR_RF	Area_Sown_Ha	No_CCE_Conducted	Average Yield(Kg/Ha)	Name_Of_Higher_Level	No_cce Conducted_Higher	Higher average Yield(Kg/Ha)	Synthetic Yield
157	Bagalkot	Jamakhandi	TERADALA	Hobli	Onion	IRR	72	10	16116.94				
158	Bagalkot	Jamakhandi	JAMAKHANDI	Hobli	Pearl Millet (Bajra/Bulrush Millet/Spiked Millet)	RF	0			District Level	275	1418.09	
159	Bagalkot	Jamakhandi	SAVALAGI	Hobli	Pearl Millet (Bajra/Bulrush Millet/Spiked Millet)	RF	0			District Level	275	1418.09	
160	Bagalkot	Jamakhandi	SAVALAGI	Hobli	Pigeon pea (red gram/arhar/tur)	RF	2955	10	464.33				
161	Bagalkot	Jamakhandi	JAMAKHANDI	Hobli	Soybean (bhat)	IRR	23	10	1535.55				
162	Bagalkot	Jamakhandi	SAVALAGI	Hobli	Soybean (bhat)	IRR	0			Taluk Level	20	1764.60	
163	Bagalkot	Jamakhandi	TERADALA	Hobli	Soybean (bhat)	IRR	509	10	1993.65				
164	Bagalkot	Jamakhandi	TERADALA	Hobli	Soybean (bhat)	RF	28	10	448.30				
165	Bagalkot	Jamakhandi	JAMAKHANDI(H)	Hobli	Sugarcane(Irrigated)	IRR			107720.00				
166	Bagalkot	Jamakhandi	SAVALAGI(H)	Hobli	Sugarcane(Irrigated)	IRR			96470.00				
167	Bagalkot	Jamakhandi	TERADALA(H)	Hobli	Sugarcane(Irrigated)	IRR			120482.88				
168	Bagalkot	Jamakhandi	JAMAKHANDI	Hobli	SUNFLOWER	IRR	67	10	639.13				
169	Bagalkot	Jamakhandi	JAMAKHANDI	Hobli	SUNFLOWER	RF	3	10	368.20				
170	Bagalkot	Jamakhandi	SAVALAGI	Hobli	SUNFLOWER	IRR	0			Taluk Level	20	656.42	
171	Bagalkot	Jamakhandi	SAVALAGI	Hobli	SUNFLOWER	RF	0			Taluk Level	10	368.20	
172	Bagalkot	Jamakhandi	TERADALA	Hobli	SUNFLOWER	IRR	66	10	673.70				

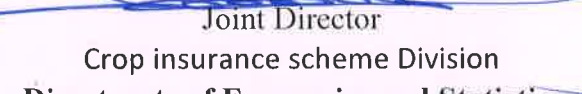
**Government of Karnataka**  
**Directorate of Economics and Statistics**  
**Hobli Level Average Yield data for Kharif season 2017-18**

S.N	District	Taluk	Insurance Unit (hobli/ GP)	GP/HOBLI	Crop	IRR_RF	Area_Sown_Ha	No_CCE_Conducted	Average Yield(Kg/Ha)	Name_Of_Higher_Level	No_cce Conducted_Higher	Higher average Yield(Kg/Ha)	Synthetic Yield
173	Bagalkot	Jamakhandi	JAMAKHANDI	Hobli	Turmeric	NS	131	10	27232.00				
174	Bagalkot	Jamakhandi	SAVALAGI	Hobli	Turmeric	NS	169	10	25364.00				
175	Bagalkot	Jamakhandi	TERADALA	Hobli	Turmeric	NS	1912	10	27118.00				
176	Bagalkot	Mudhol	LOKAPURA	Hobli	Green Gram (Moong Bean/ Moong)	RF	223	10	88.03				
177	Bagalkot	Mudhol	MUDHOLA	Hobli	Green Gram (Moong Bean/ Moong)	RF	15	10	121.20				
178	Bagalkot	Mudhol	LOKAPURA	Hobli	GROUNDNUT	RF	43	10	114.17				
179	Bagalkot	Mudhol	LOKAPURA	Hobli	Onion	IRR	3108	10	18629.36				
180	Bagalkot	Mudhol	LOKAPURA	Hobli	Onion	RF	0			District Level	88	10081.26	
181	Bagalkot	Mudhol	MUDHOLA	Hobli	Onion	IRR	598	10	13800.00				
182	Bagalkot	Mudhol	LOKAPURA	Hobli	Pearl Millet (Bajra/Bulrush Millet/Spiked Millet)	IRR	54	10	1199.60				
183	Bagalkot	Mudhol	LOKAPURA	Hobli	Pearl Millet (Bajra/Bulrush Millet/Spiked Millet)	RF	30	10	501.57				
184	Bagalkot	Mudhol	MUDHOLA	Hobli	Pearl Millet (Bajra/Bulrush Millet/Spiked Millet)	RF	49	10	556.43				
185	Bagalkot	Mudhol	LOKAPURA	Hobli	Pigeon pea (red gram/arhar/tur)	RF	72	10	175.29				
186	Bagalkot	Mudhol	LOKAPURA	Hobli	Soybean (bhat)	IRR	58	10	1135.19				
187	Bagalkot	Mudhol	MUDHOLA	Hobli	Soybean (bhat)	IRR	176			Taluk Level	16	1056.78	

9/

**Government of Karnataka**  
**Directorate of Economics and Statistics**  
**Hobli Level Average Yield data for Kharif season 2017-18**

S.N	District	Taluk	Insurance Unit (hobli/ GP)	GP/HOBLI	Crop	IRR_RF	Area_Sown_Ha	No_CCE_Conducted	Average Yield(Kg/Ha)	Name_Of_Higher_Level	No_cce_Conducted_Higher	Higher average Yield(Kg/Ha)	Synthetic Yield
188	Bagalkot	Mudhol	LOKAPURA(H)	Hobli	Sugarcane(Irrigated)	IRR						111669.37	
189	Bagalkot	Mudhol	MUDHOLA(H)	Hobli	Sugarcane(Irrigated)	IRR			160162.00				
190	Bagalkot	Mudhol	LOKAPURA	Hobli	SUNFLOWER	IRR	15	10	1967.22				
191	Bagalkot	Mudhol	LOKAPURA	Hobli	SUNFLOWER	RF	7			Taluk Level	4	933.26	
192	Bagalkot	Mudhol	MUDHOLA	Hobli	SUNFLOWER	IRR	0			Taluk Level	10	1967.22	
193	Bagalkot	Mudhol	MUDHOLA	Hobli	Turmeric	NS	1833	10	23144.00				

  
Joint Director  
Crop insurance scheme Division  
**Directorate of Economics and Statistics**



**Government of Karnataka**  
**Directorate of Economics and Statistics**  
**Hobli Level Average Yield data for Kharif season 2017-18**

S.N	District	Taluk	Insurance Unit (hobli/ GP)	GP/HOBLI	Crop	IRR_RF	Area_Sown_Ha	No_CCE_Conducted	Average Yield(Kg/Ha)	Name_Of_Higher_Level	No_cce_Conducted_Higher	Higher average Yield(Kg/Ha)	Synthetic Yield
1	Ballari	Ballari	BALLARI	Hobli	COTTON	IRR	1112	10	343.61				
2	Ballari	Ballari	BALLARI	Hobli	COTTON	RF	408	10	150.05				
3	Ballari	Ballari	KOLURU	Hobli	COTTON	IRR	7511	10	1210.63				
4	Ballari	Ballari	MOKA	Hobli	COTTON	IRR	3148			Taluk Level	38	799.81	
5	Ballari	Ballari	RUPANAGUDI	Hobli	COTTON	IRR	2631	10	809.05				
6	Ballari	Ballari	BALLARI	Hobli	GROUNDNUT	RF	7			Taluk Level	24	2124.11	
7	Ballari	Ballari	MOKA	Hobli	GROUNDNUT	RF	88	10	1143.80				
8	Ballari	Ballari	RUPANAGUDI	Hobli	GROUNDNUT	RF	99	10	3442.79				
9	Ballari	Ballari	BALLARI	Hobli	Horse Gram (kulthi/kultha)	RF	45			Taluk Level	4	1109.32	
10	Ballari	Ballari	BALLARI	Hobli	Maize (Makka)	IRR	697	10	4005.42				
11	Ballari	Ballari	KOLURU	Hobli	Maize (Makka)	IRR	840			Taluk Level	26	4532.07	
12	Ballari	Ballari	MOKA	Hobli	Maize (Makka)	IRR	5			Taluk Level	26	4532.07	
13	Ballari	Ballari	RUPANAGUDI	Hobli	Maize (Makka)	IRR	813			Taluk Level	26	4532.07	
14	Ballari	Ballari	BALLARI	Hobli	Navane	RF	335	10	431.11				
15	Ballari	Ballari	KOLURU	Hobli	Navane	RF	27			Taluk Level	20	636.73	
16	Ballari	Ballari	MOKA	Hobli	Navane	RF	0			Taluk Level	20	636.73	
17	Ballari	Ballari	RUPANAGUDI	Hobli	Navane	RF	5			Taluk Level	20	636.73	

**Government of Karnataka**  
**Directorate of Economics and Statistics**  
**Hobli Level Average Yield data for Kharif season 2017-18**

S.N	District	Taluk	Insurance Unit (hobli/ GP)	GP/HOBLI	Crop	IRR_RF	Area_Sown_Ha	No_CCE_Conducted	Average Yield(Kg/Ha)	Name_Of_Higher_Level	No_cce Conducted_Higher	Higher average Yield(Kg/Ha)	Synthetic Yield
18	Ballari	Ballari	BALLARI	Hobli	Pearl Millet (Bajra/Bulrush Millet/Spiked Millet)	IRR	15			Taluk Level	12	2062.85	
19	Ballari	Ballari	BALLARI	Hobli	Pearl Millet (Bajra/Bulrush Millet/Spiked Millet)	RF	328	10	1014.22				
20	Ballari	Ballari	KOLURU	Hobli	Pearl Millet (Bajra/Bulrush Millet/Spiked Millet)	IRR	24			Taluk Level	12	2062.85	
21	Ballari	Ballari	KOLURU	Hobli	Pearl Millet (Bajra/Bulrush Millet/Spiked Millet)	RF	6			Taluk Level	16	1001.82	
22	Ballari	Ballari	MOKA	Hobli	Pearl Millet (Bajra/Bulrush Millet/Spiked Millet)	IRR	0			Taluk Level	12	2062.85	
23	Ballari	Ballari	RUPANAGUDI	Hobli	Pearl Millet (Bajra/Bulrush Millet/Spiked Millet)	IRR	2			Taluk Level	12	2062.85	
24	Ballari	Ballari	RUPANAGUDI	Hobli	Pearl Millet (Bajra/Bulrush Millet/Spiked Millet)	RF	5			Taluk Level	16	1001.82	
25	Ballari	Ballari	BALLARI	Hobli	Pigeon pea (red gram/arhar/tur)	RF	144			Taluk Level	13	338.19	
26	Ballari	Ballari	KOLURU	Hobli	Pigeon pea (red gram/arhar/tur)	IRR	1023	10	1512.60				
27	Ballari	Ballari	KOLURU	Hobli	Pigeon pea (red gram/arhar/tur)	RF	1			Taluk Level	13	338.19	
28	Ballari	Ballari	MOKA	Hobli	Pigeon pea (red gram/arhar/tur)	IRR	14			Taluk Level	12	1334.62	



**Government of Karnataka**  
**Directorate of Economics and Statistics**  
**Hobli Level Average Yield data for Kharif season 2017-18**

S.N	District	Taluk	Insurance Unit (hobli/ GP)	GP/HOBLI	Crop	IRR_RF	Area_Sown_Ha	No_CCE_Conducted	Average Yield(Kg/Ha)	Name_Of_Higher_Level	No_cce Conducted_Higher	Higher average Yield(Kg/Ha)	Synthetic Yield
29	Ballari	Ballari	MOKA	Hobli	Pigeon pea (red gram/arhar/tur)	RF	0			Taluk Level	13	338.19	
30	Ballari	Ballari	RUPANAGUDI	Hobli	Pigeon pea (red gram/arhar/tur)	IRR	5			Taluk Level	12	1334.62	
31	Ballari	Ballari	RUPANAGUDI	Hobli	Pigeon pea (red gram/arhar/tur)	RF	6			Taluk Level	13	338.19	
32	Ballari	Ballari	BALLARI	Hobli	Red Chillies	IRR	1175	10	4294.35				
33	Ballari	Ballari	KOLURU	Hobli	Red Chillies	IRR	6149	10	3945.49				
34	Ballari	Ballari	MOKA	Hobli	Red Chillies	IRR	2310	10	4593.56				
35	Ballari	Ballari	RUPANAGUDI	Hobli	Red Chillies	IRR	1263	10	3416.25				
36	Ballari	Ballari	BALLARI	Hobli	Sorghum (Jowar/Great Millet)	RF	0			District Level	177	1908.95	
37	Ballari	Ballari	KOLURU	Hobli	Sorghum (Jowar/Great Millet)	IRR	0			District Level	156	3496.84	
38	Ballari	Ballari	MOKA	Hobli	Sorghum (Jowar/Great Millet)	IRR	0			District Level	156	3496.84	
39	Ballari	Ballari	MOKA	Hobli	Sorghum (Jowar/Great Millet)	RF	0			District Level	177	1908.95	
40	Ballari	Ballari	RUPANAGUDI	Hobli	Sorghum (Jowar/Great Millet)	IRR	0			District Level	156	3496.84	
41	Ballari	Ballari	BALLARI	Hobli	SUNFLOWER	IRR	0			Taluk Level	2	6135.08	
42	Ballari	Ballari	BALLARI	Hobli	SUNFLOWER	RF	2			Taluk Level	2	747.56	
43	Ballari	Ballari	MOKA	Hobli	SUNFLOWER	IRR	6			Taluk Level	2	6135.08	
44	Ballari	Ballari	MOKA	Hobli	SUNFLOWER	RF	0			Taluk Level	2	747.56	

**Government of Karnataka**  
**Directorate of Economics and Statistics**  
**Hobli Level Average Yield data for Kharif season 2017-18**

S.N	District	Taluk	Insurance Unit (hobli/ GP)	GP/HOBLI	Crop	IRR_RF	Area_Sown_Ha	No_CCE_Conducted	Average Yield(Kg/Ha)	Name_Of_Higher_Level	No_cce_Conducted_Higher	Higher average Yield(Kg/Ha)	Synthetic Yield
45	Ballari	Ballari	RUPANAGUDI	Hobli	SUNFLOWER	IRR	0			Taluk Level	2	6135.08	
46	Ballari	Ballari	RUPANAGUDI	Hobli	SUNFLOWER	RF	0			Taluk Level	2	747.56	
47	Ballari	hadagli	HADAGALI	Hobli	COTTON	IRR	352	10	508.41				
48	Ballari	hadagli	HADAGALI	Hobli	COTTON	RF	0			Taluk Level	10	150.86	
49	Ballari	hadagli	HIREHADAGALI	Hobli	COTTON	IRR	6			Taluk Level	14	497.54	
50	Ballari	hadagli	HIREHADAGALI	Hobli	COTTON	RF	0			Taluk Level	10	150.86	
51	Ballari	hadagli	ITTIGI	Hobli	COTTON	RF	33	10	150.86				
52	Ballari	hadagli	HADAGALI	Hobli	Green Gram (Moong Bean/ Moong)	RF	0			State Level	3156	292.41	
53	Ballari	hadagli	HIREHADAGALI	Hobli	Green Gram (Moong Bean/ Moong)	RF	0			State Level	3156	292.41	
54	Ballari	hadagli	ITTIGI	Hobli	Green Gram (Moong Bean/ Moong)	RF	0			State Level	3156	292.41	
55	Ballari	hadagli	HADAGALI	Hobli	GROUNDNUT	IRR	401	10	1917.30				
56	Ballari	hadagli	HADAGALI	Hobli	GROUNDNUT	RF	533	10	972.20				
57	Ballari	hadagli	HIREHADAGALI	Hobli	GROUNDNUT	RF	508	10	1186.23				
58	Ballari	hadagli	ITTIGI	Hobli	GROUNDNUT	IRR	185	10	964.55				
59	Ballari	hadagli	ITTIGI	Hobli	GROUNDNUT	RF	584	10	856.25				
60	Ballari	hadagli	HADAGALI	Hobli	Horse Gram (kultu/kultha)	RF	0			Taluk Level	10	633.50	



**Government of Karnataka**  
**Directorate of Economics and Statistics**  
**Hobli Level Average Yield data for Kharif season 2017-18**

S.N	District	Taluk	Insurance Unit (hobli/ GP)	GP/HOBLI	Crop	IRR_RF	Area So wn_Ha	No_CCE Conducted	Average Yield(Kg/Ha)	Name Of Higher Level	No_cce Conducted_Higher	Higher average Yield(Kg/Ha)	Synthetic Yield
61	Ballari	hadagli	HIREHADAGALI	Hobli	Horse Gram (kulthi/kultha)	RF	50	10	633.50				
62	Ballari	hadagli	ITTIGI	Hobli	Horse Gram (kulthi/kultha)	RF	0			Taluk Level	10	633.50	
63	Ballari	hadagli	HADAGALI	Hobli	Navane	RF	102	10	467.75				
64	Ballari	hadagli	HIREHADAGALI	Hobli	Navane	RF	73	10	466.60				
65	Ballari	hadagli	ITTIGI	Hobli	Navane	RF	138			Taluk Level	28	604.81	
66	Ballari	hadagli	HADAGALI	Hobli	Onion	IRR	148	10	12003.08				
67	Ballari	hadagli	HADAGALI	Hobli	Onion	RF	3			Taluk Level	12	7175.93	
68	Ballari	hadagli	HIREHADAGALI	Hobli	Onion	IRR	85	10	16400.00				
69	Ballari	hadagli	HIREHADAGALI	Hobli	Onion	RF	0			Taluk Level	12	7175.93	
70	Ballari	hadagli	ITTIGI	Hobli	Onion	IRR	289	10	18724.00				
71	Ballari	hadagli	ITTIGI	Hobli	Onion	RF	416	10	6811.11				
72	Ballari	hadagli	HADAGALI	Hobli	PADDY	IRR	2048	10	4299.47				
73	Ballari	hadagli	HIREHADAGALI	Hobli	PADDY	IRR	1482	10	6148.45				
74	Ballari	hadagli	HADAGALI	Hobli	Pearl Millet (Bajra/Bulrush Millet/Spiked Millet)	IRR	9			Taluk Level	4	2827.97	
75	Ballari	hadagli	HADAGALI	Hobli	Pearl Millet (Bajra/Bulrush Millet/Spiked Millet)	RF	1670	10	1988.63				
76	Ballari	hadagli	HIREHADAGALI	Hobli	Pearl Millet (Bajra/Bulrush Millet/Spiked Millet)	RF	134	10	1499.94				

**Government of Karnataka**  
**Directorate of Economics and Statistics**  
**Hobli Level Average Yield data for Kharif season 2017-18**

S.N	District	Taluk	Insurance Unit (hobli/ GP)	GP/HOBLI	Crop	IRR RF	Area_Sown_Ha	No_CCE_Conducted	Average Yield(Kg/Ha)	Name_Of_Higher_Level	No_cce_Conducted_Higher	Higher average Yield(Kg/Ha)	Synthetic Yield
77	Ballari	hadagli	ITTIGI	Hobli	Pearl Millet (Bajra/Bulrush Millet/Spiked Millet)	RF	514	10	1456.39				
78	Ballari	hadagli	HADAGALI	Hobli	Pigeon pea (red gram/arhar/tur)	RF	647	10	846.07				
79	Ballari	hadagli	HIREHADAGALI	Hobli	Pigeon pea (red gram/arhar/tur)	RF	922	10	407.58				
80	Ballari	hadagli	ITTIGI	Hobli	Pigeon pea (red gram/arhar/tur)	RF	659	10	647.65				
81	Ballari	hadagli	HADAGALI	Hobli	RAGI	RF	251	10	1510.00				
82	Ballari	hadagli	HIREHADAGALI	Hobli	RAGI	RF	145	10	1151.28				
83	Ballari	hadagli	HADAGALI	Hobli	Sesame (Gingelly/Til)/Sesamu	RF	0			District Level	22	1992.55	
84	Ballari	hadagli	HIREHADAGALI	Hobli	Sesame (Gingelly/Til)/Sesamu	RF	0			District Level	22	1992.55	
85	Ballari	hadagli	HADAGALI	Hobli	Sorghum (Jowar/Great Millet)	IRR	244			Taluk Level	28	2911.67	
86	Ballari	hadagli	HADAGALI	Hobli	Sorghum (Jowar/Great Millet)	RF	376	10	2129.16				
87	Ballari	hadagli	HIREHADAGALI	Hobli	Sorghum (Jowar/Great Millet)	IRR	344	10	3234.89				
88	Ballari	hadagli	HIREHADAGALI	Hobli	Sorghum (Jowar/Great Millet)	RF	1419	10	2091.46				
89	Ballari	hadagli	ITTIGI	Hobli	Sorghum (Jowar/Great Millet)	IRR	147	10	2587.53				
90	Ballari	hadagli	ITTIGI	Hobli	Sorghum (Jowar/Great Millet)	RF	227	10	1994.85				
91	Ballari	hadagli	HADAGALI	Hobli	SUNFLOWER	IRR	227	10	1610.84				
92	Ballari	hadagli	HADAGALI	Hobli	SUNFLOWER	RF	183	10	883.38				

9/1

**Government of Karnataka**  
**Directorate of Economics and Statistics**  
**Hobli Level Average Yield data for Kharif season 2017-18**

S.N	District	Taluk	Insurance Unit (hobli/ GP)	GP/HOBLI	Crop	IRR_RF	Area_Sown_Ha	No_CCE_Conducted	Average Yield(Kg/Ha)	Name_Of_Higher_Level	No_cce_Conducted_Higher	Higher average Yield(Kg/Ha)	Synthetic Yield
93	Ballari	hadagli	HIREHADAGALI	Hobli	SUNFLOWER	IRR	0			Taluk Level	20	1400.19	
94	Ballari	hadagli	HIREHADAGALI	Hobli	SUNFLOWER	RF	563	10	773.94				
95	Ballari	hadagli	ITTIGI	Hobli	SUNFLOWER	IRR	167	10	1189.55				
96	Ballari	hadagli	ITTIGI	Hobli	SUNFLOWER	RF	522	10	865.41				
97	Ballari	HagariBommanna Halli	HAMPASAGARA	Hobli	COTTON	IRR	78			Taluk Level	16	357.65	
98	Ballari	HagariBommanna Halli	KOGALI	Hobli	COTTON	IRR	70			Taluk Level	16	357.65	
99	Ballari	HagariBommanna Halli	TAMBRAHALLI	Hobli	COTTON	IRR	143			Taluk Level	16	357.65	
100	Ballari	HagariBommanna Halli	HAMPASAGARA	Hobli	Green Gram (Moong Bean/ Moong)	RF	0			State Level	3156	292.41	
101	Ballari	HagariBommanna Halli	HAGARIBOMMANA HALLI	Hobli	GROUNDNUT	IRR	0			Taluk Level	26	2114.19	
102	Ballari	HagariBommanna Halli	HAGARIBOMMANA HALLI	Hobli	GROUNDNUT	RF	3310	10	1513.32				
103	Ballari	HagariBommanna Halli	HAMPASAGARA	Hobli	GROUNDNUT	IRR	89	10	1967.91				
104	Ballari	HagariBommanna Halli	HAMPASAGARA	Hobli	GROUNDNUT	RF	2122	10	1446.52				
105	Ballari	HagariBommanna Halli	KOGALI	Hobli	GROUNDNUT	IRR	149			Taluk Level	26	2114.19	
106	Ballari	HagariBommanna Halli	KOGALI	Hobli	GROUNDNUT	RF	1977	10	1188.23				
107	Ballari	HagariBommanna Halli	TAMBRAHALLI	Hobli	GROUNDNUT	IRR	186	10	2279.26				
108	Ballari	HagariBommanna Halli	TAMBRAHALLI	Hobli	GROUNDNUT	RF	389	10	1813.26				
109	Ballari	HagariBommanna Halli	HAGARIBOMMANA HALLI	Hobli	Horse Gram (kulthi/kultha)	RF	73			Taluk Level	22	888.99	

**Government of Karnataka**  
**Directorate of Economics and Statistics**  
**Hobli Level Average Yield data for Kharif season 2017-18**

S.N	District	Taluk	Insurance Unit (hobli/ GP)	GP/HOBLI	Crop	IRR_RF	Area_Sown_Ha	No_CCE_Conducted	Average Yield(Kg/Ha)	Name_Of_Higher_Level	No_cce_Conducted_Higher	Higher average Yield(Kg/Ha)	SyntheticYield
110	Ballari	HagariBommanna Halli	HAMPASAGARA	Hobli	Horse Gram (kulthi/kultha)	RF	142			Taluk Level	22	888.99	
111	Ballari	HagariBommanna Halli	KOGALI	Hobli	Horse Gram (kulthi/kultha)	RF	24			Taluk Level	22	888.99	
112	Ballari	HagariBommanna Halli	TAMBRAHALLI	Hobli	Horse Gram (kulthi/kultha)	RF	79			Taluk Level	22	888.99	
113	Ballari	HagariBommanna Halli	HAGARIBOMMANA HALLI	Hobli	Navane	RF	772			Taluk Level	32	542.36	
114	Ballari	HagariBommanna Halli	HAMPASAGARA	Hobli	Navane	RF	640			Taluk Level	32	542.36	
115	Ballari	HagariBommanna Halli	KOGALI	Hobli	Navane	RF	724			Taluk Level	32	542.36	
116	Ballari	HagariBommanna Halli	TAMBRAHALLI	Hobli	Navane	RF	476	10	678.31				
117	Ballari	HagariBommanna Halli	HAMPASAGARA	Hobli	Onion	IRR	111	10	20955.24				
118	Ballari	HagariBommanna Halli	KOGALI	Hobli	Onion	IRR	303	10	18184.00				
119	Ballari	HagariBommanna Halli	KOGALI	Hobli	Onion	RF	372	10	7366.67				
120	Ballari	HagariBommanna Halli	TAMBRAHALLI	Hobli	Onion	IRR	240	10	19054.80				
121	Ballari	HagariBommanna Halli	HAGARIBOMMANA HALLI	Hobli	PADDY	IRR	17			Taluk Level	28	6874.26	
122	Ballari	HagariBommanna Halli	HAMPASAGARA	Hobli	PADDY	IRR	419	10	8419.51				
123	Ballari	HagariBommanna Halli	KOGALI	Hobli	PADDY	IRR	28			Taluk Level	28	6874.26	
124	Ballari	HagariBommanna Halli	TAMBRAHALLI	Hobli	PADDY	IRR	171	10	7795.15				
125	Ballari	HagariBommanna Halli	HAGARIBOMMANA HALLI	Hobli	Pearl Millet (Bajra/Bulrush Millet/Spiked Millet)	IRR	0			District Level	46	2072.81	
126	Ballari	HagariBommanna Halli	HAGARIBOMMANA HALLI	Hobli	Pearl Millet (Bajra/Bulrush Millet/Spiked Millet)	RF	3416	10	1823.41				



**Government of Karnataka**  
**Directorate of Economics and Statistics**  
**Hobli Level Average Yield data for Kharif season 2017-18**

S.N	District	Taluk	Insurance Unit (hobli/ GP)	GP/HOBLI	Crop	IRR_RF	Area So wn_Ha	No_CCE Conducte d	Average Yield(Kg/Ha)	Name Of Higher_Le vel	No_cce Conduct ed_High er	Higher average Yield(Kg/Ha)	SyntheticY ield
127	Ballari	HagariBommanna Halli	HAMPASAGARA	Hobli	Pearl Millet (Bajra/Bulrush Millet/Spiked Millet)	RF	2660	10	2146.69				
128	Ballari	HagariBommanna Halli	KOGALI	Hobli	Pearl Millet (Bajra/Bulrush Millet/Spiked Millet)	RF	2485			Taluk Level	36	2419.06	
129	Ballari	HagariBommanna Halli	TAMBRAHALLI	Hobli	Pearl Millet (Bajra/Bulrush Millet/Spiked Millet)	RF	1540	10	3027.30				
130	Ballari	HagariBommanna Halli	HAGARIBOMMANA HALLI	Hobli	Pigeon pea (red gram/arhar/tur)	RF	486			Taluk Level	36	906.81	
131	Ballari	HagariBommanna Halli	HAMPASAGARA	Hobli	Pigeon pea (red gram/arhar/tur)	RF	658	10	1133.42				
132	Ballari	HagariBommanna Halli	KOGALI	Hobli	Pigeon pea (red gram/arhar/tur)	RF	260	10	872.57				
133	Ballari	HagariBommanna Halli	TAMBRAHALLI	Hobli	Pigeon pea (red gram/arhar/tur)	IRR	5			Taluk Level	6	1112.73	
134	Ballari	HagariBommanna Halli	TAMBRAHALLI	Hobli	Pigeon pea (red gram/arhar/tur)	RF	197	10	889.97				
135	Ballari	HagariBommanna Halli	HAGARIBOMMANA HALLI	Hobli	RAGI	RF	790			Taluk Level	15	1527.25	
136	Ballari	HagariBommanna Halli	KOGALI	Hobli	RAGI	RF	590			Taluk Level	15	1527.25	
137	Ballari	HagariBommanna Halli	HAGARIBOMMANA HALLI	Hobli	Red Chillies	IRR	84	10	3369.67				
138	Ballari	HagariBommanna Halli	HAMPASAGARA	Hobli	Red Chillies	IRR	65	10	3868.85				
139	Ballari	HagariBommanna Halli	TAMBRAHALLI	Hobli	Red Chillies	IRR	179	10	3526.26				
140	Ballari	HagariBommanna Halli	KOGALI	Hobli	Sesame (Gingelly/Til)/Sesamya	RF	13			Taluk Level	4	1431.22	

9 of 24

**Government of Karnataka**  
**Directorate of Economics and Statistics**  
**Hobli Level Average Yield data for Kharif season 2017-18**

S.N	District	Taluk	Insurance Unit (hobli/ GP)	GP/HOBLI	Crop	IRR_RF	Area_Sown_Ha	No_CCE_Conducted	Average Yield(Kg/Ha)	Name_Of_Higher_Level	No_cce_Conducted_Higher	Higher average Yield(Kg/Ha)	Synthetic Yield
141	Ballari	HagariBommanna Halli	HAGARIBOMMANA HALLI	Hobli	Sorghum (Jowar/Great Millet)	IRR	86			Taluk Level	32	3329.52	
142	Ballari	HagariBommanna Halli	HAGARIBOMMANA HALLI	Hobli	Sorghum (Jowar/Great Millet)	RF	435			Taluk Level	30	2105.61	
143	Ballari	HagariBommanna Halli	HAMPASAGARA	Hobli	Sorghum (Jowar/Great Millet)	IRR	30	10	2992.10				
144	Ballari	HagariBommanna Halli	HAMPASAGARA	Hobli	Sorghum (Jowar/Great Millet)	RF	66			Taluk Level	30	2105.61	
145	Ballari	HagariBommanna Halli	KOGALI	Hobli	Sorghum (Jowar/Great Millet)	IRR	115	10	3930.87				
146	Ballari	HagariBommanna Halli	KOGALI	Hobli	Sorghum (Jowar/Great Millet)	RF	52			Taluk Level	30	2105.61	
147	Ballari	HagariBommanna Halli	TAMBRAHALLI	Hobli	Sorghum (Jowar/Great Millet)	IRR	38			Taluk Level	32	3329.52	
148	Ballari	HagariBommanna Halli	TAMBRAHALLI	Hobli	Sorghum (Jowar/Great Millet)	RF	71			Taluk Level	30	2105.61	
149	Ballari	HagariBommanna Halli	HAMPASAGARA(H)	Hobli	Sugarcane(Irrigated)	IRR			77304.00				
150	Ballari	HagariBommanna Halli	HAGARIBOMMANA HALLI	Hobli	SUNFLOWER	IRR	4			Taluk Level	12	1313.85	
151	Ballari	HagariBommanna Halli	HAGARIBOMMANA HALLI	Hobli	SUNFLOWER	RF	211	10	1238.02				
152	Ballari	HagariBommanna Halli	HAMPASAGARA	Hobli	SUNFLOWER	IRR	46			Taluk Level	12	1313.85	
153	Ballari	HagariBommanna Halli	HAMPASAGARA	Hobli	SUNFLOWER	RF	1633			Taluk Level	20	1047.97	
154	Ballari	HagariBommanna Halli	KOGALI	Hobli	SUNFLOWER	IRR	18			Taluk Level	12	1313.85	
155	Ballari	HagariBommanna Halli	KOGALI	Hobli	SUNFLOWER	RF	1868			Taluk Level	20	1047.97	
156	Ballari	HagariBommanna Halli	TAMBRAHALLI	Hobli	SUNFLOWER	IRR	2			Taluk Level	12	1313.85	
157	Ballari	Hosapete	KAMALAPURA	Hobli	COTTON	IRR	664	10	584.80				
158	Ballari	Hosapete	KAMALAPURA	Hobli	COTTON	RF	133	10	393.65				

**Government of Karnataka**  
**Directorate of Economics and Statistics**  
**Hobli Level Average Yield data for Kharif season 2017-18**

S.N	District	Taluk	Insurance Unit (hobli/ GP)	GP/HOBLI	Crop	IRR RF	Area_Sown_Ha	No_CCE_Conducted	Average Yield(Kg/Ha)	Name_Of_Higher_Level	No_cce_Conducted_Higher	Higher average Yield(Kg/Ha)	Synthetic Yield
159	Ballari	Hosapete	KAMPLI	Hobli	COTTON	IRR	424			Taluk Level	19	781.19	
160	Ballari	Hosapete	KAMPLI	Hobli	COTTON	RF	16	10	278.98				
161	Ballari	Hosapete	KAMPLI	Hobli	GROUNDNUT	IRR	8	10	2766.93				
162	Ballari	Hosapete	MARIYAMMANAHALLI	Hobli	GROUNDNUT	IRR	5	10	1834.93				
163	Ballari	Hosapete	MARIYAMMANAHALLI	Hobli	GROUNDNUT	RF	4	10	1534.18				
164	Ballari	Hosapete	KAMALAPURA	Hobli	Horse Gram (kulthi/kultha)	RF	3			Taluk Level	7	1548.63	
165	Ballari	Hosapete	MARIYAMMANAHALLI	Hobli	Horse Gram (kulthi/kultha)	RF	2			Taluk Level	7	1548.63	
166	Ballari	Hosapete	HOSAPETE	Hobli	Maize (Makka)	IRR	335	10	5458.65				
167	Ballari	Hosapete	HOSAPETE	Hobli	Maize (Makka)	RF	317	10	4357.13				
168	Ballari	Hosapete	KAMALAPURA	Hobli	Maize (Makka)	IRR	887			Taluk Level	39	5581.52	
169	Ballari	Hosapete	KAMALAPURA	Hobli	Maize (Makka)	RF	634	10	3597.20				
170	Ballari	Hosapete	KAMPLI	Hobli	Maize (Makka)	IRR	627	10	6607.17				
171	Ballari	Hosapete	KAMPLI	Hobli	Maize (Makka)	RF	0			Taluk Level	30	4193.05	
172	Ballari	Hosapete	MARIYAMMANAHALLI	Hobli	Maize (Makka)	IRR	507	10	5702.40				
173	Ballari	Hosapete	MARIYAMMANAHALLI	Hobli	Maize (Makka)	RF	2529	10	4624.82				
174	Ballari	Hosapete	HOSAPETE	Hobli	Navane	RF	7			Taluk Level	28	698.89	
175	Ballari	Hosapete	KAMALAPURA	Hobli	Navane	RF	809			Taluk Level	28	698.89	
176	Ballari	Hosapete	KAMPLI	Hobli	Navane	RF	10			Taluk Level	28	698.89	

**Government of Karnataka**  
**Directorate of Economics and Statistics**  
**Hobli Level Average Yield data for Kharif season 2017-18**

S.N	District	Taluk	Insurance Unit (hobli/ GP)	GP/HOBLI	Crop	IRR_RF	Area_Sown_Ha	No_CCE_Conducted	Average Yield(Kg/Ha)	Name_Of_Higher_Level	No_cce_Conducted_Higher	Higher average Yield(Kg/Ha)	Synthetic Yield
177	Ballari	Hosapete	MARIYAMMANAHALLI	Hobli	Navane	RF	3			Taluk Level	28	698.89	
178	Ballari	Hosapete	HOSAPETE	Hobli	Onion	IRR	40	10	13820.00				
179	Ballari	Hosapete	KAMALAPURA	Hobli	Onion	IRR	473			Taluk Level	15	12645.33	
180	Ballari	Hosapete	KAMALAPURA	Hobli	Onion	RF	0			District Level	28	7945.23	
181	Ballari	Hosapete	HOSAPETE	Hobli	Pearl Millet (Bajra/Bulrush Millet/Spiked Millet)	RF	25			Taluk Level	39	1912.87	
182	Ballari	Hosapete	KAMALAPURA	Hobli	Pearl Millet (Bajra/Bulrush Millet/Spiked Millet)	IRR	259			Taluk Level	8	1924.51	
183	Ballari	Hosapete	KAMALAPURA	Hobli	Pearl Millet (Bajra/Bulrush Millet/Spiked Millet)	RF	857	10	1516.07				
184	Ballari	Hosapete	KAMPLI	Hobli	Pearl Millet (Bajra/Bulrush Millet/Spiked Millet)	RF	27	10	1835.48				
185	Ballari	Hosapete	MARIYAMMANAHALLI	Hobli	Pearl Millet (Bajra/Bulrush Millet/Spiked Millet)	RF	778	10	2558.72				
186	Ballari	Hosapete	KAMALAPURA	Hobli	Pigeon pea (red gram/arhar/tur)	RF	20			Taluk Level	28	825.74	
187	Ballari	Hosapete	KAMPLI	Hobli	Pigeon pea (red gram/arhar/tur)	IRR	32	10	1472.03				
188	Ballari	Hosapete	KAMPLI	Hobli	Pigeon pea (red gram/arhar/tur)	RF	11	10	363.81				
189	Ballari	Hosapete	MARIYAMMANAHALLI	Hobli	Pigeon pea (red gram/arhar/tur)	RF	31	10	1609.69				



**Government of Karnataka**  
**Directorate of Economics and Statistics**  
**Hobli Level Average Yield data for Kharif season 2017-18**

S.N	District	Taluk	Insurance Unit (hobli/ GP)	GP/HOBLI	Crop	IRR_RF	Area_Sown_Ha	No_CCE_Conducted	Average Yield(Kg/Ha)	Name_Of_Higher_Level	No_cce Conducted_Higher	Higher average Yield(Kg/Ha)	Synthetic Yield
190	Ballari	Hosapete	MARIYAMMANAHALLI	Hobli	RAGI	RF	5			Taluk Level	4	1062.56	
191	Ballari	Hosapete	KAMALAPURA	Hobli	Red Chillies	IRR	434	10	3887.02				
192	Ballari	Hosapete	KAMALAPURA	Hobli	Red Chillies	RF	57	10	1739.31				
193	Ballari	Hosapete	KAMPLI	Hobli	Red Chillies	IRR	492	10	4400.40				
194	Ballari	Hosapete	MARIYAMMANAHALLI	Hobli	Sesame (Gingelly/Til)/Sesamu	RF	11			Taluk Level	8	1420.21	
195	Ballari	Hosapete	HOSAPETE	Hobli	Sorghum (Jowar/Great Millet)	IRR	24	10	3687.28				
196	Ballari	Hosapete	HOSAPETE	Hobli	Sorghum (Jowar/Great Millet)	RF	17			Taluk Level	24	2067.19	
197	Ballari	Hosapete	KAMALAPURA	Hobli	Sorghum (Jowar/Great Millet)	IRR	293			Taluk Level	28	3403.81	
198	Ballari	Hosapete	KAMALAPURA	Hobli	Sorghum (Jowar/Great Millet)	RF	27			Taluk Level	24	2067.19	
199	Ballari	Hosapete	KAMPLI	Hobli	Sorghum (Jowar/Great Millet)	IRR	0			Taluk Level	28	3403.81	
200	Ballari	Hosapete	MARIYAMMANAHALLI	Hobli	Sorghum (Jowar/Great Millet)	IRR	77	10	3362.64				
201	Ballari	Hosapete	MARIYAMMANAHALLI	Hobli	Sorghum (Jowar/Great Millet)	RF	796	10	2531.19				
202	Ballari	Hosapete	HOSAPETE(H)	Hobli	Sugarcane(Irrigated)	IRR			97702.00			95482.63	
203	Ballari	Hosapete	KAMALAPURA(H)	Hobli	Sugarcane(Irrigated)	IRR							
204	Ballari	Hosapete	HOSAPETE	Hobli	SUNFLOWER	RF	0			Taluk Level	12	1342.53	
205	Ballari	Hosapete	KAMALAPURA	Hobli	SUNFLOWER	IRR	7			Taluk Level	11	3384.64	
206	Ballari	Hosapete	KAMALAPURA	Hobli	SUNFLOWER	RF	8	10	1370.35				
207	Ballari	Hosapete	KAMPLI	Hobli	SUNFLOWER	IRR	5			Taluk Level	11	3384.64	

**Government of Karnataka**  
**Directorate of Economics and Statistics**  
**Hobli Level Average Yield data for Kharif season 2017-18**

S.N	District	Taluk	Insurance Unit (hobli/ GP)	GP/HOBLI	Crop	IRR_RF	Area_Sown_Ha	No_CCE_Conducted	Average Yield(Kg/Ha)	Name_Of_Higher_Level	No_cce_Conducted_Higher	Higher average Yield(Kg/Ha)	Synthetic Yield
208	Ballari	Hosapete	KAMPLI	Hobli	SUNFLOWER	RF	0			Taluk Level	12	1342.53	
209	Ballari	Hosapete	MARIYAMMANAHALLI	Hobli	SUNFLOWER	RF	2			Taluk Level	12	1342.53	
210	Ballari	Kudligi	GUDEKOTE	Hobli	COTTON	IRR	443	10	298.57				
211	Ballari	Kudligi	HOSAHALLI	Hobli	COTTON	IRR	254			Taluk Level	20	321.04	
212	Ballari	Kudligi	HOSAHALLI	Hobli	COTTON	RF	4			Taluk Level	7	342.75	
213	Ballari	Kudligi	KOTTURU	Hobli	COTTON	IRR	28			Taluk Level	20	321.04	
214	Ballari	Kudligi	KOTTURU	Hobli	COTTON	RF	170			Taluk Level	7	342.75	
215	Ballari	Kudligi	KUDLIGI	Hobli	COTTON	IRR	6			Taluk Level	20	321.04	
216	Ballari	Kudligi	KOTTURU	Hobli	Green Gram (Moong Bean/ Moong)	RF	0			State Level	3156	292.41	
217	Ballari	Kudligi	GUDEKOTE	Hobli	GROUNDNUT	IRR	25			Taluk Level	14	2208.60	
218	Ballari	Kudligi	GUDEKOTE	Hobli	GROUNDNUT	RF	18711	10	1419.03				
219	Ballari	Kudligi	HOSAHALLI	Hobli	GROUNDNUT	IRR	53			Taluk Level	14	2208.60	
220	Ballari	Kudligi	HOSAHALLI	Hobli	GROUNDNUT	RF	12697	10	1151.79				
221	Ballari	Kudligi	KOTTURU	Hobli	GROUNDNUT	IRR	5			Taluk Level	14	2208.60	
222	Ballari	Kudligi	KOTTURU	Hobli	GROUNDNUT	RF	4747	10	1456.30				
223	Ballari	Kudligi	KUDLIGI	Hobli	GROUNDNUT	IRR	2			Taluk Level	14	2208.60	
224	Ballari	Kudligi	KUDLIGI	Hobli	GROUNDNUT	RF	2802	10	1535.63				

**Government of Karnataka**  
**Directorate of Economics and Statistics**  
**Hobli Level Average Yield data for Kharif season 2017-18**

S.N	District	Taluk	Insurance Unit (hobli/ GP)	GP/HOBLI	Crop	IRR RF	Area So wn_Ha	No_CCE_Conducte d	Average Yield(Kg/Ha)	Name_Of_Higher_Le vel	No_cce Conduct ed_High er	Higher average Yield(Kg/Ha)	SyntheticY ield
225	Ballari	Kudligi	GUDEKOTE	Hobli	Horse Gram (kulthi/kultha)	RF	157			Taluk Level	28	1826.24	
226	Ballari	Kudligi	HOSAHALLI	Hobli	Horse Gram (kulthi/kultha)	RF	109	10	988.00				
227	Ballari	Kudligi	KOTTURU	Hobli	Horse Gram (kulthi/kultha)	RF	118	10	2211.19				
228	Ballari	Kudligi	KUDLIGI	Hobli	Horse Gram (kulthi/kultha)	RF	0			Taluk Level	28	1826.24	
229	Ballari	Kudligi	GUDEKOTE	Hobli	Navane	RF	1337	10	673.04				
230	Ballari	Kudligi	HOSAHALLI	Hobli	Navane	RF	1483	10	487.04				
231	Ballari	Kudligi	KOTTURU	Hobli	Navane	RF	330	10	348.38				
232	Ballari	Kudligi	KUDLIGI	Hobli	Navane	RF	16			Taluk Level	32	499.79	
233	Ballari	Kudligi	GUDEKOTE	Hobli	Onion	IRR	207			Taluk Level	34	17903.94	
234	Ballari	Kudligi	GUDEKOTE	Hobli	Onion	RF	0			Taluk Level	6	10448.10	
235	Ballari	Kudligi	HOSAHALLI	Hobli	Onion	IRR	294			Taluk Level	34	17903.94	
236	Ballari	Kudligi	HOSAHALLI	Hobli	Onion	RF	4			Taluk Level	6	10448.10	
237	Ballari	Kudligi	KOTTURU	Hobli	Onion	IRR	329	10	20538.00				
238	Ballari	Kudligi	KOTTURU	Hobli	Onion	RF	3			Taluk Level	6	10448.10	
239	Ballari	Kudligi	KUDLIGI	Hobli	Onion	IRR	74			Taluk Level	34	17903.94	
240	Ballari	Kudligi	KUDLIGI	Hobli	Onion	RF	0			Taluk Level	6	10448.10	
241	Ballari	Kudligi	GUDEKOTE	Hobli	PADDY	IRR	25			Taluk Level	6	5718.20	
242	Ballari	Kudligi	HOSAHALLI	Hobli	PADDY	IRR	0			Taluk Level	6	5718.20	

**Government of Karnataka**  
**Directorate of Economics and Statistics**  
**Hobli Level Average Yield data for Kharif season 2017-18**

S.N	District	Taluk	Insurance Unit (hobli/ GP)	GP/HOBLI	Crop	IRR_RF	Area_Sown_Ha	No_CCE_Conducted	Average Yield(Kg/Ha)	Name_Of_Higher_Level	No_cce_Conducted_Higher	Higher average Yield(Kg/Ha)	Synthetic Yield
243	Ballari	Kudligi	GUDEKOTE	Hobli	Pearl Millet (Bajra/Bulrush Millet/Spiked Millet)	RF	709			Taluk Level	35	1652.45	
244	Ballari	Kudligi	HOSAHALLI	Hobli	Pearl Millet (Bajra/Bulrush Millet/Spiked Millet)	RF	2834	10	1328.17				
245	Ballari	Kudligi	KOTTURU	Hobli	Pearl Millet (Bajra/Bulrush Millet/Spiked Millet)	IRR	5			Taluk Level	6	1802.90	
246	Ballari	Kudligi	KOTTURU	Hobli	Pearl Millet (Bajra/Bulrush Millet/Spiked Millet)	RF	2610			Taluk Level	35	1652.45	
247	Ballari	Kudligi	KUDLIGI	Hobli	Pearl Millet (Bajra/Bulrush Millet/Spiked Millet)	RF	546			Taluk Level	35	1652.45	
248	Ballari	Kudligi	GUDEKOTE	Hobli	Pigeon pea (red gram/arhar/tur)	IRR	29			Taluk Level	6	668.93	
249	Ballari	Kudligi	GUDEKOTE	Hobli	Pigeon pea (red gram/arhar/tur)	RF	746			Taluk Level	36	1158.13	
250	Ballari	Kudligi	HOSAHALLI	Hobli	Pigeon pea (red gram/arhar/tur)	RF	1118			Taluk Level	36	1158.13	
251	Ballari	Kudligi	KOTTURU	Hobli	Pigeon pea (red gram/arhar/tur)	RF	793	10	573.28				
252	Ballari	Kudligi	KUDLIGI	Hobli	Pigeon pea (red gram/arhar/tur)	IRR	0			Taluk Level	6	668.93	
253	Ballari	Kudligi	KUDLIGI	Hobli	Pigeon pea (red gram/arhar/tur)	RF	444	10	1871.20				
254	Ballari	Kudligi	GUDEKOTE	Hobli	RAGI	IRR	33			Taluk Level	8	2138.67	

(9/8)



**Government of Karnataka**  
**Directorate of Economics and Statistics**  
**Hobli Level Average Yield data for Kharif season 2017-18**

S.N	District	Taluk	Insurance Unit (hobli/ GP)	GP/HOBLI	Crop	IRR_RF	Area_Sown_Ha	No_CCE_Conducted	Average Yield(Kg/Ha)	Name_Of_Higher_Level	No_cce Conducted_Higher	Higher average Yield(Kg/Ha)	Synthetic Yield
255	Ballari	Kudligi	GUDEKOTE	Hobli	RAGI	RF	1233			Taluk Level	36	1328.07	
256	Ballari	Kudligi	HOSAHALLI	Hobli	RAGI	RF	3040	10	1314.16				
257	Ballari	Kudligi	KOTTURU	Hobli	RAGI	RF	2239	10	1515.72				
258	Ballari	Kudligi	KUDLIGI	Hobli	RAGI	RF	172			Taluk Level	36	1328.07	
259	Ballari	Kudligi	GUDEKOTE	Hobli	Red Chillies	IRR	87	10	1906.84				
260	Ballari	Kudligi	GUDEKOTE	Hobli	Red Chillies	RF	0			District Level	12	1771.37	
261	Ballari	Kudligi	KOTTURU	Hobli	Red Chillies	IRR	15			Taluk Level	22	2410.34	
262	Ballari	Kudligi	KUDLIGI	Hobli	Red Chillies	IRR	25			Taluk Level	22	2410.34	
263	Ballari	Kudligi	HOSAHALLI	Hobli	Sesame (Gingelly/Til)/Sesamu	RF	0			District Level	22	1992.55	
264	Ballari	Kudligi	KOTTURU	Hobli	Sesame (Gingelly/Til)/Sesamu	RF	2			District Level	22	1992.55	
265	Ballari	Kudligi	GUDEKOTE	Hobli	Sorghum (Jowar/Great Millet)	IRR	693	10	4308.42				
266	Ballari	Kudligi	GUDEKOTE	Hobli	Sorghum (Jowar/Great Millet)	RF	259			Taluk Level	35	1948.23	
267	Ballari	Kudligi	HOSAHALLI	Hobli	Sorghum (Jowar/Great Millet)	IRR	235			Taluk Level	38	3983.10	
268	Ballari	Kudligi	HOSAHALLI	Hobli	Sorghum (Jowar/Great Millet)	RF	386			Taluk Level	35	1948.23	
269	Ballari	Kudligi	KOTTURU	Hobli	Sorghum (Jowar/Great Millet)	IRR	680	10	3445.35				
270	Ballari	Kudligi	KOTTURU	Hobli	Sorghum (Jowar/Great Millet)	RF	478	10	1800.62				
271	Ballari	Kudligi	KUDLIGI	Hobli	Sorghum (Jowar/Great Millet)	IRR	255	10	3681.55				
272	Ballari	Kudligi	KUDLIGI	Hobli	Sorghum (Jowar/Great Millet)	RF	330	10	1783.35				

**Government of Karnataka**  
**Directorate of Economics and Statistics**  
**Hobli Level Average Yield data for Kharif season 2017-18**

S.N	District	Taluk	Insurance Unit (hobli/ GP)	GP/HOBLI	Crop	IRR_RF	Area_Sown_Ha	No_CCE_Conducted	Average Yield(Kg/Ha)	Name_Of_Higher_Level	No_cce Conducted_Higher	Higher average Yield(Kg/Ha)	Synthetic Yield
273	Ballari	Kudligi	GUDEKOTE	Hobli	SUNFLOWER	IRR	0			Taluk Level	4	763.38	
274	Ballari	Kudligi	GUDEKOTE	Hobli	SUNFLOWER	RF	0			Taluk Level	14	727.99	
275	Ballari	Kudligi	HOSAHALLI	Hobli	SUNFLOWER	IRR	10			Taluk Level	4	763.38	
276	Ballari	Kudligi	HOSAHALLI	Hobli	SUNFLOWER	RF	16			Taluk Level	14	727.99	
277	Ballari	Kudligi	KOTTURU	Hobli	SUNFLOWER	IRR	4			Taluk Level	4	763.38	
278	Ballari	Kudligi	KOTTURU	Hobli	SUNFLOWER	RF	59	10	355.60				
279	Ballari	Kudligi	KUDLIGI	Hobli	SUNFLOWER	RF	0			Taluk Level	14	727.99	
280	Ballari	Kudligi	HOSAHALLI	Hobli	Tomato	NS	33			Taluk Level	6	8973.33	
281	Ballari	Kudligi	KOTTURU	Hobli	Tomato	NS	3			Taluk Level	6	8973.33	
282	Ballari	Kurugodu	KURUGODU	Hobli	COTTON	IRR	2829	10	935.28				
283	Ballari	Kurugodu	KURUGODU	Hobli	GROUNDNUT	RF	0			District Level	173	1405.85	
284	Ballari	Kurugodu	KURUGODU	Hobli	Maize (Makka)	IRR	1923			Taluk Level	9	3329.59	
285	Ballari	Kurugodu	KURUGODU	Hobli	Maize (Makka)	RF	0			District Level	441	3551.50	
286	Ballari	Kurugodu	KURUGODU	Hobli	Navane	RF	0			District Level	196	646.85	
287	Ballari	Kurugodu	KURUGODU	Hobli	Pearl Millet (Bajra/Bulrush Millet/Spiked Millet)	IRR	0			District Level	46	2072.81	
288	Ballari	Kurugodu	KURUGODU	Hobli	Pearl Millet (Bajra/Bulrush Millet/Spiked Millet)	RF	47	10	2214.25				

**Government of Karnataka**  
**Directorate of Economics and Statistics**  
**Hobli Level Average Yield data for Kharif season 2017-18**

S.N	District	Taluk	Insurance Unit (hobli/ GP)	GP/HOBLI	Crop	IRR_RF	Area So wn_Ha	No_CCE_Conducte d	Average Yield(Kg/Ha)	Name_Of Higher_Le vel	No_cce Conduct ed_High er	Higher average Yield(Kg/Ha)	SyntheticY ield
289	Ballari	Kurugodu	KURUGODU	Hobli	Pigeon pea (red gram/arhar/tur)	IRR	106			Taluk Level	8	1085.07	
290	Ballari	Kurugodu	KURUGODU	Hobli	Pigeon pea (red gram/arhar/tur)	RF	23			Taluk Level	9	487.92	
291	Ballari	Kurugodu	KURUGODU	Hobli	Red Chillies	IRR	2975			Taluk Level	9	5371.65	
292	Ballari	Kurugodu	KURUGODU	Hobli	Sorghum (Jowar/Great Millet)	IRR	0			District Level	156	3496.84	
293	Ballari	Kurugodu	KURUGODU	Hobli	SUNFLOWER	RF	15			Taluk Level	7	2677.81	
294	Ballari	Sandur	CHORANURU	Hobli	COTTON	IRR	30	10	541.77				
295	Ballari	Sandur	CHORANURU	Hobli	COTTON	RF	211	10	415.75				
296	Ballari	Sandur	SANDURU	Hobli	COTTON	RF	1			Taluk Level	18	440.88	
297	Ballari	Sandur	TORANAGALLU	Hobli	COTTON	IRR	745			Taluk Level	16	807.56	
298	Ballari	Sandur	TORANAGALLU	Hobli	COTTON	RF	685			Taluk Level	18	440.88	
299	Ballari	Sandur	CHORANURU	Hobli	GROUNDNUT	IRR	5			Taluk Level	14	1473.33	
300	Ballari	Sandur	CHORANURU	Hobli	GROUNDNUT	RF	1936			Taluk Level	27	1020.92	
301	Ballari	Sandur	SANDURU	Hobli	GROUNDNUT	RF	21			Taluk Level	27	1020.92	
302	Ballari	Sandur	TORANAGALLU	Hobli	GROUNDNUT	IRR	372	10	1274.25				
303	Ballari	Sandur	TORANAGALLU	Hobli	GROUNDNUT	RF	1207	10	936.97				
304	Ballari	Sandur	CHORANURU	Hobli	Horse Gram (kulthi/kultha)	RF	72	10	3437.97				
305	Ballari	Sandur	TORANAGALLU	Hobli	Horse Gram (kulthi/kultha)	RF	25	10	1975.55				

**Government of Karnataka**  
**Directorate of Economics and Statistics**  
**Hobli Level Average Yield data for Kharif season 2017-18**

S.N	District	Taluk	Insurance Unit (hobli/ GP)	GP/HOBLI	Crop	IRR RF	Area So wn Ha	No_CCE_Conducte d	Average Yield(Kg/Ha)	Name_Of Higher_Le vel	No_cce Conduct ed_High er	Higher average Yield(Kg/Ha)	SyntheticY ield
306	Ballari	Sandur	CHORANURU	Hobli	Maize (Makka)	IRR	445	10	5118.22				
307	Ballari	Sandur	SANDURU	Hobli	Maize (Makka)	IRR	1081	10	5332.96				
308	Ballari	Sandur	TORANAGALLU	Hobli	Maize (Makka)	IRR	268	10	4119.87				
309	Ballari	Sandur	CHORANURU	Hobli	Navane	RF	58			Taluk Level	26	628.53	
310	Ballari	Sandur	SANDURU	Hobli	Navane	RF	25	10	554.99				
311	Ballari	Sandur	TORANAGALLU	Hobli	Navane	RF	417			Taluk Level	26	628.53	
312	Ballari	Sandur	CHORANURU	Hobli	Onion	IRR	51	10	9226.81				
313	Ballari	Sandur	TORANAGALLU	Hobli	Onion	IRR	50	10	5060.00				
314	Ballari	Sandur	TORANAGALLU	Hobli	Onion	RF	0			District Level	28	7945.23	
315	Ballari	Sandur	CHORANURU	Hobli	PADDY	IRR	4			Taluk Level	10	5422.43	
316	Ballari	Sandur	TORANAGALLU	Hobli	PADDY	IRR	83	10	5422.43				
317	Ballari	Sandur	CHORANURU	Hobli	Pearl Millet (Bajra/Bulrush Millet/Spiked Millet)	RF	571	10	2557.80				
318	Ballari	Sandur	SANDURU	Hobli	Pearl Millet (Bajra/Bulrush Millet/Spiked Millet)	RF	74	10	2168.06				
319	Ballari	Sandur	TORANAGALLU	Hobli	Pearl Millet (Bajra/Bulrush Millet/Spiked Millet)	IRR	325	10	1503.32				
320	Ballari	Sandur	TORANAGALLU	Hobli	Pearl Millet (Bajra/Bulrush Millet/Spiked Millet)	RF	1183	10	848.36				

95/1



**Government of Karnataka**  
**Directorate of Economics and Statistics**  
**Hobli Level Average Yield data for Kharif season 2017-18**

S.N	District	Taluk	Insurance Unit (hobli/ GP)	GP/HOBLI	Crop	IRR RF	Area So wn_Ha	No_CCE_Conducte d	Average Yield(Kg/Ha)	Name_Of_Higher_Le vel	No_cce_Conduct ed_High er	Higher average Yield(Kg/Ha)	SyntheticY ield
321	Ballari	Sandur	CHORANURU	Hobli	Pigeon pea (red gram/arhar/tur)	RF	322	10	840.27				
322	Ballari	Sandur	SANDURU	Hobli	Pigeon pea (red gram/arhar/tur)	RF	33	10	970.58				
323	Ballari	Sandur	TORANAGALLU	Hobli	Pigeon pea (red gram/arhar/tur)	RF	50	10	466.94				
324	Ballari	Sandur	CHORANURU	Hobli	RAGI	RF	1195			Taluk Level	2	1197.39	
325	Ballari	Sandur	TORANAGALLU	Hobli	Red Chillies	IRR	66	10	4263.63				
326	Ballari	Sandur	CHORANURU	Hobli	Sesame (Gingelly/Til)/Sesamu	RF	64	10	2674.96				
327	Ballari	Sandur	CHORANURU	Hobli	Sorghum (Jowar/Great Millet)	IRR	170	10	3186.74				
328	Ballari	Sandur	SANDURU	Hobli	Sorghum (Jowar/Great Millet)	IRR	235	10	4923.36				
329	Ballari	Sandur	TORANAGALLU	Hobli	Sorghum (Jowar/Great Millet)	IRR	201	10	2966.98				
330	Ballari	Sandur	CHORANURU	Hobli	SUNFLOWER	RF	0			Taluk Level	2	588.96	
331	Ballari	Sandur	SANDURU	Hobli	SUNFLOWER	IRR	4			Taluk Level	6	685.91	
332	Ballari	Sandur	SANDURU	Hobli	SUNFLOWER	RF	6			Taluk Level	2	588.96	
333	Ballari	Sandur	TORANAGALLU	Hobli	SUNFLOWER	IRR	2			Taluk Level	6	685.91	
334	Ballari	Sandur	TORANAGALLU	Hobli	SUNFLOWER	RF	0			Taluk Level	2	588.96	
335	Ballari	Sirguppa	HACHCHOLLI	Hobli	COTTON	IRR	592	10	1037.50				
336	Ballari	Sirguppa	HACHCHOLLI	Hobli	COTTON	RF	13459	10	823.13				

(31)

**Government of Karnataka**  
**Directorate of Economics and Statistics**  
**Hobli Level Average Yield data for Kharif season 2017-18**

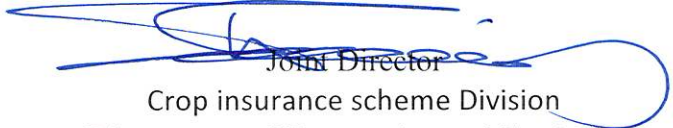
S.N	District	Taluk	Insurance Unit (hobli/ GP)	GP/HOBLI	Crop	IRR_RF	Area_Sown_Ha	No_CCE_Conducted	Average Yield(Kg/Ha)	Name_Of_Higher_Level	No_cce Conducted_Higher	Higher average Yield(Kg/Ha)	Synthetic Yield
337	Ballari	Sirguppa	KARURU	Hobli	COTTON	IRR	1929	10	749.02				
338	Ballari	Sirguppa	KARURU	Hobli	COTTON	RF	4500	10	632.64				
339	Ballari	Sirguppa	SIRUGUPPA	Hobli	COTTON	IRR	2308	10	960.10				
340	Ballari	Sirguppa	SIRUGUPPA	Hobli	COTTON	RF	6452	10	624.57				
341	Ballari	Sirguppa	TEKKALAKOTE	Hobli	COTTON	IRR	1826	10	759.67				
342	Ballari	Sirguppa	TEKKALAKOTE	Hobli	COTTON	RF	3045	10	503.41				
343	Ballari	Sirguppa	TEKKALAKOTE	Hobli	GROUNDNUT	RF	3			Taluk Level	2	1969.40	
344	Ballari	Sirguppa	KARURU	Hobli	Maize (Makka)	IRR	179	10	6911.07				
345	Ballari	Sirguppa	TEKKALAKOTE	Hobli	Maize (Makka)	IRR	364	10	6219.41				
346	Ballari	Sirguppa	TEKKALAKOTE	Hobli	Maize (Makka)	RF	34	10	1894.91				
347	Ballari	Sirguppa	HACHCHOLLI	Hobli	Navane	RF	12			Taluk Level	30	928.46	
348	Ballari	Sirguppa	KARURU	Hobli	Navane	RF	66	10	777.96				
349	Ballari	Sirguppa	SIRUGUPPA	Hobli	Navane	RF	7			Taluk Level	30	928.46	
350	Ballari	Sirguppa	TEKKALAKOTE	Hobli	Navane	RF	182	10	1147.12				
351	Ballari	Sirguppa	HACHCHOLLI	Hobli	Pearl Millet (Bajra/Bulrush Millet/Spiked Millet)	RF	101	10	2452.84				
352	Ballari	Sirguppa	KARURU	Hobli	Pearl Millet (Bajra/Bulrush Millet/Spiked Millet)	RF	16			Taluk Level	36	2258.09	

**Government of Karnataka**  
**Directorate of Economics and Statistics**  
**Hobli Level Average Yield data for Kharif season 2017-18**

S.N	District	Taluk	Insurance Unit (hobli/ GP)	GP/HOBLI	Crop	IRR_RF	Area_Sown_Ha	No_CCE_Conducted	Average Yield(Kg/Ha)	Name_Of_Higher_Level	No_cce_Conducted_Higher	Higher average Yield(Kg/Ha)	Synthetic Yield
353	Ballari	Sirguppa	SIRUGUPPA	Hobli	Pearl Millet (Bajra/Bulrush Millet/Spiked Millet)	IRR	11			Taluk Level	6	3006.12	
354	Ballari	Sirguppa	SIRUGUPPA	Hobli	Pearl Millet (Bajra/Bulrush Millet/Spiked Millet)	RF	71	10	2374.91				
355	Ballari	Sirguppa	TEKKALAKOTE	Hobli	Pearl Millet (Bajra/Bulrush Millet/Spiked Millet)	RF	130			Taluk Level	36	2258.09	
356	Ballari	Sirguppa	HACHCHOLLI	Hobli	Pigeon pea (red gram/arhar/tur)	RF	101			Taluk Level	37	745.33	
357	Ballari	Sirguppa	KARURU	Hobli	Pigeon pea (red gram/arhar/tur)	RF	86	10	790.04				
358	Ballari	Sirguppa	SIRUGUPPA	Hobli	Pigeon pea (red gram/arhar/tur)	RF	21			Taluk Level	37	745.33	
359	Ballari	Sirguppa	TEKKALAKOTE	Hobli	Pigeon pea (red gram/arhar/tur)	RF	40	10	677.10				
360	Ballari	Sirguppa	HACHCHOLLI	Hobli	Red Chillies	IRR	236	10	3886.24				
361	Ballari	Sirguppa	HACHCHOLLI	Hobli	Red Chillies	RF	5			Taluk Level	2	1931.63	
362	Ballari	Sirguppa	KARURU	Hobli	Red Chillies	IRR	1104	10	3880.08				
363	Ballari	Sirguppa	KARURU	Hobli	Red Chillies	RF	0			Taluk Level	2	1931.63	
364	Ballari	Sirguppa	SIRUGUPPA	Hobli	Red Chillies	IRR	283			Taluk Level	39	4158.16	
365	Ballari	Sirguppa	TEKKALAKOTE	Hobli	Red Chillies	IRR	1670	10	4829.93				
366	Ballari	Sirguppa	TEKKALAKOTE	Hobli	Red Chillies	RF	0			Taluk Level	2	1931.63	

**Government of Karnataka**  
**Directorate of Economics and Statistics**  
**Hobli Level Average Yield data for Kharif season 2017-18**

S.N	District	Taluk	Insurance Unit (hobli/ GP)	GP/HOBLI	Crop	IRR_RF	Area_Sown_Ha	No_CCE_Conducted	Average Yield(Kg/Ha)	Name_Of_Higher_Level	No_cce Conducted_Higher	Higher average Yield(Kg/Ha)	Synthetic Yield
367	Ballari	Sirguppa	TEKKALAKOTE	Hobli	Sorghum (Jowar/Great Millet)	RF	5			Taluk Level	4	1753.24	
368	Ballari	Sirguppa	HACHCHOLLI	Hobli	SUNFLOWER	RF	0			Taluk Level	4	1858.01	
369	Ballari	Sirguppa	KARURU	Hobli	SUNFLOWER	IRR	14			Taluk Level	14	2861.27	
370	Ballari	Sirguppa	KARURU	Hobli	SUNFLOWER	RF	20			Taluk Level	4	1858.01	
371	Ballari	Sirguppa	SIRUGUPPA	Hobli	SUNFLOWER	IRR	5			Taluk Level	14	2861.27	
372	Ballari	Sirguppa	SIRUGUPPA	Hobli	SUNFLOWER	RF	0			Taluk Level	4	1858.01	
373	Ballari	Sirguppa	TEKKALAKOTE	Hobli	SUNFLOWER	IRR	7			Taluk Level	14	2861.27	
374	Ballari	Sirguppa	TEKKALAKOTE	Hobli	SUNFLOWER	RF	5			Taluk Level	4	1858.01	

  
 Joint Director  
 Crop insurance scheme Division  
 Directorate of Economics and Statistics



**Government of Karnataka**  
**Directorate of Economics and Statistics**  
**Hobli Level Average Yield data for Kharif season 2017-18**

S.N	District	Taluk	Insurance Unit (hobli/ GP)	GP/HOBLI	Crop	IRR_RF	Area_Sown_Ha	No_CCE_Conducted	Average Yield(Kg/Ha)	Name_Of_Higher_Level	No_cce_Conducted_Higher	Higher average Yield(Kg/Ha)	Synthetic Yield
1	Belagavi	Athani	ANANTAPURA	Hobli	Black Gram (urd bean)	RF	1690	10	147.20				
2	Belagavi	Athani	ATHANI	Hobli	Black Gram (urd bean)	RF	50	10	533.85				
3	Belagavi	Athani	KAGAVADA	Hobli	Black Gram (urd bean)	RF	265	10	400.39				
4	Belagavi	Athani	TELASANGA	Hobli	Black Gram (urd bean)	RF	4505	10	260.06				
5	Belagavi	Athani	ANANTAPURA	Hobli	Green Gram (Moong Bean/ Moong)	RF	55	10	97.11				
6	Belagavi	Athani	ATHANI	Hobli	Green Gram (Moong Bean/ Moong)	RF	66	10	169.50				
7	Belagavi	Athani	KAGAVADA	Hobli	Green Gram (Moong Bean/ Moong)	RF	86	10	275.14				
8	Belagavi	Athani	TELASANGA	Hobli	Green Gram (Moong Bean/ Moong)	RF	165	10	206.45				
9	Belagavi	Athani	ANANTAPURA	Hobli	GROUNDNUT	IRR	0			Taluk Level	20	1439.48	
10	Belagavi	Athani	ANANTAPURA	Hobli	GROUNDNUT	RF	175	10	442.61				
11	Belagavi	Athani	ATHANI	Hobli	GROUNDNUT	IRR	171	10	1793.85				
12	Belagavi	Athani	ATHANI	Hobli	GROUNDNUT	RF	40	10	775.72				
13	Belagavi	Athani	KAGAVADA	Hobli	GROUNDNUT	IRR	229	10	1085.12				
14	Belagavi	Athani	KAGAVADA	Hobli	GROUNDNUT	RF	59	10	691.27				
15	Belagavi	Athani	TELASANGA	Hobli	GROUNDNUT	IRR	0			Taluk Level	20	1439.48	
16	Belagavi	Athani	TELASANGA	Hobli	GROUNDNUT	RF	155	10	937.40				

**Government of Karnataka**  
**Directorate of Economics and Statistics**  
**Hobli Level Average Yield data for Kharif season 2017-18**

S.N	District	Taluk	Insurance Unit (hobli/ GP)	GP/HOBLI	Crop	IRR_RF	Area_Sown_Ha	No_CCE_Conducted	Average Yield(Kg/Ha)	Name_Of_Higher_Level	No_cce Conducted_Higher	Higher average Yield(Kg/Ha)	Synthetic Yield
17	Belagavi	Athani	ANANTAPURA	Hobli	Horse Gram (kulthi/kultha)	RF	0			Taluk Level	2	7.02	
18	Belagavi	Athani	TELASANGA	Hobli	Horse Gram (kulthi/kultha)	RF	1			Taluk Level	2	7.02	
19	Belagavi	Athani	ANANTAPURA	Hobli	Maize (Makka)	RF	1980			Taluk Level	39	1973.61	
20	Belagavi	Athani	ATHANI	Hobli	Maize (Makka)	RF	35	10	2076.96				
21	Belagavi	Athani	KAGAVADA	Hobli	Maize (Makka)	RF	60	10	1741.38				
22	Belagavi	Athani	TELASANGA	Hobli	Maize (Makka)	RF	3394	10	2718.94				
23	Belagavi	Athani	KAGAVADA	Hobli	Onion	IRR	146	10	16176.00				
24	Belagavi	Athani	ANANTAPURA	Hobli	Pearl Millet (Bajra/Bulrush Millet/Spiked Millet)	IRR	0			District Level	60	1724.16	
25	Belagavi	Athani	ANANTAPURA	Hobli	Pearl Millet (Bajra/Bulrush Millet/Spiked Millet)	RF	13	10	254.83				
26	Belagavi	Athani	ATHANI	Hobli	Pearl Millet (Bajra/Bulrush Millet/Spiked Millet)	RF	0			Taluk Level	16	231.98	
27	Belagavi	Athani	KAGAVADA	Hobli	Pearl Millet (Bajra/Bulrush Millet/Spiked Millet)	IRR	0			District Level	60	1724.16	
28	Belagavi	Athani	KAGAVADA	Hobli	Pearl Millet (Bajra/Bulrush Millet/Spiked Millet)	RF	0			Taluk Level	16	231.98	
29	Belagavi	Athani	TELASANGA	Hobli	Pearl Millet (Bajra/Bulrush Millet/Spiked Millet)	IRR	0			District Level	60	1724.16	
30	Belagavi	Athani	TELASANGA	Hobli	Pearl Millet (Bajra/Bulrush Millet/Spiked Millet)	RF	3			Taluk Level	16	231.98	



**Government of Karnataka**  
**Directorate of Economics and Statistics**  
**Hobli Level Average Yield data for Kharif season 2017-18**

S.N	District	Taluk	Insurance Unit (hobli/ GP)	GP/HOBLI	Crop	IRR_RF	Area_Sown_Ha	No_CCE_Conducted	Average Yield(Kg/Ha)	Name_Of_Higher_Level	No_cce Conducted_Higher	Higher average Yield(Kg/Ha)	Synthetic Yield
31	Belagavi	Athani	ANANTAPURA	Hobli	Pigeon pea (red gram/arhar/tur)	RF	251	10	663.61				
32	Belagavi	Athani	ATHANI	Hobli	Pigeon pea (red gram/arhar/tur)	RF	114	10	796.62				
33	Belagavi	Athani	KAGAVADA	Hobli	Pigeon pea (red gram/arhar/tur)	RF	31	10	683.44				
34	Belagavi	Athani	TELASANGA	Hobli	Pigeon pea (red gram/arhar/tur)	IRR	0			District Level	6	559.61	
35	Belagavi	Athani	TELASANGA	Hobli	Pigeon pea (red gram/arhar/tur)	RF	4137			Taluk Level	38	750.98	
36	Belagavi	Athani	ANANTAPURA	Hobli	Sorghum (Jowar/Great Millet)	IRR	0			District Level	129	3414.21	
37	Belagavi	Athani	ANANTAPURA	Hobli	Sorghum (Jowar/Great Millet)	RF	0			District Level	322	2082.39	
38	Belagavi	Athani	ATHANI	Hobli	Sorghum (Jowar/Great Millet)	IRR	0			District Level	129	3414.21	
39	Belagavi	Athani	ATHANI	Hobli	Sorghum (Jowar/Great Millet)	RF	0			District Level	322	2082.39	
40	Belagavi	Athani	KAGAVADA	Hobli	Sorghum (Jowar/Great Millet)	IRR	0			District Level	129	3414.21	
41	Belagavi	Athani	KAGAVADA	Hobli	Sorghum (Jowar/Great Millet)	RF	0			District Level	322	2082.39	
42	Belagavi	Athani	TELASANGA	Hobli	Sorghum (Jowar/Great Millet)	IRR	0			District Level	129	3414.21	
43	Belagavi	Athani	TELASANGA	Hobli	Sorghum (Jowar/Great Millet)	RF	0			District Level	322	2082.39	
44	Belagavi	Athani	ANANTAPURA	Hobli	Soybean (bhat)	IRR	0			Taluk Level	18	1189.28	
45	Belagavi	Athani	ANANTAPURA	Hobli	Soybean (bhat)	RF	2			Taluk Level	16	566.14	

**Government of Karnataka**  
**Directorate of Economics and Statistics**  
**Hobli Level Average Yield data for Kharif season 2017-18**

S.N	District	Taluk	Insurance Unit (hobli/ GP)	GP/HOBLI	Crop	IRR_RF	Area_Sown_Ha	No_CCE_Conducted	Average Yield(Kg/Ha)	Name_Of_Higher_Level	No_cce Conducted_Higher	Higher average Yield(Kg/Ha)	Synthetic Yield
46	Belagavi	Athani	ATHANI	Hobli	Soybean (bhat)	IRR	1			Taluk Level	18	1189.28	
47	Belagavi	Athani	ATHANI	Hobli	Soybean (bhat)	RF	72			Taluk Level	16	566.14	
48	Belagavi	Athani	KAGAVADA	Hobli	Soybean (bhat)	IRR	213	10	1036.68				
49	Belagavi	Athani	KAGAVADA	Hobli	Soybean (bhat)	RF	2			Taluk Level	16	566.14	
50	Belagavi	Athani	TELASANGA	Hobli	Soybean (bhat)	IRR	2			Taluk Level	18	1189.28	
51	Belagavi	Athani	TELASANGA	Hobli	Soybean (bhat)	RF	2			Taluk Level	16	566.14	
52	Belagavi	Athani	ANANTAPURA	Hobli	SUNFLOWER	IRR	0			District Level	90	1790.55	
53	Belagavi	Athani	ANANTAPURA	Hobli	SUNFLOWER	RF	0			District Level	94	894.42	
54	Belagavi	Athani	TELASANGA	Hobli	SUNFLOWER	IRR	0			District Level	90	1790.55	
55	Belagavi	Athani	TELASANGA	Hobli	SUNFLOWER	RF	0			District Level	94	894.42	
56	Belagavi	Athani	ANANTAPURA	Hobli	Turmeric	NS	169	10	36924.00				
57	Belagavi	Athani	ATHANI	Hobli	Turmeric	NS	205			Taluk Level	38	34531.58	
58	Belagavi	Athani	KAGAVADA	Hobli	Turmeric	NS	190	10	30760.00				
59	Belagavi	Athani	TELASANGA	Hobli	Turmeric	NS	620	10	34576.00				
60	Belagavi	Bailhongal	NESARAGI	Hobli	Black Gram (urd bean)	RF	55	10	376.68				
61	Belagavi	Bailhongal	NESARAGI	Hobli	Brinjal	NS	55	10	5080.00				
62	Belagavi	Bailhongal	NESARAGI	Hobli	Cabbage	NS	15	10	40447.99				
63	Belagavi	Bailhongal	BAILAHONGALA	Hobli	COTTON	IRR	481			Taluk Level	9	1048.93	

**Government of Karnataka**  
**Directorate of Economics and Statistics**  
**Hobli Level Average Yield data for Kharif season 2017-18**

S.N	District	Taluk	Insurance Unit (hobli/ GP)	GP/HOBLI	Crop	IRR_RF	Area_Sown_Ha	No_CCE_Conducted	Average Yield(Kg/Ha)	Name_Of_Higher_Level	No_cce Conducted_Higher	Higher average Yield(Kg/Ha)	Synthetic Yield
64	Belagavi	Bailhongal	BAILAHONGALA	Hobli	COTTON	RF	3716	10	422.93				
65	Belagavi	Bailhongal	NESARAGI	Hobli	COTTON	RF	4365	10	543.97				
66	Belagavi	Bailhongal	BAILAHONGALA	Hobli	Green Gram (Moong Bean/ Moong)	RF	496	10	678.41				
67	Belagavi	Bailhongal	NESARAGI	Hobli	Green Gram (Moong Bean/ Moong)	RF	256	10	414.67				
68	Belagavi	Bailhongal	BAILAHONGALA	Hobli	GROUNDNUT	RF	88	10	1286.56				
69	Belagavi	Bailhongal	NESARAGI	Hobli	GROUNDNUT	RF	2068	10	1096.21				
70	Belagavi	Bailhongal	NESARAGI	Hobli	Horse Gram (kulthi/kultha)	RF	14	10	979.01				
71	Belagavi	Bailhongal	BAILAHONGALA	Hobli	Maize (Makka)	IRR	328	10	5554.83				
72	Belagavi	Bailhongal	NESARAGI	Hobli	Maize (Makka)	IRR	155	10	4382.39				
73	Belagavi	Bailhongal	NESARAGI	Hobli	Navane	RF	78	10	715.14				
74	Belagavi	Bailhongal	BAILAHONGALA	Hobli	PADDY	RF	0			District Level	460	3631.18	
75	Belagavi	Bailhongal	NESARAGI	Hobli	Pearl Millet (Bajra/Bulrush Millet/Spiked Millet)	RF	59	10	716.10				
76	Belagavi	Bailhongal	BAILAHONGALA	Hobli	Pigeon pea (red gram/arhar/tur)	RF	69	10	1778.65				
77	Belagavi	Bailhongal	NESARAGI	Hobli	Pigeon pea (red gram/arhar/tur)	RF	88	10	1033.46				
78	Belagavi	Bailhongal	BAILAHONGALA	Hobli	Save	RF	35	10	2205.32				

**Government of Karnataka**  
**Directorate of Economics and Statistics**  
**Hobli Level Average Yield data for Kharif season 2017-18**

S.N	District	Taluk	Insurance Unit (hobli/ GP)	GP/HOBLI	Crop	IRR_RF	Area_Sown_Ha	No_CCE_Conducted	Average Yield(Kg/Ha)	Name_Of_Higher_Level	No_cce Conducted_Higher	Higher average Yield(Kg/Ha)	Synthetic Yield
79	Belagavi	Bailhongal	NESARAGI	Hobli	Save	RF	30	10	1683.01				
80	Belagavi	Bailhongal	BAILAHONGALA	Hobli	Sorghum (Jowar/Great Millet)	RF	104	10	3299.05				
81	Belagavi	Bailhongal	NESARAGI	Hobli	Sorghum (Jowar/Great Millet)	RF	359	10	3024.97				
82	Belagavi	Bailhongal	BAILAHONGALA	Hobli	Soybean (bhat)	IRR	210	10	1824.15				
83	Belagavi	Bailhongal	NESARAGI	Hobli	Soybean (bhat)	IRR	0			Taluk Level	10	1824.15	
84	Belagavi	Bailhongal	NESARAGI	Hobli	SUNFLOWER	RF	130	10	210.49				
85	Belagavi	Bailhongal	BAILAHONGALA	Hobli	Tomato	NS	71	10	12236.25				
86	Belagavi	Bailhongal	NESARAGI	Hobli	Tomato	NS	89	10	6469.60				
87	Belagavi	Belagavi	KAKATI	Hobli	Cabbage	NS	140	10	29840.00				
88	Belagavi	Belagavi	KAKATI	Hobli	COTTON	RF	762	10	611.16				
89	Belagavi	Belagavi	BAGEVADI	Hobli	GROUNDNUT	RF	705	10	852.26				
90	Belagavi	Belagavi	BELAGAVI	Hobli	GROUNDNUT	RF	35	10	1406.96				
91	Belagavi	Belagavi	KAKATI	Hobli	GROUNDNUT	RF	953	10	771.42				
92	Belagavi	Belagavi	UCHAGANVA	Hobli	GROUNDNUT	RF	1346	10	1408.68				
93	Belagavi	Belagavi	BAGEVADI	Hobli	Maize (Makka)	RF	0			Taluk Level	10	4718.93	
94	Belagavi	Belagavi	KAKATI	Hobli	Maize (Makka)	RF	306	10	4718.93				
95	Belagavi	Belagavi	BAGEVADI	Hobli	PADDY	IRR	0			Taluk Level	10	5403.72	
96	Belagavi	Belagavi	KAKATI	Hobli	PADDY	IRR	27	10	5403.72				

**Government of Karnataka**  
**Directorate of Economics and Statistics**  
**Hobli Level Average Yield data for Kharif season 2017-18**

S.N	District	Taluk	Insurance Unit (hobli/ GP)	GP/HOBLI	Crop	IRR_RF	Area_Sown_Ha	No_CCE_Conducted	Average Yield(Kg/Ha)	Name_Of_Higher_Level	No_cce_Conducted_Higher	Higher average Yield(Kg/Ha)	Synthetic Yield
97	Belagavi	Belagavi	UCHAGANVA	Hobli	PADDY	IRR	0			Taluk Level	10	5403.72	
98	Belagavi	Belagavi	BAGEVADI	Hobli	Pigeon pea (red gram/arhar/tur)	RF	0			District Level	156	722.86	
99	Belagavi	Belagavi	BELAGAVI	Hobli	Potato	RF	242	10	15819.44				
100	Belagavi	Belagavi	KAKATI	Hobli	Potato	RF	1198	10	13200.00				
101	Belagavi	Belagavi	UCHAGANVA	Hobli	Potato	RF	1120	10	9194.80				
102	Belagavi	Belagavi	BAGEVADI	Hobli	RAGI	RF	5			Taluk Level	26	1648.03	
103	Belagavi	Belagavi	KAKATI	Hobli	RAGI	RF	178	10	1767.39				
104	Belagavi	Belagavi	UCHAGANVA	Hobli	RAGI	RF	28	10	1231.04				
105	Belagavi	Belagavi	BAGEVADI	Hobli	Sorghum (Jowar/Great Millet)	RF	155	10	1480.09				
106	Belagavi	Belagavi	BELAGAVI	Hobli	Sorghum (Jowar/Great Millet)	RF	0			Taluk Level	20	1974.32	
107	Belagavi	Belagavi	KAKATI	Hobli	Sorghum (Jowar/Great Millet)	RF	250	10	2468.56				
108	Belagavi	Belagavi	BAGEVADI	Hobli	Soybean (bhat)	IRR	0			District Level	120	1859.61	
109	Belagavi	Belagavi	BAGEVADI	Hobli	Soybean (bhat)	RF	7937	10	1230.51				
110	Belagavi	Belagavi	BELAGAVI	Hobli	Soybean (bhat)	RF	573	10	876.30				
111	Belagavi	Belagavi	KAKATI	Hobli	Soybean (bhat)	RF	412	10	1162.25				
112	Belagavi	Belagavi	UCHAGANVA	Hobli	Soybean (bhat)	RF	260	10	1204.13				
113	Belagavi	Belagavi	BAGEVADI	Hobli	SUNFLOWER	RF	0			District Level	94	894.42	

**Government of Karnataka**  
**Directorate of Economics and Statistics**  
**Hobli Level Average Yield data for Kharif season 2017-18**

S.N	District	Taluk	Insurance Unit (hobli/ GP)	GP/HOBLI	Crop	IRR_RF	Area_Sown_Ha	No_CCE_Conducted	Average Yield(Kg/Ha)	Name_Of_Higher_Level	No_cce Conducted_Higher	Higher average Yield(Kg/Ha)	Synthetic Yield
114	Belagavi	Belagavi	KAKATI	Hobli	Tomato	NS	5			Taluk Level	6	15580.67	
115	Belagavi	Chikkodi	NAGARAMUNNOLI	Hobli	Black Gram (urd bean)	RF	47	10	533.75				
116	Belagavi	Chikkodi	SADALAGA	Hobli	Black Gram (urd bean)	RF	11			Taluk Level	19	538.40	
117	Belagavi	Chikkodi	CHIKKODI	Hobli	Brinjal	NS	6			Taluk Level	20	8966.98	
118	Belagavi	Chikkodi	NAGARAMUNNOLI	Hobli	Brinjal	NS	2			Taluk Level	20	8966.98	
119	Belagavi	Chikkodi	SADALAGA	Hobli	Brinjal	NS	44	10	12814.80				
120	Belagavi	Chikkodi	CHIKKODI	Hobli	COTTON	IRR	80	10	1129.07				
121	Belagavi	Chikkodi	NAGARAMUNNOLI	Hobli	COTTON	RF	1636	10	624.13				
122	Belagavi	Chikkodi	CHIKKODI	Hobli	Green Gram (Moong Bean/ Moong)	RF	263	10	367.70				
123	Belagavi	Chikkodi	NAGARAMUNNOLI	Hobli	Green Gram (Moong Bean/ Moong)	RF	84	10	418.82				
124	Belagavi	Chikkodi	SADALAGA	Hobli	Green Gram (Moong Bean/ Moong)	RF	32	10	565.86				
125	Belagavi	Chikkodi	CHIKKODI	Hobli	GROUNDNUT	IRR	730	10	2510.97				
126	Belagavi	Chikkodi	NAGARAMUNNOLI	Hobli	GROUNDNUT	IRR	80	10	1626.10				
127	Belagavi	Chikkodi	SADALAGA	Hobli	GROUNDNUT	IRR	1235	10	1835.87				
128	Belagavi	Chikkodi	CHIKKODI	Hobli	Horse Gram (kulthi/kultha)	RF	0			District Level	44	903.55	
129	Belagavi	Chikkodi	NAGARAMUNNOLI	Hobli	Horse Gram (kulthi/kultha)	RF	0			District Level	44	903.55	



**Government of Karnataka**  
**Directorate of Economics and Statistics**  
**Hobli Level Average Yield data for Kharif season 2017-18**

S.N	District	Taluk	Insurance Unit (hobli/ GP)	GP/HOBLI	Crop	IRR_RF	Area_Sown_Ha	No_CCE_Conducted	Average Yield(Kg/Ha)	Name_Of_Higher_Level	No_cce Conducted_Higher	Higher average Yield(Kg/Ha)	Synthetic Yield
130	Belagavi	Chikkodi	CHIKKODI	Hobli	Maize (Makka)	IRR	1473	10	7795.34				
131	Belagavi	Chikkodi	CHIKKODI	Hobli	Maize (Makka)	RF	2375	10	5275.12				
132	Belagavi	Chikkodi	NAGARAMUNNOLI	Hobli	Maize (Makka)	IRR	3347	10	4450.99				
133	Belagavi	Chikkodi	NAGARAMUNNOLI	Hobli	Maize (Makka)	RF	3320	10	3946.54				
134	Belagavi	Chikkodi	SADALAGA	Hobli	Maize (Makka)	IRR	410	10	5362.07				
135	Belagavi	Chikkodi	SADALAGA	Hobli	Maize (Makka)	RF	25	10	5164.81				
136	Belagavi	Chikkodi	CHIKKODI	Hobli	Onion	IRR	0			District Level	90	14925.64	
137	Belagavi	Chikkodi	NAGARAMUNNOLI	Hobli	Onion	IRR	0			District Level	90	14925.64	
138	Belagavi	Chikkodi	CHIKKODI	Hobli	PADDY	RF	0			Taluk Level	2	1009.09	
139	Belagavi	Chikkodi	SADALAGA	Hobli	PADDY	IRR	8	10	2423.33				
140	Belagavi	Chikkodi	SADALAGA	Hobli	PADDY	RF	2			Taluk Level	2	1009.09	
141	Belagavi	Chikkodi	CHIKKODI	Hobli	Pearl Millet (Bajra/Bulrush Millet/Spiked Millet)	RF	0			Taluk Level	10	909.48	
142	Belagavi	Chikkodi	NAGARAMUNNOLI	Hobli	Pearl Millet (Bajra/Bulrush Millet/Spiked Millet)	RF	80	10	909.48				
143	Belagavi	Chikkodi	CHIKKODI	Hobli	Pigeon pea (red gram/arhar/tur)	RF	80	10	475.46				
144	Belagavi	Chikkodi	NAGARAMUNNOLI	Hobli	Pigeon pea (red gram/arhar/tur)	RF	91	10	382.50				
145	Belagavi	Chikkodi	CHIKKODI	Hobli	RAGI	IRR	0			State Level	1255	2597.64	

**Government of Karnataka**  
**Directorate of Economics and Statistics**  
**Hobli Level Average Yield data for Kharif season 2017-18**

S.N	District	Taluk	Insurance Unit (hobli/ GP)	GP/HOBLI	Crop	IRR_RF	Area_Sown_Ha	No_CCE_Conducted	Average Yield(Kg/Ha)	Name_Of_Higher_Level	No_cce Conducted_Higher	Higher average Yield(Kg/Ha)	Synthetic Yield
146	Belagavi	Chikkodi	CHIKKODI	Hobli	Sorghum (Jowar/Great Millet)	IRR	90	10	4326.72				
147	Belagavi	Chikkodi	CHIKKODI	Hobli	Sorghum (Jowar/Great Millet)	RF	731	10	3788.77				
148	Belagavi	Chikkodi	NAGARAMUNNOLI	Hobli	Sorghum (Jowar/Great Millet)	IRR	50	10	2680.96				
149	Belagavi	Chikkodi	NAGARAMUNNOLI	Hobli	Sorghum (Jowar/Great Millet)	RF	1219	10	1798.24				
150	Belagavi	Chikkodi	SADALAGA	Hobli	Sorghum (Jowar/Great Millet)	IRR	10	10	3861.27				
151	Belagavi	Chikkodi	SADALAGA	Hobli	Sorghum (Jowar/Great Millet)	RF	15	10	2878.55				
152	Belagavi	Chikkodi	CHIKKODI	Hobli	Soybean (bhat)	IRR	1190	10	1012.88				
153	Belagavi	Chikkodi	CHIKKODI	Hobli	Soybean (bhat)	RF	3175	10	928.42				
154	Belagavi	Chikkodi	NAGARAMUNNOLI	Hobli	Soybean (bhat)	IRR	190	10	1934.19				
155	Belagavi	Chikkodi	NAGARAMUNNOLI	Hobli	Soybean (bhat)	RF	1770	10	1246.39				
156	Belagavi	Chikkodi	SADALAGA	Hobli	Soybean (bhat)	IRR	2240	10	1241.10				
157	Belagavi	Chikkodi	SADALAGA	Hobli	Soybean (bhat)	RF	440	10	1479.10				
158	Belagavi	Chikkodi	CHIKKODI(H)	Hobli	Sugarcane(Irrigated)	IRR			139294.80				
159	Belagavi	Chikkodi	NAGARAMUNNOLI(H)	Hobli	Sugarcane(Irrigated)	IRR			93032.00				
160	Belagavi	Chikkodi	SADALAGA(H)	Hobli	Sugarcane(Irrigated)	IRR			155926.20				
161	Belagavi	Chikkodi	CHIKKODI(H)	Hobli	Tobacco(Irrigated)	IRR			1289.54				
162	Belagavi	Chikkodi	SADALAGA(H)	Hobli	Tobacco(Irrigated)	IRR						3030.50	
163	Belagavi	Chikkodi	CHIKKODI(H)	Hobli	Tobacco(Non Irrigated)	RF			847.39				

**Government of Karnataka**  
**Directorate of Economics and Statistics**  
**Hobli Level Average Yield data for Kharif season 2017-18**

S.N	District	Taluk	Insurance Unit (hobli/ GP)	GP/HOBLI	Crop	IRR_RF	Area_Sown_Ha	No_CCE_Conducted	Average Yield(Kg/Ha)	Name_Of_Higher_Level	No_cce Conducted_Higher	Higher average Yield(Kg/Ha)	Synthetic Yield
164	Belagavi	Chikkodi	NAGARAMUNNOLI(H)	Hobli	Tobacco(Non Irrigated)	RF			895.16				
165	Belagavi	Chikkodi	SADALAGA(H)	Hobli	Tobacco(Non Irrigated)	RF						1532.35	
166	Belagavi	Chikkodi	CHIKKODI	Hobli	Tomato	NS	43	10	16548.04				
167	Belagavi	Chikkodi	NAGARAMUNNOLI	Hobli	Tomato	NS	2			Taluk Level	22	15295.49	
168	Belagavi	Chikkodi	SADALAGA	Hobli	Tomato	NS	37	10	15869.72				
169	Belagavi	Chikkodi	NAGARAMUNNOLI	Hobli	Turmeric	NS	77	10	39624.00				
170	Belagavi	Gokak	ARABHANVI	Hobli	Brinjal	NS	170	10	5774.00				
171	Belagavi	Gokak	GOKAKA	Hobli	Brinjal	NS	72	10	4780.00				
172	Belagavi	Gokak	KOWJALAGI	Hobli	Brinjal	NS	86	10	5873.00				
173	Belagavi	Gokak	GOKAKA	Hobli	Green Gram (Moong Bean/ Moong)	RF	20	10	332.35				
174	Belagavi	Gokak	KOWJALAGI	Hobli	Green Gram (Moong Bean/ Moong)	RF	205			Taluk Level	16	354.45	
175	Belagavi	Gokak	ARABHANVI	Hobli	GROUNDNUT	IRR	68	10	1132.64				
176	Belagavi	Gokak	GOKAKA	Hobli	GROUNDNUT	IRR	195	10	2096.42				
177	Belagavi	Gokak	GOKAKA	Hobli	GROUNDNUT	RF	12	10	617.48				
178	Belagavi	Gokak	KOWJALAGI	Hobli	GROUNDNUT	IRR	176	10	2367.54				
179	Belagavi	Gokak	KOWJALAGI	Hobli	GROUNDNUT	RF	0			Taluk Level	10	617.48	
180	Belagavi	Gokak	GOKAKA	Hobli	Horse Gram (kulthi/kultha)	RF	1			Taluk Level	2	353.86	

**Government of Karnataka**  
**Directorate of Economics and Statistics**  
**Hobli Level Average Yield data for Kharif season 2017-18**

S.N	District	Taluk	Insurance Unit (hobli/ GP)	GP/HOBLI	Crop	IRR_RF	Area_Sown_Ha	No_CCE_Conducted	Average Yield(Kg/Ha)	Name_Of_Higher_Level	No_cce Conducted_Higher	Higher average Yield(Kg/Ha)	Synthetic Yield
181	Belagavi	Gokak	KOWJALAGI	Hobli	Horse Gram (kulthi/kultha)	RF	0			Taluk Level	2	353.86	
182	Belagavi	Gokak	GOKAKA	Hobli	Maize (Makka)	RF	71	10	3294.20				
183	Belagavi	Gokak	KOWJALAGI	Hobli	Maize (Makka)	RF	0			Taluk Level	10	3294.20	
184	Belagavi	Gokak	KOWJALAGI	Hobli	Onion	IRR	48	10	17982.74				
185	Belagavi	Gokak	GOKAKA	Hobli	Pearl Millet (Bajra/Bulrush Millet/Spiked Millet)	IRR	2			Taluk Level	4	1432.28	
186	Belagavi	Gokak	GOKAKA	Hobli	Pearl Millet (Bajra/Bulrush Millet/Spiked Millet)	RF	175	10	884.17				
187	Belagavi	Gokak	KOWJALAGI	Hobli	Pearl Millet (Bajra/Bulrush Millet/Spiked Millet)	RF	0			Taluk Level	10	884.17	
188	Belagavi	Gokak	GOKAKA	Hobli	Pigeon pea (red gram/arhar/tur)	RF	65	10	377.27				
189	Belagavi	Gokak	KOWJALAGI	Hobli	Pigeon pea (red gram/arhar/tur)	IRR	7			Taluk Level	6	559.61	
190	Belagavi	Gokak	KOWJALAGI	Hobli	Pigeon pea (red gram/arhar/tur)	RF	0			Taluk Level	10	377.27	
191	Belagavi	Gokak	GOKAKA	Hobli	Sesame (Gingelly/Til)/Sesamu	RF	0			District Level	8	651.76	
192	Belagavi	Gokak	ARABHANVI	Hobli	Sorghum (Jowar/Great Millet)	IRR	393	10	4867.28				
193	Belagavi	Gokak	ARABHANVI	Hobli	Sorghum (Jowar/Great Millet)	RF	0			Taluk Level	10	1880.14	
194	Belagavi	Gokak	GOKAKA	Hobli	Sorghum (Jowar/Great Millet)	IRR	268	10	4099.62				
195	Belagavi	Gokak	GOKAKA	Hobli	Sorghum (Jowar/Great Millet)	RF	827	10	1880.14				

**Government of Karnataka**  
**Directorate of Economics and Statistics**  
**Hobli Level Average Yield data for Kharif season 2017-18**

S.N	District	Taluk	Insurance Unit (hobli/ GP)	GP/HOBLI	Crop	IRR_RF	Area_Sown_Ha	No_CCE_Conducted	Average Yield(Kg/Ha)	Name_Of_Higher_Level	No_cce_Conducted_Higher	Higher average Yield(Kg/Ha)	Synthetic Yield
196	Belagavi	Gokak	KOWJALAGI	Hobli	Sorghum (Jowar/Great Millet)	IRR	0			Taluk Level	20	4483.45	
197	Belagavi	Gokak	KOWJALAGI	Hobli	Sorghum (Jowar/Great Millet)	RF	0			Taluk Level	10	1880.14	
198	Belagavi	Gokak	ARABHANVI	Hobli	Soybean (bhat)	IRR	1519			Taluk Level	28	2580.74	
199	Belagavi	Gokak	ARABHANVI	Hobli	Soybean (bhat)	RF	0			Taluk Level	12	1373.39	
200	Belagavi	Gokak	GOKAKA	Hobli	Soybean (bhat)	IRR	195	10	2111.84				
201	Belagavi	Gokak	GOKAKA	Hobli	Soybean (bhat)	RF	381	10	1635.15				
202	Belagavi	Gokak	KOWJALAGI	Hobli	Soybean (bhat)	IRR	44	10	2886.03				
203	Belagavi	Gokak	KOWJALAGI	Hobli	Soybean (bhat)	RF	2			Taluk Level	12	1373.39	
204	Belagavi	Gokak	ARABHANVI(H)	Hobli	Sugarcane(Irrigated)	IRR			87106.00				
205	Belagavi	Gokak	ARABHANVI	Hobli	SUNFLOWER	IRR	77	10	2231.65				
206	Belagavi	Gokak	ARABHANVI	Hobli	SUNFLOWER	RF	0			Taluk Level	10	743.45	
207	Belagavi	Gokak	GOKAKA	Hobli	SUNFLOWER	IRR	284	10	1738.42				
208	Belagavi	Gokak	GOKAKA	Hobli	SUNFLOWER	RF	33	10	743.45				
209	Belagavi	Gokak	KOWJALAGI	Hobli	SUNFLOWER	IRR	80	10	2016.75				
210	Belagavi	Gokak	KOWJALAGI	Hobli	SUNFLOWER	RF	0			Taluk Level	10	743.45	
211	Belagavi	Gokak	ARABHANVI	Hobli	Tomato	NS	150	10	4808.00				
212	Belagavi	Gokak	GOKAKA	Hobli	Tomato	NS	31	10	5942.80				
213	Belagavi	Gokak	ARABHANVI	Hobli	Turmeric	NS	1113	10	31680.00				

**Government of Karnataka**  
**Directorate of Economics and Statistics**  
**Hobli Level Average Yield data for Kharif season 2017-18**

S.N	District	Taluk	Insurance Unit (hobli/ GP)	GP/HOBLI	Crop	IRR_RF	Area_Sown_Ha	No_CCE_Conducted	Average Yield(Kg/Ha)	Name_Of_Higher_Level	No_cce_Conducted_Higher	Higher average Yield(Kg/Ha)	Synthetic Yield
214	Belagavi	Hukkeri	HUKKERI	Hobli	Brinjal	NS	46	10	10780.56				
215	Belagavi	Hukkeri	HUKKERI	Hobli	COTTON	IRR	232	10	438.85				
216	Belagavi	Hukkeri	HUKKERI	Hobli	COTTON	RF	623	10	348.97				
217	Belagavi	Hukkeri	SANKESHVARA	Hobli	COTTON	RF	228	10	426.01				
218	Belagavi	Hukkeri	YAMAKANAMARDI	Hobli	COTTON	IRR	617	10	725.45				
219	Belagavi	Hukkeri	YAMAKANAMARDI	Hobli	COTTON	RF	4208	10	485.76				
220	Belagavi	Hukkeri	HUKKERI	Hobli	GROUNDNUT	IRR	84	10	1644.49				
221	Belagavi	Hukkeri	HUKKERI	Hobli	GROUNDNUT	RF	1508	10	634.59				
222	Belagavi	Hukkeri	SANKESHVARA	Hobli	GROUNDNUT	IRR	221	10	1829.97				
223	Belagavi	Hukkeri	SANKESHVARA	Hobli	GROUNDNUT	RF	3998	10	1163.59				
224	Belagavi	Hukkeri	YAMAKANAMARDI	Hobli	GROUNDNUT	RF	551	10	1576.07				
225	Belagavi	Hukkeri	HUKKERI	Hobli	Maize (Makka)	IRR	2559	10	4368.22				
226	Belagavi	Hukkeri	HUKKERI	Hobli	Maize (Makka)	RF	2857	10	3281.68				
227	Belagavi	Hukkeri	SANKESHVARA	Hobli	Maize (Makka)	IRR	262	10	3458.08				
228	Belagavi	Hukkeri	SANKESHVARA	Hobli	Maize (Makka)	RF	1255	10	4115.76				
229	Belagavi	Hukkeri	YAMAKANAMARDI	Hobli	Maize (Makka)	IRR	68	10	6694.29				
230	Belagavi	Hukkeri	YAMAKANAMARDI	Hobli	Maize (Makka)	RF	730	10	5002.95				
231	Belagavi	Hukkeri	HUKKERI	Hobli	PADDY	IRR	5			Taluk Level	8	2865.51	



**Government of Karnataka**  
**Directorate of Economics and Statistics**  
**Hobli Level Average Yield data for Kharif season 2017-18**

S.N	District	Taluk	Insurance Unit (hobli/ GP)	GP/HOBLI	Crop	IRR_RF	Area_Sown_Ha	No_CCE_Conducted	Average Yield(Kg/Ha)	Name_Of_Higher_Level	No_cce_Conducted_Higher	Higher average Yield(Kg/Ha)	Synthetic Yield
232	Belagavi	Hukkeri	HUKKERI	Hobli	PADDY	RF	0			Taluk Level	20	2471.53	
233	Belagavi	Hukkeri	SANKESHVARA	Hobli	PADDY	RF	304	10	2495.82				
234	Belagavi	Hukkeri	YAMAKANAMARDI	Hobli	PADDY	RF	819	10	2447.24				
235	Belagavi	Hukkeri	HUKKERI	Hobli	Pearl Millet (Bajra/Bulrush Millet/Spiked Millet)	RF	0			District Level	131	1068.02	
236	Belagavi	Hukkeri	YAMAKANAMARDI	Hobli	Pigeon pea (red gram/arhar/tur)	RF	71	10	1442.53				
237	Belagavi	Hukkeri	HUKKERI	Hobli	Sorghum (Jowar/Great Millet)	IRR	365	10	2789.65				
238	Belagavi	Hukkeri	SANKESHVARA	Hobli	Sorghum (Jowar/Great Millet)	IRR	101	10	2411.15				
239	Belagavi	Hukkeri	HUKKERI	Hobli	Soybean (bhat)	IRR	2186	10	2047.98				
240	Belagavi	Hukkeri	SANKESHVARA	Hobli	Soybean (bhat)	IRR	208	10	1798.50				
241	Belagavi	Hukkeri	SANKESHVARA(H)	Hobli	Sugarcane(Irrigated)	IRR			85638.72				
242	Belagavi	Hukkeri	YAMAKANAMARDI(H)	Hobli	Sugarcane(Irrigated)	IRR			114464.00				
243	Belagavi	Hukkeri	SANKESHVARA(H)	Hobli	Tobacco(Non Irrigated)	RF			1198.19				
244	Belagavi	Hukkeri	HUKKERI	Hobli	Tomato	NS	126	10	10459.48				
245	Belagavi	Hukkeri	SANKESHVARA	Hobli	Tomato	NS	46	10	14129.16				
246	Belagavi	Khanapur	BEEDI	Hobli	GROUNDNUT	RF	190	10	1118.00				
247	Belagavi	Khanapur	GUNJI	Hobli	GROUNDNUT	RF	241	10	1654.64				
248	Belagavi	Khanapur	JAMBOTI	Hobli	GROUNDNUT	RF	678			Taluk Level	39	1187.92	

**Government of Karnataka**  
**Directorate of Economics and Statistics**  
**Hobli Level Average Yield data for Kharif season 2017-18**

S.N	District	Taluk	Insurance Unit (hobli/ GP)	GP/HOBLI	Crop	IRR_RF	Area_Sown_Ha	No_CCE_Conducted	Average Yield(Kg/Ha)	Name_Of_Higher_Level	No_cce_Conducted_Higher	Higher average Yield(Kg/Ha)	Synthetic Yield
249	Belagavi	Khanapur	KHANAPURA	Hobli	GROUNDNUT	RF	98	10	851.47				
250	Belagavi	Khanapur	BEEDI	Hobli	Horse Gram (kulthi/kultha)	RF	0			District Level	44	903.55	
251	Belagavi	Khanapur	BEEDI	Hobli	Maize (Makka)	RF	937	10	6371.79				
252	Belagavi	Khanapur	KHANAPURA	Hobli	Maize (Makka)	RF	28	10	3682.00				
253	Belagavi	Khanapur	BEEDI	Hobli	PADDY	IRR	239	10	3257.81				
254	Belagavi	Khanapur	GUNJI	Hobli	PADDY	IRR	71	10	3470.99				
255	Belagavi	Khanapur	JAMBOTI	Hobli	PADDY	IRR	261	10	3933.95				
256	Belagavi	Khanapur	KHANAPURA	Hobli	PADDY	IRR	1280	10	3724.55				
257	Belagavi	Khanapur	JAMBOTI	Hobli	Potato	RF	35	10	15528.00				
258	Belagavi	Khanapur	GUNJI	Hobli	RAGI	RF	9	10	916.35				
259	Belagavi	Khanapur	JAMBOTI	Hobli	RAGI	RF	93	10	1478.43				
260	Belagavi	Khanapur	BEEDI	Hobli	Sorghum (Jowar/Great Millet)	RF	0			District Level	322	2082.39	
261	Belagavi	Khanapur	KHANAPURA	Hobli	Soybean (bhat)	RF	26	10	381.61				
262	Belagavi	Khanapur	BEEDI(H)	Hobli	Sugarcane(Irrigated)	IRR			76152.00				
263	Belagavi	Khanapur	KHANAPURA(H)	Hobli	Sugarcane(Irrigated)	IRR			96572.00				
264	Belagavi	Kittur	KITTURA	Hobli	Brinjal	NS	91			Taluk Level	9	3228.89	
265	Belagavi	Kittur	KITTURA	Hobli	Cabbage	NS	10			Taluk Level	9	7282.22	
266	Belagavi	Kittur	KITTURA	Hobli	COTTON	RF	704	10	420.20				

**Government of Karnataka**  
**Directorate of Economics and Statistics**  
**Hobli Level Average Yield data for Kharif season 2017-18**

S.N	District	Taluk	Insurance Unit (hobli/ GP)	GP/HOBLI	Crop	IRR_RF	Area_Sown_Ha	No_CCE_Conducted	Average Yield(Kg/Ha)	Name_Of_Higher_Level	No_cce_Conducted_Higher	Higher average Yield(Kg/Ha)	Synthetic Yield
267	Belagavi	Kittur	KITTURA	Hobli	Green Gram (Moong Bean/ Moong)	RF	3	10	845.35				
268	Belagavi	Kittur	KITTURA	Hobli	GROUNDNUT	RF	8	10	1649.48				
269	Belagavi	Kittur	KITTURA	Hobli	Maize (Makka)	IRR	0			District Level	908	5155.96	
270	Belagavi	Kittur	KITTURA	Hobli	PADDY	IRR	388	10	2450.74				
271	Belagavi	Kittur	KITTURA	Hobli	PADDY	RF	2615	10	1991.37				
272	Belagavi	Kittur	KITTURA	Hobli	Save	RF	50	10	2304.42				
273	Belagavi	Kittur	KITTURA	Hobli	Sorghum (Jowar/Great Millet)	RF	4			Taluk Level	6	2909.09	
274	Belagavi	Kittur	KITTURA	Hobli	Soybean (bhat)	IRR	0			District Level	120	1859.61	
275	Belagavi	Kittur	KITTURA(H)	Hobli	Sugarcane(Irrigated)	IRR			54164.00				
276	Belagavi	Nippani	NIPPANI	Hobli	Black Gram (urd bean)	RF	165	10	394.73				
277	Belagavi	Nippani	NIPPANI	Hobli	Green Gram (Moong Bean/ Moong)	RF	159	10	496.08				
278	Belagavi	Nippani	NIPPANI	Hobli	GROUNDNUT	IRR	390	10	2534.03				
279	Belagavi	Nippani	NIPPANI	Hobli	PADDY	IRR	155	10	4989.23				
280	Belagavi	Nippani	NIPPANI	Hobli	PADDY	RF	240	10	2349.61				
281	Belagavi	Nippani	NIPPANI	Hobli	Sorghum (Jowar/Great Millet)	RF	34	10	1908.60				
282	Belagavi	Nippani	NIPPANI	Hobli	Soybean (bhat)	IRR	810	10	2403.19				
283	Belagavi	Nippani	NIPPANI	Hobli	Soybean (bhat)	RF	3615	10	1676.04				

**Government of Karnataka**  
**Directorate of Economics and Statistics**  
**Hobli Level Average Yield data for Kharif season 2017-18**

S.N	District	Taluk	Insurance Unit (hobli/ GP)	GP/HOBLI	Crop	IRR_RF	Area_Sown_Ha	No_CCE_Conducted	Average Yield(Kg/Ha)	Name_Of_Higher_Level	No_cce Conducted_Higher	Higher average Yield(Kg/Ha)	Synthetic Yield
284	Belagavi	Nippani	NIPPANI(H)	Hobli	Sugarcane(Irrigated)	IRR			123120.00				
285	Belagavi	Nippani	NIPPANI(H)	Hobli	Tobacco(Irrigated)	IRR			1371.88				
286	Belagavi	Nippani	NIPPANI(H)	Hobli	Tobacco(Non Irrigated)	RF			1102.92				
287	Belagavi	Raibag	RAYABAGA	Hobli	COTTON	IRR	134			Taluk Level	8	694.42	
288	Belagavi	Raibag	KUDACHI	Hobli	GROUNDNUT	IRR	180	10	2351.44				
289	Belagavi	Raibag	KUDACHI	Hobli	GROUNDNUT	RF	85	10	1080.16				
290	Belagavi	Raibag	RAYABAGA	Hobli	GROUNDNUT	IRR	180	10	1705.85				
291	Belagavi	Raibag	RAYABAGA	Hobli	GROUNDNUT	RF	123	10	718.10				
292	Belagavi	Raibag	KUDACHI	Hobli	Horse Gram (kulthi/kultha)	RF	2			District Level	44	903.55	
293	Belagavi	Raibag	RAYABAGA	Hobli	Horse Gram (kulthi/kultha)	RF	0			District Level	44	903.55	
294	Belagavi	Raibag	KUDACHI	Hobli	Maize (Makka)	RF	3320	10	5246.39				
295	Belagavi	Raibag	RAYABAGA	Hobli	Maize (Makka)	RF	2452			Taluk Level	16	4178.03	
296	Belagavi	Raibag	KUDACHI	Hobli	Pearl Millet (Bajra/Bulrush Millet/Spiked Millet)	RF	1			Taluk Level	6	438.16	
297	Belagavi	Raibag	RAYABAGA	Hobli	Pearl Millet (Bajra/Bulrush Millet/Spiked Millet)	RF	2			Taluk Level	6	438.16	
298	Belagavi	Raibag	RAYABAGA	Hobli	Pigeon pea (red gram/arhar/tur)	RF	16			Taluk Level	8	275.09	
299	Belagavi	Raibag	KUDACHI	Hobli	Sorghum (Jowar/Great Millet)	IRR	0			Taluk Level	4	2047.43	

**Government of Karnataka**  
**Directorate of Economics and Statistics**  
**Hobli Level Average Yield data for Kharif season 2017-18**

S.N	District	Taluk	Insurance Unit (hobli/ GP)	GP/HOBLI	Crop	IRR_RF	Area_Sown_Ha	No_CCE_Conducted	Average Yield(Kg/Ha)	Name_Of_Higher_Level	No_cce Conducted_Higher	Higher average Yield(Kg/Ha)	SyntheticYield
300	Belagavi	Raibag	RAYABAGA	Hobli	Sorghum (Jowar/Great Millet)	IRR	2			Taluk Level	4	2047.43	
301	Belagavi	Raibag	RAYABAGA	Hobli	Sorghum (Jowar/Great Millet)	RF	2			Taluk Level	4	734.86	
302	Belagavi	Raibag	KUDACHI	Hobli	Soybean (bhat)	IRR	1			Taluk Level	4	1716.50	
303	Belagavi	Raibag	KUDACHI	Hobli	Soybean (bhat)	RF	1			Taluk Level	2	1047.87	
304	Belagavi	Raibag	RAYABAGA	Hobli	Soybean (bhat)	IRR	1			Taluk Level	4	1716.50	
305	Belagavi	Raibag	RAYABAGA	Hobli	Soybean (bhat)	RF	0			Taluk Level	2	1047.87	
306	Belagavi	Raibag	KUDACHI	Hobli	SUNFLOWER	IRR	0			District Level	90	1790.55	
307	Belagavi	Raibag	RAYABAGA	Hobli	SUNFLOWER	IRR	0			District Level	90	1790.55	
308	Belagavi	Raibag	RAYABAGA	Hobli	SUNFLOWER	RF	1			Taluk Level	2	993.81	
309	Belagavi	Raibag	KUDACHI	Hobli	Turmeric	NS	1371	10	41484.00				
310	Belagavi	Raibag	RAYABAGA	Hobli	Turmeric	NS	554	10	32040.00				
311	Belagavi	Ramadurg	K CHANDARAGI	Hobli	COTTON	RF	0			District Level	120	452.24	
312	Belagavi	Ramadurg	SUREBANA	Hobli	COTTON	IRR	160	10	700.69				
313	Belagavi	Ramadurg	SUREBANA	Hobli	COTTON	RF	0			District Level	120	452.24	
314	Belagavi	Ramadurg	K CHANDARAGI	Hobli	Green Gram (Moong Bean/ Moong)	RF	7500	10	190.18				
315	Belagavi	Ramadurg	KATAKOLA	Hobli	Green Gram (Moong Bean/ Moong)	RF	5250	10	251.85				

**Government of Karnataka**  
**Directorate of Economics and Statistics**  
**Hobli Level Average Yield data for Kharif season 2017-18**

S.N	District	Taluk	Insurance Unit (hobli/ GP)	GP/HOBLI	Crop	IRR_RF	Area_Sown_Ha	No_CCE_Conducted	Average Yield(Kg/Ha)	Name_Of_Higher_Level	No_cce Conducted_Higher	Higher average Yield(Kg/Ha)	Synthetic Yield
316	Belagavi	Ramadurg	MUDAKAVI	Hobli	Green Gram (Moong Bean/ Moong)	RF	4800			Taluk Level	37	197.59	
317	Belagavi	Ramadurg	SUREBANA	Hobli	Green Gram (Moong Bean/ Moong)	RF	1800			Taluk Level	37	197.59	
318	Belagavi	Ramadurg	K CHANDARAGI	Hobli	GROUNDNUT	IRR	111	10	1946.81				
319	Belagavi	Ramadurg	K CHANDARAGI	Hobli	GROUNDNUT	RF	220	10	768.84				
320	Belagavi	Ramadurg	KATAKOLA	Hobli	GROUNDNUT	IRR	250	10	1080.92				
321	Belagavi	Ramadurg	KATAKOLA	Hobli	GROUNDNUT	RF	6			Taluk Level	30	836.45	
322	Belagavi	Ramadurg	MUDAKAVI	Hobli	GROUNDNUT	IRR	211	10	1327.30				
323	Belagavi	Ramadurg	MUDAKAVI	Hobli	GROUNDNUT	RF	237	10	888.09				
324	Belagavi	Ramadurg	SUREBANA	Hobli	GROUNDNUT	IRR	99	10	1158.50				
325	Belagavi	Ramadurg	SUREBANA	Hobli	GROUNDNUT	RF	2			Taluk Level	30	836.45	
326	Belagavi	Ramadurg	K CHANDARAGI	Hobli	Horse Gram (kulthi/kultha)	RF	6			Taluk Level	10	2055.87	
327	Belagavi	Ramadurg	KATAKOLA	Hobli	Horse Gram (kulthi/kultha)	RF	2			Taluk Level	10	2055.87	
328	Belagavi	Ramadurg	MUDAKAVI	Hobli	Horse Gram (kulthi/kultha)	RF	2			Taluk Level	10	2055.87	
329	Belagavi	Ramadurg	K CHANDARAGI	Hobli	Maize (Makka)	RF	6001	10	4368.74				
330	Belagavi	Ramadurg	KATAKOLA	Hobli	Maize (Makka)	RF	934	10	4105.97				
331	Belagavi	Ramadurg	MUDAKAVI	Hobli	Maize (Makka)	RF	2382	10	3369.69				
332	Belagavi	Ramadurg	SUREBANA	Hobli	Maize (Makka)	RF	60			Taluk Level	34	4126.28	



**Government of Karnataka**  
**Directorate of Economics and Statistics**  
**Hobli Level Average Yield data for Kharif season 2017-18**

S.N	District	Taluk	Insurance Unit (hobli/ GP)	GP/HOBLI	Crop	IRR_RF	Area_Sown_Ha	No_CCE_Conducted	Average Yield(Kg/Ha)	Name_Of_Higher_Level	No_cce Conducted_Higher	Higher average Yield(Kg/Ha)	Synthetic Yield
333	Belagavi	Ramadurg	K CHANDARAGI	Hobli	Onion	IRR	934	10	12200.00				
334	Belagavi	Ramadurg	K CHANDARAGI	Hobli	Onion	RF	0			District Level	10	6670.68	
335	Belagavi	Ramadurg	KATAKOLA	Hobli	Onion	IRR	165	10	14876.00				
336	Belagavi	Ramadurg	MUDAKAVI	Hobli	Onion	IRR	527	10	15064.00				
337	Belagavi	Ramadurg	MUDAKAVI	Hobli	Onion	RF	0			District Level	10	6670.68	
338	Belagavi	Ramadurg	SUREBANA	Hobli	Onion	IRR	154	10	14280.00				
339	Belagavi	Ramadurg	SUREBANA	Hobli	Onion	RF	0			District Level	10	6670.68	
340	Belagavi	Ramadurg	K CHANDARAGI	Hobli	Pearl Millet (Bajra/Bulrush Millet/Spiked Millet)	IRR	4			Taluk Level	26	1934.86	
341	Belagavi	Ramadurg	K CHANDARAGI	Hobli	Pearl Millet (Bajra/Bulrush Millet/Spiked Millet)	RF	1344	10	1174.42				
342	Belagavi	Ramadurg	KATAKOLA	Hobli	Pearl Millet (Bajra/Bulrush Millet/Spiked Millet)	IRR	222	10	2667.68				
343	Belagavi	Ramadurg	KATAKOLA	Hobli	Pearl Millet (Bajra/Bulrush Millet/Spiked Millet)	RF	1463	10	1574.37				
344	Belagavi	Ramadurg	MUDAKAVI	Hobli	Pearl Millet (Bajra/Bulrush Millet/Spiked Millet)	RF	2477	10	2016.05				
345	Belagavi	Ramadurg	SUREBANA	Hobli	Pearl Millet (Bajra/Bulrush Millet/Spiked Millet)	IRR	11			Taluk Level	26	1934.86	
346	Belagavi	Ramadurg	SUREBANA	Hobli	Pearl Millet (Bajra/Bulrush Millet/Spiked Millet)	RF	295	10	1972.50				

**Government of Karnataka**  
**Directorate of Economics and Statistics**  
**Hobli Level Average Yield data for Kharif season 2017-18**

S.N	District	Taluk	Insurance Unit (hobli/ GP)	GP/HOBLI	Crop	IRR_RF	Area_Sown_Ha	No_CCE_Conducted	Average Yield(Kg/Ha)	Name_Of_Higher_Level	No_cce_Conducted_Higher	Higher average Yield(Kg/Ha)	Synthetic Yield
347	Belagavi	Ramadurg	K CHANDARAGI	Hobli	Pigeon pea (red gram/arhar/tur)	RF	159	10	607.70				
348	Belagavi	Ramadurg	KATAKOLA	Hobli	Pigeon pea (red gram/arhar/tur)	RF	20	10	545.67				
349	Belagavi	Ramadurg	MUDAKAVI	Hobli	Pigeon pea (red gram/arhar/tur)	RF	276	10	416.29				
350	Belagavi	Ramadurg	K CHANDARAGI	Hobli	Sorghum (Jowar/Great Millet)	IRR	0			Taluk Level	24	3991.49	
351	Belagavi	Ramadurg	K CHANDARAGI	Hobli	Sorghum (Jowar/Great Millet)	RF	0			Taluk Level	16	3044.42	
352	Belagavi	Ramadurg	KATAKOLA	Hobli	Sorghum (Jowar/Great Millet)	IRR	3			Taluk Level	24	3991.49	
353	Belagavi	Ramadurg	KATAKOLA	Hobli	Sorghum (Jowar/Great Millet)	RF	3			Taluk Level	16	3044.42	
354	Belagavi	Ramadurg	MUDAKAVI	Hobli	Sorghum (Jowar/Great Millet)	IRR	227	10	3475.91				
355	Belagavi	Ramadurg	MUDAKAVI	Hobli	Sorghum (Jowar/Great Millet)	RF	930	10	3647.44				
356	Belagavi	Ramadurg	SUREBANA	Hobli	Sorghum (Jowar/Great Millet)	IRR	154	10	4576.32				
357	Belagavi	Ramadurg	SUREBANA	Hobli	Sorghum (Jowar/Great Millet)	RF	0			Taluk Level	16	3044.42	
358	Belagavi	Ramadurg	K CHANDARAGI(H)	Hobli	Sugarcane(Irrigated)	IRR			106440.00				
359	Belagavi	Ramadurg	KATAKOLA(H)	Hobli	Sugarcane(Irrigated)	IRR			115460.00				
360	Belagavi	Ramadurg	K CHANDARAGI	Hobli	SUNFLOWER	IRR	245	10	1548.83				
361	Belagavi	Ramadurg	K CHANDARAGI	Hobli	SUNFLOWER	RF	11			Taluk Level	32	1220.11	
362	Belagavi	Ramadurg	KATAKOLA	Hobli	SUNFLOWER	IRR	2			Taluk Level	34	1817.33	

**Government of Karnataka**  
**Directorate of Economics and Statistics**  
**Hobli Level Average Yield data for Kharif season 2017-18**

S.N	District	Taluk	Insurance Unit (hobli/ GP)	GP/HOBLI	Crop	IRR_RF	Area_Sown_Ha	No_CCE_Conducted	Average Yield(Kg/Ha)	Name_Of_Higher_Level	No_cce Conducted_Higher	Higher average Yield(Kg/Ha)	Synthetic Yield
363	Belagavi	Ramadurg	KATAKOLA	Hobli	SUNFLOWER	RF	3			Taluk Level	32	1220.11	
364	Belagavi	Ramadurg	MUDAKAVI	Hobli	SUNFLOWER	IRR	171	10	1997.15				
365	Belagavi	Ramadurg	MUDAKAVI	Hobli	SUNFLOWER	RF	1045	10	1474.01				
366	Belagavi	Ramadurg	SUREBANA	Hobli	SUNFLOWER	IRR	144	10	1778.34				
367	Belagavi	Ramadurg	SUREBANA	Hobli	SUNFLOWER	RF	200	10	1139.81				
368	Belagavi	Savadatti	MURAGODA	Hobli	Black Gram (urd bean)	RF	715	10	358.57				
369	Belagavi	Savadatti	MUNAVALLI	Hobli	Brinjal	NS	27			Taluk Level	29	12371.72	
370	Belagavi	Savadatti	MURAGODA	Hobli	Brinjal	NS	33	10	11116.00				
371	Belagavi	Savadatti	YARAGATTI	Hobli	Brinjal	NS	24	10	7334.00				
372	Belagavi	Savadatti	MURAGODA	Hobli	Cabbage	NS	10	10	12209.20				
373	Belagavi	Savadatti	MUNAVALLI	Hobli	COTTON	IRR	585	10	524.75				
374	Belagavi	Savadatti	MUNAVALLI	Hobli	COTTON	RF	160	10	447.69				
375	Belagavi	Savadatti	MURAGODA	Hobli	COTTON	IRR	1092			Taluk Level	39	706.62	
376	Belagavi	Savadatti	MURAGODA	Hobli	COTTON	RF	4278	10	381.14				
377	Belagavi	Savadatti	SAVADATTI	Hobli	COTTON	IRR	1213	10	929.41				
378	Belagavi	Savadatti	SAVADATTI	Hobli	COTTON	RF	1002	10	482.05				
379	Belagavi	Savadatti	YARAGATTI	Hobli	COTTON	IRR	364	10	500.80				
380	Belagavi	Savadatti	YARAGATTI	Hobli	COTTON	RF	423	10	232.89				

**Government of Karnataka**  
**Directorate of Economics and Statistics**  
**Hobli Level Average Yield data for Kharif season 2017-18**

S.N	District	Taluk	Insurance Unit (hobli/ GP)	GP/HOBLI	Crop	IRR_RF	Area_Sown_Ha	No_CCE_Conducted	Average Yield(Kg/Ha)	Name_Of_Higher_Level	No_cce Conducted_Higher	Higher average Yield(Kg/Ha)	Synthetic Yield
381	Belagavi	Savadatti	MUNAVALLI	Hobli	Green Gram (Moong Bean/ Moong)	RF	0			Taluk Level	30	284.88	
382	Belagavi	Savadatti	MURAGODA	Hobli	Green Gram (Moong Bean/ Moong)	RF	4847	10	353.38				
383	Belagavi	Savadatti	SAVADATTI	Hobli	Green Gram (Moong Bean/ Moong)	RF	1731	10	248.80				
384	Belagavi	Savadatti	YARAGATTI	Hobli	Green Gram (Moong Bean/ Moong)	RF	2407	10	252.46				
385	Belagavi	Savadatti	MUNAVALLI	Hobli	GROUNDNUT	IRR	10			Taluk Level	23	1539.67	
386	Belagavi	Savadatti	MURAGODA	Hobli	GROUNDNUT	RF	363	10	801.52				
387	Belagavi	Savadatti	SAVADATTI	Hobli	GROUNDNUT	IRR	4			Taluk Level	23	1539.67	
388	Belagavi	Savadatti	SAVADATTI	Hobli	GROUNDNUT	RF	2			Taluk Level	24	820.58	
389	Belagavi	Savadatti	YARAGATTI	Hobli	GROUNDNUT	IRR	157	10	1506.26				
390	Belagavi	Savadatti	YARAGATTI	Hobli	GROUNDNUT	RF	559	10	842.80				
391	Belagavi	Savadatti	MUNAVALLI	Hobli	Horse Gram (kulthi/kultha)	RF	6			Taluk Level	20	434.29	
392	Belagavi	Savadatti	MURAGODA	Hobli	Horse Gram (kulthi/kultha)	RF	2			Taluk Level	20	434.29	
393	Belagavi	Savadatti	SAVADATTI	Hobli	Horse Gram (kulthi/kultha)	RF	0			Taluk Level	20	434.29	
394	Belagavi	Savadatti	YARAGATTI	Hobli	Horse Gram (kulthi/kultha)	RF	87	10	593.36				
395	Belagavi	Savadatti	MUNAVALLI	Hobli	Maize (Makka)	RF	7	10	5703.83				
396	Belagavi	Savadatti	MURAGODA	Hobli	Maize (Makka)	RF	2711	10	4273.34				

**Government of Karnataka**  
**Directorate of Economics and Statistics**  
**Hobli Level Average Yield data for Kharif season 2017-18**

S.N	District	Taluk	Insurance Unit (hobli/ GP)	GP/HOBLI	Crop	IRR_RF	Area_Sown_Ha	No_CCE_Conducted	Average Yield(Kg/Ha)	Name_Of_Higher_Level	No_cce Conducted_Higher	Higher average Yield(Kg/Ha)	Synthetic Yield
397	Belagavi	Savadatti	SAVADATTI	Hobli	Maize (Makka)	RF	162	10	5307.20				
398	Belagavi	Savadatti	YARAGATTI	Hobli	Maize (Makka)	RF	1937	10	2744.82				
399	Belagavi	Savadatti	MUNAVALLI	Hobli	Navane	RF	0			Taluk Level	20	302.96	
400	Belagavi	Savadatti	MURAGODA	Hobli	Navane	RF	45	10	246.13				
401	Belagavi	Savadatti	SAVADATTI	Hobli	Navane	RF	0			Taluk Level	20	302.96	
402	Belagavi	Savadatti	YARAGATTI	Hobli	Navane	RF	120	10	359.80				
403	Belagavi	Savadatti	MUNAVALLI	Hobli	Onion	IRR	44	10	20248.00				
404	Belagavi	Savadatti	MUNAVALLI	Hobli	Onion	RF	0			Taluk Level	10	6670.68	
405	Belagavi	Savadatti	MURAGODA	Hobli	Onion	RF	0			Taluk Level	10	6670.68	
406	Belagavi	Savadatti	SAVADATTI	Hobli	Onion	IRR	55	10	11280.00				
407	Belagavi	Savadatti	YARAGATTI	Hobli	Onion	IRR	9	10	12224.04				
408	Belagavi	Savadatti	YARAGATTI	Hobli	Onion	RF	86	10	6670.68				
409	Belagavi	Savadatti	MUNAVALLI	Hobli	Pearl Millet (Bajra/Bulrush Millet/Spiked Millet)	IRR	52	10	1058.96				
410	Belagavi	Savadatti	MUNAVALLI	Hobli	Pearl Millet (Bajra/Bulrush Millet/Spiked Millet)	RF	60			Taluk Level	39	1053.81	
411	Belagavi	Savadatti	MURAGODA	Hobli	Pearl Millet (Bajra/Bulrush Millet/Spiked Millet)	RF	377	10	915.83				
412	Belagavi	Savadatti	SAVADATTI	Hobli	Pearl Millet (Bajra/Bulrush Millet/Spiked Millet)	IRR	6	10	1994.39				


**Government of Karnataka**  
**Directorate of Economics and Statistics**  
**Hobli Level Average Yield data for Kharif season 2017-18**

S.N	District	Taluk	Insurance Unit (hobli/ GP)	GP/HOBLI	Crop	IRR_RF	Area_Sown_Ha	No_CCE_Conducted	Average Yield(Kg/Ha)	Name_Of_Higher_Level	No_cce Conducted_Higher	Higher average Yield(Kg/Ha)	Synthetic Yield
413	Belagavi	Savadatti	SAVADATTI	Hobli	Pearl Millet (Bajra/Bulrush Millet/Spiked Millet)	RF	4	10	1334.85				
414	Belagavi	Savadatti	YARAGATTI	Hobli	Pearl Millet (Bajra/Bulrush Millet/Spiked Millet)	IRR	136	10	1688.06				
415	Belagavi	Savadatti	YARAGATTI	Hobli	Pearl Millet (Bajra/Bulrush Millet/Spiked Millet)	RF	863	10	778.60				
416	Belagavi	Savadatti	MURAGODA	Hobli	Pigeon pea (red gram/arhar/tur)	RF	94	10	631.49				
417	Belagavi	Savadatti	YARAGATTI	Hobli	Pigeon pea (red gram/arhar/tur)	RF	182	10	511.73				
418	Belagavi	Savadatti	YARAGATTI	Hobli	Sesame (Gingelly/Til)/Sesamu	RF	74			Taluk Level	8	651.76	
419	Belagavi	Savadatti	MUNAVALLI	Hobli	Sorghum (Jowar/Great Millet)	IRR	7			Taluk Level	31	2776.79	
420	Belagavi	Savadatti	MUNAVALLI	Hobli	Sorghum (Jowar/Great Millet)	RF	6			Taluk Level	33	1625.35	
421	Belagavi	Savadatti	MURAGODA	Hobli	Sorghum (Jowar/Great Millet)	IRR	7			Taluk Level	31	2776.79	
422	Belagavi	Savadatti	MURAGODA	Hobli	Sorghum (Jowar/Great Millet)	RF	415	10	1427.52				
423	Belagavi	Savadatti	SAVADATTI	Hobli	Sorghum (Jowar/Great Millet)	IRR	69	10	3135.73				
424	Belagavi	Savadatti	SAVADATTI	Hobli	Sorghum (Jowar/Great Millet)	RF	6			Taluk Level	33	1625.35	
425	Belagavi	Savadatti	YARAGATTI	Hobli	Sorghum (Jowar/Great Millet)	IRR	170	10	2937.05				
426	Belagavi	Savadatti	YARAGATTI	Hobli	Sorghum (Jowar/Great Millet)	RF	207	10	2108.02				
427	Belagavi	Savadatti	MURAGODA	Hobli	Soybean (bhat)	RF	985	10	1181.44				



**Government of Karnataka**  
**Directorate of Economics and Statistics**  
**Hobli Level Average Yield data for Kharif season 2017-18**

S.N	District	Taluk	Insurance Unit (hobli/ GP)	GP/HOBLI	Crop	IRR_RF	Area_Sown_Ha	No_CCE_Conducted	Average Yield(Kg/Ha)	Name_Of_Higher_Level	No_cce Conducted_Higher	Higher average Yield(Kg/Ha)	Synthetic Yield
428	Belagavi	Savadatti	MUNAVALLI	Hobli	SUNFLOWER	IRR	12	10	1584.47				
429	Belagavi	Savadatti	MUNAVALLI	Hobli	SUNFLOWER	RF	10	10	977.40				
430	Belagavi	Savadatti	MURAGODA	Hobli	SUNFLOWER	RF	10	10	706.53				
431	Belagavi	Savadatti	SAVADATTI	Hobli	SUNFLOWER	IRR	15			Taluk Level	26	1518.92	
432	Belagavi	Savadatti	SAVADATTI	Hobli	SUNFLOWER	RF	10	10	968.90				
433	Belagavi	Savadatti	YARAGATTI	Hobli	SUNFLOWER	IRR	16	10	1145.92				
434	Belagavi	Savadatti	YARAGATTI	Hobli	SUNFLOWER	RF	78	10	697.68				
435	Belagavi	Savadatti	MURAGODA	Hobli	Tomato	NS	100	10	10064.00				
436	Belagavi	Savadatti	YARAGATTI	Hobli	Tomato	NS	32			Taluk Level	19	8176.84	

  
Joint Director  
Crop insurance scheme Division  
Directorate of Economics and Statistics





**Government of Karnataka**  
**Directorate of Economics and Statistics**  
**Hobli Level Average Yield data for Kharif season 2017-18**

S.N	District	Taluk	Insurance Unit (hobli/ GP)	GP/HOBLI	Crop	IRR_RF	Area_Sown_Ha	No_CCE_Conducted	Average Yield(Kg/Ha)	Name_Of_Higher_Level	No_cce Conducted_Higher	Higher average Yield(Kg/Ha)	Synthetic Yield
1	Bengaluru Rural	Devanahalli	KUNDANA	Hobli	French Bean	NS	60			Taluk Level	9	14855.82	
2	Bengaluru Rural	Devanahalli	KUNDANA	Hobli	PADDY	IRR	12	10	4563.71				
3	Bengaluru Rural	Devanahalli	CHANNARAYAPATTANA	Hobli	RAGI	IRR	31	10	3957.82				
4	Bengaluru Rural	Devanahalli	KUNDANA	Hobli	RAGI	IRR	32	10	3451.65				
5	Bengaluru Rural	Devanahalli	VIJAYAPURA	Hobli	RAGI	IRR	26	10	3351.24				
6	Bengaluru Rural	Devanahalli	KUNDANA	Hobli	Tomato	NS	60	10	24903.48				
7	Bengaluru Rural	Devanahalli	VIJAYAPURA	Hobli	Tomato	NS	35	10	16429.00				
8	Bengaluru Rural	Doddaballapura	TUBAGERE	Hobli	French Bean	NS	78	10	9237.77				
9	Bengaluru Rural	Doddaballapura	SASALU	Hobli	GROUNDNUT	RF	36	10	915.31				
10	Bengaluru Rural	Doddaballapura	DODDABELAVANGALA	Hobli	Horse Gram (kulthi/kultha)	RF	70	10	1313.21				
11	Bengaluru Rural	Doddaballapura	KASABA	Hobli	Horse Gram (kulthi/kultha)	RF	64	10	538.99				
12	Bengaluru Rural	Doddaballapura	MADURE	Hobli	Horse Gram (kulthi/kultha)	RF	55	10	698.17				
13	Bengaluru Rural	Doddaballapura	SASALU	Hobli	Horse Gram (kulthi/kultha)	RF	110	10	737.49				
14	Bengaluru Rural	Doddaballapura	TUBAGERE	Hobli	Horse Gram (kulthi/kultha)	RF	82	10	758.27				
15	Bengaluru Rural	Doddaballapura	DODDABELAVANGALA	Hobli	Maize (Makka)	IRR	94	10	6947.10				
16	Bengaluru Rural	Doddaballapura	KASABA	Hobli	Maize (Makka)	IRR	141	10	6208.62				
17	Bengaluru Rural	Doddaballapura	MADURE	Hobli	Maize (Makka)	IRR	140	10	6475.88				
18	Bengaluru Rural	Doddaballapura	SASALU	Hobli	Maize (Makka)	IRR	210	10	5785.75				

**Government of Karnataka**  
**Directorate of Economics and Statistics**  
**Hobli Level Average Yield data for Kharif season 2017-18**

S.N	District	Taluk	Insurance Unit (hobli/ GP)	GP/HOBLI	Crop	IRR_RF	Area_Sown_Ha	No_CCE_Conducted	Average Yield(Kg/Ha)	Name_Of_Higher_Level	No_cce Conducted_Higher	Higher average Yield(Kg/Ha)	Synthetic Yield
19	Bengaluru Rural	Doddaballapura	TUBAGERE	Hobli	Maize (Makka)	IRR	97	10	6217.88				
20	Bengaluru Rural	Doddaballapura	KASABA	Hobli	Pigeon pea (red gram/arhar/tur)	RF	83			Taluk Level	8	850.43	
21	Bengaluru Rural	Doddaballapura	TUBAGERE	Hobli	Pigeon pea (red gram/arhar/tur)	IRR	6			Taluk Level	9	933.66	
22	Bengaluru Rural	Doddaballapura	DODDABELAVANGALA	Hobli	RAGI	IRR	39	10	3981.30				
23	Bengaluru Rural	Doddaballapura	KASABA	Hobli	RAGI	IRR	10	10	3343.15				
24	Bengaluru Rural	Doddaballapura	MADURE	Hobli	RAGI	IRR	23	10	2844.31				
25	Bengaluru Rural	Doddaballapura	SASALU	Hobli	RAGI	IRR	106	10	3558.35				
26	Bengaluru Rural	Doddaballapura	TUBAGERE	Hobli	RAGI	IRR	35			Taluk Level	49	3545.00	
27	Bengaluru Rural	Doddaballapura	KASABA	Hobli	Tomato	NS	58	10	23133.00				
28	Bengaluru Rural	Doddaballapura	TUBAGERE	Hobli	Tomato	NS	84	10	13496.92				
29	Bengaluru Rural	Hoskote	NANDAGUDI	Hobli	Avare/Field bean	RF	124	10	518.00				
30	Bengaluru Rural	Hoskote	ANUGONDANAHALLI	Hobli	French Bean	NS	15			Taluk Level	19	11067.87	
31	Bengaluru Rural	Hoskote	JADIGENAHALLI	Hobli	French Bean	NS	30	10	13005.76				
32	Bengaluru Rural	Hoskote	NANDAGUDI	Hobli	Horse Gram (kulthi/kultha)	RF	12	10	1230.08				
33	Bengaluru Rural	Hoskote	ANUGONDANAHALLI	Hobli	PADDY	IRR	355	10	3129.24				
34	Bengaluru Rural	Hoskote	JADIGENAHALLI	Hobli	Potato	IRR	0			State Level	131	11847.51	
35	Bengaluru Rural	Hoskote	SULIBELE	Hobli	Potato	IRR	0			State Level	131	11847.51	


**Government of Karnataka**  
**Directorate of Economics and Statistics**  
**Hobli Level Average Yield data for Kharif season 2017-18**

S.N	District	Taluk	Insurance Unit (hobli/ GP)	GP/HOBLI	Crop	IRR_RF	Area_Sown_Ha	No_CCE_Conducted	Average Yield(Kg/Ha)	Name_Of_Higher_Level	No_cce_Conducted_Higher	Higher average Yield(Kg/Ha)	Synthetic Yield
36	Bengaluru Rural	Hoskote	ANUGONDANAHALLI	Hobli	RAGI	IRR	33	10	1612.34				
37	Bengaluru Rural	Hoskote	JADIGENAHALLI	Hobli	RAGI	IRR	13	10	3383.00				
38	Bengaluru Rural	Hoskote	KASABA	Hobli	RAGI	IRR	24	10	3448.44				
39	Bengaluru Rural	Hoskote	NANDAGUDI	Hobli	RAGI	IRR	20	10	3256.47				
40	Bengaluru Rural	Hoskote	SULIBELE	Hobli	RAGI	IRR	4			Taluk Level	49	3030.98	
41	Bengaluru Rural	Hoskote	ANUGONDANAHALLI	Hobli	Tomato	NS	18	10	28409.00				
42	Bengaluru Rural	Hoskote	JADIGENAHALLI	Hobli	Tomato	NS	37	10	24540.00				
43	Bengaluru Rural	Hoskote	NANDAGUDI	Hobli	Tomato	NS	51	10	21560.12				
44	Bengaluru Rural	Nelamangala	SOMPURA-2	Hobli	Avare/Field bean	RF	7	10	1062.56				
45	Bengaluru Rural	Nelamangala	SOMPURA	Hobli	Avare/Field bean	RF	144	10	1062.56				
46	Bengaluru Rural	Nelamangala	KASABA-2	Hobli	Horse Gram (kulthi/kultha)	RF	14	10	1135.94				
47	Bengaluru Rural	Nelamangala	KASABA	Hobli	Horse Gram (kulthi/kultha)	RF	131	10	1135.94				
48	Bengaluru Rural	Nelamangala	SOMPURA-2	Hobli	Horse Gram (kulthi/kultha)	RF	5	10	798.71				
49	Bengaluru Rural	Nelamangala	SOMPURA	Hobli	Horse Gram (kulthi/kultha)	RF	189	10	798.71				
50	Bengaluru Rural	Nelamangala	TYAMAGUNDLU-2	Hobli	Horse Gram (kulthi/kultha)	RF	94	10	972.16				
51	Bengaluru Rural	Nelamangala	TYAMAGUNDLU	Hobli	Horse Gram (kulthi/kultha)	RF	57	10	972.16				
52	Bengaluru Rural	Nelamangala	KASABA-2	Hobli	Maize (Makka)	RF	94	10	5489.63				
53	Bengaluru Rural	Nelamangala	KASABA	Hobli	Maize (Makka)	RF	343	10	5489.63				

**Government of Karnataka**  
**Directorate of Economics and Statistics**  
**Hobli Level Average Yield data for Kharif season 2017-18**

S.N	District	Taluk	Insurance Unit (hobli/ GP)	GP/HOBLI	Crop	IRR_RF	Area_Sown_Ha	No_CCE_Conducted	Average Yield(Kg/Ha)	Name_Of_Higher_Level	No_cce Conducted_Higher	Higher average Yield(Kg/Ha)	Synthetic Yield
54	Bengaluru Rural	Nelamangala	SOMPURA-2	Hobli	Maize (Makka)	RF	17	10	5898.22				
55	Bengaluru Rural	Nelamangala	SOMPURA	Hobli	Maize (Makka)	RF	315	10	5898.22				
56	Bengaluru Rural	Nelamangala	TYAMAGUNDLU-2	Hobli	Maize (Makka)	IRR	52	10	5407.40				
57	Bengaluru Rural	Nelamangala	TYAMAGUNDLU-2	Hobli	Maize (Makka)	RF	268	10	4077.80				
58	Bengaluru Rural	Nelamangala	TYAMAGUNDLU	Hobli	Maize (Makka)	IRR	19	10	5407.40				
59	Bengaluru Rural	Nelamangala	TYAMAGUNDLU	Hobli	Maize (Makka)	RF	109	10	4077.80				
60	Bengaluru Rural	Nelamangala	KASABA-2	Hobli	PADDY	IRR	3	10	4574.23				
61	Bengaluru Rural	Nelamangala	KASABA	Hobli	PADDY	IRR	26	10	4574.23				
62	Bengaluru Rural	Nelamangala	SOMPURA-2	Hobli	PADDY	IRR	2	10	5442.10				
63	Bengaluru Rural	Nelamangala	SOMPURA	Hobli	PADDY	IRR	73	10	5442.10				
64	Bengaluru Rural	Nelamangala	TYAMAGUNDLU-2	Hobli	PADDY	IRR	17			Taluk Level	24	5008.06	
65	Bengaluru Rural	Nelamangala	TYAMAGUNDLU	Hobli	PADDY	IRR	1			Taluk Level	24	5008.06	
66	Bengaluru Rural	Nelamangala	KASABA-2	Hobli	RAGI	IRR	0	10	3080.67				
67	Bengaluru Rural	Nelamangala	KASABA	Hobli	RAGI	IRR	25	10	3080.67				
68	Bengaluru Rural	Nelamangala	KASABA	Hobli	Tomato	NS	75	10	21482.28				

8/1

  
**Joint Director**  
Crop insurance scheme Division  
**Directorate of Economics and Statistics**



**Government of Karnataka**  
**Directorate of Economics and Statistics**  
**Hobli Level Average Yield data for Kharif season 2017-18**

S.N	District	Taluk	Insurance Unit (hobli/ GP)	GP/HOBLI	Crop	IRR_RF	Area_So wn_Ha	No_CCE_Conducte d	Average Yield(Kg/Ha)	Name_Of_Higher_Le vel	No_cce Conduct ed_High er	Higher average Yield(Kg/Ha)	SyntheticY ield
1	Bengaluru Urban	Anekal	KAŞABA	Hobli	French Bean	NS	161	10	9651.92				
2	Bengaluru Urban	Anekal	ATTIBELE1	Hobli	PADDY	IRR	1			Taluk Level	10	1408.62	
3	Bengaluru Urban	Anekal	ATTIBELE2	Hobli	PADDY	IRR	0					4821.00	Y
4	Bengaluru Urban	Anekal	SARJAPURA1	Hobli	PADDY	IRR	16	10	1408.62				
5	Bengaluru Urban	Anekal	SARJAPURA2	Hobli	PADDY	IRR	17	10	1408.62				
6	Bengaluru Urban	Anekal	SARJAPURA3	Hobli	PADDY	IRR	0	10	1408.62				
7	Bengaluru Urban	Anekal	ATTIBELE1	Hobli	Tomato	NS	31	10	35734.40				
8	Bengaluru Urban	Anekal	ATTIBELE2	Hobli	Tomato	NS	8	10	35734.40				
9	Bengaluru Urban	Anekal	KASABA2	Hobli	Tomato	NS	80			Taluk Level	28	27446.14	
10	Bengaluru Urban	Anekal	KASABA	Hobli	Tomato	NS	57			Taluk Level	28	27446.14	
11	Bengaluru Urban	Anekal	SARJAPURA1	Hobli	Tomato	NS	43	10	19120.80				
12	Bengaluru Urban	Anekal	SARJAPURA2	Hobli	Tomato	NS	28	10	19120.80				
13	Bengaluru Urban	Anekal	SARJAPURA3	Hobli	Tomato	NS	18	10	19120.80				
14	Bengaluru Urban	Bengaluru North	DASANAPURA1	Hobli	PADDY	IRR	4			Taluk Level	9	4110.33	
15	Bengaluru Urban	Bengaluru North	DASANAPURA2	Hobli	PADDY	IRR	6			Taluk Level	9	4110.33	
16	Bengaluru Urban	Bengaluru North	DASANAPURA3	Hobli	PADDY	IRR	1			Taluk Level	9	4110.33	
17	Bengaluru Urban	Bengaluru South	KENGERI - 1	Hobli	PADDY	IRR	5	10	6927.45				
18	Bengaluru Urban	Bengaluru South	KENGERI - 2	Hobli	PADDY	IRR	3	10	6927.45				

8.

**Government of Karnataka**  
**Directorate of Economics and Statistics**  
**Hobli Level Average Yield data for Kharif season 2017-18**

S.N	District	Taluk	Insurance Unit (hobli/ GP)	GP/HOBLI	Crop	IRR_RF	Area_Sown_Ha	No_CCE_Conducted	Average Yield(Kg/Ha)	Name_Of_Higher_Level	No_cce Conducted_Higher	Higher average Yield(Kg/Ha)	Synthetic Yield
19	Bengaluru Urban	Bengaluru South	KENGERI - 3	Hobli	PADDY	IRR	20	10	6927.45				
20	Bengaluru Urban	Bengaluru South	KENGERI-4	Hobli	PADDY	IRR	0	10	6927.45				
21	Bengaluru Urban	Bengaluru South	TAVAREKERE - 1	Hobli	PADDY	IRR	24	10	7029.17				
22	Bengaluru Urban	Bengaluru South	TAVAREKERE - 2	Hobli	PADDY	IRR	7	10	7029.17				
23	Bengaluru Urban	Bengaluru South	TAVAREKERE - 3	Hobli	PADDY	IRR	10	10	7029.17				
24	Bengaluru Urban	Bengaluru South	UTTARAHALLI -1	Hobli	PADDY	IRR	0	10	5966.28				
25	Bengaluru Urban	Bengaluru South	UTTARAHALLI -2	Hobli	PADDY	IRR	8	10	5966.28				
26	Bengaluru Urban	Bengaluru South	UTTARAHALLI -3	Hobli	PADDY	IRR	8	10	5966.28				
27	Bengaluru Urban	Bengaluru South	UTTARAHALLI -4	Hobli	PADDY	IRR	0	10	5966.28				
28	Bengaluru Urban	Bengaluru South	UTTARAHALLI -5	Hobli	PADDY	IRR	0	10	5966.28				
29	Bengaluru Urban	Bengaluru-East	BIDARAHALLI1	Hobli	PADDY	IRR	15			Taluk Level	12	4451.59	
30	Bengaluru Urban	Bengaluru-East	BIDARAHALLI2	Hobli	PADDY	IRR	9			Taluk Level	12	4451.59	
31	Bengaluru Urban	Bengaluru-East	Bidharahalli3	Hobli	PADDY	IRR	1			Taluk Level	12	4451.59	
32	Bengaluru Urban	Bengaluru-East	VARTURU1	Hobli	PADDY	IRR	1			Taluk Level	12	4451.59	
33	Bengaluru Urban	Bengaluru-East	VARTURU2	Hobli	PADDY	IRR	0			Taluk Level	12	4451.59	
34	Bengaluru Urban	Yalahanka	HESARUGHATTA1	Hobli	French Bean	NS	0			District Level	10	9651.92	
35	Bengaluru Urban	Yalahanka	HESARUGHATTA2	Hobli	French Bean	NS	0			District Level	10	9651.92	
36	Bengaluru Urban	Yalahanka	HESARUGHATTA1	Hobli	Maize (Makka)	RF	36	10	4395.06				

**Government of Karnataka**  
**Directorate of Economics and Statistics**  
**Hobli Level Average Yield data for Kharif season 2017-18**

S.N	District	Taluk	Insurance Unit (hobli/ GP)	GP/HOBLI	Crop	IRR_RF	Area_Sown_Ha	No_CCE_Conducted	Average Yield(Kg/Ha)	Name_Of_Higher_Level	No_cce_Conducted_Higher	Higher average Yield(Kg/Ha)	Synthetic Yield
37	Bengaluru Urban	Yalahanka	HESARUGHATTA2	Hobli	Maize (Makka)	RF	202	10	4395.06				
38	Bengaluru Urban	Yalahanka	JALA1	Hobli	Maize (Makka)	RF	2			Taluk Level	12	5235.21	
39	Bengaluru Urban	Yalahanka	JALA2	Hobli	Maize (Makka)	RF	8			Taluk Level	12	5235.21	
40	Bengaluru Urban	Yalahanka	Jala3	Hobli	Maize (Makka)	RF	13			Taluk Level	12	5235.21	
41	Bengaluru Urban	Yalahanka	HESARUGHATTA1	Hobli	PADDY	IRR	2			Taluk Level	12	5509.13	
42	Bengaluru Urban	Yalahanka	HESARUGHATTA2	Hobli	PADDY	IRR	0			Taluk Level	12	5509.13	
43	Bengaluru Urban	Yalahanka	JALA1	Hobli	PADDY	IRR	5			Taluk Level	12	5509.13	
44	Bengaluru Urban	Yalahanka	JALA2	Hobli	PADDY	IRR	15			Taluk Level	12	5509.13	
45	Bengaluru Urban	Yalahanka	Jala3	Hobli	PADDY	IRR	19			Taluk Level	12	5509.13	
46	Bengaluru Urban	Yalahanka	HESARUGHATTA1	Hobli	Tomato	NS	3	10	45829.20				
47	Bengaluru Urban	Yalahanka	HESARUGHATTA2	Hobli	Tomato	NS	13	10	45829.20				

  
Joint Director  
Crop insurance scheme Division  
Directorate of Economics and Statistics



**Government of Karnataka**  
**Directorate of Economics and Statistics**  
**Hobli Level Average Yield data for Kharlf season 2017-18**

S.N	District	Taluk	Insurance Unit (hobli/ GP)	GP/HOBLI	Crop	IRR_RF	Area_Sown_Ha	No_CCE_Conducted	Average Yield(Kg/Ha)	Name_Of_Higher_Level	No_cce_Conducted_Higher	Higher average Yield(Kg/Ha)	Synthetic Yield
1	Bidar	Aurad	CHINTAKI	Hobli	Black Gram (urd bean)	RF	1033	10	666.45				
2	Bidar	Aurad	DABAKA	Hobli	Black Gram (urd bean)	RF	806	10	608.13				
3	Bidar	Aurad	KAMALANAGARA	Hobli	Black Gram (urd bean)	RF	1161	10	624.57				
4	Bidar	Aurad	OWRADABI	Hobli	Black Gram (urd bean)	RF	566	10	475.29				
5	Bidar	Aurad	SANTAPURA	Hobli	Black Gram (urd bean)	RF	2360	10	574.03				
6	Bidar	Aurad	TANAKUSANURA	Hobli	Black Gram (urd bean)	RF	1763	10	684.89				
7	Bidar	Aurad	CHINTAKI	Hobli	Green Gram (Moong Bean/ Moong)	RF	1215	10	1013.48				
8	Bidar	Aurad	DABAKA	Hobli	Green Gram (Moong Bean/ Moong)	RF	1357	10	665.02				
9	Bidar	Aurad	KAMALANAGARA	Hobli	Green Gram (Moong Bean/ Moong)	RF	1390	10	934.75				
10	Bidar	Aurad	OWRADABI	Hobli	Green Gram (Moong Bean/ Moong)	RF	616	10	725.06				
11	Bidar	Aurad	SANTAPURA	Hobli	Green Gram (Moong Bean/ Moong)	RF	2305	10	1043.87				
12	Bidar	Aurad	TANAKUSANURA	Hobli	Green Gram (Moong Bean/ Moong)	RF	1634	10	817.58				
13	Bidar	Aurad	SANTAPURA	Hobli	GROUNDNUT	RF	0			District Level	16	649.84	
14	Bidar	Aurad	CHINTAKI	Hobli	PADDY	RF	0			Taluk Level	4	1701.26	
15	Bidar	Aurad	DABAKA	Hobli	PADDY	RF	1			Taluk Level	4	1701.26	

**Government of Karnataka**  
**Directorate of Economics and Statistics**  
**Hobli Level Average Yield data for Kharif season 2017-18**

S.N	District	Taluk	Insurance Unit (hobli/ GP)	GP/HOBLI	Crop	IRR_RF	Area_Sown_Ha	No_CCE_Conducted	Average Yield(Kg/Ha)	Name_Of_Higher_Level	No_cce Conducted_Higher	Higher average Yield(Kg/Ha)	Synthetic yield
16	Bidar	Aurad	OWRADABI	Hobli	PADDY	RF	0			Taluk Level	4	1701.26	
17	Bidar	Aurad	SANTAPURA	Hobli	PADDY	RF	2			Taluk Level	4	1701.26	
18	Bidar	Aurad	DABAKA	Hobli	Pearl Millet (Bajra/Bulrush Millet/Spiked Millet)	RF	0			District Level	80	1527.50	
19	Bidar	Aurad	CHINTAKI	Hobli	Sesame (Gingelly/Til)/Sesamu	RF	3			Taluk Level	28	973.86	
20	Bidar	Aurad	DABAKA	Hobli	Sesame (Gingelly/Til)/Sesamu	RF	2			Taluk Level	28	973.86	
21	Bidar	Aurad	KAMALANAGARA	Hobli	Sesame (Gingelly/Til)/Sesamu	RF	68			Taluk Level	28	973.86	
22	Bidar	Aurad	OWRADABI	Hobli	Sesame (Gingelly/Til)/Sesamu	RF	4			Taluk Level	28	973.86	
23	Bidar	Aurad	SANTAPURA	Hobli	Sesame (Gingelly/Til)/Sesamu	RF	52			Taluk Level	28	973.86	
24	Bidar	Aurad	TANAKUSANURA	Hobli	Sesame (Gingelly/Til)/Sesamu	RF	78			Taluk Level	28	973.86	
25	Bidar	Aurad	CHINTAKI	Hobli	Sorghum (Jowar/Great Millet)	RF	1017	10	2241.52				
26	Bidar	Aurad	DABAKA	Hobli	Sorghum (Jowar/Great Millet)	RF	1562	10	2607.22				
27	Bidar	Aurad	KAMALANAGARA	Hobli	Sorghum (Jowar/Great Millet)	RF	254			Taluk Level	54	2152.52	
28	Bidar	Aurad	OWRADABI	Hobli	Sorghum (Jowar/Great Millet)	RF	544	10	2391.25				
29	Bidar	Aurad	SANTAPURA	Hobli	Sorghum (Jowar/Great Millet)	RF	542			Taluk Level	54	2152.52	
30	Bidar	Aurad	TANAKUSANURA	Hobli	Sorghum (Jowar/Great Millet)	RF	369			Taluk Level	54	2152.52	
31	Bidar	Aurad	KAMALANAGARA	Hobli	SUNFLOWER	RF	0			District Level	10	463.78	
32	Bidar	Basavakalyan	BASAVAKALYANA	Hobli	Black Gram (urd bean)	RF	540	10	815.90				



**Government of Karnataka**  
**Directorate of Economics and Statistics**  
**Hobli Level Average Yield data for Kharif season 2017-18**

S.N	District	Taluk	Insurance Unit (hobli/ GP)	GP/HOBLI	Crop	IRR_RF	Area_Sown_Ha	No_CCE_Conducted	Average Yield(Kg/Ha)	Name_Of_Higher_Level	No_cce Conducted_Higher	Higher average Yield(Kg/Ha)	Synthetic Yield
33	Bidar	Basavakalyan	HULASURA	Hobli	Black Gram (urd bean)	RF	830	10	570.60				
34	Bidar	Basavakalyan	KOHINURA	Hobli	Black Gram (urd bean)	RF	410	10	563.94				
35	Bidar	Basavakalyan	MANTALA	Hobli	Black Gram (urd bean)	RF	430	10	599.22				
36	Bidar	Basavakalyan	MUDABI	Hobli	Black Gram (urd bean)	RF	440	10	803.52				
37	Bidar	Basavakalyan	RAJESHVARA	Hobli	Black Gram (urd bean)	RF	780	10	705.66				
38	Bidar	Basavakalyan	BASAVAKALYANA	Hobli	Green Gram (Moong Bean/ Moong)	RF	680	10	797.51				
39	Bidar	Basavakalyan	HULASURA	Hobli	Green Gram (Moong Bean/ Moong)	RF	1030	10	690.00				
40	Bidar	Basavakalyan	KOHINURA	Hobli	Green Gram (Moong Bean/ Moong)	RF	210	10	601.58				
41	Bidar	Basavakalyan	MANTALA	Hobli	Green Gram (Moong Bean/ Moong)	RF	420	10	769.73				
42	Bidar	Basavakalyan	MUDABI	Hobli	Green Gram (Moong Bean/ Moong)	RF	580	10	864.85				
43	Bidar	Basavakalyan	RAJESHVARA	Hobli	Green Gram (Moong Bean/ Moong)	RF	740	10	896.34				
44	Bidar	Basavakalyan	BASAVAKALYANA	Hobli	GROUNDNUT	RF	2			Taluk Level	10	606.30	
45	Bidar	Basavakalyan	HULASURA	Hobli	GROUNDNUT	RF	2			Taluk Level	10	606.30	
46	Bidar	Basavakalyan	MUDABI	Hobli	Maize (Makka)	RF	1			Taluk Level	4	2358.99	
47	Bidar	Basavakalyan	RAJESHVARA	Hobli	Maize (Makka)	RF	1			Taluk Level	4	2358.99	

**Government of Karnataka**  
**Directorate of Economics and Statistics**  
**Hobli Level Average Yield data for Kharif season 2017-18**

S.N	District	Taluk	Insurance Unit (hobli/ GP)	GP/HOBLI	Crop	IRR_RF	Area_Sown_Ha	No_CCE_Conducted	Average Yield(Kg/Ha)	Name_Of_Higher_Level	No_cce_Conducted_Higher	Higher average Yield(Kg/Ha)	Synthetic Yield
48	Bidar	Basavakalyan	BASAVAKALYANA	Hobli	PADDY	RF	1			Taluk Level	33	1916.65	
49	Bidar	Basavakalyan	HULASURA	Hobli	PADDY	RF	1			Taluk Level	33	1916.65	
50	Bidar	Basavakalyan	KOHINURA	Hobli	PADDY	RF	6			Taluk Level	33	1916.65	
51	Bidar	Basavakalyan	MANTALA	Hobli	PADDY	IRR	61	10	2533.88				
52	Bidar	Basavakalyan	MANTALA	Hobli	PADDY	RF	2			Taluk Level	33	1916.65	
53	Bidar	Basavakalyan	MUDABI	Hobli	PADDY	RF	2			Taluk Level	33	1916.65	
54	Bidar	Basavakalyan	RAJESHVARA	Hobli	PADDY	IRR	10	10	2384.90				
55	Bidar	Basavakalyan	RAJESHVARA	Hobli	PADDY	RF	11			Taluk Level	33	1916.65	
56	Bidar	Basavakalyan	BASAVAKALYANA	Hobli	Pearl Millet (Bajra/Bulrush Millet/Spiked Millet)	RF	428	10	1983.26				
57	Bidar	Basavakalyan	HULASURA	Hobli	Pearl Millet (Bajra/Bulrush Millet/Spiked Millet)	RF	5			Taluk Level	54	1467.72	
58	Bidar	Basavakalyan	KOHINURA	Hobli	Pearl Millet (Bajra/Bulrush Millet/Spiked Millet)	RF	291	10	1184.36				
59	Bidar	Basavakalyan	MANTALA	Hobli	Pearl Millet (Bajra/Bulrush Millet/Spiked Millet)	RF	295	10	1178.99				
60	Bidar	Basavakalyan	MUDABI	Hobli	Pearl Millet (Bajra/Bulrush Millet/Spiked Millet)	RF	496	10	1495.91				
61	Bidar	Basavakalyan	RAJESHVARA	Hobli	Pearl Millet (Bajra/Bulrush Millet/Spiked Millet)	RF	198	10	1602.54				
62	Bidar	Basavakalyan	BASAVAKALYANA	Hobli	Sesame (Gingelly/Til)/Sesamu	RF	6	10	1161.72				

**Government of Karnataka**  
**Directorate of Economics and Statistics**  
**Hobli Level Average Yield data for Kharif season 2017-18**

S.N	District	Taluk	Insurance Unit (hobli/ GP)	GP/HOBLI	Crop	IRR_RF	Area_Sown_Ha	No_CCE_Conducted	Average Yield(Kg/Ha)	Name_Of_Higher_Level	No_cce_Conducted_Higher	Higher average Yield(Kg/Ha)	Synthetic Yield
63	Bidar	Basavakalyan	HULASURA	Hobli	Sesame (Gingelly/Til)/Sesamu	RF	4			Taluk Level	56	1359.40	
64	Bidar	Basavakalyan	KOHINURA	Hobli	Sesame (Gingelly/Til)/Sesamu	RF	40	10	1487.61				
65	Bidar	Basavakalyan	MANTALA	Hobli	Sesame (Gingelly/Til)/Sesamu	RF	18	10	1411.47				
66	Bidar	Basavakalyan	MUDABI	Hobli	Sesame (Gingelly/Til)/Sesamu	RF	62	10	1418.06				
67	Bidar	Basavakalyan	RAJESHVARA	Hobli	Sesame (Gingelly/Til)/Sesamu	RF	15	10	1367.91				
68	Bidar	Basavakalyan	BASAVAKALYANA	Hobli	Sorghum (Jowar/Great Millet)	RF	1591	10	1903.17				
69	Bidar	Basavakalyan	HULASURA	Hobli	Sorghum (Jowar/Great Millet)	RF	1075	10	2332.14				
70	Bidar	Basavakalyan	KOHINURA	Hobli	Sorghum (Jowar/Great Millet)	RF	1036	10	1050.45				
71	Bidar	Basavakalyan	MANTALA	Hobli	Sorghum (Jowar/Great Millet)	RF	1096	10	1889.19				
72	Bidar	Basavakalyan	MUDABI	Hobli	Sorghum (Jowar/Great Millet)	RF	1315	10	1877.71				
73	Bidar	Basavakalyan	RAJESHVARA	Hobli	Sorghum (Jowar/Great Millet)	RF	1299	10	2129.34				
74	Bidar	Basavakalyan	BASAVAKALYANA	Hobli	SUNFLOWER	RF	0			Taluk Level	10	463.78	
75	Bidar	Basavakalyan	HULASURA	Hobli	SUNFLOWER	RF	0			Taluk Level	10	463.78	
76	Bidar	Basavakalyan	KOHINURA	Hobli	SUNFLOWER	RF	4			Taluk Level	10	463.78	
77	Bidar	Basavakalyan	MANTALA	Hobli	SUNFLOWER	RF	1			Taluk Level	10	463.78	
78	Bidar	Basavakalyan	MUDABI	Hobli	SUNFLOWER	RF	4			Taluk Level	10	463.78	
79	Bidar	Basavakalyan	RAJESHVARA	Hobli	SUNFLOWER	RF	0			Taluk Level	10	463.78	
80	Bidar	Bhalki	BHALKI	Hobli	Black Gram (urd bean)	RF	2098	10	637.12				



**Government of Karnataka**  
**Directorate of Economics and Statistics**  
**Hobli Level Average Yield data for Kharif season 2017-18**

S.N	District	Taluk	Insurance Unit (hobli/ GP)	GP/HOBLI	Crop	IRR_RF	Area_Sown_Ha	No_CCE_Conducted	Average Yield(Kg/Ha)	Name_Of_Higher_Level	No_cce Conducted_Higher	Higher average Yield(Kg/Ha)	Synthetic Yield
81	Bidar	Bhalki	HALABARGA	Hobli	Black Gram (urd bean)	RF	2058	10	764.95				
82	Bidar	Bhalki	KHATAKA CHINCHULI	Hobli	Black Gram (urd bean)	RF	1733	10	738.81				
83	Bidar	Bhalki	LAKHANAGANVA	Hobli	Black Gram (urd bean)	RF	1418	10	803.69				
84	Bidar	Bhalki	NITTURABH	Hobli	Black Gram (urd bean)	RF	1827	10	700.78				
85	Bidar	Bhalki	SAYAGANVA	Hobli	Black Gram (urd bean)	RF	1095	10	844.71				
86	Bidar	Bhalki	BHALKI	Hobli	Green Gram (Moong Bean/ Moong)	RF	2238	10	590.75				
87	Bidar	Bhalki	HALABARGA	Hobli	Green Gram (Moong Bean/ Moong)	RF	2021	10	635.27				
88	Bidar	Bhalki	KHATAKA CHINCHULI	Hobli	Green Gram (Moong Bean/ Moong)	RF	1964	10	695.18				
89	Bidar	Bhalki	LAKHANAGANVA	Hobli	Green Gram (Moong Bean/ Moong)	RF	1229	10	689.30				
90	Bidar	Bhalki	NITTURABH	Hobli	Green Gram (Moong Bean/ Moong)	RF	1545	10	740.15				
91	Bidar	Bhalki	SAYAGANVA	Hobli	Green Gram (Moong Bean/ Moong)	RF	1392	10	827.94				
92	Bidar	Bhalki	SAYAGANVA	Hobli	GROUNDNUT	RF	2			Taluk Level	6	722.40	
93	Bidar	Bhalki	LAKHANAGANVA	Hobli	Maize (Makka)	RF	0			District Level	26	3628.18	
94	Bidar	Bhalki	HALABARGA	Hobli	PADDY	RF	2			Taluk Level	8	1929.62	
95	Bidar	Bhalki	LAKHANAGANVA	Hobli	PADDY	RF	2			Taluk Level	8	1929.62	

**Government of Karnataka**  
**Directorate of Economics and Statistics**  
**Hobli Level Average Yield data for Kharif season 2017-18**

S.N	District	Taluk	Insurance Unit (hobli/ GP)	GP/HOBLI	Crop	IRR_RF	Area_Sown_Ha	No_CCE_Conducted	Average Yield(Kg/Ha)	Name_Of_Higher_Level	No_cce_Conducted_Higher	Higher average Yield(Kg/Ha)	Synthetic Yield
96	Bidar	Bhalki	SAYAGANVA	Hobli	PADDY	RF	1			Taluk Level	8	1929.62	
97	Bidar	Bhalki	BHALKI	Hobli	Sorghum (Jowar/Great Millet)	RF	15			Taluk Level	54	2200.33	
98	Bidar	Bhalki	HALABARGA	Hobli	Sorghum (Jowar/Great Millet)	RF	63	10	1720.42				
99	Bidar	Bhalki	KHATAKA CHINCHULI	Hobli	Sorghum (Jowar/Great Millet)	RF	20	10	2418.68				
100	Bidar	Bhalki	LAKHANAGANVA	Hobli	Sorghum (Jowar/Great Millet)	RF	73	10	2063.39				
101	Bidar	Bhalki	NITTURABH	Hobli	Sorghum (Jowar/Great Millet)	RF	7			Taluk Level	54	2200.33	
102	Bidar	Bhalki	SAYAGANVA	Hobli	Sorghum (Jowar/Great Millet)	RF	98	10	2522.61				
103	Bidar	Bhalki	LAKHANAGANVA	Hobli	Soybean (bhat)	IRR	3			Taluk Level	16	1767.45	
104	Bidar	Bhalki	NITTURABH	Hobli	Soybean (bhat)	IRR	4	10	1652.83				
105	Bidar	Bhalki	HALABARGA(H)	Hobli	Sugarcane(Irrigated)	IRR			80652.00				
106	Bidar	Bhalki	KHATAKA CHINCHULI(H)	Hobli	Sugarcane(Irrigated)	IRR						77601.66	
107	Bidar	Bhalki	LAKHANAGANVA(H)	Hobli	Sugarcane(Irrigated)	IRR			69020.40				
108	Bidar	Bhalki	SAYAGANVA	Hobli	SUNFLOWER	RF	0			District Level	10	463.78	
109	Bidar	Bidar	BAGADALA	Hobli	Black Gram (urd bean)	RF	987	10	1047.26				
110	Bidar	Bidar	BEEDARA UTTARA	Hobli	Black Gram (urd bean)	RF	1021	10	843.03				
111	Bidar	Bidar	BEEDARADAKSHINA	Hobli	Black Gram (urd bean)	RF	291	10	809.06				
112	Bidar	Bidar	JANAVADA	Hobli	Black Gram (urd bean)	RF	1025	10	650.38				
113	Bidar	Bidar	KAMATANA	Hobli	Black Gram (urd bean)	RF	625	10	612.21				

**Government of Karnataka**  
**Directorate of Economics and Statistics**  
**Hobli Level Average Yield data for Kharif season 2017-18**

S.N	District	Taluk	Insurance Unit (hobli/ GP)	GP/HOBLI	Crop	IRR_RF	Area_Sown_Ha	No_CCE_Conducted	Average Yield(Kg/Ha)	Name_Of_Higher_Level	No_cce_Conducted_Higher	Higher average Yield(Kg/Ha)	Synthetic Yield
114	Bidar	Bidar	MANNALLI	Hobli	Black Gram (urd bean)	RF	700	10	809.49				
115	Bidar	Bidar	BAGADALA	Hobli	Green Gram (Moong Bean/ Moong)	RF	1150	10	951.83				
116	Bidar	Bidar	BEEDARA UTTARA	Hobli	Green Gram (Moong Bean/ Moong)	RF	1764	10	895.08				
117	Bidar	Bidar	BEEDARADAKSHINA	Hobli	Green Gram (Moong Bean/ Moong)	RF	377			Taluk Level	59	878.14	
118	Bidar	Bidar	JANAVADA	Hobli	Green Gram (Moong Bean/ Moong)	RF	1200	10	849.70				
119	Bidar	Bidar	KAMATANA	Hobli	Green Gram (Moong Bean/ Moong)	RF	429	10	785.89				
120	Bidar	Bidar	MANNALLI	Hobli	Green Gram (Moong Bean/ Moong)	RF	800	10	800.33				
121	Bidar	Bidar	BAGADALA	Hobli	Maize (Makka)	RF	2			Taluk Level	4	3272.63	
122	Bidar	Bidar	BAGADALA	Hobli	PADDY	IRR	53			Taluk Level	49	4212.08	
123	Bidar	Bidar	BAGADALA	Hobli	PADDY	RF	2			Taluk Level	16	2461.44	
124	Bidar	Bidar	BEEDARA UTTARA	Hobli	PADDY	IRR	112	10	4010.24				
125	Bidar	Bidar	BEEDARADAKSHINA	Hobli	PADDY	IRR	51	10	4156.42				
126	Bidar	Bidar	JANAVADA	Hobli	PADDY	RF	3			Taluk Level	16	2461.44	
127	Bidar	Bidar	KAMATANA	Hobli	PADDY	IRR	25	10	4475.97				
128	Bidar	Bidar	KAMATANA	Hobli	PADDY	RF	2			Taluk Level	16	2461.44	



**Government of Karnataka**  
**Directorate of Economics and Statistics**  
**Hobli Level Average Yield data for Kharif season 2017-18**

S.N	District	Taluk	Insurance Unit (hobli/ GP)	GP/HOBLI	Crop	IRR_RF	Area_Sown_Ha	No_CCE_Conducted	Average Yield(Kg/Ha)	Name_Of_Higher_Level	No_cce_Conducted_Higher	Higher average Yield(Kg/Ha)	Synthetic Yield
129	Bidar	Bidar	MANNALLI	Hobli	PADDY	IRR	69	10	4397.92				
130	Bidar	Bidar	BAGADALA	Hobli	Sesame (Gingelly/Til)/Sesamu	RF	55			Taluk Level	8	1387.17	
131	Bidar	Bidar	BAGADALA	Hobli	Sorghum (Jowar/Great Millet)	RF	437	10	2446.61				
132	Bidar	Bidar	BEEDARA UTTARA	Hobli	Sorghum (Jowar/Great Millet)	RF	191	10	1478.47				
133	Bidar	Bidar	BEEDARADAKSHINA	Hobli	Sorghum (Jowar/Great Millet)	RF	385	10	1812.22				
134	Bidar	Bidar	JANAVADA	Hobli	Sorghum (Jowar/Great Millet)	RF	474			Taluk Level	54	1882.54	
135	Bidar	Bidar	KAMATANA	Hobli	Sorghum (Jowar/Great Millet)	RF	662	10	1907.65				
136	Bidar	Bidar	MANNALLI	Hobli	Sorghum (Jowar/Great Millet)	RF	601	10	2019.98				
137	Bidar	Bidar	JANAVADA	Hobli	SUNFLOWER	RF	0			District Level	10	463.78	
138	Bidar	Bidar	KAMATANA	Hobli	SUNFLOWER	RF	0			District Level	10	463.78	
139	Bidar	Chitaguppa	CHITAGUPPA	Hobli	Black Gram (urd bean)	RF	1185	10	737.28				
140	Bidar	Chitaguppa	CHITAGUPPA	Hobli	Green Gram (Moong Bean/ Moong)	RF	1572	10	1113.77				
141	Bidar	Chitaguppa	CHITAGUPPA	Hobli	Maize (Makka)	RF	1			Taluk Level	2	3984.07	
142	Bidar	Chitaguppa	CHITAGUPPA	Hobli	PADDY	IRR	182			Taluk Level	8	3864.04	
143	Bidar	Chitaguppa	CHITAGUPPA	Hobli	PADDY	RF	8	10	2091.53				
144	Bidar	Chitaguppa	CHITAGUPPA	Hobli	Pearl Millet (Bajra/Bulrush Millet/Spiked Millet)	RF	2			Taluk Level	8	1501.09	
145	Bidar	Chitaguppa	CHITAGUPPA	Hobli	Sesame (Gingelly/Til)/Sesamu	RF	146	10	1247.36				

**Government of Karnataka**  
**Directorate of Economics and Statistics**  
**Hobli Level Average Yield data for Kharif season 2017-18**


S.N	District	Taluk	Insurance Unit (hobli/ GP)	GP/HOBLI	Crop	IRR_RF	Area_Sown_Ha	No_CCE_Conducted	Average Yield(Kg/Ha)	Name_Of_Higher_Level	No_cce Conducted_Higher	Higher average Yield(Kg/Ha)	Synthetic Yield
146	Bidar	Chitaguppa	CHITAGUPPA	Hobli	Sorghum (Jowar/Great Millet)	RF	973	10	2114.23				
147	Bidar	Humnabad	BEMALAKHEDA	Hobli	Black Gram (urd bean)	RF	890	10	655.45				
148	Bidar	Humnabad	DUBALAGUNDI	Hobli	Black Gram (urd bean)	RF	1052	10	770.59				
149	Bidar	Humnabad	HALLILIKHEDABI	Hobli	Black Gram (urd bean)	RF	813	10	720.99				
150	Bidar	Humnabad	HUMANABADA	Hobli	Black Gram (urd bean)	RF	1054	10	639.07				
151	Bidar	Humnabad	NIRNA	Hobli	Black Gram (urd bean)	RF	624	10	802.75				
152	Bidar	Humnabad	BEMALAKHEDA	Hobli	Green Gram (Moong Bean/ Moong)	RF	786	10	848.80				
153	Bidar	Humnabad	DUBALAGUNDI	Hobli	Green Gram (Moong Bean/ Moong)	RF	1062			Taluk Level	48	821.16	
154	Bidar	Humnabad	HALLILIKHEDABI	Hobli	Green Gram (Moong Bean/ Moong)	RF	832	10	801.69				
155	Bidar	Humnabad	HUMANABADA	Hobli	Green Gram (Moong Bean/ Moong)	RF	1225	10	746.38				
156	Bidar	Humnabad	NIRNA	Hobli	Green Gram (Moong Bean/ Moong)	RF	761	10	794.44				
157	Bidar	Humnabad	BEMALAKHEDA	Hobli	Maize (Makka)	RF	3			Taluk Level	16	3989.88	
158	Bidar	Humnabad	NIRNA	Hobli	Maize (Makka)	RF	103	10	4076.34				
159	Bidar	Humnabad	DUBALAGUNDI	Hobli	PADDY	IRR	3			Taluk Level	24	3616.90	
160	Bidar	Humnabad	DUBALAGUNDI	Hobli	PADDY	RF	0			Taluk Level	14	2020.60	

**Government of Karnataka**  
**Directorate of Economics and Statistics**  
**Hobli Level Average Yield data for Kharif season 2017-18**

S.N	District	Taluk	Insurance Unit (hobli/ GP)	GP/HOBLI	Crop	IRR_RF	Area_Sown_Ha	No_CCE_Conducted	Average Yield(Kg/Ha)	Name_Of_Higher_Level	No_cce_Conducted_Higher	Higher average Yield(Kg/Ha)	Synthetic Yield
161	Bidar	Humnabad	HUMANABADA	Hobli	PADDY	IRR	76	10	2935.36				
162	Bidar	Humnabad	HUMANABADA	Hobli	PADDY	RF	4			Taluk Level	14	2020.60	
163	Bidar	Humnabad	NIRNA	Hobli	PADDY	IRR	154	10	3910.02				
164	Bidar	Humnabad	NIRNA	Hobli	PADDY	RF	22	10	1871.07				
165	Bidar	Humnabad	DUBALAGUNDI	Hobli	Pearl Millet (Bajra/Bulrush Millet/Spiked Millet)	RF	3			Taluk Level	18	1718.58	
166	Bidar	Humnabad	HUMANABADA	Hobli	Pearl Millet (Bajra/Bulrush Millet/Spiked Millet)	RF	2			Taluk Level	18	1718.58	
167	Bidar	Humnabad	NIRNA	Hobli	Pearl Millet (Bajra/Bulrush Millet/Spiked Millet)	RF	159			Taluk Level	18	1718.58	
168	Bidar	Humnabad	BEMALAKHEDA	Hobli	Sesame (Gingelly/Til)/Sesamu	RF	51	10	1348.96				
169	Bidar	Humnabad	DUBALAGUNDI	Hobli	Sesame (Gingelly/Til)/Sesamu	RF	106	10	1054.99				
170	Bidar	Humnabad	HALLILIKHEDABI	Hobli	Sesame (Gingelly/Til)/Sesamu	RF	13	10	886.51				
171	Bidar	Humnabad	HUMANABADA	Hobli	Sesame (Gingelly/Til)/Sesamu	RF	49	10	1070.50				
172	Bidar	Humnabad	NIRNA	Hobli	Sesame (Gingelly/Til)/Sesamu	RF	122	10	1353.74				
173	Bidar	Humnabad	BEMALAKHEDA	Hobli	Sorghum (Jowar/Great Millet)	RF	324	10	2118.17				
174	Bidar	Humnabad	DUBALAGUNDI	Hobli	Sorghum (Jowar/Great Millet)	RF	1472	10	2802.55				
175	Bidar	Humnabad	HALLILIKHEDABI	Hobli	Sorghum (Jowar/Great Millet)	RF	498	10	2173.84				
176	Bidar	Humnabad	HUMANABADA	Hobli	Sorghum (Jowar/Great Millet)	RF	1769	10	2207.57				

**Government of Karnataka**  
**Directorate of Economics and Statistics**  
**Hobli Level Average Yield data for Kharif season 2017-18**

S.N	District	Taluk	Insurance Unit (hobli/ GP)	GP/HOBLI	Crop	IRR_RF	Area_Sown_Ha	No_CCE_Conducted	Average Yield(Kg/Ha)	Name_Of_Higher_Level	No_cce Conducted_Higher	Higher average Yield(Kg/Ha)	Synthetic Yield
177	Bidar	Humnabad	NIRNA	Hobli	Sorghum (Jowar/Great Millet)	RF	571	10	2414.55				
178	Bidar	Humnabad	DUBALAGUNDI	Hobli	SUNFLOWER	RF	2			District Level	10	463.78	
179	Bidar	Humnabad	HUMANABADA	Hobli	SUNFLOWER	RF	0			District Level	10	463.78	

  
**Joint Director**  
**Crop insurance scheme Division**  
**Directorate of Economics and Statistics**

②

**Government of Karnataka  
Directorate of Economics and Statistics**

**Hobli Level Average Yield data for Kharif season 2017-18**

S.N	District	Taluk	Insurance Unit (hobli/ GP)	GP/HOBLI	Crop	IRR_RF	Area_Sown_Ha	No_CCE_Conducted	Average Yield(Kg/Ha)	Name_Of_Higher_Level	No_cce_Conducted_Higher	Higher average Yield(Kg/Ha)	Synthetic Yield
1	ChamarajNagar	ChamarajaNagara	CHANDAKAVADI	Hobli	Black Gram (urd bean)	RF	242	10	157.02				
2	ChamarajNagar	ChamarajaNagara	HARADANAHALLI	Hobli	Black Gram (urd bean)	RF	94			Taluk Level	38	255.63	
3	ChamarajNagar	ChamarajaNagara	KASABA	Hobli	Black Gram (urd bean)	RF	248	10	217.10				
4	ChamarajNagar	ChamarajaNagara	SANTEMARAHALLI	Hobli	Black Gram (urd bean)	RF	1233	10	437.83				
5	ChamarajNagar	ChamarajaNagara	CHANDAKAVADI	Hobli	Brinjal	NS	10			Taluk Level	8	8917.50	
6	ChamarajNagar	ChamarajaNagara	HARAVE	Hobli	Castor (Rehri, Rendi, Arandi)	RF	45	10	801.43				
7	ChamarajNagar	ChamarajaNagara	HARAVE	Hobli	COTTON	RF	73	10	290.68				
8	ChamarajNagar	ChamarajaNagara	HARAVE	Hobli	Cowpea/Alasande	RF	149	10	34.55				
9	ChamarajNagar	ChamarajaNagara	SANTEMARAHALLI	Hobli	Cowpea/Alasande	RF	63	10	116.10				
10	ChamarajNagar	ChamarajaNagara	CHANDAKAVADI	Hobli	Green Gram (Moong Bean/ Moong)	RF	585	10	292.86				
11	ChamarajNagar	ChamarajaNagara	HARADANAHALLI	Hobli	Green Gram (Moong Bean/ Moong)	RF	62	10	25.92				
12	ChamarajNagar	ChamarajaNagara	HARAVE	Hobli	Green Gram (Moong Bean/ Moong)	RF	112	10	108.94				
13	ChamarajNagar	ChamarajaNagara	KASABA	Hobli	Green Gram (Moong Bean/ Moong)	RF	112	10	27.08				
14	ChamarajNagar	ChamarajaNagara	SANTEMARAHALLI	Hobli	Green Gram (Moong Bean/ Moong)	RF	598	10	395.51				
15	ChamarajNagar	ChamarajaNagara	HARADANAHALLI	Hobli	GROUNDNUT	RF	43			Taluk Level	30	1296.02	

**Government of Karnataka**  
**Directorate of Economics and Statistics**  
**Hobli Level Average Yield data for Kharif season 2017-18**

S.N	District	Taluk	Insurance Unit (hobli/ GP)	GP/HOBLI	Crop	IRR_RF	Area_Sown_Ha	No_CCE_Conducted	Average Yield(Kg/Ha)	Name_Of_Higher_Level	No_cce Conducted_Higher	Higher average Yield(Kg/Ha)	Synthetic Yield
16	ChamarajNagar	ChamarajaNagara	HARAVE	Hobli	GROUNDNUT	RF	84	10	1241.92				
17	ChamarajNagar	ChamarajaNagara	KASABA	Hobli	GROUNDNUT	RF	406			Taluk Level	30	1296.02	
18	ChamarajNagar	ChamarajaNagara	SANTEMARAHALLI	Hobli	GROUNDNUT	RF	4			Taluk Level	30	1296.02	
19	ChamarajNagar	ChamarajaNagara	CHANDAKAVADI	Hobli	Horse Gram (kulthi/kultha)	RF	38	10	747.88				
20	ChamarajNagar	ChamarajaNagara	CHANDAKAVADI	Hobli	Maize (Makka)	IRR	62	10	7753.14				
21	ChamarajNagar	ChamarajaNagara	KASABA	Hobli	Maize (Makka)	IRR	10			Taluk Level	28	7106.59	
22	ChamarajNagar	ChamarajaNagara	SANTEMARAHALLI	Hobli	Maize (Makka)	IRR	55	10	7399.99				
23	ChamarajNagar	ChamarajaNagara	CHANDAKAVADI	Hobli	Onion	IRR	55			Taluk Level	24	13560.14	
24	ChamarajNagar	ChamarajaNagara	HARADANAHALLI	Hobli	Onion	IRR	80	10	14136.00				
25	ChamarajNagar	ChamarajaNagara	KASABA	Hobli	Onion	IRR	49			Taluk Level	24	13560.14	
26	ChamarajNagar	ChamarajaNagara	CHANDAKAVADI	Hobli	PADDY	IRR	0			Taluk Level	20	5485.59	
27	ChamarajNagar	ChamarajaNagara	KASABA	Hobli	PADDY	IRR	8	10	4517.08				
28	ChamarajNagar	ChamarajaNagara	SANTEMARAHALLI	Hobli	PADDY	IRR	27	10	6454.11				
29	ChamarajNagar	ChamarajaNagara	HARADANAHALLI	Hobli	Pigeon pea (red gram/arhar/tur)	RF	25	10	1162.87				
30	ChamarajNagar	ChamarajaNagara	HARAVE	Hobli	Pigeon pea (red gram/arhar/tur)	RF	28	10	1116.82				
31	ChamarajNagar	ChamarajaNagara	KASABA	Hobli	Pigeon pea (red gram/arhar/tur)	RF	13			Taluk Level	28	1030.62	

**Government of Karnataka**  
**Directorate of Economics and Statistics**  
**Hobli Level Average Yield data for Kharif season 2017-18**

S.N	District	Taluk	Insurance Unit (hobli/ GP)	GP/HOBLI	Crop	IRR_RF	Area_Sown_Ha	No_CCE_Conducted	Average Yield(Kg/Ha)	Name_Of_Higher_Level	No_cce Conducted_Higher	Higher average Yield(Kg/Ha)	Synthetic Yield
32	ChamarajNagar	ChamarajaNagara	HARADANAHALLI	Hobli	Potato	IRR	57	10	13276.80				
33	ChamarajNagar	ChamarajaNagara	CHANDAKAVADI	Hobli	RAGI	IRR	11			Taluk Level	16	2899.57	
34	ChamarajNagar	ChamarajaNagara	CHANDAKAVADI	Hobli	RAGI	RF	634	10	1929.87				
35	ChamarajNagar	ChamarajaNagara	HARADANAHALLI	Hobli	RAGI	RF	641	10	1952.44				
36	ChamarajNagar	ChamarajaNagara	HARAVE	Hobli	RAGI	IRR	1			Taluk Level	16	2899.57	
37	ChamarajNagar	ChamarajaNagara	HARAVE	Hobli	RAGI	RF	76	10	1291.40				
38	ChamarajNagar	ChamarajaNagara	KASABA	Hobli	RAGI	IRR	2			Taluk Level	16	2899.57	
39	ChamarajNagar	ChamarajaNagara	KASABA	Hobli	RAGI	RF	185	10	1307.24				
40	ChamarajNagar	ChamarajaNagara	SANTEMARAHALLI	Hobli	RAGI	IRR	2			Taluk Level	16	2899.57	
41	ChamarajNagar	ChamarajaNagara	SANTEMARAHALLI	Hobli	RAGI	RF	78	10	1549.41				
42	ChamarajNagar	ChamarajaNagara	CHANDAKAVADI	Hobli	Sesame (Gingelly/Til)/Sesamu	RF	10	10	669.02				
43	ChamarajNagar	ChamarajaNagara	HARADANAHALLI	Hobli	Sesame (Gingelly/Til)/Sesamu	RF	621			Taluk Level	31	602.53	
44	ChamarajNagar	ChamarajaNagara	HARAVE	Hobli	Sesame (Gingelly/Til)/Sesamu	RF	23			Taluk Level	31	602.53	
45	ChamarajNagar	ChamarajaNagara	SANTEMARAHALLI	Hobli	Sesame (Gingelly/Til)/Sesamu	RF	15			Taluk Level	31	602.53	
46	ChamarajNagar	ChamarajaNagara	CHANDAKAVADI	Hobli	Sorghum (Jowar/Great Millet)	RF	0			Taluk Level	42	586.44	
47	ChamarajNagar	ChamarajaNagara	HARADANAHALLI	Hobli	Sorghum (Jowar/Great Millet)	RF	3654	10	1230.56				
48	ChamarajNagar	ChamarajaNagara	HARAVE	Hobli	Sorghum (Jowar/Great Millet)	RF	4511	10	298.08				
49	ChamarajNagar	ChamarajaNagara	KASABA	Hobli	Sorghum (Jowar/Great Millet)	RF	1277	10	571.03				



**Government of Karnataka**  
**Directorate of Economics and Statistics**  
**Hobli Level Average Yield data for Kharif season 2017-18**

S.N	District	Taluk	Insurance Unit (hobli/ GP)	GP/HOBLI	Crop	IRR_RF	Area_Sown_Ha	No_CCE_Conducted	Average Yield(Kg/Ha)	Name_Of_Higher_Level	No_cce Conducted_Higher	Higher average Yield(Kg/Ha)	Synthetic Yield
50	ChamarajNagar	ChamarajaNagara	SANTEMARAHALLI	Hobli	Sorghum (Jowar/Great Millet)	RF	749	10	230.68				
51	ChamarajNagar	ChamarajaNagara	CHANDAKAVADI(H)	Hobli	Sugarcane(Irrigated)	IRR						141916.75	
52	ChamarajNagar	ChamarajaNagara	CHANDAKAVADI	Hobli	SUNFLOWER	RF	10			Taluk Level	38	790.13	
53	ChamarajNagar	ChamarajaNagara	HARADANAHALLI	Hobli	SUNFLOWER	RF	68	10	950.43				
54	ChamarajNagar	ChamarajaNagara	HARAVE	Hobli	SUNFLOWER	RF	93	10	549.04				
55	ChamarajNagar	ChamarajaNagara	KASABA	Hobli	SUNFLOWER	RF	160			Taluk Level	38	790.13	
56	ChamarajNagar	ChamarajaNagara	SANTEMARAHALLI	Hobli	SUNFLOWER	RF	120			Taluk Level	38	790.13	
57	ChamarajNagar	ChamarajaNagara	CHANDAKAVADI	Hobli	Tomato	NS	80	10	12880.00				
58	ChamarajNagar	ChamarajaNagara	HARADANAHALLI	Hobli	Tomato	NS	191	10	12541.37				
59	ChamarajNagar	ChamarajaNagara	HARAVE	Hobli	Tomato	NS	433	10	11522.00				
60	ChamarajNagar	ChamarajaNagara	KASABA	Hobli	Tomato	NS	129	10	12628.00				
61	ChamarajNagar	ChamarajaNagara	SANTEMARAHALLI	Hobli	Tomato	NS	119	10	14258.00				
62	ChamarajNagar	ChamarajaNagara	CHANDAKAVADI	Hobli	Turmeric	NS	450	10	34828.40				
63	ChamarajNagar	ChamarajaNagara	HARADANAHALLI	Hobli	Turmeric	NS	637	10	38010.00				
64	ChamarajNagar	ChamarajaNagara	HARAVE	Hobli	Turmeric	NS	109	10	36440.00				
65	ChamarajNagar	ChamarajaNagara	KASABA	Hobli	Turmeric	NS	343	10	33866.18				
66	ChamarajNagar	ChamarajaNagara	SANTEMARAHALLI	Hobli	Turmeric	NS	105	10	39872.40				
67	ChamarajNagar	Gundlupet	KASABA	Hobli	Brinjal	NS	65	10	11742.00				

**Government of Karnataka**  
**Directorate of Economics and Statistics**  
**Hobli Level Average Yield data for Kharif season 2017-18**

S.N	District	Taluk	Insurance Unit (hobli/ GP)	GP/HOBLI	Crop	IRR_RF	Area_Sown_Ha	No_CCE_Conducted	Average Yield(Kg/Ha)	Name_Of_Higher_Level	No_cce_Conducted_Higher	Higher average Yield(Kg/Ha)	Synthetic Yield
68	ChamarajNagar	Gundlupet	BEGURU	Hobli	Castor (Rehri, Rendi, Arandi)	RF	34	10	493.43				
69	ChamarajNagar	Gundlupet	BEGURU	Hobli	COTTON	RF	7106	10	369.23				
70	ChamarajNagar	Gundlupet	HANGALA	Hobli	COTTON	RF	182	10	487.06				
71	ChamarajNagar	Gundlupet	KASABA	Hobli	COTTON	RF	1026	10	575.79				
72	ChamarajNagar	Gundlupet	TERAKANAMBI	Hobli	COTTON	RF	307			Taluk Level	38	473.62	
73	ChamarajNagar	Gundlupet	BEGURU	Hobli	Cowpea/Alasande	RF	633	10	269.05				
74	ChamarajNagar	Gundlupet	HANGALA	Hobli	Cowpea/Alasande	RF	573	10	1101.43				
75	ChamarajNagar	Gundlupet	KASABA	Hobli	Cowpea/Alasande	RF	667	10	463.95				
76	ChamarajNagar	Gundlupet	TERAKANAMBI	Hobli	Cowpea/Alasande	RF	649	10	594.24				
77	ChamarajNagar	Gundlupet	KASABA	Hobli	French Bean	NS	37	10	6110.00				
78	ChamarajNagar	Gundlupet	BEGURU	Hobli	GROUNDNUT	RF	511			Taluk Level	34	988.47	
79	ChamarajNagar	Gundlupet	HANGALA	Hobli	GROUNDNUT	RF	1026	10	1107.68				
80	ChamarajNagar	Gundlupet	KASABA	Hobli	GROUNDNUT	RF	2942	10	679.69				
81	ChamarajNagar	Gundlupet	TERAKANAMBI	Hobli	GROUNDNUT	RF	1042	10	1293.93				
82	ChamarajNagar	Gundlupet	HANGALA	Hobli	Horse Gram (kulthi/kultha)	RF	39	10	890.78				
83	ChamarajNagar	Gundlupet	KASABA	Hobli	Horse Gram (kulthi/kultha)	RF	44	10	888.58				
84	ChamarajNagar	Gundlupet	BEGURU	Hobli	Maize (Makka)	RF	444	10	3908.58				
85	ChamarajNagar	Gundlupet	HANGALA	Hobli	Maize (Makka)	IRR	33	10	7380.65				

**Government of Karnataka**  
**Directorate of Economics and Statistics**  
**Hobli Level Average Yield data for Kharif season 2017-18**

S.N	District	Taluk	Insurance Unit (hobli/ GP)	GP/HOBLI	Crop	IRR_RF	Area_Sown_Ha	No_CCE_Conducted	Average Yield(Kg/Ha)	Name_Of_Higher_Level	No_cce Conducted_Higher	Higher average Yield(Kg/Ha)	Synthetic Yield
86	ChamarajNagar	Gundlupet	HANGALA	Hobli	Maize (Makka)	RF	948	10	5422.53				
87	ChamarajNagar	Gundlupet	KASABA	Hobli	Maize (Makka)	IRR	25	10	7344.01				
88	ChamarajNagar	Gundlupet	KASABA	Hobli	Maize (Makka)	RF	1046	10	4299.65				
89	ChamarajNagar	Gundlupet	TERAKANAMBI	Hobli	Maize (Makka)	IRR	11	10	6350.70				
90	ChamarajNagar	Gundlupet	TERAKANAMBI	Hobli	Maize (Makka)	RF	1660	10	4823.45				
91	ChamarajNagar	Gundlupet	BEGURU	Hobli	Onion	IRR	517			Taluk Level	36	16418.89	
92	ChamarajNagar	Gundlupet	HANGALA	Hobli	Onion	IRR	460	10	15600.00				
93	ChamarajNagar	Gundlupet	KASABA	Hobli	Onion	IRR	608			Taluk Level	36	16418.80	
94	ChamarajNagar	Gundlupet	TERAKANAMBI	Hobli	Onion	IRR	504	10	11850.00				
95	ChamarajNagar	Gundlupet	BEGURU	Hobli	Pigeon pea (red gram/arhar/tur)	RF	86	10	961.88				
96	ChamarajNagar	Gundlupet	HANGALA	Hobli	Pigeon pea (red gram/arhar/tur)	RF	82	10	1804.81				
97	ChamarajNagar	Gundlupet	KASABA	Hobli	Pigeon pea (red gram/arhar/tur)	RF	97	10	621.40				
98	ChamarajNagar	Gundlupet	TERAKANAMBI	Hobli	Pigeon pea (red gram/arhar/tur)	RF	94	10	1713.19				
99	ChamarajNagar	Gundlupet	BEGURU	Hobli	RAGI	RF	351			Taluk Level	38	2427.60	
100	ChamarajNagar	Gundlupet	HANGALA	Hobli	RAGI	RF	896	10	2715.41				
101	ChamarajNagar	Gundlupet	KASABA	Hobli	RAGI	RF	620	10	2206.76				

**Government of Karnataka**  
**Directorate of Economics and Statistics**  
**Hobli Level Average Yield data for Kharif season 2017-18**

S.N	District	Taluk	Insurance Unit (hobli/ GP)	GP/HOBLI	Crop	IRR_RF	Area_Sown_Ha	No_CCE_Conducted	Average Yield(Kg/Ha)	Name_Of_Higher_Level	No_cce_Conducted_Higher	Higher average Yield(Kg/Ha)	Synthetic Yield
102	ChamarajNagar	Gundlupet	TERAKANAMBI	Hobli	RAGI	RF	1047	10	2450.20				
103	ChamarajNagar	Gundlupet	TERAKANAMBI	Hobli	Sesame (Gingelly/Til)/Sesamu	RF	22	10	597.08				
104	ChamarajNagar	Gundlupet	KASABA	Hobli	Sorghum (Jowar/Great Millet)	IRR	14	10	1934.45				
105	ChamarajNagar	Gundlupet	TERAKANAMBI	Hobli	Sorghum (Jowar/Great Millet)	IRR	4			Taluk Level	16	1558.69	
106	ChamarajNagar	Gundlupet	TERAKANAMBI	Hobli	SUNFLOWER	IRR	23			Taluk Level	8	2010.87	
107	ChamarajNagar	Gundlupet	BEGURU	Hobli	Tomato	NS	144	10	13676.80				
108	ChamarajNagar	Gundlupet	HANGALA	Hobli	Tomato	NS	180	10	16222.40				
109	ChamarajNagar	Gundlupet	KASABA	Hobli	Tomato	NS	231	10	12516.00				
110	ChamarajNagar	Gundlupet	TERAKANAMBI	Hobli	Tomato	NS	144			Taluk Level	38	14739.16	
111	ChamarajNagar	Gundlupet	BEGURU	Hobli	Turmeric	NS	350	10	35468.00				
112	ChamarajNagar	Gundlupet	HANGALA	Hobli	Turmeric	NS	575	10	36504.00				
113	ChamarajNagar	Gundlupet	KASABA	Hobli	Turmeric	NS	632	10	36152.00				
114	ChamarajNagar	Gundlupet	TERAKANAMBI	Hobli	Turmeric	NS	691	10	33478.20				
115	ChamarajNagar	Hanur	LOKKANAHALLI	Hobli	Avare/Field bean	RF	293	10	652.72				
116	ChamarajNagar	Hanur	RAMAPURA	Hobli	Avare/Field bean	RF	640	10	772.78				
117	ChamarajNagar	Hanur	HANURU	Hobli	Castor (Rehri, Rendi, Arandi)	RF	80	10	517.50				
118	ChamarajNagar	Hanur	LOKKANAHALLI	Hobli	Castor (Rehri, Rendi, Arandi)	RF	56	10	547.45				

**Government of Karnataka  
Directorate of Economics and Statistics**

**Hobli Level Average Yield data for Kharif season 2017-18**

S.N	District	Taluk	Insurance Unit (hobli/ GP)	GP/HOBLI	Crop	IRR_RF	Area_Sown_Ha	No_CCE_Conducted	Average Yield(Kg/Ha)	Name_Of_Higher_Level	No_cce Conducted_Higher	Higher average Yield(Kg/Ha)	Synthetic Yield
119	ChamarajNagar	Hanur	RAMAPURA	Hobli	Castor (Rehri, Rendi, Arandi)	RF	42	10	894.27				
120	ChamarajNagar	Hanur	HANURU	Hobli	COTTON	RF	155	10	389.65				
121	ChamarajNagar	Hanur	LOKKANAHALLI	Hobli	COTTON	RF	900	10	217.64				
122	ChamarajNagar	Hanur	RAMAPURA	Hobli	COTTON	RF	0			Taluk Level	20	303.64	
123	ChamarajNagar	Hanur	HANURU	Hobli	GROUNDNUT	RF	89	10	1616.80				
124	ChamarajNagar	Hanur	LOKKANAHALLI	Hobli	GROUNDNUT	RF	2			Taluk Level	24	1576.49	
125	ChamarajNagar	Hanur	RAMAPURA	Hobli	GROUNDNUT	RF	19	10	1396.21				
126	ChamarajNagar	Hanur	HANURU	Hobli	Maize (Makka)	IRR	1471	10	7077.36				
127	ChamarajNagar	Hanur	LOKKANAHALLI	Hobli	Maize (Makka)	IRR	920			Taluk Level	29	8278.09	
128	ChamarajNagar	Hanur	RAMAPURA	Hobli	Maize (Makka)	IRR	1337	10	10598.75				
129	ChamarajNagar	Hanur	HANURU	Hobli	Onion	IRR	428	10	16532.89				
130	ChamarajNagar	Hanur	LOKKANAHALLI	Hobli	Onion	IRR	140	10	12659.33				
131	ChamarajNagar	Hanur	RAMAPURA	Hobli	Onion	IRR	121			Taluk Level	28	14195.79	
132	ChamarajNagar	Hanur	HANURU	Hobli	Pearl Millet (Bajra/Bulrush Millet/Spiked Millet)	IRR	149	10	2552.17				
133	ChamarajNagar	Hanur	HANURU	Hobli	Pearl Millet (Bajra/Bulrush Millet/Spiked Millet)	RF	1473	10	1135.44				
134	ChamarajNagar	Hanur	HANURU	Hobli	Pigeon pea (red gram/arhar/tur)	RF	34	10	333.31				

**Government of Karnataka**  
**Directorate of Economics and Statistics**  
**Hobli Level Average Yield data for Kharif season 2017-18**

S.N	District	Taluk	Insurance Unit (hobli/ GP)	GP/HOBLI	Crop	IRR_RF	Area_Sown_Ha	No_CCE_Conducted	Average Yield(Kg/Ha)	Name_Of_Higher_Level	No_cce Conducted_Higher	Higher average Yield(Kg/Ha)	Synthetic Yield
135	ChamarajNagar	Hanur	LOKKANAHALLI	Hobli	Pigeon pea (red gram/arhar/tur)	RF	16	10	576.27				
136	ChamarajNagar	Hanur	LOKKANAHALLI	Hobli	Potato	IRR	134	10	9960.00				
137	ChamarajNagar	Hanur	HANURU	Hobli	RAGI	IRR	333	10	4315.91				
138	ChamarajNagar	Hanur	LOKKANAHALLI	Hobli	RAGI	IRR	226	10	3345.33				
139	ChamarajNagar	Hanur	RAMAPURA	Hobli	RAGI	IRR	445	10	3348.69				
140	ChamarajNagar	Hanur	HANURU	Hobli	Sesame (Gingelly/Til)/Sesamu	RF	360	10	147.61				
141	ChamarajNagar	Hanur	HANURU	Hobli	Tomato	NS	98	10	16278.40				
142	ChamarajNagar	Hanur	LOKKANAHALLI	Hobli	Tomato	NS	44	10	10468.00				
143	ChamarajNagar	Hanur	HANURU	Hobli	Turmeric	NS	862	10	34522.00				
144	ChamarajNagar	Hanur	LOKKANAHALLI	Hobli	Turmeric	NS	342	10	41254.00				
145	ChamarajNagar	Hanur	RAMAPURA	Hobli	Turmeric	NS	602	10	38600.00				
146	ChamarajNagar	Kollegala	KASABA	Hobli	Black Gram (urd bean)	RF	2037	10	310.26				
147	ChamarajNagar	Kollegala	PALYA	Hobli	Black Gram (urd bean)	RF	580	10	87.26				
148	ChamarajNagar	Kollegala	PALYA	Hobli	French Bean	NS	6	10	4622.00				
149	ChamarajNagar	Kollegala	KASABA	Hobli	Green Gram (Moong Bean/ Moong)	RF	270	10	234.02				
150	ChamarajNagar	Kollegala	PALYA	Hobli	Green Gram (Moong Bean/ Moong)	RF	169	10	149.86				

**Government of Karnataka  
Directorate of Economics and Statistics**

**Hobli Level Average Yield data for Kharif season 2017-18**


S.N	District	Taluk	Insurance Unit (hobli/ GP)	GP/HOBLI	Crop	IRR_RF	Area_Sown_Ha	No_CCE_Conducted	Average Yield(Kg/Ha)	Name_Of_Higher_Level	No_cce Conducted_Higher	Higher average Yield(Kg/Ha)	Synthetic Yield
151	ChamarajNagar	Kollegala	PALYA	Hobli	GROUNDNUT	RF	31	10	1568.15				
152	ChamarajNagar	Kollegala	KASABA	Hobli	Maize (Makka)	IRR	483	10	7897.66				
153	ChamarajNagar	Kollegala	PALYA	Hobli	Maize (Makka)	IRR	1288	10	7722.61				
154	ChamarajNagar	Kollegala	KASABA	Hobli	Onion	IRR	69	10	13496.00				
155	ChamarajNagar	Kollegala	PALYA	Hobli	Onion	IRR	167			Taluk Level	19	15003.16	
156	ChamarajNagar	Kollegala	KASABA	Hobli	PADDY	IRR	1839	10	6936.59				
157	ChamarajNagar	Kollegala	PALYA	Hobli	PADDY	IRR	409	10	7073.80				
158	ChamarajNagar	Kollegala	KASABA	Hobli	RAGI	IRR	44	10	4011.30				
159	ChamarajNagar	Kollegala	PALYA	Hobli	RAGI	IRR	914	10	3032.02				
160	ChamarajNagar	Kollegala	KASABA	Hobli	Sesame (Gingelly/Til)/Sesamu	RF	45			Taluk Level	14	614.51	
161	ChamarajNagar	Kollegala	PALYA	Hobli	Sesame (Gingelly/Til)/Sesamu	RF	45	10	698.96				
162	ChamarajNagar	Kollegala	KASABA	Hobli	Tomato	NS	55	10	18174.67				
163	ChamarajNagar	Kollegala	PALYA	Hobli	Tomato	NS	67	10	12920.20				
164	ChamarajNagar	Kollegala	KASABA	Hobli	Turmeric	NS	131	10	35451.00				
165	ChamarajNagar	Kollegala	PALYA	Hobli	Turmeric	NS	607	10	37596.00				
166	ChamarajNagar	Yalandur	AGARA	Hobli	Black Gram (urd bean)	RF	611	10	108.40				
167	ChamarajNagar	Yalandur	KASABA	Hobli	Black Gram (urd bean)	RF	541	10	188.72				

9



**Government of Karnataka**  
**Directorate of Economics and Statistics**  
**Hobli Level Average Yield data for Kharif season 2017-18**

S.N	District	Taluk	Insurance Unit (hobli/ GP)	GP/HOBLI	Crop	IRR_RF	Area_Sown_Ha	No_CCE_Conducted	Average Yield(Kg/Ha)	Name_Of_Higher_Level	No_cce Conducted_Higher	Higher average Yield(Kg/Ha)	Synthetic Yield
168	ChamarajNagar	Yalandur	AGARA	Hobli	Green Gram (Moong Bean/ Moong)	RF	286	10	44.97				
169	ChamarajNagar	Yalandur	KASABA	Hobli	Green Gram (Moong Bean/ Moong)	RF	184	10	93.00				
170	ChamarajNagar	Yalandur	AGARA	Hobli	Maize (Makka)	IRR	337	10	6956.25				
171	ChamarajNagar	Yalandur	AGARA	Hobli	Maize (Makka)	RF	209	10	4844.84				
172	ChamarajNagar	Yalandur	KASABA	Hobli	Maize (Makka)	IRR	300	10	6126.79				
173	ChamarajNagar	Yalandur	KASABA	Hobli	Maize (Makka)	RF	209	10	5058.72				
174	ChamarajNagar	Yalandur	AGARA	Hobli	RAGI	IRR	4			Taluk Level	16	3034.32	
175	ChamarajNagar	Yalandur	AGARA	Hobli	RAGI	RF	130	10	2196.87				
176	ChamarajNagar	Yalandur	KASABA	Hobli	RAGI	IRR	69	10	2940.24				
177	ChamarajNagar	Yalandur	KASABA	Hobli	RAGI	RF	34	10	2322.55				
178	ChamarajNagar	Yalandur	AGARA(H)	Hobli	Sugarcane(Irrigated)	IRR						98545.88	
179	ChamarajNagar	Yalandur	KASABA(H)	Hobli	Sugarcane(Irrigated)	IRR						98545.88	

  
**Joint Director**  
 Crop insurance scheme Division  
**Directorate of Economics and Statistics**





**Government of Karnataka**  
**Directorate of Economics and Statistics**  
**Hobli Level Average Yield data for Kharif season 2017-18**

S.N	District	Taluk	Insurance Unit (hobli/ GP)	GP/HOBLI	Crop	IRR_RF	Area_Sown_Ha	No_CCE_Conducted	Average Yield(Kg/Ha)	Name_Of_Higher_Level	No_cce_Conducted_Higher	Higher average Yield(Kg/Ha)	Synthetic Yield
1	Chikkaballapur	Bagepalli	CHELURU	Hobli	Avare/Field bean	RF	78			Taluk Level	8	1707.33	
2	Chikkaballapur	Bagepalli	CHELURU	Hobli	Horse Gram (kulthi/kultha)	RF	9			Taluk Level	33	863.72	
3	Chikkaballapur	Bagepalli	GULURU	Hobli	Horse Gram (kulthi/kultha)	RF	8			Taluk Level	33	863.72	
4	Chikkaballapur	Bagepalli	KASABA	Hobli	Horse Gram (kulthi/kultha)	RF	9			Taluk Level	33	863.72	
5	Chikkaballapur	Bagepalli	MITTEMARI	Hobli	Horse Gram (kulthi/kultha)	RF	9			Taluk Level	33	863.72	
6	Chikkaballapur	Bagepalli	PATAPALYA	Hobli	Horse Gram (kulthi/kultha)	RF	8			Taluk Level	33	863.72	
7	Chikkaballapur	Bagepalli	CHELURU	Hobli	Maize (Makka)	IRR	187			Taluk Level	36	4759.69	
8	Chikkaballapur	Bagepalli	GULURU	Hobli	Maize (Makka)	IRR	387			Taluk Level	36	4759.69	
9	Chikkaballapur	Bagepalli	KASABA	Hobli	Maize (Makka)	IRR	370			Taluk Level	36	4759.69	
10	Chikkaballapur	Bagepalli	MITTEMARI	Hobli	Maize (Makka)	IRR	268			Taluk Level	36	4759.69	
11	Chikkaballapur	Bagepalli	PATAPALYA	Hobli	Maize (Makka)	IRR	560	10	5424.56				
12	Chikkaballapur	Bagepalli	CHELURU	Hobli	Onion	IRR	12			Taluk Level	2	9600.00	
13	Chikkaballapur	Bagepalli	CHELURU	Hobli	PADDY	IRR	10			Taluk Level	22	6236.44	
14	Chikkaballapur	Bagepalli	GULURU	Hobli	PADDY	IRR	8			Taluk Level	22	6236.44	
15	Chikkaballapur	Bagepalli	KASABA	Hobli	PADDY	IRR	4			Taluk Level	22	6236.44	
16	Chikkaballapur	Bagepalli	MITTEMARI	Hobli	PADDY	IRR	3			Taluk Level	22	6236.44	
17	Chikkaballapur	Bagepalli	PATAPALYA	Hobli	PADDY	IRR	5			Taluk Level	22	6236.44	

**Government of Karnataka**  
**Directorate of Economics and Statistics**  
**Hobli Level Average Yield data for Kharif season 2017-18**

S.N	District	Taluk	Insurance Unit (hobli/ GP)	GP/HOBLI	Crop	IRR_RF	Area_Sown_Ha	No_CCE_Conducted	Average Yield(Kg/Ha)	Name_Of_Higher_Level	No_cce Conducted_Higher	Higher average Yield(Kg/Ha)	Synthetic Yield
18	Chikkaballapur	Bagepalli	CHELURU	Hobli	Pigeon pea (red gram/arhar/tur)	RF	503			Taluk Level	42	939.84	
19	Chikkaballapur	Bagepalli	GULURU	Hobli	Pigeon pea (red gram/arhar/tur)	RF	656			Taluk Level	42	939.84	
20	Chikkaballapur	Bagepalli	KASABA	Hobli	Pigeon pea (red gram/arhar/tur)	RF	540			Taluk Level	42	939.84	
21	Chikkaballapur	Bagepalli	MITTEMARI	Hobli	Pigeon pea (red gram/arhar/tur)	RF	785			Taluk Level	42	939.84	
22	Chikkaballapur	Bagepalli	PATAPALYA	Hobli	Pigeon pea (red gram/arhar/tur)	RF	876	10	924.02				
23	Chikkaballapur	Bagepalli	CHELURU	Hobli	RAGI	IRR	3			Taluk Level	6	3092.21	
24	Chikkaballapur	Bagepalli	CHELURU	Hobli	RAGI	RF	276			Taluk Level	35	2042.75	
25	Chikkaballapur	Bagepalli	GULURU	Hobli	RAGI	RF	750			Taluk Level	35	2042.75	
26	Chikkaballapur	Bagepalli	KASABA	Hobli	RAGI	RF	675	10	1605.59				
27	Chikkaballapur	Bagepalli	MITTEMARI	Hobli	RAGI	RF	746	10	1797.47				
28	Chikkaballapur	Bagepalli	PATAPALYA	Hobli	RAGI	IRR	8			Taluk Level	6	3092.21	
29	Chikkaballapur	Bagepalli	PATAPALYA	Hobli	RAGI	RF	376			Taluk Level	35	2042.75	
30	Chikkaballapur	Bagepalli	CHELURU	Hobli	Tomato	NS	45	10	13182.00				
31	Chikkaballapur	Bagepalli	GULURU	Hobli	Tomato	NS	29			Taluk Level	37	12770.40	
32	Chikkaballapur	Bagepalli	KASABA	Hobli	Tomato	NS	38	10	8640.00				

**Government of Karnataka**  
**Directorate of Economics and Statistics**  
**Hobli Level Average Yield data for Kharif season 2017-18**

S.N	District	Taluk	Insurance Unit (hobli/ GP)	GP/HOBLI	Crop	IRR_RF	Area_Sown_Ha	No_CCE_Conducted	Average Yield(Kg/Ha)	Name_Of_Higher_Level	No_cce Conducted_Higher	Higher average Yield(Kg/Ha)	Synthetic Yield
33	Chikkaballapur	Bagepalli	PATAPALYA	Hobli	Tomato	NS	40	10	16014.00				
34	Chikkaballapur	Chikballapur	KASABA	Hobli	Avare/Field bean	RF	389	10	990.66				
35	Chikkaballapur	Chikballapur	MANDIKALLU	Hobli	Avare/Field bean	RF	368	10	900.80				
36	Chikkaballapur	Chikballapur	NANDI	Hobli	Avare/Field bean	RF	406	10	531.49				
37	Chikkaballapur	Chikballapur	KASABA	Hobli	GROUNDNUT	RF	8			Taluk Level	20	1788.39	
38	Chikkaballapur	Chikballapur	MANDIKALLU	Hobli	GROUNDNUT	RF	345	10	2283.82				
39	Chikkaballapur	Chikballapur	NANDI	Hobli	GROUNDNUT	RF	4			Taluk Level	20	1788.39	
40	Chikkaballapur	Chikballapur	MANDIKALLU	Hobli	Horse Gram (kulthi/kultha)	RF	203	10	768.16				
41	Chikkaballapur	Chikballapur	NANDI	Hobli	Horse Gram (kulthi/kultha)	RF	198			Taluk Level	17	744.82	
42	Chikkaballapur	Chikballapur	KASABA	Hobli	Maize (Makka)	IRR	35	10	4766.08				
43	Chikkaballapur	Chikballapur	KASABA	Hobli	Maize (Makka)	RF	309	10	4578.80				
44	Chikkaballapur	Chikballapur	MANDIKALLU	Hobli	Maize (Makka)	IRR	47			Taluk Level	21	4283.72	
45	Chikkaballapur	Chikballapur	MANDIKALLU	Hobli	Maize (Makka)	RF	315	10	4902.51				
46	Chikkaballapur	Chikballapur	NANDI	Hobli	Maize (Makka)	IRR	32			Taluk Level	21	4283.72	
47	Chikkaballapur	Chikballapur	NANDI	Hobli	Maize (Makka)	RF	296			Taluk Level	26	4733.81	
48	Chikkaballapur	Chikballapur	KASABA	Hobli	Onion	IRR	0			District Level	12	8771.27	
49	Chikkaballapur	Chikballapur	NANDI	Hobli	Onion	IRR	0			District Level	12	8771.27	
50	Chikkaballapur	Chikballapur	MANDIKALLU	Hobli	PADDY	IRR	32			Taluk Level	9	5008.38	

**Government of Karnataka**  
**Directorate of Economics and Statistics**  
**Hobli Level Average Yield data for Kharif season 2017-18**

S.N	District	Taluk	Insurance Unit (hobli/ GP)	GP/HOBLI	Crop	IRR_RF	Area_Sown_Ha	No_CCE_Conducted	Average Yield(Kg/Ha)	Name_Of_Higher_Level	No_cce_Conducted_Higher	Higher average Yield(Kg/Ha)	Synthetic Yield
51	Chikkaballapur	Chikballapur	KASABA	Hobli	Pigeon pea (red gram/arhar/tur)	RF	208	10	1735.64				
52	Chikkaballapur	Chikballapur	MANDIKALLU	Hobli	Pigeon pea (red gram/arhar/tur)	RF	213			Taluk Level	29	1481.82	
53	Chikkaballapur	Chikballapur	NANDI	Hobli	Pigeon pea (red gram/arhar/tur)	RF	236	10	1232.28				
54	Chikkaballapur	Chikballapur	KASABA	Hobli	RAGI	IRR	112	10	3488.13				
55	Chikkaballapur	Chikballapur	MANDIKALLU	Hobli	RAGI	IRR	114	10	3219.62				
56	Chikkaballapur	Chikballapur	NANDI	Hobli	RAGI	IRR	100	10	3667.14				
57	Chikkaballapur	Chikballapur	KASABA	Hobli	Tomato	NS	54			Taluk Level	19	14115.68	
58	Chikkaballapur	Chikballapur	NANDI	Hobli	Tomato	NS	61	10	13362.60				
59	Chikkaballapur	Chinthamani	AMBAJIDURGA	Hobli	Avare/Field bean	RF	248	10	1290.56				
60	Chikkaballapur	Chinthamani	KAIVARA	Hobli	Avare/Field bean	RF	298	10	1414.73				
61	Chikkaballapur	Chinthamani	KASABA	Hobli	Avare/Field bean	RF	359	10	1248.97				
62	Chikkaballapur	Chinthamani	MURAGAMALLA	Hobli	Avare/Field bean	RF	354			Taluk Level	36	1321.52	
63	Chikkaballapur	Chinthamani	AMBAJIDURGA	Hobli	GROUNDNUT	RF	592			Taluk Level	38	1133.98	
64	Chikkaballapur	Chinthamani	CHILAKALANERPU	Hobli	GROUNDNUT	RF	785			Taluk Level	38	1133.98	
65	Chikkaballapur	Chinthamani	KAIVARA	Hobli	GROUNDNUT	RF	16			Taluk Level	38	1133.98	
66	Chikkaballapur	Chinthamani	KASABA	Hobli	GROUNDNUT	RF	18			Taluk Level	38	1133.98	

**Government of Karnataka**  
**Directorate of Economics and Statistics**  
**Hobli Level Average Yield data for Kharif season 2017-18**

S.N	District	Taluk	Insurance Unit (hobli/ GP)	GP/HOBLI	Crop	IRR_RF	Area_Sown_Ha	No_CCE_Conducted	Average Yield(Kg/Ha)	Name_Of_Higher_Level	No_cce_Conducted_Higher	Higher average Yield(Kg/Ha)	Synthetic Yield
67	Chikkaballapur	Chinthamani	MUNGANAHALLI	Hobli	GROUNDNUT	RF	769			Taluk Level	38	1133.98	
68	Chikkaballapur	Chinthamani	MURAGAMALLA	Hobli	GROUNDNUT	RF	785			Taluk Level	38	1133.98	
69	Chikkaballapur	Chinthamani	AMBAJIDURGA	Hobli	Horse Gram (kulthi/kultha)	RF	528	10	973.62				
70	Chikkaballapur	Chinthamani	CHILAKALANERPU	Hobli	Horse Gram (kulthi/kultha)	RF	292			Taluk Level	54	938.59	
71	Chikkaballapur	Chinthamani	KAIVARA	Hobli	Horse Gram (kulthi/kultha)	RF	359			Taluk Level	54	938.59	
72	Chikkaballapur	Chinthamani	KASABA	Hobli	Horse Gram (kulthi/kultha)	RF	456			Taluk Level	54	938.59	
73	Chikkaballapur	Chinthamani	MUNGANAHALLI	Hobli	Horse Gram (kulthi/kultha)	RF	364	10	1017.20				
74	Chikkaballapur	Chinthamani	MURAGAMALLA	Hobli	Horse Gram (kulthi/kultha)	RF	310	10	944.86				
75	Chikkaballapur	Chinthamani	AMBAJIDURGA	Hobli	Maize (Makka)	RF	620			Taluk Level	42	3750.25	
76	Chikkaballapur	Chinthamani	CHILAKALANERPU	Hobli	Maize (Makka)	RF	789			Taluk Level	42	3750.25	
77	Chikkaballapur	Chinthamani	KAIVARA	Hobli	Maize (Makka)	RF	680			Taluk Level	42	3750.25	
78	Chikkaballapur	Chinthamani	KASABA	Hobli	Maize (Makka)	RF	708			Taluk Level	42	3750.25	
79	Chikkaballapur	Chinthamani	MUNGANAHALLI	Hobli	Maize (Makka)	RF	699			Taluk Level	42	3750.25	
80	Chikkaballapur	Chinthamani	MURAGAMALLA	Hobli	Maize (Makka)	RF	709			Taluk Level	42	3750.25	
81	Chikkaballapur	Chinthamani	AMBAJIDURGA	Hobli	PADDY	IRR	8			Taluk Level	33	4528.84	
82	Chikkaballapur	Chinthamani	CHILAKALANERPU	Hobli	PADDY	IRR	10			Taluk Level	33	4528.84	
83	Chikkaballapur	Chinthamani	KAIVARA	Hobli	PADDY	IRR	0			Taluk Level	33	4528.84	
84	Chikkaballapur	Chinthamani	KASABA	Hobli	PADDY	IRR	3			Taluk Level	33	4528.84	



**Government of Karnataka**  
**Directorate of Economics and Statistics**  
**Hobli Level Average Yield data for Kharif season 2017-18**

S.N	District	Taluk	Insurance Unit (hobli/ GP)	GP/HOBLI	Crop	IRR_RF	Area_Sown_Ha	No_CCE_Conducted	Average Yield(Kg/Ha)	Name_Of_Higher_Level	No_cce Conducted_Higher	Higher average Yield(Kg/Ha)	Synthetic Yield
85	Chikkaballapur	Chinthamani	MUNGANAHALLI	Hobli	PADDY	IRR	9			Taluk Level	33	4528.84	
86	Chikkaballapur	Chinthamani	MURAGAMALLA	Hobli	PADDY	IRR	8			Taluk Level	33	4528.84	
87	Chikkaballapur	Chinthamani	AMBAJIDURGA	Hobli	Pigeon pea (red gram/arhar/tur)	RF	561			Taluk Level	51	888.34	
88	Chikkaballapur	Chinthamani	CHILAKALANERPU	Hobli	Pigeon pea (red gram/arhar/tur)	RF	475			Taluk Level	51	888.34	
89	Chikkaballapur	Chinthamani	KAIVARA	Hobli	Pigeon pea (red gram/arhar/tur)	RF	586	10	1056.36				
90	Chikkaballapur	Chinthamani	KASABA	Hobli	Pigeon pea (red gram/arhar/tur)	RF	469			Taluk Level	51	888.34	
91	Chikkaballapur	Chinthamani	MUNGANAHALLI	Hobli	Pigeon pea (red gram/arhar/tur)	RF	287			Taluk Level	51	888.34	
92	Chikkaballapur	Chinthamani	MURAGAMALLA	Hobli	Pigeon pea (red gram/arhar/tur)	RF	639	10	594.83				
93	Chikkaballapur	Chinthamani	AMBAJIDURGA	Hobli	RAGI	IRR	105	10	1706.09				
94	Chikkaballapur	Chinthamani	CHILAKALANERPU	Hobli	RAGI	IRR	104	10	2311.60				
95	Chikkaballapur	Chinthamani	KAIVARA	Hobli	RAGI	IRR	80	10	3448.36				
96	Chikkaballapur	Chinthamani	KASABA	Hobli	RAGI	IRR	85			Taluk Level	49	2345.76	
97	Chikkaballapur	Chinthamani	MUNGANAHALLI	Hobli	RAGI	IRR	120			Taluk Level	49	2345.76	
98	Chikkaballapur	Chinthamani	MURAGAMALLA	Hobli	RAGI	IRR	190			Taluk Level	49	2345.76	
99	Chikkaballapur	Chinthamani	CHILAKALANERPU	Hobli	Tomato	NS	20			Taluk Level	35	33982.95	

**Government of Karnataka**  
**Directorate of Economics and Statistics**  
**Hobli Level Average Yield data for Kharif season 2017-18**

S.N	District	Taluk	Insurance Unit (hobli/ GP)	GP/HOBLI	Crop	IRR_RF	Area_Sown_Ha	No_CCE_Conducted	Average Yield(Kg/Ha)	Name_Of_Higher_Level	No_cce Conducted_Higher	Higher average Yield(Kg/Ha)	Synthetic Yield
100	Chikkaballapur	Chinthamani	KAIVARA	Hobli	Tomato	NS	19	10	36712.00				
101	Chikkaballapur	Chinthamani	KASABA	Hobli	Tomato	NS	16			Taluk Level	35	33982.95	
102	Chikkaballapur	Chinthamani	MUNGANAHALLI	Hobli	Tomato	NS	20	10	28846.32				
103	Chikkaballapur	Gauribidanur	D PALYA	Hobli	Avare/Field bean	RF	104			Taluk Level	18	1141.58	
104	Chikkaballapur	Gauribidanur	KASABA	Hobli	Avare/Field bean	RF	213	10	1253.74				
105	Chikkaballapur	Gauribidanur	D PALYA	Hobli	GROUNDNUT	RF	246			Taluk Level	58	1431.22	
106	Chikkaballapur	Gauribidanur	HOSURU	Hobli	GROUNDNUT	RF	182	10	1121.15				
107	Chikkaballapur	Gauribidanur	KASABA	Hobli	GROUNDNUT	RF	246	10	1450.57				
108	Chikkaballapur	Gauribidanur	MANCHENAHALLI	Hobli	GROUNDNUT	RF	265	10	2008.75				
109	Chikkaballapur	Gauribidanur	NAGARAGERE	Hobli	GROUNDNUT	RF	198	10	1224.37				
110	Chikkaballapur	Gauribidanur	TONDEBAVI	Hobli	GROUNDNUT	RF	225	10	1027.36				
111	Chikkaballapur	Gauribidanur	HOSURU	Hobli	Horse Gram (kulthi/kultha)	RF	75	10	342.51				
112	Chikkaballapur	Gauribidanur	KASABA	Hobli	Horse Gram (kulthi/kultha)	RF	134			Taluk Level	34	715.28	
113	Chikkaballapur	Gauribidanur	MANCHENAHALLI	Hobli	Horse Gram (kulthi/kultha)	RF	109			Taluk Level	34	715.28	
114	Chikkaballapur	Gauribidanur	TONDEBAVI	Hobli	Horse Gram (kulthi/kultha)	RF	116			Taluk Level	34	715.28	
115	Chikkaballapur	Gauribidanur	D PALYA	Hobli	Maize (Makka)	IRR	988	10	6528.80				
116	Chikkaballapur	Gauribidanur	HOSURU	Hobli	Maize (Makka)	IRR	964	10	5545.91				
117	Chikkaballapur	Gauribidanur	KASABA	Hobli	Maize (Makka)	IRR	987			Taluk Level	59	5776.32	

**Government of Karnataka**  
**Directorate of Economics and Statistics**  
**Hobli Level Average Yield data for Kharif season 2017-18**

S.N	District	Taluk	Insurance Unit (hobli/ GP)	GP/HOBLI	Crop	IRR_RF	Area_Sown_Ha	No_CCE_Conducted	Average Yield(Kg/Ha)	Name_Of_Higher_Level	No_cce Conducted_Higher	Higher average Yield(Kg/Ha)	Synthetic Yield
118	Chikkaballapur	Gauribidanur	MANCHENAHALLI	Hobli	Maize (Makka)	IRR	946	10	5261.72				
119	Chikkaballapur	Gauribidanur	NAGARAGERE	Hobli	Maize (Makka)	IRR	885	10	5459.16				
120	Chikkaballapur	Gauribidanur	TONDEBAVI	Hobli	Maize (Makka)	IRR	965	10	6039.27				
121	Chikkaballapur	Gauribidanur	NAGARAGERE	Hobli	Onion	IRR	0			District Level	12	8771.27	
122	Chikkaballapur	Gauribidanur	HOSURU	Hobli	PADDY	IRR	6			Taluk Level	21	5255.19	
123	Chikkaballapur	Gauribidanur	MANCHENAHALLI	Hobli	PADDY	IRR	9			Taluk Level	21	5255.19	
124	Chikkaballapur	Gauribidanur	NAGARAGERE	Hobli	PADDY	IRR	10			Taluk Level	21	5255.19	
125	Chikkaballapur	Gauribidanur	TONDEBAVI	Hobli	PADDY	IRR	10			Taluk Level	21	5255.19	
126	Chikkaballapur	Gauribidanur	D PALYA	Hobli	Pigeon pea (red gram/arhar/tur)	RF	204	10	1103.27				
127	Chikkaballapur	Gauribidanur	HOSURU	Hobli	Pigeon pea (red gram/arhar/tur)	RF	216	10	887.07				
128	Chikkaballapur	Gauribidanur	KASABA	Hobli	Pigeon pea (red gram/arhar/tur)	RF	216	10	1317.55				
129	Chikkaballapur	Gauribidanur	MANCHENAHALLI	Hobli	Pigeon pea (red gram/arhar/tur)	RF	217	10	1546.81				
130	Chikkaballapur	Gauribidanur	NAGARAGERE	Hobli	Pigeon pea (red gram/arhar/tur)	RF	235	10	1788.17				
131	Chikkaballapur	Gauribidanur	TONDEBAVI	Hobli	Pigeon pea (red gram/arhar/tur)	RF	209			Taluk Level	59	1251.56	
132	Chikkaballapur	Gauribidanur	D PALYA	Hobli	RAGI	RF	328	10	2479.93				

**Government of Karnataka**  
**Directorate of Economics and Statistics**  
**Hobli Level Average Yield data for Kharif season 2017-18**

S.N	District	Taluk	Insurance Unit (hobli/ GP)	GP/HOBLI	Crop	IRR_RF	Area_Sown_Ha	No_CCE_Conducted	Average Yield(Kg/Ha)	Name_Of_Higher_Level	No_cce Conducted_Higher	Higher average Yield(Kg/Ha)	Synthetic Yield
133	Chikkaballapur	Gauribidanur	HOSURU	Hobli	RAGI	IRR	13			Taluk Level	32	2778.72	
134	Chikkaballapur	Gauribidanur	HOSURU	Hobli	RAGI	RF	489			Taluk Level	57	2139.96	
135	Chikkaballapur	Gauribidanur	KASABA	Hobli	RAGI	IRR	9			Taluk Level	32	2778.72	
136	Chikkaballapur	Gauribidanur	KASABA	Hobli	RAGI	RF	563	10	1861.90				
137	Chikkaballapur	Gauribidanur	MANCHENAHALLI	Hobli	RAGI	IRR	39	10	3365.08				
138	Chikkaballapur	Gauribidanur	MANCHENAHALLI	Hobli	RAGI	RF	625	10	2866.04				
139	Chikkaballapur	Gauribidanur	NAGARAGERE	Hobli	RAGI	IRR	8			Taluk Level	32	2778.72	
140	Chikkaballapur	Gauribidanur	NAGARAGERE	Hobli	RAGI	RF	435			Taluk Level	57	2139.96	
141	Chikkaballapur	Gauribidanur	TONDEBAVI	Hobli	RAGI	IRR	38	10	2390.37				
142	Chikkaballapur	Gauribidanur	TONDEBAVI	Hobli	RAGI	RF	625	10	2098.90				
143	Chikkaballapur	Gudibande	KASABA	Hobli	GROUNDNUT	RF	203	10	1734.91				
144	Chikkaballapur	Gudibande	SOMENAHALLI	Hobli	GROUNDNUT	RF	307			Taluk Level	16	1749.75	
145	Chikkaballapur	Gudibande	SOMENAHALLI	Hobli	Horse Gram (kulthi/kultha)	RF	14	10	712.23				
146	Chikkaballapur	Gudibande	KASABA	Hobli	Maize (Makka)	IRR	367	10	5165.50				
147	Chikkaballapur	Gudibande	SOMENAHALLI	Hobli	Maize (Makka)	IRR	495	10	6820.28				
148	Chikkaballapur	Gudibande	KASABA	Hobli	Pigeon pea (red gram/arhar/tur)	RF	392	10	1195.02				
149	Chikkaballapur	Gudibande	SOMENAHALLI	Hobli	Pigeon pea (red gram/arhar/tur)	RF	504			Taluk Level	19	1240.33	

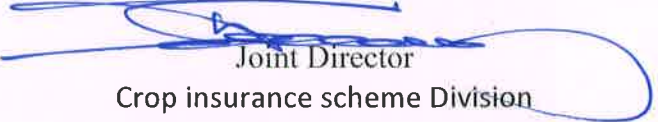
**Government of Karnataka**  
**Directorate of Economics and Statistics**  
**Hobli Level Average Yield data for Kharif season 2017-18**

S.N	District	Taluk	Insurance Unit (hobli/ GP)	GP/HOBLI	Crop	IRR_RF	Area_Sown_Ha	No_CCE_Conducted	Average Yield(Kg/Ha)	Name_Of_Higher_Level	No_cce Conducted_Higher	Higher average Yield(Kg/Ha)	Synthetic Yield
150	Chikkaballapur	Gudibande	KASABA	Hobli	RAGI	IRR	52	10	3147.08				
151	Chikkaballapur	Gudibande	SOMENAHALLI	Hobli	RAGI	IRR	86			Taluk Level	18	3956.77	
152	Chikkaballapur	Gudibande	KASABA	Hobli	Tomato	NS	4	10	25043.40				
153	Chikkaballapur	Gudibande	SOMENAHALLI	Hobli	Tomato	NS	2	10	17850.40				
154	Chikkaballapur	Sidlaghatta	BASHETTIHALLI	Hobli	GROUNDNUT	RF	139			Taluk Level	17	1480.55	
155	Chikkaballapur	Sidlaghatta	KASABA	Hobli	GROUNDNUT	RF	6			Taluk Level	17	1480.55	
156	Chikkaballapur	Sidlaghatta	SADALI	Hobli	GROUNDNUT	RF	56			Taluk Level	17	1480.55	
157	Chikkaballapur	Sidlaghatta	BASHETTIHALLI	Hobli	Maize (Makka)	RF	1840	10	4256.88				
158	Chikkaballapur	Sidlaghatta	JANGAMAKOTE	Hobli	Maize (Makka)	RF	35			Taluk Level	25	4241.65	
159	Chikkaballapur	Sidlaghatta	KASABA	Hobli	Maize (Makka)	IRR	2			Taluk Level	8	4771.29	
160	Chikkaballapur	Sidlaghatta	KASABA	Hobli	Maize (Makka)	RF	6			Taluk Level	25	4241.65	
161	Chikkaballapur	Sidlaghatta	SADALI	Hobli	Maize (Makka)	IRR	220			Taluk Level	8	4771.29	
162	Chikkaballapur	Sidlaghatta	SADALI	Hobli	Maize (Makka)	RF	1085			Taluk Level	25	4241.65	
163	Chikkaballapur	Sidlaghatta	BASHETTIHALLI	Hobli	Onion	IRR	36	10	8605.52				
164	Chikkaballapur	Sidlaghatta	BASHETTIHALLI	Hobli	PADDY	IRR	2			Taluk Level	14	5414.56	
165	Chikkaballapur	Sidlaghatta	SADALI	Hobli	PADDY	IRR	1			Taluk Level	14	5414.56	
166	Chikkaballapur	Sidlaghatta	BASHETTIHALLI	Hobli	Pigeon pea (red gram/arhar/tur)	RF	185			Taluk Level	34	930.98	

85/

**Government of Karnataka**  
**Directorate of Economics and Statistics**  
**Hobli Level Average Yield data for Kharif season 2017-18**

S.N	District	Taluk	Insurance Unit (hobli/ GP)	GP/HOBLI	Crop	IRR_RF	Area_Sown_Ha	No_CCE_Conducted	Average Yield(Kg/Ha)	Name_Of_Higher_Level	No_cce Conducted_Higher	Higher average Yield(Kg/Ha)	Synthetic Yield
167	Chikkaballapur	Sidlaghatta	JANGAMAKOTE	Hobli	Pigeon pea (red gram/arhar/tur)	RF	85			Taluk Level	34	930.98	
168	Chikkaballapur	Sidlaghatta	KASABA	Hobli	Pigeon pea (red gram/arhar/tur)	RF	65			Taluk Level	34	930.98	
169	Chikkaballapur	Sidlaghatta	SADALI	Hobli	Pigeon pea (red gram/arhar/tur)	RF	98			Taluk Level	34	930.98	
170	Chikkaballapur	Sidlaghatta	JANGAMAKOTE	Hobli	RAGI	IRR	12			Taluk Level	11	3650.42	
171	Chikkaballapur	Sidlaghatta	KASABA	Hobli	RAGI	IRR	5			Taluk Level	11	3650.42	
172	Chikkaballapur	Sidlaghatta	BASHETTIHALLI	Hobli	Tomato	NS	75			Taluk Level	26	28618.00	
173	Chikkaballapur	Sidlaghatta	KASABA	Hobli	Tomato	NS	87			Taluk Level	26	28618.00	
174	Chikkaballapur	Sidlaghatta	SADALI	Hobli	Tomato	NS	65	10	36541.20				

  
Joint Director  
Crop insurance scheme Division  
Directorate of Economics and Statistics





**Government of Karnataka**  
**Directorate of Economics and Statistics**  
**Hobli Level Average Yield data for Kharif season 2017-18**

S.N	District	Taluk	Insurance Unit (hobli/ GP)	GP/HOBLI	Crop	IRR_RF	Area_Sown_Ha	No_CCE_Conducted	Average Yield(Kg/Ha)	Name_Of_Higher_Level	No_cce Conducted_Higher	Higher average Yield(Kg/Ha)	SyntheticYield
1	Chikkamagaluru	Chikkamagaluru	LAKYA	Hobli	Cabbage	NS	104			Taluk Level	9	52408.89	
2	Chikkamagaluru	Chikkamagaluru	LAKYA	Hobli	COTTON	RF	1481	10	337.27				
3	Chikkamagaluru	Chikkamagaluru	AMBALE	Hobli	GROUNDNUT	RF	19	10	1284.84				
4	Chikkamagaluru	Chikkamagaluru	AMBALE	Hobli	Maize (Makka)	RF	492	10	2651.71				
5	Chikkamagaluru	Chikkamagaluru	KASABA	Hobli	Maize (Makka)	RF	532			Taluk Level	28	3906.49	
6	Chikkamagaluru	Chikkamagaluru	LAKYA	Hobli	Maize (Makka)	RF	1363	10	5562.60				
7	Chikkamagaluru	Chikkamagaluru	LAKYA	Hobli	Onion	RF	23	10	9899.33				
8	Chikkamagaluru	Chikkamagaluru	ALDURU	Hobli	PADDY	IRR	1			Taluk Level	50	3210.12	
9	Chikkamagaluru	Chikkamagaluru	AMBALE	Hobli	PADDY	IRR	334	10	3448.09				
10	Chikkamagaluru	Chikkamagaluru	AVATI	Hobli	PADDY	IRR	195	10	2863.13				
11	Chikkamagaluru	Chikkamagaluru	KASABA	Hobli	PADDY	IRR	310	10	3583.82				
12	Chikkamagaluru	Chikkamagaluru	KHANDYA	Hobli	PADDY	IRR	202			Taluk Level	50	3210.12	
13	Chikkamagaluru	Chikkamagaluru	VASTARE	Hobli	PADDY	IRR	14	10	2921.64				
14	Chikkamagaluru	Chikkamagaluru	AMBALE	Hobli	Potato	RF	1426	10	10408.00				
15	Chikkamagaluru	Chikkamagaluru	KASABA	Hobli	Potato	RF	1578			Taluk Level	19	12521.05	
16	Chikkamagaluru	Chikkamagaluru	AMBALE	Hobli	RAGI	RF	576	10	2329.47				
17	Chikkamagaluru	Chikkamagaluru	KASABA	Hobli	RAGI	RF	575	10	1416.09				
18	Chikkamagaluru	Chikkamagaluru	LAKYA	Hobli	RAGI	RF	253			Taluk Level	28	1849.10	

**Government of Karnataka**  
**Directorate of Economics and Statistics**  
**Hobli Level Average Yield data for Kharif season 2017-18**

S.N	District	Taluk	Insurance Unit (hobli/ GP)	GP/HOBLI	Crop	IRR_RF	Area_Sown_Ha	No_CCE_Conducted	Average Yield(Kg/Ha)	Name_Of_Higher_Level	No_cce Conducted_Higher	Higher average Yield(Kg/Ha)	Synthetic yield
19	Chikkamagaluru	Chikkamagaluru	LAKYA	Hobli	Sesame (Gingelly/Til)/Sesamu	RF	650	10	754.98				
20	Chikkamagaluru	Chikkamagaluru	LAKYA	Hobli	SUNFLOWER	RF	215	10	626.78				
21	Chikkamagaluru	Chikkamagaluru	KAŞABA	Hobli	Tomato	NS	52			Taluk Level	19	14324.40	
22	Chikkamagaluru	Chikkamagaluru	LAKYA	Hobli	Tomato	NS	924	10	18702.20				
23	Chikkamagaluru	Kadur	BEERURU	Hobli	Avare/Field bean	RF	145	10	461.98				
24	Chikkamagaluru	Kadur	KASABA	Hobli	Avare/Field bean	RF	171	10	872.01				
25	Chikkamagaluru	Kadur	Panchanahalli	Hobli	Avare/Field bean	RF	175	10	740.72				
26	Chikkamagaluru	Kadur	SINGATAGERE	Hobli	Avare/Field bean	RF	105	10	707.01				
27	Chikkamagaluru	Kadur	YAGATI	Hobli	Avare/Field bean	RF	286	10	1441.41				
28	Chikkamagaluru	Kadur	Panchanahalli	Hobli	Black Gram (urd bean)	RF	115			Taluk Level	17	165.38	
29	Chikkamagaluru	Kadur	SINGATAGERE	Hobli	Black Gram (urd bean)	RF	105	10	45.69				
30	Chikkamagaluru	Kadur	KASABA	Hobli	COTTON	RF	59	10	402.99				
31	Chikkamagaluru	Kadur	BEERURU	Hobli	Green Gram (Moong Bean/ Moong)	RF	70			Taluk Level	62	100.50	
32	Chikkamagaluru	Kadur	Chowlahiriyur	Hobli	Green Gram (Moong Bean/ Moong)	RF	410			Taluk Level	62	100.50	
33	Chikkamagaluru	Kadur	HIRENALLURU	Hobli	Green Gram (Moong Bean/ Moong)	RF	95			Taluk Level	62	100.50	
34	Chikkamagaluru	Kadur	KASABA	Hobli	Green Gram (Moong Bean/ Moong)	RF	100	10	62.66				

**Government of Karnataka**  
**Directorate of Economics and Statistics**  
**Hobli Level Average Yield data for Kharif season 2017-18**

S.N	District	Taluk	Insurance Unit (hobli/ GP)	GP/HOBLI	Crop	IRR_RF	Area_Sown_Ha	No_CCE_Conducted	Average Yield(Kg/Ha)	Name_Of_Higher_Level	No_cce_Conducted_Higher	Higher average Yield(Kg/Ha)	Synthetic Yield
35	Chikkamagaluru	Kadur	Panchanahalli	Hobli	Green Gram (Moong Bean/ Moong)	RF	790			Taluk Level	62	100.50	
36	Chikkamagaluru	Kadur	SAKHARAYAPATTAN A	Hobli	Green Gram (Moong Bean/ Moong)	RF	150			Taluk Level	62	100.50	
37	Chikkamagaluru	Kadur	SINGATAGERE	Hobli	Green Gram (Moong Bean/ Moong)	RF	695	10	35.52				
38	Chikkamagaluru	Kadur	YAGATI	Hobli	Green Gram (Moong Bean/ Moong)	RF	950	10	40.25				
39	Chikkamagaluru	Kadur	BEERURU	Hobli	GROUNDNUT	RF	484	10	947.72				
40	Chikkamagaluru	Kadur	Chowlahiriyur	Hobli	GROUNDNUT	RF	790	10	546.10				
41	Chikkamagaluru	Kadur	HIRENALLURU	Hobli	GROUNDNUT	RF	330	10	794.69				
42	Chikkamagaluru	Kadur	KASABA	Hobli	GROUNDNUT	RF	609	10	745.62				
43	Chikkamagaluru	Kadur	SAKHARAYAPATTAN A	Hobli	GROUNDNUT	RF	25			Taluk Level	56	859.24	
44	Chikkamagaluru	Kadur	YAGATI	Hobli	GROUNDNUT	RF	15			Taluk Level	56	859.24	
45	Chikkamagaluru	Kadur	BEERURU	Hobli	Horse Gram (kulthi/kultha)	RF	259			Taluk Level	77	792.00	
46	Chikkamagaluru	Kadur	Chowlahiriyur	Hobli	Horse Gram (kulthi/kultha)	RF	126	10	730.19				
47	Chikkamagaluru	Kadur	HIRENALLURU	Hobli	Horse Gram (kulthi/kultha)	RF	148	10	1100.89				
48	Chikkamagaluru	Kadur	KASABA	Hobli	Horse Gram (kulthi/kultha)	RF	168	10	1144.71				
49	Chikkamagaluru	Kadur	Panchanahalli	Hobli	Horse Gram (kulthi/kultha)	RF	328	10	848.70				
50	Chikkamagaluru	Kadur	SAKHARAYAPATTAN A	Hobli	Horse Gram (kulthi/kultha)	RF	93			Taluk Level	77	792.00	

8/2

**Government of Karnataka**  
**Directorate of Economics and Statistics**  
**Hobli Level Average Yield data for Kharif season 2017-18**

S.N	District	Taluk	Insurance Unit (hobli/ GP)	GP/HOBLI	Crop	IRR_RF	Area_Sown_Ha	No_CCE_Conducted	Average Yield(Kg/Ha)	Name_Of_Higher_Level	No_cce_Conducted_Higher	Higher average Yield(Kg/Ha)	Synthetic Yield
51	Chikkamagaluru	Kadur	SINGATAGERE	Hobli	Horse Gram (kulthi/kultha)	RF	312	10	647.39				
52	Chikkamagaluru	Kadur	YAGATI	Hobli	Horse Gram (kulthi/kultha)	RF	305	10	765.57				
53	Chikkamagaluru	Kadur	BEERURU	Hobli	Maize (Makka)	RF	1167	10	2491.09				
54	Chikkamagaluru	Kadur	Chowlahiriyur	Hobli	Maize (Makka)	RF	16			Taluk Level	64	2178.13	
55	Chikkamagaluru	Kadur	HIRENALLURU	Hobli	Maize (Makka)	RF	253	10	1972.12				
56	Chikkamagaluru	Kadur	KASABA	Hobli	Maize (Makka)	RF	1490			Taluk Level	64	2178.13	
57	Chikkamagaluru	Kadur	SAKHARAYAPATTANA	Hobli	Maize (Makka)	RF	2361	10	3440.98				
58	Chikkamagaluru	Kadur	SINGATAGERE	Hobli	Maize (Makka)	RF	81	10	1473.06				
59	Chikkamagaluru	Kadur	YAGATI	Hobli	Maize (Makka)	RF	24			Taluk Level	64	2178.13	
60	Chikkamagaluru	Kadur	BEERURU	Hobli	Onion	RF	318			Taluk Level	50	4752.00	
61	Chikkamagaluru	Kadur	Chowlahiriyur	Hobli	Onion	RF	5			Taluk Level	50	4752.00	
62	Chikkamagaluru	Kadur	HIRENALLURU	Hobli	Onion	RF	1259	10	6196.00				
63	Chikkamagaluru	Kadur	KASABA	Hobli	Onion	RF	312	10	4196.00				
64	Chikkamagaluru	Kadur	SAKHARAYAPATTANA	Hobli	Onion	RF	263	10	4164.00				
65	Chikkamagaluru	Kadur	YAGATI	Hobli	Onion	RF	32	10	3884.00				
66	Chikkamagaluru	Kadur	BEERURU	Hobli	PADDY	IRR	0			District Level	147	3762.15	
67	Chikkamagaluru	Kadur	BEERURU	Hobli	Potato	RF	490	10	5372.00				
68	Chikkamagaluru	Kadur	KASABA	Hobli	Potato	RF	0			Taluk Level	10	5372.00	

**Government of Karnataka**  
**Directorate of Economics and Statistics**  
**Hobli Level Average Yield data for Kharif season 2017-18**

S.N	District	Taluk	Insurance Unit (hobli/ GP)	GP/HOBLI	Crop	IRR_RF	Area_Sown_Ha	No_CCE_Conducted	Average Yield(Kg/Ha)	Name_Of_Higher_Level	No_cce_Conducted_Higher	Higher average Yield(Kg/Ha)	Synthetic Yield
69	Chikkamagaluru	Kadur	Chowlahiriyur	Hobli	Red Chillies	RF	3			Taluk Level	10	987.18	
70	Chikkamagaluru	Kadur	HIRENALLURU	Hobli	Red Chillies	RF	348	10	987.18				
71	Chikkamagaluru	Kadur	Chowlahiriyur	Hobli	Save	RF	435			Taluk Level	49	2065.82	
72	Chikkamagaluru	Kadur	HIRENALLURU	Hobli	Save	RF	68	10	2256.09				
73	Chikkamagaluru	Kadur	Panchanahalli	Hobli	Save	RF	870	10	2670.71				
74	Chikkamagaluru	Kadur	SINGATAGERE	Hobli	Save	RF	427	10	1932.29				
75	Chikkamagaluru	Kadur	YAGATI	Hobli	Save	RF	926	10	1607.05				
76	Chikkamagaluru	Kadur	BEERURU	Hobli	Sesame (Gingelly/Til)/Sesamu	RF	225			Taluk Level	73	723.70	
77	Chikkamagaluru	Kadur	Chowlahiriyur	Hobli	Sesame (Gingelly/Til)/Sesamu	RF	585			Taluk Level	73	723.70	
78	Chikkamagaluru	Kadur	HIRENALLURU	Hobli	Sesame (Gingelly/Til)/Sesamu	RF	170	10	649.29				
79	Chikkamagaluru	Kadur	KASABA	Hobli	Sesame (Gingelly/Til)/Sesamu	RF	195	10	719.05				
80	Chikkamagaluru	Kadur	Panchanahalli	Hobli	Sesame (Gingelly/Til)/Sesamu	RF	350	10	1001.33				
81	Chikkamagaluru	Kadur	SAKHARAYAPATTANA	Hobli	Sesame (Gingelly/Til)/Sesamu	RF	225	10	876.03				
82	Chikkamagaluru	Kadur	SINGATAGERE	Hobli	Sesame (Gingelly/Til)/Sesamu	RF	245			Taluk Level	73	723.70	
83	Chikkamagaluru	Kadur	YAGATI	Hobli	Sesame (Gingelly/Til)/Sesamu	RF	380	10	582.71				
84	Chikkamagaluru	Kadur	BEERURU	Hobli	Sorghum (Jowar/Great Millet)	RF	116	10	688.06				
85	Chikkamagaluru	Kadur	Chowlahiriyur	Hobli	Sorghum (Jowar/Great Millet)	RF	9			Taluk Level	64	881.92	
86	Chikkamagaluru	Kadur	HIRENALLURU	Hobli	Sorghum (Jowar/Great Millet)	RF	22			Taluk Level	64	881.92	

**Government of Karnataka**  
**Directorate of Economics and Statistics**  
**Hobli Level Average Yield data for Kharif season 2017-18**

S.N	District	Taluk	Insurance Unit (hobli/ GP)	GP/HOBLI	Crop	IRR_RF	Area_Sown_Ha	No_CCE_Conducted	Average Yield(Kg/Ha)	Name_Of_Higher_Level	No_cce Conducted_Higher	Higher average Yield(Kg/Ha)	Synthetic Yield
87	Chikkamagaluru	Kadur	KASABA	Hobli	Sorghum (Jowar/Great Millet)	RF	22			Taluk Level	64	881.92	
88	Chikkamagaluru	Kadur	Panchanahalli	Hobli	Sorghum (Jowar/Great Millet)	RF	36	10	352.35				
89	Chikkamagaluru	Kadur	SAKHARAYAPATTANA	Hobli	Sorghum (Jowar/Great Millet)	RF	20			Taluk Level	64	881.92	
90	Chikkamagaluru	Kadur	SINGATAGERE	Hobli	Sorghum (Jowar/Great Millet)	RF	12			Taluk Level	64	881.92	
91	Chikkamagaluru	Kadur	YAGATI	Hobli	Sorghum (Jowar/Great Millet)	RF	118	10	1113.34				
92	Chikkamagaluru	Kadur	BEERURU	Hobli	SUNFLOWER	RF	24			Taluk Level	30	685.98	
93	Chikkamagaluru	Kadur	Chowlahiriyur	Hobli	SUNFLOWER	RF	0			Taluk Level	30	685.98	
94	Chikkamagaluru	Kadur	HIRENALLURU	Hobli	SUNFLOWER	RF	129	10	683.06				
95	Chikkamagaluru	Kadur	KASABA	Hobli	SUNFLOWER	RF	265			Taluk Level	30	685.98	
96	Chikkamagaluru	Kadur	SAKHARAYAPATTANA	Hobli	SUNFLOWER	RF	15			Taluk Level	30	685.98	
97	Chikkamagaluru	Kadur	YAGATI	Hobli	SUNFLOWER	RF	4			Taluk Level	30	685.98	
98	Chikkamagaluru	Kadur	Chowlahiriyur	Hobli	Tomato	NS	79	10	13288.80				
99	Chikkamagaluru	Kadur	KASABA	Hobli	Tomato	NS	197	10	12376.00				
100	Chikkamagaluru	Kadur	SAKHARAYAPATTANA	Hobli	Tomato	NS	263	10	18250.19				
101	Chikkamagaluru	Kadur	SINGATAGERE	Hobli	Tomato	NS	115	10	9560.00				
102	Chikkamagaluru	Kadur	YAGATI	Hobli	Tomato	NS	197	10	11860.00				
103	Chikkamagaluru	Koppa	HARIHARAPURA	Hobli	PADDY	IRR	265	10	1883.11				
104	Chikkamagaluru	Koppa	KASABA	Hobli	PADDY	IRR	634	10	4057.81				

**Government of Karnataka**  
**Directorate of Economics and Statistics**  
**Hobli Level Average Yield data for Kharif season 2017-18**

S.N	District	Taluk	Insurance Unit (hobli/ GP)	GP/HOBLI	Crop	IRR_RF	Area_Sown_Ha	No_CCE_Conducted	Average Yield(Kg/Ha)	Name_Of_Higher_Level	No_cce_Conducted_Higher	Higher average Yield(Kg/Ha)	Synthetic Yield
105	Chikkamagaluru	Koppa	MEGUNDA	Hobli	PADDY	IRR	499	10	4737.83				
106	Chikkamagaluru	Narasimharajapura	KASABA	Hobli	Maize (Makka)	RF	45	10	4258.76				
107	Chikkamagaluru	Narasimharajapura	BALEHONNURU	Hobli	PADDY	IRR	976	10	4828.90				
108	Chikkamagaluru	Narasimharajapura	KASABA	Hobli	PADDY	IRR	895	10	4880.62				
109	Chikkamagaluru	Tarikere	AJJAMPURA	Hobli	Avare/Field bean	RF	140	10	1043.40				
110	Chikkamagaluru	Tarikere	AMRUTAPURA	Hobli	Avare/Field bean	RF	45			Taluk Level	46	788.74	
111	Chikkamagaluru	Tarikere	KASABA	Hobli	Avare/Field bean	RF	148			Taluk Level	46	788.74	
112	Chikkamagaluru	Tarikere	LAKKAVALLI	Hobli	Avare/Field bean	RF	0			Taluk Level	46	788.74	
113	Chikkamagaluru	Tarikere	LINGADAHALLI	Hobli	Avare/Field bean	RF	110	10	631.33				
114	Chikkamagaluru	Tarikere	SHIVANI	Hobli	Avare/Field bean	RF	156	10	772.54				
115	Chikkamagaluru	Tarikere	AJJAMPURA	Hobli	GROUNDNUT	RF	844			Taluk Level	31	1397.67	
116	Chikkamagaluru	Tarikere	AMRUTAPURA	Hobli	GROUNDNUT	RF	18			Taluk Level	31	1397.67	
117	Chikkamagaluru	Tarikere	LINGADAHALLI	Hobli	GROUNDNUT	RF	43			Taluk Level	31	1397.67	
118	Chikkamagaluru	Tarikere	SHIVANI	Hobli	GROUNDNUT	RF	870	10	1043.18				
119	Chikkamagaluru	Tarikere	AJJAMPURA	Hobli	Horse Gram (kulthi/kultha)	RF	4			Taluk Level	6	1072.62	
120	Chikkamagaluru	Tarikere	AMRUTAPURA	Hobli	Horse Gram (kulthi/kultha)	RF	0			Taluk Level	6	1072.62	
121	Chikkamagaluru	Tarikere	KASABA	Hobli	Horse Gram (kulthi/kultha)	RF	0			Taluk Level	6	1072.62	
122	Chikkamagaluru	Tarikere	LINGADAHALLI	Hobli	Horse Gram (kulthi/kultha)	RF	0			Taluk Level	6	1072.62	



**Government of Karnataka**  
**Directorate of Economics and Statistics**  
**Hobli Level Average Yield data for Kharif season 2017-18**


S.N	District	Taluk	Insurance Unit (hobli/ GP)	GP/HOBLI	Crop	IRR_RF	Area_Sown_Ha	No_CCE_Conducted	Average Yield(Kg/Ha)	Name_Of_Higher_Level	No_cce Conducted_Higher	Higher average Yield(Kg/Ha)	Synthetic Yield
123	Chikkamagaluru	Tarikere	SHIVANI	Hobli	Horse Gram (kulthi/kultha)	RF	8			Taluk Level	6	1072.62	
124	Chikkamagaluru	Tarikere	AJJAMPURA	Hobli	Maize (Makka)	RF	1852	10	2946.12				
125	Chikkamagaluru	Tarikere	AMRUTAPURA	Hobli	Maize (Makka)	RF	1140	10	2498.43				
126	Chikkamagaluru	Tarikere	KASABA	Hobli	Maize (Makka)	RF	1528	10	3102.33				
127	Chikkamagaluru	Tarikere	LAKKAVALLI	Hobli	Maize (Makka)	RF	258	10	4378.29				
128	Chikkamagaluru	Tarikere	LINGADAHALLI	Hobli	Maize (Makka)	RF	1116	10	4118.27				
129	Chikkamagaluru	Tarikere	SHIVANI	Hobli	Maize (Makka)	RF	1508	10	4251.42				
130	Chikkamagaluru	Tarikere	AJJAMPURA	Hobli	Onion	RF	1896			Taluk Level	30	12538.67	
131	Chikkamagaluru	Tarikere	AMRUTAPURA	Hobli	Onion	RF	4			Taluk Level	30	12538.67	
132	Chikkamagaluru	Tarikere	LINGADAHALLI	Hobli	Onion	RF	55	10	18252.00				
133	Chikkamagaluru	Tarikere	SHIVANI	Hobli	Onion	RF	1150	10	11120.00				
134	Chikkamagaluru	Tarikere	AJJAMPURA	Hobli	PADDY	RF	10			Taluk Level	26	3099.12	
135	Chikkamagaluru	Tarikere	AMRUTAPURA	Hobli	PADDY	IRR	303	10	4285.78				
136	Chikkamagaluru	Tarikere	AMRUTAPURA	Hobli	PADDY	RF	10			Taluk Level	26	3099.12	
137	Chikkamagaluru	Tarikere	KASABA	Hobli	PADDY	IRR	238	10	2762.04				
138	Chikkamagaluru	Tarikere	LAKKAVALLI	Hobli	PADDY	IRR	326			Taluk Level	47	4013.78	
139	Chikkamagaluru	Tarikere	LAKKAVALLI	Hobli	PADDY	RF	279			Taluk Level	26	3099.12	
140	Chikkamagaluru	Tarikere	LINGADAHALLI	Hobli	PADDY	IRR	91	10	4281.87				

**Government of Karnataka**  
**Directorate of Economics and Statistics**  
**Hobli Level Average Yield data for Kharif season 2017-18**

S.N	District	Taluk	Insurance Unit (hobli/ GP)	GP/HOBLI	Crop	IRR_RF	Area_Sown_Ha	No_CCE_Conducted	Average Yield(Kg/Ha)	Name_Of_Higher_Level	No_cce Conducted_Higher	Higher average Yield(Kg/Ha)	Synthetic Yield
141	Chikkamagaluru	Tarikere	LINGADAHALLI	Hobli	PADDY	RF	5			Taluk Level	26	3099.12	
142	Chikkamagaluru	Tarikere	SHIVANI	Hobli	PADDY	IRR	120			Taluk Level	47	4013.78	
143	Chikkamagaluru	Tarikere	SHIVANI	Hobli	PADDY	RF	12			Taluk Level	26	3099.12	
144	Chikkamagaluru	Tarikere	AJJAMPURA	Hobli	Potato	RF	199			Taluk Level	32	12056.31	
145	Chikkamagaluru	Tarikere	AMRUTAPURA	Hobli	Potato	RF	34			Taluk Level	32	12056.31	
146	Chikkamagaluru	Tarikere	LINGADAHALLI	Hobli	Potato	IRR	646	10	12003.08				
147	Chikkamagaluru	Tarikere	LINGADAHALLI	Hobli	Potato	RF	589	10	11976.00				
148	Chikkamagaluru	Tarikere	SHIVANI	Hobli	Potato	RF	15	10	15202.00				
149	Chikkamagaluru	Tarikere	AJJAMPURA	Hobli	Red Chillies	RF	379	10	1704.03				
150	Chikkamagaluru	Tarikere	AMRUTAPURA	Hobli	Red Chillies	RF	6			Taluk Level	32	1619.20	
151	Chikkamagaluru	Tarikere	KASABA	Hobli	Red Chillies	RF	0			Taluk Level	32	1619.20	
152	Chikkamagaluru	Tarikere	LINGADAHALLI	Hobli	Red Chillies	RF	74	10	1596.92				
153	Chikkamagaluru	Tarikere	SHIVANI	Hobli	Red Chillies	RF	508	10	1435.95				
154	Chikkamagaluru	Tarikere	AJJAMPURA	Hobli	Sesame (Gingelly/Til)/Sesamu	RF	10			Taluk Level	11	675.14	
155	Chikkamagaluru	Tarikere	SHIVANI	Hobli	Sesame (Gingelly/Til)/Sesamu	RF	5			Taluk Level	11	675.14	
156	Chikkamagaluru	Tarikere	AJJAMPURA	Hobli	Sorghum (Jowar/Great Millet)	RF	0			Taluk Level	2	731.77	
157	Chikkamagaluru	Tarikere	SHIVANI	Hobli	Sorghum (Jowar/Great Millet)	RF	5			Taluk Level	2	731.77	
158	Chikkamagaluru	Tarikere	AMRUTAPURA	Hobli	Tomato	NS	53	10	6142.00				

**Government of Karnataka**  
**Directorate of Economics and Statistics**  
**Hobli Level Average Yield data for Kharif season 2017-18**

S.N	District	Taluk	Insurance Unit (hobli/ GP)	GP/HOBLI	Crop	IRR_RF	Area_Sown_Ha	No_CCE_Conducted	Average Yield(Kg/Ha)	Name_Of_Higher_Level	No_cce Conducted_Higher	Higher average Yield(Kg/Ha)	Synthetic Yield
159	Chikkamagaluru	Tarikere	KASABA	Hobli	Tomato	NS	76			Taluk Level	19	7461.89	

  
**Joint Director**  
**Crop insurance scheme Division**  
**Directorate of Economics and Statistics**



**Government of Karnataka**  
**Directorate of Economics and Statistics**  
**Hobli Level Average Yield data for Kharif season 2017-18**

S.N	District	Taluk	Insurance Unit (hobli/ GP)	GP/HOBLI	Crop	IRR_RF	Area_Sown_Ha	No_CCE_Conducted	Average Yield(Kg/Ha)	Name_Of_Higher_Level	No_cce Conducted_Higher	Higher average Yield(Kg/Ha)	Synthetic Yield
1	Chitradurga	Challakere	KASABA	Hobli	Castor (Rehri, Rendi, Arandi)	RF	0			District Level	10	817.91	
2	Chitradurga	Challakere	NAYAKANAHATTI	Hobli	Castor (Rehri, Rendi, Arandi)	RF	0			District Level	10	817.91	
3	Chitradurga	Challakere	PARASHURAOPURA	Hobli	Castor (Rehri, Rendi, Arandi)	RF	0			District Level	10	817.91	
4	Chitradurga	Challakere	TALAKU	Hobli	Castor (Rehri, Rendi, Arandi)	RF	4			District Level	10	817.91	
5	Chitradurga	Challakere	KASABA	Hobli	COTTON	IRR	23			Taluk Level	18	286.43	
6	Chitradurga	Challakere	KASABA	Hobli	COTTON	RF	43	10	244.17				
7	Chitradurga	Challakere	NAYAKANAHATTI	Hobli	COTTON	IRR	37			Taluk Level	18	286.43	
8	Chitradurga	Challakere	KASABA	Hobli	Green Gram (Moong Bean/ Moong)	RF	132	10	85.92				
9	Chitradurga	Challakere	NAYAKANAHATTI	Hobli	Green Gram (Moong Bean/ Moong)	RF	0			Taluk Level	10	85.92	
10	Chitradurga	Challakere	NAYAKANAHATTI	Hobli	GROUNDNUT	IRR	3			District Level	6	2033.94	
11	Chitradurga	Challakere	KASABA	Hobli	Horse Gram (kulthi/kultha)	RF	356	10	1290.74				
12	Chitradurga	Challakere	NAYAKANAHATTI	Hobli	Horse Gram (kulthi/kultha)	RF	147	10	895.20				
13	Chitradurga	Challakere	PARASHURAOPURA	Hobli	Horse Gram (kulthi/kultha)	RF	453	10	702.80				
14	Chitradurga	Challakere	TALAKU	Hobli	Horse Gram (kulthi/kultha)	RF	793	10	877.63				
15	Chitradurga	Challakere	KASABA	Hobli	Maize (Makka)	IRR	229	10	4982.35				
16	Chitradurga	Challakere	NAYAKANAHATTI	Hobli	Maize (Makka)	IRR	126	10	4543.19				

**Government of Karnataka**  
**Directorate of Economics and Statistics**  
**Hobli Level Average Yield data for Kharif season 2017-18**

S.N	District	Taluk	Insurance Unit (hobli/ GP)	GP/HOBLI	Crop	IRR_RF	Area_Sown_Ha	No_CCE_Conducted	Average Yield(Kg/Ha)	Name_Of_Higher_Level	No_cce_Conducted_Higher	Higher average Yield(Kg/Ha)	Synthetic Yield
17	Chitradurga	Challakere	PARASHURAOPURA	Hobli	Maize (Makka)	IRR	296	10	4547.37				
18	Chitradurga	Challakere	TALAKU	Hobli	Maize (Makka)	IRR	270	10	4940.11				
19	Chitradurga	Challakere	NAYAKANAHATTI	Hobli	Navane	RF	290	10	436.88				
20	Chitradurga	Challakere	KASABA	Hobli	Onion	IRR	950			Taluk Level	37	18844.88	
21	Chitradurga	Challakere	NAYAKANAHATTI	Hobli	Onion	IRR	628	10	17892.00				
22	Chitradurga	Challakere	PARASHURAOPURA	Hobli	Onion	IRR	702			Taluk Level	37	18844.88	
23	Chitradurga	Challakere	TALAKU	Hobli	Onion	IRR	891			Taluk Level	37	18844.88	
24	Chitradurga	Challakere	KASABA	Hobli	PADDY	IRR	81	10	6280.60				
25	Chitradurga	Challakere	PARASHURAOPURA	Hobli	PADDY	IRR	229	10	4296.89				
26	Chitradurga	Challakere	TALAKU	Hobli	PADDY	IRR	13	10	4318.24				
27	Chitradurga	Challakere	KASABA	Hobli	Pearl Millet (Bajra/Bulrush Millet/Spiked Millet)	RF	202			Taluk Level	28	1033.74	
28	Chitradurga	Challakere	NAYAKANAHATTI	Hobli	Pearl Millet (Bajra/Bulrush Millet/Spiked Millet)	RF	348	10	968.78				
29	Chitradurga	Challakere	PARASHURAOPURA	Hobli	Pearl Millet (Bajra/Bulrush Millet/Spiked Millet)	RF	9			Taluk Level	28	1033.74	
30	Chitradurga	Challakere	TALAKU	Hobli	Pearl Millet (Bajra/Bulrush Millet/Spiked Millet)	RF	808	10	1245.47				
31	Chitradurga	Challakere	KASABA	Hobli	Pigeon pea (red gram/arhar/tur)	RF	3845	10	1120.20				

**Government of Karnataka**  
**Directorate of Economics and Statistics**  
**Hobli Level Average Yield data for Kharif season 2017-18**

S.N	District	Taluk	Insurance Unit (hobli/ GP)	GP/HOBLI	Crop	IRR_RF	Area_Sown_Ha	No_CCE_Conducted	Average Yield(Kg/Ha)	Name_Of_Higher_Level	No_cce_Conducted_Higher	Higher average Yield(Kg/Ha)	Synthetic Yield
32	Chitradurga	Challakere	NAYAKANAHATTI	Hobli	Pigeon pea (red gram/arhar/tur)	RF	470	10	787.43				
33	Chitradurga	Challakere	PARASHURAOPURA	Hobli	Pigeon pea (red gram/arhar/tur)	RF	2443	10	1000.54				
34	Chitradurga	Challakere	TALAKU	Hobli	Pigeon pea (red gram/arhar/tur)	RF	2124	10	368.40				
35	Chitradurga	Challakere	KASABA	Hobli	RAGI	IRR	183	10	2242.02				
36	Chitradurga	Challakere	KASABA	Hobli	RAGI	RF	21			Taluk Level	12	1921.44	
37	Chitradurga	Challakere	NAYAKANAHATTI	Hobli	RAGI	IRR	175			Taluk Level	38	2238.69	
38	Chitradurga	Challakere	NAYAKANAHATTI	Hobli	RAGI	RF	239	10	1789.16				
39	Chitradurga	Challakere	PARASHURAOPURA	Hobli	RAGI	IRR	218	10	2016.33				
40	Chitradurga	Challakere	TALAKU	Hobli	RAGI	IRR	298	10	2791.89				
41	Chitradurga	Challakere	KASABA	Hobli	Sorghum (Jowar/Great Millet)	IRR	18	10	994.87				
42	Chitradurga	Challakere	KASABA	Hobli	Sorghum (Jowar/Great Millet)	RF	455	10	659.57				
43	Chitradurga	Challakere	NAYAKANAHATTI	Hobli	Sorghum (Jowar/Great Millet)	IRR	1			Taluk Level	14	1625.89	
44	Chitradurga	Challakere	PARASHURAOPURA	Hobli	Sorghum (Jowar/Great Millet)	IRR	0			Taluk Level	14	1625.89	
45	Chitradurga	Challakere	PARASHURAOPURA	Hobli	Sorghum (Jowar/Great Millet)	RF	808	10	750.81				
46	Chitradurga	Challakere	TALAKU	Hobli	Sorghum (Jowar/Great Millet)	IRR	3			Taluk Level	14	1625.89	
47	Chitradurga	Challakere	KASABA	Hobli	SUNFLOWER	IRR	8			Taluk Level	2	2291.53	

**Government of Karnataka**  
**Directorate of Economics and Statistics**  
**Hobli Level Average Yield data for Kharif season 2017-18**

S.N	District	Taluk	Insurance Unit (hobli/ GP)	GP/HOBLI	Crop	IRR_RF	Area_Sown_Ha	No_CCE_Conducted	Average Yield(Kg/Ha)	Name_Of_Higher_Level	No_cce_Conducted_Higher	Higher average Yield(Kg/Ha)	Synthetic Yield
48	Chitradurga	Challakere	KASABA	Hobli	SUNFLOWER	RF	58	10	548.66				
49	Chitradurga	Challakere	NAYAKANAHATTI	Hobli	SUNFLOWER	IRR	9			Taluk Level	2	2291.53	
50	Chitradurga	Challakere	NAYAKANAHATTI	Hobli	SUNFLOWER	RF	6			Taluk Level	20	604.33	
51	Chitradurga	Challakere	PARASHURAOPURA	Hobli	SUNFLOWER	IRR	0			Taluk Level	2	2291.53	
52	Chitradurga	Challakere	PARASHURAOPURA	Hobli	SUNFLOWER	RF	119	10	660.00				
53	Chitradurga	Challakere	TALAKU	Hobli	SUNFLOWER	IRR	0			Taluk Level	2	2291.53	
54	Chitradurga	Challakere	TALAKU	Hobli	SUNFLOWER	RF	3			Taluk Level	20	604.33	
55	Chitradurga	Challakere	NAYAKANAHATTI	Hobli	Tomato	NS	48	10	14872.00				
56	Chitradurga	Challakere	TALAKU	Hobli	Tomato	NS	234	10	15640.56				
57	Chitradurga	Chitradurga	BHARAMASAGARA	Hobli	Avare/Field bean	RF	218	10	1053.35				
58	Chitradurga	Chitradurga	HIREGUNTANURU	Hobli	Avare/Field bean	RF	139	10	630.63				
59	Chitradurga	Chitradurga	KASABA	Hobli	Avare/Field bean	RF	63	10	461.58				
60	Chitradurga	Chitradurga	TURUVANURU	Hobli	Avare/Field bean	RF	106			Taluk Level	36	648.88	
61	Chitradurga	Chitradurga	BHARAMASAGARA	Hobli	Castor (Rehri, Rendi, Arandi)	RF	0			District Level	10	817.91	
62	Chitradurga	Chitradurga	KASABA	Hobli	Castor (Rehri, Rendi, Arandi)	RF	0			District Level	10	817.91	
63	Chitradurga	Chitradurga	BHARAMASAGARA	Hobli	COTTON	IRR	150	10	462.06				
64	Chitradurga	Chitradurga	BHARAMASAGARA	Hobli	COTTON	RF	448	10	285.23				
65	Chitradurga	Chitradurga	HIREGUNTANURU	Hobli	COTTON	RF	430	10	218.77				



**Government of Karnataka**  
**Directorate of Economics and Statistics**  
**Hobli Level Average Yield data for Kharif season 2017-18**

S.N	District	Taluk	Insurance Unit (hobli/ GP)	GP/HOBLI	Crop	IRR_RF	Area_Sown_Ha	No_CCE_Conducted	Average Yield(Kg/Ha)	Name_Of_Higher_Level	No_cce_Conducted_Higher	Higher average Yield(Kg/Ha)	Synthetic Yield
66	Chitradurga	Chitradurga	KASABA	Hobli	COTTON	IRR	47	10	347.61				
67	Chitradurga	Chitradurga	KASABA	Hobli	COTTON	RF	335	10	304.24				
68	Chitradurga	Chitradurga	TURUVANURU	Hobli	COTTON	IRR	117			Taluk Level	29	414.82	
69	Chitradurga	Chitradurga	TURUVANURU	Hobli	COTTON	RF	46	10	197.60				
70	Chitradurga	Chitradurga	KASABA	Hobli	Green Gram (Moong Bean/ Moong)	RF	2			Taluk Level	2	0.00	
71	Chitradurga	Chitradurga	TURUVANURU	Hobli	Green Gram (Moong Bean/ Moong)	RF	10			Taluk Level	2	0.00	
72	Chitradurga	Chitradurga	BHARAMASAGARA	Hobli	GROUNDNUT	RF	14	10	1102.00				
73	Chitradurga	Chitradurga	HIREGUNTANURU	Hobli	GROUNDNUT	RF	106	10	2085.79				
74	Chitradurga	Chitradurga	KASABA	Hobli	GROUNDNUT	IRR	0			District Level	6	2033.94	
75	Chitradurga	Chitradurga	KASABA	Hobli	GROUNDNUT	RF	945	10	1501.71				
76	Chitradurga	Chitradurga	TURUVANURU	Hobli	GROUNDNUT	RF	1748	10	1141.60				
77	Chitradurga	Chitradurga	HIREGUNTANURU	Hobli	Horse Gram (kulthi/kultha)	RF	0			Taluk Level	10	942.50	
78	Chitradurga	Chitradurga	KASABA	Hobli	Horse Gram (kulthi/kultha)	RF	16			Taluk Level	10	942.50	
79	Chitradurga	Chitradurga	TURUVANURU	Hobli	Horse Gram (kulthi/kultha)	RF	110	10	942.50				
80	Chitradurga	Chitradurga	BHARAMASAGARA	Hobli	Maize (Makka)	IRR	746	10	5393.01				
81	Chitradurga	Chitradurga	HIREGUNTANURU	Hobli	Maize (Makka)	IRR	93	10	5223.45				
82	Chitradurga	Chitradurga	KASABA	Hobli	Maize (Makka)	IRR	106	10	5803.15				

**Government of Karnataka**  
**Directorate of Economics and Statistics**  
**Hobli Level Average Yield data for Kharif season 2017-18**

S.N	District	Taluk	Insurance Unit (hobli/ GP)	GP/HOBLI	Crop	IRR_RF	Area_Sown_Ha	No_CCE_Conducted	Average Yield(Kg/Ha)	Name_Of_Higher_Level	No_cce_Conducted_Higher	Higher average Yield(Kg/Ha)	Synthetic Yield
83	Chitradurga	Chitradurga	TURUVANURU	Hobli	Maize (Makka)	IRR	598	10	5171.65				
84	Chitradurga	Chitradurga	KASABA	Hobli	Navane	RF	69	10	317.33				
85	Chitradurga	Chitradurga	TURUVANURU	Hobli	Navane	RF	79	10	317.68				
86	Chitradurga	Chitradurga	BHARAMASAGARA	Hobli	Onion	IRR	57	10	13062.20				
87	Chitradurga	Chitradurga	HIREGUNTANURU	Hobli	Onion	IRR	38	10	22100.00				
88	Chitradurga	Chitradurga	HIREGUNTANURU	Hobli	Onion	RF	45	10	9242.67				
89	Chitradurga	Chitradurga	KASABA	Hobli	Onion	IRR	2228	10	16308.00				
90	Chitradurga	Chitradurga	KASABA	Hobli	Onion	RF	0			Taluk Level	20	8190.67	
91	Chitradurga	Chitradurga	TURUVANURU	Hobli	Onion	IRR	243	10	13300.00				
92	Chitradurga	Chitradurga	TURUVANURU	Hobli	Onion	RF	142	10	7138.67				
93	Chitradurga	Chitradurga	KASABA	Hobli	Pearl Millet (Bajra/Bulrush Millet/Spiked Millet)	RF	29			Taluk Level	12	1271.74	
94	Chitradurga	Chitradurga	TURUVANURU	Hobli	Pearl Millet (Bajra/Bulrush Millet/Spiked Millet)	RF	83	10	1476.90				
95	Chitradurga	Chitradurga	BHARAMASAGARA	Hobli	Pigeon pea (red gram/arhar/tur)	RF	373	10	2027.63				
96	Chitradurga	Chitradurga	HIREGUNTANURU	Hobli	Pigeon pea (red gram/arhar/tur)	RF	172	10	1044.89				
97	Chitradurga	Chitradurga	KASABA	Hobli	Pigeon pea (red gram/arhar/tur)	RF	257	10	488.76				

**Government of Karnataka**  
**Directorate of Economics and Statistics**  
**Hobli Level Average Yield data for Kharif season 2017-18**

S.N	District	Taluk	Insurance Unit (hobli/ GP)	GP/HOBLI	Crop	IRR_RF	Area_Sown_Ha	No_CCE_Conducted	Average Yield(Kg/Ha)	Name_Of_Higher_Level	No_cce_Conducted_Higher	Higher average Yield(Kg/Ha)	Synthetic Yield
98	Chitradurga	Chitradurga	TURUVANURU	Hobli	Pigeon pea (red gram/arhar/tur)	RF	198	10	1538.91				
99	Chitradurga	Chitradurga	BHARAMASAGARA	Hobli	RAGI	IRR	0			Taluk Level	12	2405.93	
100	Chitradurga	Chitradurga	BHARAMASAGARA	Hobli	RAGI	RF	1670	10	2480.58				
101	Chitradurga	Chitradurga	HIREGUNTANURU	Hobli	RAGI	IRR	2			Taluk Level	12	2405.93	
102	Chitradurga	Chitradurga	HIREGUNTANURU	Hobli	RAGI	RF	1069	10	1976.19				
103	Chitradurga	Chitradurga	KASABA	Hobli	RAGI	IRR	12	10	2673.50				
104	Chitradurga	Chitradurga	KASABA	Hobli	RAGI	RF	1343	10	1719.40				
105	Chitradurga	Chitradurga	TURUVANURU	Hobli	RAGI	RF	427	10	1719.01				
106	Chitradurga	Chitradurga	KASABA	Hobli	Sesame (Gingelly/Til)/Sesamu	RF	2			District Level	32	442.79	
107	Chitradurga	Chitradurga	BHARAMASAGARA	Hobli	Sorghum (Jowar/Great Millet)	RF	118	10	2087.48				
108	Chitradurga	Chitradurga	HIREGUNTANURU	Hobli	Sorghum (Jowar/Great Millet)	IRR	0			Taluk Level	4	3120.00	
109	Chitradurga	Chitradurga	HIREGUNTANURU	Hobli	Sorghum (Jowar/Great Millet)	RF	2			Taluk Level	12	2149.08	
110	Chitradurga	Chitradurga	KASABA	Hobli	Sorghum (Jowar/Great Millet)	RF	0			Taluk Level	12	2149.08	
111	Chitradurga	Chitradurga	TURUVANURU	Hobli	Sorghum (Jowar/Great Millet)	IRR	7			Taluk Level	4	3120.00	
112	Chitradurga	Chitradurga	TURUVANURU	Hobli	Sorghum (Jowar/Great Millet)	RF	0			Taluk Level	12	2149.08	
113	Chitradurga	Chitradurga	KASABA	Hobli	SUNFLOWER	IRR	0			District Level	10	2642.20	
114	Chitradurga	Chitradurga	KASABA	Hobli	SUNFLOWER	RF	1			Taluk Level	10	1098.04	

**Government of Karnataka**  
**Directorate of Economics and Statistics**  
**Hobli Level Average Yield data for Kharif season 2017-18**

S.N	District	Taluk	Insurance Unit (hobli/ GP)	GP/HOBLI	Crop	IRR_RF	Area_Sown_Ha	No_CCE_Conducted	Average Yield(Kg/Ha)	Name_Of_Higher_Level	No_cce_Conducted_Higher	Higher average Yield(Kg/Ha)	Synthetic Yield
115	Chitradurga	Chitradurga	TURUVANURU	Hobli	SUNFLOWER	IRR	0			District Level	10	2642.20	
116	Chitradurga	Chitradurga	TURUVANURU	Hobli	SUNFLOWER	RF	43	10	1098.04				
117	Chitradurga	Chitradurga	BHARAMASAGARA	Hobli	Tomato	NS	105	10	10393.29				
118	Chitradurga	Hiiriyur	AIMANGALA	Hobli	COTTON	IRR	200	10	364.96				
119	Chitradurga	Hiiriyur	AIMANGALA	Hobli	COTTON	RF	11	10	285.70				
120	Chitradurga	Hiiriyur	DHARMAPURA	Hobli	COTTON	IRR	1200			Taluk Level	36	245.96	
121	Chitradurga	Hiiriyur	DHARMAPURA	Hobli	COTTON	RF	0			Taluk Level	20	210.37	
122	Chitradurga	Hiiriyur	J G HALLI	Hobli	COTTON	IRR	1501	10	185.81				
123	Chitradurga	Hiiriyur	J G HALLI	Hobli	COTTON	RF	0			Taluk Level	20	210.37	
124	Chitradurga	Hiiriyur	KASABA	Hobli	COTTON	IRR	362			Taluk Level	36	245.96	
125	Chitradurga	Hiiriyur	KASABA	Hobli	COTTON	RF	503	10	135.04				
126	Chitradurga	Hiiriyur	AIMANGALA	Hobli	GROUNDNUT	IRR	11			Taluk Level	6	2033.94	
127	Chitradurga	Hiiriyur	DHARMAPURA	Hobli	GROUNDNUT	IRR	0			Taluk Level	6	2033.94	
128	Chitradurga	Hiiriyur	J G HALLI	Hobli	GROUNDNUT	IRR	0			Taluk Level	6	2033.94	
129	Chitradurga	Hiiriyur	KASABA	Hobli	GROUNDNUT	IRR	21			Taluk Level	6	2033.94	
130	Chitradurga	Hiiriyur	AIMANGALA	Hobli	Horse Gram (kulthi/kultha)	RF	2			Taluk Level	22	874.39	
131	Chitradurga	Hiiriyur	DHARMAPURA	Hobli	Horse Gram (kulthi/kultha)	RF	420			Taluk Level	22	874.39	
132	Chitradurga	Hiiriyur	J G HALLI	Hobli	Horse Gram (kulthi/kultha)	RF	2			Taluk Level	22	874.39	

**Government of Karnataka**  
**Directorate of Economics and Statistics**  
**Hobli Level Average Yield data for Kharif season 2017-18**

S.N	District	Taluk	Insurance Unit (hobli/ GP)	GP/HOBLI	Crop	IRR_RF	Area_Sown_Ha	No_CCE_Conducted	Average Yield(Kg/Ha)	Name_Of_Higher_Level	No_cce_Conducted_Higher	Higher average Yield(Kg/Ha)	Synthetic Yield
133	Chitradurga	Hiiriyur	KASABA	Hobli	Horse Gram (kulthi/kultha)	RF	17	10	1118.87				
134	Chitradurga	Hiiriyur	AIMANGALA	Hobli	Maize (Makka)	IRR	22			Taluk Level	26	3938.53	
135	Chitradurga	Hiiriyur	AIMANGALA	Hobli	Maize (Makka)	RF	219	10	3928.51				
136	Chitradurga	Hiiriyur	DHARMAPURA	Hobli	Maize (Makka)	IRR	260	10	3834.28				
137	Chitradurga	Hiiriyur	DHARMAPURA	Hobli	Maize (Makka)	RF	8			Taluk Level	14	3281.62	
138	Chitradurga	Hiiriyur	J G HALLI	Hobli	Maize (Makka)	IRR	0			Taluk Level	26	3938.53	
139	Chitradurga	Hiiriyur	J G HALLI	Hobli	Maize (Makka)	RF	9			Taluk Level	14	3281.62	
140	Chitradurga	Hiiriyur	KASABA	Hobli	Maize (Makka)	IRR	24			Taluk Level	26	3938.53	
141	Chitradurga	Hiiriyur	KASABA	Hobli	Maize (Makka)	RF	6			Taluk Level	14	3281.62	
142	Chitradurga	Hiiriyur	AIMANGALA	Hobli	Navane	RF	157	10	608.18				
143	Chitradurga	Hiiriyur	DHARMAPURA	Hobli	Navane	RF	400			Taluk Level	30	514.00	
144	Chitradurga	Hiiriyur	J G HALLI	Hobli	Navane	RF	327	10	415.64				
145	Chitradurga	Hiiriyur	KASABA	Hobli	Navane	RF	55			Taluk Level	30	514.00	
146	Chitradurga	Hiiriyur	AIMANGALA	Hobli	Onion	IRR	7256	10	20332.00				
147	Chitradurga	Hiiriyur	AIMANGALA	Hobli	Onion	RF	2			Taluk Level	2	7960.00	
148	Chitradurga	Hiiriyur	DHARMAPURA	Hobli	Onion	IRR	5240	10	17160.00				
149	Chitradurga	Hiiriyur	J G HALLI	Hobli	Onion	IRR	19	10	19368.00				
150	Chitradurga	Hiiriyur	J G HALLI	Hobli	Onion	RF	0			Taluk Level	2	7960.00	

**Government of Karnataka**  
**Directorate of Economics and Statistics**  
**Hobli Level Average Yield data for Kharif season 2017-18**

S.N	District	Taluk	Insurance Unit (hobli/ GP)	GP/HOBLI	Crop	IRR_RF	Area_Sown_Ha	No_CCE_Conducted	Average Yield(Kg/Ha)	Name_Of_Higher_Level	No_cce Conducted_Higher	Higher average Yield(Kg/Ha)	Synthetic Yield
151	Chitradurga	Hiiriyur	KASABA	Hobli	Onion	IRR	307	10	15442.00				
152	Chitradurga	Hiiriyur	DHARMAPURA	Hobli	PADDY	IRR	22			Taluk Level	8	2111.78	
153	Chitradurga	Hiiriyur	J G HALLI	Hobli	PADDY	IRR	0			Taluk Level	8	2111.78	
154	Chitradurga	Hiiriyur	KASABA	Hobli	PADDY	IRR	0			Taluk Level	8	2111.78	
155	Chitradurga	Hiiriyur	AIMANGALA	Hobli	Pearl Millet (Bajra/Bulrush Millet/Spiked Millet)	RF	12			Taluk Level	6	927.46	
156	Chitradurga	Hiiriyur	DHARMAPURA	Hobli	Pearl Millet (Bajra/Bulrush Millet/Spiked Millet)	RF	0			Taluk Level	6	927.46	
157	Chitradurga	Hiiriyur	J G HALLI	Hobli	Pearl Millet (Bajra/Bulrush Millet/Spiked Millet)	RF	2			Taluk Level	6	927.46	
158	Chitradurga	Hiiriyur	KASABA	Hobli	Pearl Millet (Bajra/Bulrush Millet/Spiked Millet)	RF	0			Taluk Level	6	927.46	
159	Chitradurga	Hiiriyur	AIMANGALA	Hobli	Pigeon pea (red gram/arhar/tur)	RF	851	10	401.62				
160	Chitradurga	Hiiriyur	DHARMAPURA	Hobli	Pigeon pea (red gram/arhar/tur)	RF	950	10	517.49				
161	Chitradurga	Hiiriyur	J G HALLI	Hobli	Pigeon pea (red gram/arhar/tur)	RF	269	10	690.08				
162	Chitradurga	Hiiriyur	KASABA	Hobli	Pigeon pea (red gram/arhar/tur)	RF	119	10	322.61				
163	Chitradurga	Hiiriyur	AIMANGALA	Hobli	RAGI	IRR	13			Taluk Level	17	1529.72	
164	Chitradurga	Hiiriyur	AIMANGALA	Hobli	RAGI	RF	350	10	1693.50				

(9)

**Government of Karnataka**  
**Directorate of Economics and Statistics**  
**Hobli Level Average Yield data for Kharif season 2017-18**

S.N	District	Taluk	Insurance Unit (hobli/ GP)	GP/HOBLI	Crop	IRR_RF	Area_Sown_Ha	No_CCE_Conducted	Average Yield(Kg/Ha)	Name_Of_Higher_Level	No_cce_Conducted_Higher	Higher average Yield(Kg/Ha)	Synthetic Yield
165	Chitradurga	Hiiriyur	DHARMAPURA	Hobli	RAGI	IRR	29			Taluk Level	17	1529.72	
166	Chitradurga	Hiiriyur	DHARMAPURA	Hobli	RAGI	RF	250			Taluk Level	36	1293.97	
167	Chitradurga	Hiiriyur	J G HALLI	Hobli	RAGI	IRR	2			Taluk Level	17	1529.72	
168	Chitradurga	Hiiriyur	J G HALLI	Hobli	RAGI	RF	1452	10	1210.26				
169	Chitradurga	Hiiriyur	KASABA	Hobli	RAGI	IRR	7			Taluk Level	17	1529.72	
170	Chitradurga	Hiiriyur	KASABA	Hobli	RAGI	RF	306	10	1036.09				
171	Chitradurga	Hiiriyur	AIMANGALA	Hobli	Sorghum (Jowar/Great Millet)	IRR	0			District Level	36	3035.12	
172	Chitradurga	Hiiriyur	AIMANGALA	Hobli	Sorghum (Jowar/Great Millet)	RF	0			Taluk Level	12	752.34	
173	Chitradurga	Hiiriyur	DHARMAPURA	Hobli	Sorghum (Jowar/Great Millet)	RF	9	10	720.90				
174	Chitradurga	Hiiriyur	J G HALLI	Hobli	Sorghum (Jowar/Great Millet)	RF	2			Taluk Level	12	752.34	
175	Chitradurga	Hiiriyur	KASABA	Hobli	Sorghum (Jowar/Great Millet)	RF	0			Taluk Level	12	752.34	
176	Chitradurga	Hiiriyur	AIMANGALA	Hobli	SUNFLOWER	IRR	0			District Level	10	2642.20	
177	Chitradurga	Hiiriyur	DHARMAPURA	Hobli	SUNFLOWER	IRR	0			District Level	10	2642.20	
178	Chitradurga	Hiiriyur	J G HALLI	Hobli	SUNFLOWER	IRR	0			District Level	10	2642.20	
179	Chitradurga	Hiiriyur	KASABA	Hobli	SUNFLOWER	IRR	1			District Level	10	2642.20	
180	Chitradurga	Holalkere	BEEDURGA	Hobli	Avare/Field bean	RF	13			Taluk Level	23	1691.65	
181	Chitradurga	Holalkere	KASABA	Hobli	Avare/Field bean	RF	109	10	2020.17				
182	Chitradurga	Holalkere	TALYA	Hobli	Avare/Field bean	RF	163	10	1650.64				



**Government of Karnataka**  
**Directorate of Economics and Statistics**  
**Hobli Level Average Yield data for Kharif season 2017-18**

S.N	District	Taluk	Insurance Unit (hobli/ GP)	GP/HOBLI	Crop	IRR_RF	Area_Sown_Ha	No_CCE_Conducted	Average Yield(Kg/Ha)	Name_Of_Higher_Level	No_cce Conducted_Higher	Higher average Yield(Kg/Ha)	Synthetic Yield
183	Chitradurga	Holalkere	RAMAGIRI	Hobli	Castor (Rehri, Rendi, Arandi)	RF	2			Taluk Level	10	817.91	
184	Chitradurga	Holalkere	TALYA	Hobli	Castor (Rehri, Rendi, Arandi)	RF	16	10	817.91				
185	Chitradurga	Holalkere	BEEDURGA	Hobli	COTTON	RF	39	10	753.67				
186	Chitradurga	Holalkere	KASABA	Hobli	COTTON	RF	58			Taluk Level	38	650.33	
187	Chitradurga	Holalkere	RAMAGIRI	Hobli	COTTON	RF	52	10	710.46				
188	Chitradurga	Holalkere	TALYA	Hobli	COTTON	RF	106	10	418.33				
189	Chitradurga	Holalkere	BEEDURGA	Hobli	Green Gram (Moong Bean/ Moong)	RF	0			Taluk Level	4	57.55	
190	Chitradurga	Holalkere	RAMAGIRI	Hobli	Green Gram (Moong Bean/ Moong)	RF	18			Taluk Level	4	57.55	
191	Chitradurga	Holalkere	TALYA	Hobli	Green Gram (Moong Bean/ Moong)	RF	0			Taluk Level	4	57.55	
192	Chitradurga	Holalkere	BEEDURGA	Hobli	GROUNDNUT	RF	11			Taluk Level	38	1752.69	
193	Chitradurga	Holalkere	KASABA	Hobli	GROUNDNUT	RF	10	10	1599.50				
194	Chitradurga	Holalkere	RAMAGIRI	Hobli	GROUNDNUT	RF	300	10	2004.28				
195	Chitradurga	Holalkere	TALYA	Hobli	GROUNDNUT	RF	34	10	1716.56				
196	Chitradurga	Holalkere	RAMAGIRI	Hobli	Navane	RF	184	10	537.27				
197	Chitradurga	Holalkere	TALYA	Hobli	Navane	RF	97	10	753.74				
198	Chitradurga	Holalkere	KASABA	Hobli	Onion	IRR	19	10	16375.71				

**Government of Karnataka**  
**Directorate of Economics and Statistics**  
**Hobli Level Average Yield data for Kharif season 2017-18**

S.N	District	Taluk	Insurance Unit (hobli/ GP)	GP/HOBLI	Crop	IRR_RF	Area_Sown_Ha	No_CCE_Conducted	Average Yield(Kg/Ha)	Name_Of_Higher_Level	No_cce_Conducted_Higher	Higher average Yield(Kg/Ha)	Synthetic Yield
199	Chitradurga	Holalkere	RAMAGIRI	Hobli	Onion	IRR	260	10	13952.00				
200	Chitradurga	Holalkere	RAMAGIRI	Hobli	Onion	RF	1127	10	11412.00				
201	Chitradurga	Holalkere	TALYA	Hobli	Onion	IRR	133	10	14645.00				
202	Chitradurga	Holalkere	TALYA	Hobli	Onion	RF	190			Taluk Level	19	11216.84	
203	Chitradurga	Holalkere	BEEDURGA	Hobli	Pigeon pea (red gram/arhar/tur)	RF	116	10	718.75				
204	Chitradurga	Holalkere	KASABA	Hobli	Pigeon pea (red gram/arhar/tur)	RF	159	10	1417.83				
205	Chitradurga	Holalkere	RAMAGIRI	Hobli	Pigeon pea (red gram/arhar/tur)	RF	99	10	392.43				
206	Chitradurga	Holalkere	TALYA	Hobli	Pigeon pea (red gram/arhar/tur)	RF	135			Taluk Level	39	867.77	
207	Chitradurga	Holalkere	BEEDURGA	Hobli	Sesame (Gingelly/Til)/Sesamu	RF	0			Taluk Level	4	582.18	
208	Chitradurga	Holalkere	KASABA	Hobli	Sesame (Gingelly/Til)/Sesamu	RF	0			Taluk Level	4	582.18	
209	Chitradurga	Holalkere	RAMAGIRI	Hobli	Sesame (Gingelly/Til)/Sesamu	RF	0			Taluk Level	4	582.18	
210	Chitradurga	Holalkere	TALYA	Hobli	Sesame (Gingelly/Til)/Sesamu	RF	11			Taluk Level	4	582.18	
211	Chitradurga	Holalkere	BEEDURGA	Hobli	Sorghum (Jowar/Great Millet)	RF	24	10	1319.03				
212	Chitradurga	Holalkere	KASABA	Hobli	Sorghum (Jowar/Great Millet)	RF	0			Taluk Level	12	1522.36	
213	Chitradurga	Holalkere	RAMAGIRI	Hobli	Sorghum (Jowar/Great Millet)	RF	3			Taluk Level	12	1522.36	
214	Chitradurga	Holalkere	TALYA	Hobli	Sorghum (Jowar/Great Millet)	RF	0			Taluk Level	12	1522.36	

**Government of Karnataka**  
**Directorate of Economics and Statistics**  
**Hobli Level Average Yield data for Kharif season 2017-18**

S.N	District	Taluk	Insurance Unit (hobli/ GP)	GP/HOBLI	Crop	IRR_RF	Area_Sown_Ha	No_CCE_Conducted	Average Yield(Kg/Ha)	Name_Of_Higher_Level	No_cce Conducted_Higher	Higher average Yield(Kg/Ha)	Synthetic Yield
215	Chitradurga	Holalkere	BEEDURGA	Hobli	SUNFLOWER	RF	0			District Level	66	1020.80	
216	Chitradurga	Holalkere	RAMAGIRI	Hobli	Tomato	NS	0			Taluk Level	8	16800.00	
217	Chitradurga	Holalkere	TALYA	Hobli	Tomato	NS	22			Taluk Level	8	16800.00	
218	Chitradurga	Hosadurga	KASABA	Hobli	COTTON	RF	93	10	159.79				
219	Chitradurga	Hosadurga	MADADAKERE	Hobli	COTTON	RF	613	10	307.11				
220	Chitradurga	Hosadurga	KASABA	Hobli	Green Gram (Moong Bean/ Moong)	RF	680	10	29.65				
221	Chitradurga	Hosadurga	MADADAKERE	Hobli	Green Gram (Moong Bean/ Moong)	RF	147	10	3.35				
222	Chitradurga	Hosadurga	MATTODU	Hobli	Green Gram (Moong Bean/ Moong)	RF	1679	10	16.74				
223	Chitradurga	Hosadurga	SHREERAMPURA	Hobli	Green Gram (Moong Bean/ Moong)	RF	2404	10	19.06				
224	Chitradurga	Hosadurga	KASABA	Hobli	GROUNDNUT	RF	526	10	1159.96				
225	Chitradurga	Hosadurga	MADADAKERE	Hobli	GROUNDNUT	RF	523			Taluk Level	39	1205.49	
226	Chitradurga	Hosadurga	MATTODU	Hobli	GROUNDNUT	RF	270	10	1016.35				
227	Chitradurga	Hosadurga	SHREERAMPURA	Hobli	GROUNDNUT	RF	364	10	1042.32				
228	Chitradurga	Hosadurga	KASABA	Hobli	Horse Gram (kulthi/kultha)	RF	26	10	1232.77				
229	Chitradurga	Hosadurga	MADADAKERE	Hobli	Horse Gram (kulthi/kultha)	RF	0			Taluk Level	20	1005.91	
230	Chitradurga	Hosadurga	MATTODU	Hobli	Horse Gram (kulthi/kultha)	RF	0			Taluk Level	20	1005.91	

**Government of Karnataka**  
**Directorate of Economics and Statistics**  
**Hobli Level Average Yield data for Kharif season 2017-18**

S.N	District	Taluk	Insurance Unit (hobli/ GP)	GP/HOBLI	Crop	IRR_RF	Area_Sown_Ha	No_CCE_Conducted	Average Yield(Kg/Ha)	Name_Of_Higher_Level	No_cce_Conducted_Higher	Higher average Yield(Kg/Ha)	Synthetic Yield
231	Chitradurga	Hosadurga	SHREERAMPURA	Hobli	Horse Gram (kulthi/kultha)	RF	121	10	779.05				
232	Chitradurga	Hosadurga	KASABA	Hobli	Maize (Makka)	RF	667	10	2407.22				
233	Chitradurga	Hosadurga	MADADAKERE	Hobli	Maize (Makka)	RF	991	10	3885.52				
234	Chitradurga	Hosadurga	MATTODU	Hobli	Maize (Makka)	RF	0			Taluk Level	20	3146.37	
235	Chitradurga	Hosadurga	KASABA	Hobli	Navane	RF	371	10	280.97				
236	Chitradurga	Hosadurga	MADADAKERE	Hobli	Navane	RF	357	10	466.66				
237	Chitradurga	Hosadurga	MATTODU	Hobli	Navane	RF	74	10	202.64				
238	Chitradurga	Hosadurga	SHREERAMPURA	Hobli	Navane	RF	216	10	301.10				
239	Chitradurga	Hosadurga	KASABA	Hobli	Onion	RF	468			District Level	41	9581.79	
240	Chitradurga	Hosadurga	KASABA	Hobli	PADDY	IRR	1			Taluk Level	2	4724.09	
241	Chitradurga	Hosadurga	SHREERAMPURA	Hobli	PADDY	IRR	1			Taluk Level	2	4724.09	
242	Chitradurga	Hosadurga	KASABA	Hobli	Pigeon pea (red gram/arhar/tur)	RF	75	10	635.56				
243	Chitradurga	Hosadurga	MADADAKERE	Hobli	Pigeon pea (red gram/arhar/tur)	RF	128	10	490.13				
244	Chitradurga	Hosadurga	MATTODU	Hobli	Pigeon pea (red gram/arhar/tur)	RF	59	10	299.40				
245	Chitradurga	Hosadurga	SHREERAMPURA	Hobli	Pigeon pea (red gram/arhar/tur)	RF	218	10	553.95				
246	Chitradurga	Hosadurga	KASABA	Hobli	Red Chillies	RF	1			Taluk Level	1	42.74	

**Government of Karnataka**  
**Directorate of Economics and Statistics**  
**Hobli Level Average Yield data for Kharif season 2017-18**


S.N	District	Taluk	Insurance Unit (hobli/ GP)	GP/HOBLI	Crop	IRR_RF	Area_Sown_Ha	No_CCE_Conducted	Average Yield(Kg/Ha)	Name_Of_Higher_Level	No_cce Conducted_Higher	Higher average Yield(Kg/Ha)	Synthetic Yield
247	Chitradurga	Hosadurga	KASABA	Hobli	Save	RF	3158			Taluk Level	39	411.19	
248	Chitradurga	Hosadurga	MADADAKERE	Hobli	Save	RF	859	10	835.11				
249	Chitradurga	Hosadurga	MATTODU	Hobli	Save	RF	878	10	126.82				
250	Chitradurga	Hosadurga	SHREERAMPURA	Hobli	Save	RF	1469	10	211.81				
251	Chitradurga	Hosadurga	KASABA	Hobli	Sesame (Gingelly/Til)/Sesamu	RF	29			Taluk Level	28	422.87	
252	Chitradurga	Hosadurga	MADADAKERE	Hobli	Sesame (Gingelly/Til)/Sesamu	RF	0			Taluk Level	28	422.87	
253	Chitradurga	Hosadurga	MATTODU	Hobli	Sesame (Gingelly/Til)/Sesamu	RF	21	10	527.75				
254	Chitradurga	Hosadurga	SHREERAMPURA	Hobli	Sesame (Gingelly/Til)/Sesamu	RF	115	10	278.32				
255	Chitradurga	Hosadurga	KASABA	Hobli	Sorghum (Jowar/Great Millet)	RF	31	10	35.46				
256	Chitradurga	Hosadurga	MADADAKERE	Hobli	Sorghum (Jowar/Great Millet)	RF	30	10	456.35				
257	Chitradurga	Hosadurga	MATTODU	Hobli	Sorghum (Jowar/Great Millet)	RF	8	10	85.11				
258	Chitradurga	Hosadurga	SHREERAMPURA	Hobli	Sorghum (Jowar/Great Millet)	RF	18	10	28.91				
259	Chitradurga	Hosadurga	KASABA	Hobli	SUNFLOWER	RF	0			District Level	66	1020.80	
260	Chitradurga	Hosadurga	MADADAKERE	Hobli	SUNFLOWER	RF	0			District Level	66	1020.80	
261	Chitradurga	Molakalmur	DEVASAMUDRA	Hobli	COTTON	IRR	479	10	397.65				
262	Chitradurga	Molakalmur	DEVASAMUDRA	Hobli	COTTON	RF	2831	10	220.92				
263	Chitradurga	Molakalmur	KASABA	Hobli	COTTON	IRR	107	10	441.35				
264	Chitradurga	Molakalmur	DEVASAMUDRA	Hobli	Horse Gram (kulthi/kultha)	RF	39	10	1200.97				

**Government of Karnataka**  
**Directorate of Economics and Statistics**  
**Hobli Level Average Yield data for Kharif season 2017-18**

S.N	District	Taluk	Insurance Unit (hobli/ GP)	GP/HOBLI	Crop	IRR_RF	Area_Sown_Ha	No_CCE_Conducted	Average Yield(Kg/Ha)	Name_Of_Higher_Level	No_cce_Conducted_Higher	Higher average Yield(Kg/Ha)	SyntheticYield
265	Chitradurga	Molakalmur	KASABA	Hobli	Horse Gram (kulthi/kultha)	RF	212	10	908.52				
266	Chitradurga	Molakalmur	DEVASAMUDRA	Hobli	Maize (Makka)	IRR	118	10	7401.00				
267	Chitradurga	Molakalmur	DEVASAMUDRA	Hobli	Maize (Makka)	RF	161			Taluk Level	8	2736.43	
268	Chitradurga	Molakalmur	KASABA	Hobli	Maize (Makka)	IRR	156			Taluk Level	18	6770.80	
269	Chitradurga	Molakalmur	DEVASAMUDRA	Hobli	Navane	RF	183	10	670.74				
270	Chitradurga	Molakalmur	KASABA	Hobli	Navane	RF	731			Taluk Level	19	613.06	
271	Chitradurga	Molakalmur	DEVASAMUDRA	Hobli	Onion	IRR	25			Taluk Level	18	15335.56	
272	Chitradurga	Molakalmur	KASABA	Hobli	Onion	IRR	244	10	14304.00				
273	Chitradurga	Molakalmur	DEVASAMUDRA	Hobli	PADDY	IRR	4			Taluk Level	13	3482.80	
274	Chitradurga	Molakalmur	KASABA	Hobli	PADDY	IRR	4			Taluk Level	13	3482.80	
275	Chitradurga	Molakalmur	DEVASAMUDRA	Hobli	Pearl Millet (Bajra/Bulrush Millet/Spiked Millet)	RF	1102	10	1097.50				
276	Chitradurga	Molakalmur	KASABA	Hobli	Pearl Millet (Bajra/Bulrush Millet/Spiked Millet)	RF	1096			Taluk Level	19	1119.21	
277	Chitradurga	Molakalmur	DEVASAMUDRA	Hobli	Pigeon pea (red gram/arhar/tur)	RF	80	10	1134.07				
278	Chitradurga	Molakalmur	KASABA	Hobli	Pigeon pea (red gram/arhar/tur)	RF	187	10	655.04				
279	Chitradurga	Molakalmur	DEVASAMUDRA	Hobli	RAGI	IRR	32	10	2814.64				
280	Chitradurga	Molakalmur	KASABA	Hobli	RAGI	IRR	196	10	2962.00				

**Government of Karnataka**  
**Directorate of Economics and Statistics**  
**Hobli Level Average Yield data for Kharif season 2017-18**

S.N	District	Taluk	Insurance Unit (hobli/ GP)	GP/HOBLI	Crop	IRR_RF	Area_Sown_Ha	No_CCE_Conducted	Average Yield(Kg/Ha)	Name_Of_Higher_Level	No_cce_Conducted_Higher	Higher average Yield(Kg/Ha)	Synthetic Yield
281	Chitradurga	Molakalmur	DEVASAMUDRA	Hobli	Sorghum (Jowar/Great Millet)	IRR	264	10	4255.02				
282	Chitradurga	Molakalmur	DEVASAMUDRA	Hobli	Sorghum (Jowar/Great Millet)	RF	796	10	1169.89				
283	Chitradurga	Molakalmur	KASABA	Hobli	Sorghum (Jowar/Great Millet)	IRR	34			Taluk Level	18	4112.33	
284	Chitradurga	Molakalmur	KASABA	Hobli	Sorghum (Jowar/Great Millet)	RF	344	10	518.18				
285	Chitradurga	Molakalmur	DEVASAMUDRA	Hobli	SUNFLOWER	IRR	13			Taluk Level	8	2729.87	
286	Chitradurga	Molakalmur	DEVASAMUDRA	Hobli	SUNFLOWER	RF	200	10	1287.56				
287	Chitradurga	Molakalmur	KASABA	Hobli	SUNFLOWER	RF	14			Taluk Level	12	1307.49	
288	Chitradurga	Molakalmur	DEVASAMUDRA	Hobli	Tomato	NS	25	10	11922.00				

  
Joint Director  
Crop insurance scheme Division  
Directorate of Economics and Statistics





**Government of Karnataka  
Directorate of Economics and Statistics**

**Hobli Level Average Yield data for Kharif season 2017-18**

S.N	District	Taluk	Insurance Unit (hobli/ GP)	GP/HOBLI	Crop	IRR_RF	Area_Sown_Ha	No_CCE_Conducted	Average Yield(Kg/Ha)	Name_Of_Higher_Level	No_cce Conducted_Higher	Higher average Yield(Kg/Ha)	Synthetic Yield
1	Davangere	Channagiri	KASABA	Hobli	Avare/Field bean	RF	0			State Level	985	1214.48	
2	Davangere	Channagiri	KASABA	Hobli	COTTON	RF	168	10	412.66				
3	Davangere	Channagiri	SANTEBENNURU-1	Hobli	COTTON	RF	52	10	290.23				
4	Davangere	Channagiri	SANTEBENNURU-2	Hobli	COTTON	RF	262	10	307.25				
5	Davangere	Channagiri	KASABA	Hobli	GROUNDNUT	RF	261	10	1444.80				
6	Davangere	Channagiri	UBRANI	Hobli	GROUNDNUT	RF	184	10	2350.67				
7	Davangere	Channagiri	KASABA	Hobli	Onion	RF	16	10	11748.40				
8	Davangere	Channagiri	SANTEBENNURU-2	Hobli	Onion	RF	166	10	11084.00				
9	Davangere	Channagiri	UBRANI	Hobli	Onion	RF	113	10	10402.00				
10	Davangere	Channagiri	BASAVAPATTANA-1	Hobli	PADDY	IRR	101	10	5456.28				
11	Davangere	Channagiri	BASAVAPATTANA-2	Hobli	PADDY	IRR	220	10	6651.51				
12	Davangere	Channagiri	KASABA	Hobli	PADDY	IRR	0			Taluk Level	40	5631.20	
13	Davangere	Channagiri	SANTEBENNURU-1	Hobli	PADDY	IRR	310	10	5578.53				
14	Davangere	Channagiri	SANTEBENNURU-1	Hobli	PADDY	RF	0			State Level	4/53	3656.86	
15	Davangere	Channagiri	SANTEBENNURU-2	Hobli	PADDY	IRR	108	10	4838.50				
16	Davangere	Channagiri	UBRANI	Hobli	PADDY	RF	0			State Level	4753	3656.86	
17	Davangere	Channagiri	BASAVAPATTANA-1	Hobli	RAGI	RF	148			Taluk Level	41	2272.32	
18	Davangere	Channagiri	KASABA	Hobli	RAGI	RF	848			Taluk Level	41	2272.32	

**Government of Karnataka  
Directorate of Economics and Statistics**

**Hobli Level Average Yield data for Kharif season 2017-18**

S.N	District	Taluk	Insurance Unit (hobli/ GP)	GP/HOBLI	Crop	IRR_RF	Area_Sown_Ha	No_CCE_Conducted	Average Yield(Kg/Ha)	Name_Of_Higher_Level	No_cce_Conducted_Higher	Higher average Yield(Kg/Ha)	Synthetic Yield
19	Davangere	Channagiri	SANTEBENNURU-1	Hobli	RAGI	RF	569	10	1692.18				
20	Davangere	Channagiri	SANTEBENNURU-2	Hobli	RAGI	RF	459	10	2126.61				
21	Davangere	Channagiri	UBRANI	Hobli	RAGI	RF	983			Taluk Level	41	2272.32	
22	Davangere	Channagiri	SANTEBENNURU-1	Hobli	Sesame (Gingelly/Til)/Sesamu	RF	0			State Level	1370	945.65	
23	Davangere	Channagiri	UBRANI	Hobli	Sesame (Gingelly/Til)/Sesamu	RF	1			State Level	1370	945.65	
24	Davangere	Channagiri	BASAVAPATTANA-1	Hobli	Sorghum (Jowar/Great Millet)	RF	118			Taluk Level	24	2004.17	
25	Davangere	Channagiri	BASAVAPATTANA-2	Hobli	Sorghum (Jowar/Great Millet)	RF	78			Taluk Level	24	2004.17	
26	Davangere	Channagiri	KASABA	Hobli	Sorghum (Jowar/Great Millet)	RF	27			Taluk Level	24	2004.17	
27	Davangere	Channagiri	SANTEBENNURU-1	Hobli	Sorghum (Jowar/Great Millet)	RF	0			Taluk Level	24	2004.17	
28	Davangere	Channagiri	SANTEBENNURU-2	Hobli	Sorghum (Jowar/Great Millet)	RF	14			Taluk Level	24	2004.17	
29	Davangere	Channagiri	UBRANI	Hobli	Sorghum (Jowar/Great Millet)	RF	12	10	1493.64				
30	Davangere	Davanagere	ANAGODU	Hobli	COTTON	RF	18			Taluk Level	4	391.31	
31	Davangere	Davanagere	ANAGODU	Hobli	Maize (Makka)	IRR	2211	10	5323.29				
32	Davangere	Davanagere	KASABA	Hobli	Maize (Makka)	IRR	1804	10	6222.46				
33	Davangere	Davanagere	MAYAKONDA	Hobli	Maize (Makka)	IRR	788	10	6276.69				
34	Davangere	Davanagere	ANAGODU	Hobli	PADDY	IRR	317	10	6096.12				
35	Davangere	Davanagere	KASABA	Hobli	PADDY	IRR	2266	10	5419.64				
36	Davangere	Davanagere	MAYAKONDA	Hobli	PADDY	IRR	907	10	8272.16				

5:

**Government of Karnataka**  
**Directorate of Economics and Statistics**  
**Hobli Level Average Yield data for Kharif season 2017-18**

S.N	District	Taluk	Insurance Unit (hobli/ GP)	GP/HOBLI	Crop	IRR_RF	Area_Sown_Ha	No_CCE_Conducted	Average Yield(Kg/Ha)	Name_Of_Higher_Level	No_cce_Conducted_Higher	Higher average Yield(Kg/Ha)	Synthetic Yield
37	Davangere	Davanagere	ANAGODU	Hobli	Pigeon pea (red gram/arhar/tur)	RF	1190	10	1628.64				
38	Davangere	Davanagere	MAYAKONDA	Hobli	Pigeon pea (red gram/arhar/tur)	RF	218	10	1457.33				
39	Davangere	Davanagere	ANAGODU	Hobli	RAGI	RF	1600	10	2435.36				
40	Davangere	Davanagere	KASABA	Hobli	RAGI	IRR	665	10	3060.67				
41	Davangere	Davanagere	KASABA	Hobli	RAGI	RF	1300	10	2533.03				
42	Davangere	Davanagere	MAYAKONDA	Hobli	RAGI	RF	880	10	2658.01				
43	Davangere	Davanagere	ANAGODU	Hobli	Sorghum (Jowar/Great Millet)	IRR	80	10	2841.38				
44	Davangere	Davanagere	ANAGODU	Hobli	Sorghum (Jowar/Great Millet)	RF	308			Taluk Level	25	2237.34	
45	Davangere	Davanagere	KASABA	Hobli	Sorghum (Jowar/Great Millet)	RF	15	10	2388.40				
46	Davangere	Davanagere	MAYAKONDA	Hobli	Sorghum (Jowar/Great Millet)	RF	25			Taluk Level	25	2237.34	
47	Davangere	Davanagere	MAYAKONDA(H)	Hobli	Sugarcane(Irrigated)	IRR			101000.00				
48	Davangere	Davanagere	ANAGODU	Hobli	Tomato	NS	320	10	39679.41				
49	Davangere	Davanagere	MAYAKONDA	Hobli	Tomato	NS	142			Taluk Level	19	36300.74	
50	Davangere	Harapanahalli	ARASIKERI	Hobli	COTTON	IRR	131			Taluk Level	17	159.21	
51	Davangere	Harapanahalli	ARASIKERI	Hobli	COTTON	RF	141	10	86.87				
52	Davangere	Harapanahalli	CHIGATERI	Hobli	COTTON	IRR	0			Taluk Level	17	159.21	
53	Davangere	Harapanahalli	CHIGATERI	Hobli	COTTON	RF	348	10	145.45				

**Government of Karnataka  
Directorate of Economics and Statistics**

**Hobli Level Average Yield data for Kharif season 2017-18**

S.N	District	Taluk	Insurance Unit (hobli/ GP)	GP/HOBLI	Crop	IRR_RF	Area_Sown_Ha	No_CCE_Conducted	Average Yield(Kg/Ha)	Name_Of_Higher_Level	No_cce Conducted_Higher	Higher average Yield(Kg/Ha)	Synthetic Yield
54	Davangere	Harapanahalli	KASABA	Hobli	COTTON	RF	0			Taluk Level	20	116.16	
55	Davangere	Harapanahalli	TELAGI	Hobli	COTTON	IRR	129	10	211.70				
56	Davangere	Harapanahalli	TELAGI	Hobli	COTTON	RF	0			Taluk Level	20	116.16	
57	Davangere	Harapanahalli	CHIGATERI	Hobli	Green Gram (Moong Bean/ Moong)	RF	55	10	273.65				
58	Davangere	Harapanahalli	KASABA	Hobli	Green Gram (Moong Bean/ Moong)	RF	106			Taluk Level	18	262.13	
59	Davangere	Harapanahalli	ARASIKERI	Hobli	GROUNDNUT	RF	181	10	1494.68				
60	Davangere	Harapanahalli	CHIGATERI	Hobli	GROUNDNUT	IRR	77	10	1664.89				
61	Davangere	Harapanahalli	CHIGATERI	Hobli	GROUNDNUT	RF	784	10	1635.72				
62	Davangere	Harapanahalli	KASABA	Hobli	GROUNDNUT	IRR	33	10	2400.88				
63	Davangere	Harapanahalli	KASABA	Hobli	GROUNDNUT	RF	374	10	1386.32				
64	Davangere	Harapanahalli	TELAGI	Hobli	GROUNDNUT	RF	117	10	1255.89				
65	Davangere	Harapanahalli	KASABA	Hobli	Horse Gram (kulthi/kultha)	RF	0			District Level	10	762.76	
66	Davangere	Harapanahalli	TELAGI	Hobli	Horse Gram (kulthi/kultha)	RF	0			District Level	10	762.76	
67	Davangere	Harapanahalli	CHIGATERI	Hobli	Navane	RF	90	10	599.57				
68	Davangere	Harapanahalli	CHIGATERI	Hobli	Onion	IRR	1049	10	11440.00				
69	Davangere	Harapanahalli	CHIGATERI	Hobli	Onion	RF	745	10	6000.00				
70	Davangere	Harapanahalli	KASABA	Hobli	Onion	IRR	178	10	18000.00				





**Government of Karnataka  
Directorate of Economics and Statistics**

**Hobli Level Average Yield data for Kharif season 2017-18**

S.N	District	Taluk	Insurance Unit (hobli/ GP)	GP/HOBLI	Crop	IRR_RF	Area_Sown_Ha	No_CCE_Conducted	Average Yield(Kg/Ha)	Name_Of_Higher_Level	No_cce Conducted_Higher	Higher average Yield(Kg/Ha)	Synthetic Yield
71	Davangere	Harapanahalli	ARASIKERI	Hobli	PADDY	IRR	361	10	7039.49				
72	Davangere	Harapanahalli	TELAGI	Hobli	PADDY	IRR	1901	10	6198.00				
73	Davangere	Harapanahalli	KASABA	Hobli	Pearl Millet (Bajra/Bulrush Millet/Spiked Millet)	RF	533	10	1525.75				
74	Davangere	Harapanahalli	ARASIKERI	Hobli	Pigeon pea (red gram/arhar/tur)	RF	451	10	1064.44				
75	Davangere	Harapanahalli	CHIGATERI	Hobli	Pigeon pea (red gram/arhar/tur)	IRR	0			State Level	716	1195.65	
76	Davangere	Harapanahalli	CHIGATERI	Hobli	Pigeon pea (red gram/arhar/tur)	RF	558	10	1283.20				
77	Davangere	Harapanahalli	KASABA	Hobli	Pigeon pea (red gram/arhar/tur)	RF	579	10	232.36				
78	Davangere	Harapanahalli	TELAGI	Hobli	Pigeon pea (red gram/arhar/tur)	RF	514	10	1419.17				
79	Davangere	Harapanahalli	ARASIKERI	Hobli	RAGI	IRR	418	10	2361.68				
80	Davangere	Harapanahalli	ARASIKERI	Hobli	RAGI	RF	1520	10	2015.78				
81	Davangere	Harapanahalli	CHIGATERI	Hobli	RAGI	RF	485	10	1652.60				
82	Davangere	Harapanahalli	KASABA	Hobli	RAGI	RF	908	10	2016.76				
83	Davangere	Harapanahalli	TELAGI	Hobli	RAGI	RF	1215	10	1799.06				
84	Davangere	Harapanahalli	KASABA	Hobli	Sesame (Gingelly/Til)/Sesamu	RF	0			State Level	1370	945.65	
85	Davangere	Harapanahalli	ARASIKERI	Hobli	Sorghum (Jowar/Great Millet)	IRR	117	10	3196.27				

8

**Government of Karnataka  
Directorate of Economics and Statistics**

**Hobli Level Average Yield data for Kharif season 2017-18**

S.N	District	Taluk	Insurance Unit (hobli/ GP)	GP/HOBLI	Crop	IRR_RF	Area_Sown_Ha	No_CCE_Conducted	Average Yield(Kg/Ha)	Name_Of_Higher_Level	No_cce_Conducted_Higher	Higher average Yield(Kg/Ha)	Synthetic Yield
86	Davangere	Harapanahalli	ARASIKERI	Hobli	Sorghum (Jowar/Great Millet)	RF	311	10	1675.99				
87	Davangere	Harapanahalli	CHIGATERI	Hobli	Sorghum (Jowar/Great Millet)	IRR	137	10	3462.75				
88	Davangere	Harapanahalli	CHIGATERI	Hobli	Sorghum (Jowar/Great Millet)	RF	403	10	1896.52				
89	Davangere	Harapanahalli	KASABA	Hobli	Sorghum (Jowar/Great Millet)	IRR	168	10	2446.42				
90	Davangere	Harapanahalli	KASABA	Hobli	Sorghum (Jowar/Great Millet)	RF	1205	10	1592.57				
91	Davangere	Harapanahalli	TELAGI	Hobli	Sorghum (Jowar/Great Millet)	IRR	389	10	2120.36				
92	Davangere	Harapanahalli	TELAGI	Hobli	Sorghum (Jowar/Great Millet)	RF	436	10	1434.22				
93	Davangere	Harapanahalli	TELAGI(H)	Hobli	Sugarcane(Irrigated)	IRR			137072.00				
94	Davangere	Harapanahalli	ARASIKERI	Hobli	SUNFLOWER	RF	240	10	782.74				
95	Davangere	Harapanahalli	CHIGATERI	Hobli	SUNFLOWER	IRR	8			Taluk Level	2	898.08	
96	Davangere	Harapanahalli	CHIGATERI	Hobli	SUNFLOWER	RF	447	10	1012.57				
97	Davangere	Harapanahalli	KASABA	Hobli	SUNFLOWER	RF	238	10	1158.57				
98	Davangere	Harapanahalli	KASABA	Hobli	Tomato	NS	502	10	6044.00				
99	Davangere	Harihar	MALEBENNURU	Hobli	COTTON	RF	0			District Level	84	254.53	
100	Davangere	Harihar	KASABA	Hobli	Maize (Makka)	IRR	725	10	4439.99				
101	Davangere	Harihar	MALEBENNURU	Hobli	Maize (Makka)	IRR	860	10	5000.50				
102	Davangere	Harihar	KASABA	Hobli	Sorghum (Jowar/Great Millet)	IRR	2			Taluk Level	2	1304.25	
103	Davangere	Harihar	KASABA	Hobli	Sorghum (Jowar/Great Millet)	RF	9			Taluk Level	16	1010.97	

**Government of Karnataka**  
**Directorate of Economics and Statistics**  
**Hobli Level Average Yield data for Kharif season 2017-18**

S.N	District	Taluk	Insurance Unit (hobli/ GP)	GP/HOBLI	Crop	IRR_RF	Area_Sown_Ha	No_CCE_Conducted	Average Yield(Kg/Ha)	Name_Of_Higher_Level	No_cce_Conducted_Higher	Higher average Yield(Kg/Ha)	Synthetic Yield
104	Davangere	Harihar	MALEBENNURU	Hobli	Sorghum (Jowar/Great Millet)	IRR	1			Taluk Level	2	1304.25	
105	Davangere	Harihar	MALEBENNURU	Hobli	Sorghum (Jowar/Great Millet)	RF	101	10	808.78				
106	Davangere	Harihar	KASABA(H)	Hobli	Sugarcane(Irrigated)	IRR			104200.00				
107	Davangere	Honnali	BELAGUTTI	Hobli	GROUNDNUT	RF	1024	10	2167.20				
108	Davangere	Honnali	GOVINAKOVI-1	Hobli	GROUNDNUT	RF	490	10	1921.24				
109	Davangere	Honnali	GOVINAKOVI-2	Hobli	GROUNDNUT	RF	38	10	933.06				
110	Davangere	Honnali	KASABA	Hobli	GROUNDNUT	RF	968	10	1281.40				
111	Davangere	Honnali	BELAGUTTI	Hobli	Maize (Makka)	IRR	1068	10	4993.03				
112	Davangere	Honnali	GOVINAKOVI-1	Hobli	Maize (Makka)	IRR	119	10	3735.11				
113	Davangere	Honnali	GOVINAKOVI-2	Hobli	Maize (Makka)	IRR	30	10	3592.62				
114	Davangere	Honnali	KASABA	Hobli	Maize (Makka)	IRR	497	10	4411.90				
115	Davangere	Honnali	SASVEHALLI-1	Hobli	Maize (Makka)	IRR	600	10	4254.15				
116	Davangere	Honnali	SASVEHALLI-2	Hobli	Maize (Makka)	IRR	84	10	4319.70				
117	Davangere	Honnali	BELAGUTTI	Hobli	Onion	RF	143	10	27632.67				
118	Davangere	Honnali	KASABA	Hobli	Onion	RF	408	10	8988.56				
119	Davangere	Honnali	BELAGUTTI	Hobli	PADDY	IRR	10			Taluk Level	56	4665.93	
120	Davangere	Honnali	GOVINAKOVI-1	Hobli	PADDY	IRR	1758	10	4709.30				
121	Davangere	Honnali	GOVINAKOVI-2	Hobli	PADDY	IRR	1131	10	4316.66				



**Government of Karnataka  
Directorate of Economics and Statistics**

**Hobli Level Average Yield data for Kharif season 2017-18**

S.N	District	Taluk	Insurance Unit (hobli/ GP)	GP/HOBLI	Crop	IRR_RF	Area_Sown_Ha	No_CCE_Conducted	Average Yield(Kg/Ha)	Name_Of_Higher_Level	No_cce_Conducted_Higher	Higher average Yield(Kg/Ha)	Synthetic Yield
122	Davangere	Honnali	KASABA	Hobli	PADDY	IRR	1500	10	4859.38				
123	Davangere	Honnali	SASVEHALLI-1	Hobli	PADDY	IRR	198	10	4017.53				
124	Davangere	Honnali	SASVEHALLI-2	Hobli	PADDY	IRR	100	10	4867.70				
125	Davangere	Honnali	BELAGUTTI	Hobli	Pigeon pea (red gram/arhar/tur)	RF	165	10	1510.33				
126	Davangere	Honnali	KASABA	Hobli	Pigeon pea (red gram/arhar/tur)	RF	275	10	1493.44				
127	Davangere	Honnali	BELAGUTTI	Hobli	RAGI	RF	92	10	1463.59				
128	Davangere	Honnali	GOVINAKOVI-1	Hobli	RAGI	RF	44	10	1514.06				
129	Davangere	Honnali	GOVINAKOVI-2	Hobli	RAGI	RF	2			Taluk Level	42	1352.66	
130	Davangere	Honnali	KASABA	Hobli	RAGI	RF	152	10	1515.05				
131	Davangere	Honnali	SASVEHALLI-1	Hobli	RAGI	RF	356	10	871.82				
132	Davangere	Honnali	BELAGUTTI	Hobli	Sorghum (Jowar/Great Millet)	RF	2			Taluk Level	32	1602.41	
133	Davangere	Honnali	GOVINAKOVI-1	Hobli	Sorghum (Jowar/Great Millet)	RF	4			Taluk Level	32	1602.41	
134	Davangere	Honnali	GOVINAKOVI-2	Hobli	Sorghum (Jowar/Great Millet)	RF	16			Taluk Level	32	1602.41	
135	Davangere	Honnali	KASABA	Hobli	Sorghum (Jowar/Great Millet)	RF	110			Taluk Level	32	1602.41	
136	Davangere	Honnali	SASVEHALLI-1	Hobli	Sorghum (Jowar/Great Millet)	RF	109	10	1787.32				
137	Davangere	Honnali	BELAGUTTI	Hobli	SUNFLOWER	RF	0			Taluk Level	2	885.34	
138	Davangere	Honnali	GOVINAKOVI-1	Hobli	SUNFLOWER	RF	0			Taluk Level	2	885.34	

**Government of Karnataka**  
**Directorate of Economics and Statistics**  
**Hobli Level Average Yield data for Kharif season 2017-18**

S.N	District	Taluk	Insurance Unit (hobli/ GP)	GP/HOBLI	Crop	IRR_RF	Area_Sown_Ha	No_CCE_Conducted	Average Yield(Kg/Ha)	Name_Of_Higher_Level	No_cce Conducted_Higher	Higher average Yield(Kg/Ha)	Synthetic Yield
139	Davangere	Honnali	GOVINAKOVI-2	Hobli	SUNFLOWER	RF	4			Taluk Level	2	885.34	
140	Davangere	Honnali	KASABA	Hobli	SUNFLOWER	RF	0			Taluk Level	2	885.34	
141	Davangere	Honnali	BELAGUTTI	Hobli	Tomato	NS	319	10	33094.80				
142	Davangere	Jagalur	BILICHODU	Hobli	COTTON	IRR	108	10	318.40				
143	Davangere	Jagalur	BILICHODU	Hobli	COTTON	RF	237	10	261.58				
144	Davangere	Jagalur	KASABA	Hobli	COTTON	IRR	280	10	370.73				
145	Davangere	Jagalur	KASABA	Hobli	COTTON	RF	650	10	269.08				
146	Davangere	Jagalur	SOKKE	Hobli	COTTON	IRR	435	10	231.92				
147	Davangere	Jagalur	SOKKE	Hobli	COTTON	RF	518	10	208.40				
148	Davangere	Jagalur	KASABA	Hobli	Green Gram (Moong Bean/ Moong)	RF	0			District Level	18	262.13	
149	Davangere	Jagalur	BILICHODU	Hobli	GROUNDNUT	RF	883	10	1685.17				
150	Davangere	Jagalur	KASABA	Hobli	GROUNDNUT	IRR	64	10	1330.45				
151	Davangere	Jagalur	KASABA	Hobli	GROUNDNUT	RF	7299	10	1113.36				
152	Davangere	Jagalur	SOKKE	Hobli	GROUNDNUT	IRR	159	10	1681.79				
153	Davangere	Jagalur	SOKKE	Hobli	GROUNDNUT	RF	1554	10	1409.20				
154	Davangere	Jagalur	KASABA	Hobli	Horse Gram (kulthi/kultha)	RF	451	10	762.76				
155	Davangere	Jagalur	BILICHODU	Hobli	Maize (Makka)	IRR	1642	10	3497.46				

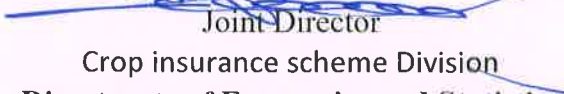
**Government of Karnataka  
Directorate of Economics and Statistics**

**Hobli Level Average Yield data for Kharif season 2017-18**

S.N	District	Taluk	Insurance Unit (hobli/ GP)	GP/HOBLI	Crop	IRR_RF	Area_Sown_Ha	No_CCE_Conducted	Average Yield(Kg/Ha)	Name_Of_Higher_Level	No_cce_Conducted_Higher	Higher average Yield(Kg/Ha)	Synthetic Yield
156	Davangere	Jagalur	KASABA	Hobli	Maize (Makka)	IRR	1278	10	4687.71				
157	Davangere	Jagalur	SOKKE	Hobli	Maize (Makka)	IRR	1039	10	5028.77				
158	Davangere	Jagalur	KASABA	Hobli	Navane	RF	318			Taluk Level	19	357.71	
159	Davangere	Jagalur	SOKKE	Hobli	Navane	RF	100	10	357.80				
160	Davangere	Jagalur	BILICHODU	Hobli	Onion	IRR	226	10	13922.00				
161	Davangere	Jagalur	KASABA	Hobli	Onion	IRR	1231	10	12853.08				
162	Davangere	Jagalur	KASABA	Hobli	Onion	RF	629	10	5724.00				
163	Davangere	Jagalur	SOKKE	Hobli	Onion	IRR	561	10	16250.00				
164	Davangere	Jagalur	SOKKE	Hobli	Onion	RF	229	10	9684.00				
165	Davangere	Jagalur	KASABA	Hobli	Pearl Millet (Bajra/Bulrush Millet/Spiked Millet)	RF	473	10	1436.24				
166	Davangere	Jagalur	SOKKE	Hobli	Pearl Millet (Bajra/Bulrush Millet/Spiked Millet)	RF	318	10	1743.20				
167	Davangere	Jagalur	BILICHODU	Hobli	Pigeon pea (red gram/arhar/tur)	RF	322	10	344.19				
168	Davangere	Jagalur	KASABA	Hobli	Pigeon pea (red gram/arhar/tur)	RF	972	10	612.58				
169	Davangere	Jagalur	SOKKE	Hobli	Pigeon pea (red gram/arhar/tur)	RF	361	10	951.54				
170	Davangere	Jagalur	BILICHODU	Hobli	RAGI	RF	1280	10	2070.31				

**Government of Karnataka**  
**Directorate of Economics and Statistics**  
**Hobli Level Average Yield data for Kharif season 2017-18**

S.N	District	Taluk	Insurance Unit (hobli/ GP)	GP/HOBLI	Crop	IRR_RF	Area_Sown_Ha	No_CCE_Conducted	Average Yield(Kg/Ha)	Name_Of_Higher_Level	No_cce_Conducted_Higher	Higher average Yield(Kg/Ha)	Synthetic Yield
171	Davangere	Jagalur	KASABA	Hobli	RAGI	IRR	5			Taluk Level	4	1715.88	
172	Davangere	Jagalur	KASABA	Hobli	RAGI	RF	2150	10	1669.42				
173	Davangere	Jagalur	SOKKE	Hobli	RAGI	RF	1150	10	1635.67				
174	Davangere	Jagalur	SOKKE	Hobli	Sesame (Gingelly/Til)/Sesamu	RF	1			State Level	1370	945.65	
175	Davangere	Jagalur	BILICHODU	Hobli	Sorghum (Jowar/Great Millet)	IRR	59	10	3010.43				
176	Davangere	Jagalur	BILICHODU	Hobli	Sorghum (Jowar/Great Millet)	RF	140	10	1080.49				
177	Davangere	Jagalur	KASABA	Hobli	Sorghum (Jowar/Great Millet)	IRR	83			Taluk Level	28	2375.48	
178	Davangere	Jagalur	KASABA	Hobli	Sorghum (Jowar/Great Millet)	RF	255			Taluk Level	29	1373.03	
179	Davangere	Jagalur	SOKKE	Hobli	Sorghum (Jowar/Great Millet)	IRR	163	10	2641.46				
180	Davangere	Jagalur	SOKKE	Hobli	Sorghum (Jowar/Great Millet)	RF	423	10	1873.57				
181	Davangere	Jagalur	KASABA	Hobli	SUNFLOWER	IRR	0			District Level	2	898.08	
182	Davangere	Jagalur	KASABA	Hobli	SUNFLOWER	RF	293	10	641.61				
183	Davangere	Jagalur	SOKKE	Hobli	SUNFLOWER	RF	130	10	844.89				
184	Davangere	Jagalur	BILICHODU	Hobli	Tomato	NS	280	10	7872.00				

  
Joint Director  
Crop insurance scheme Division  
Directorate of Economics and Statistics





**Government of Karnataka**  
**Directorate of Economics and Statistics**  
**Hobli Level Average Yield data for Kharif season 2017-18**

S.N	District	Taluk	Insurance Unit (hobli/ GP)	GP/HOBLI	Crop	IRR_RF	Area_Sown_Ha	No_CCE_Conducted	Average Yield(Kg/Ha)	Name_Of_Higher_Level	No_cce_Conducted_Higher	Higher average Yield(Kg/Ha)	Synthetic Yield
1	Dharwad	Dharwad	AMMINABAVI	Hobli	Black Gram (urd bean)	RF	516			Taluk Level	21	143.56	
2	Dharwad	Dharwad	DHARAVADA	Hobli	Black Gram (urd bean)	RF	32			Taluk Level	21	143.56	
3	Dharwad	Dharwad	GARAGA	Hobli	Black Gram (urd bean)	RF	25			Taluk Level	21	143.56	
4	Dharwad	Dharwad	ALNAVARA	Hobli	COTTON	RF	245			Taluk Level	39	331.48	
5	Dharwad	Dharwad	AMMINABAVI	Hobli	COTTON	IRR	395	10	278.22				
6	Dharwad	Dharwad	AMMINABAVI	Hobli	COTTON	RF	4054	10	137.11				
7	Dharwad	Dharwad	DHARAVADA	Hobli	COTTON	RF	110	10	329.60				
8	Dharwad	Dharwad	GARAGA	Hobli	COTTON	RF	1603	10	345.88				
9	Dharwad	Dharwad	AMMINABAVI	Hobli	Green Gram (Moong Bean/ Moong)	RF	4253	10	69.82				
10	Dharwad	Dharwad	DHARAVADA	Hobli	Green Gram (Moong Bean/ Moong)	RF	23			Taluk Level	28	218.06	
11	Dharwad	Dharwad	GARAGA	Hobli	Green Gram (Moong Bean/ Moong)	RF	280	10	199.62				
12	Dharwad	Dharwad	AMMINABAVI	Hobli	GROUNDNUT	IRR	254	10	1195.20				
13	Dharwad	Dharwad	AMMINABAVI	Hobli	GROUNDNUT	RF	1197	10	626.51				
14	Dharwad	Dharwad	DHARAVADA	Hobli	GROUNDNUT	RF	638	10	1271.94				
15	Dharwad	Dharwad	GARAGA	Hobli	GROUNDNUT	RF	794	10	1252.06				
16	Dharwad	Dharwad	ALNAVARA	Hobli	Maize (Makka)	IRR	0			Taluk Level	30	4067.00	

**Government of Karnataka**  
**Directorate of Economics and Statistics**  
**Hobli Level Average Yield data for Kharif season 2017-18**

S.N	District	Taluk	Insurance Unit (hobli/ GP)	GP/HOBLI	Crop	IRR_RF	Area_Sown_Ha	No_CCE_Conducted	Average Yield(Kg/Ha)	Name_Of_Higher_Level	No_cce_Conducted_Higher	Higher average Yield(Kg/Ha)	SyntheticYield
17	Dharwad	Dharwad	ALNAVARA	Hobli	Maize (Makka)	RF	3005	10	6433.23				
18	Dharwad	Dharwad	AMMINABAVI	Hobli	Maize (Makka)	IRR	221	10	2902.59				
19	Dharwad	Dharwad	AMMINABAVI	Hobli	Maize (Makka)	RF	102	10	1794.93				
20	Dharwad	Dharwad	DHARAVADA	Hobli	Maize (Makka)	IRR	57	10	4319.63				
21	Dharwad	Dharwad	DHARAVADA	Hobli	Maize (Makka)	RF	1001	10	3123.88				
22	Dharwad	Dharwad	GARAGA	Hobli	Maize (Makka)	IRR	184	10	4978.79				
23	Dharwad	Dharwad	GARAGA	Hobli	Maize (Makka)	RF	2409	10	3085.56				
24	Dharwad	Dharwad	AMMINABAVI	Hobli	Onion	IRR	373	10	5869.33				
25	Dharwad	Dharwad	AMMINABAVI	Hobli	Onion	RF	3577	10	2166.57				
26	Dharwad	Dharwad	ALNAVARA	Hobli	PADDY	IRR	175	10	1754.32				
27	Dharwad	Dharwad	DHARAVADA	Hobli	PADDY	IRR	251	10	1255.01				
28	Dharwad	Dharwad	GARAGA	Hobli	PADDY	IRR	8			Taluk Level	26	1294.75	
29	Dharwad	Dharwad	ALNAVARA	Hobli	Pigeon pea (red gram/arhar/tur)	RF	36			Taluk Level	26	538.53	
30	Dharwad	Dharwad	AMMINABAVI	Hobli	Pigeon pea (red gram/arhar/tur)	RF	235	10	254.21				
31	Dharwad	Dharwad	GARAGA	Hobli	Pigeon pea (red gram/arhar/tur)	RF	149	10	462.03				
32	Dharwad	Dharwad	DHARAVADA	Hobli	Potato	RF	12	10	3240.00				



**Government of Karnataka**  
**Directorate of Economics and Statistics**  
**Hobli Level Average Yield data for Kharif season 2017-18**

S.N	District	Taluk	Insurance Unit (hobli/ GP)	GP/HOBLI	Crop	IRR_RF	Area_Sown_Ha	No_CCE_Conducted	Average Yield(Kg/Ha)	Name_Of_Higher_Level	No_cce_Conducted_Higher	Higher average Yield(Kg/Ha)	Synthetic Yield
33	Dharwad	Dharwad	GARAGA	Hobli	Potato	IRR	160	10	6348.00				
34	Dharwad	Dharwad	GARAGA	Hobli	Potato	RF	805			Taluk Level	17	3077.65	
35	Dharwad	Dharwad	DHARAVADA	Hobli	Save	RF	7					1057.00	Y
36	Dharwad	Dharwad	GARAGA	Hobli	Save	RF	10					862.00	Y
37	Dharwad	Dharwad	ALNAVARA	Hobli	Sorghum (Jowar/Great Millet)	RF	1			Taluk Level	26	388.28	
38	Dharwad	Dharwad	AMMINABAVI	Hobli	Sorghum (Jowar/Great Millet)	RF	386	10	514.81				
39	Dharwad	Dharwad	DHARAVADA	Hobli	Sorghum (Jowar/Great Millet)	RF	155	10	280.48				
40	Dharwad	Dharwad	GARAGA	Hobli	Sorghum (Jowar/Great Millet)	RF	6			Taluk Level	26	388.28	
41	Dharwad	Dharwad	ALNAVARA	Hobli	Soybean (bhat)	RF	18			Taluk Level	29	695.44	
42	Dharwad	Dharwad	AMMINABAVI	Hobli	Soybean (bhat)	RF	7			Taluk Level	29	695.44	
43	Dharwad	Dharwad	DHARAVADA	Hobli	Soybean (bhat)	RF	1983	10	554.38				
44	Dharwad	Dharwad	GARAGA	Hobli	Soybean (bhat)	RF	3299			Taluk Level	29	695.44	
45	Dharwad	Dharwad	ALNAVARA(H)	Hobli	Sugarcane(Irrigated)	IRR			70480.00				
46	Dharwad	Dharwad	GARAGA(H)	Hobli	Sugarcane(Irrigated)	IRR			92330.00				
47	Dharwad	Dharwad	GARAGA	Hobli	Tomato	NS	112	10	6351.32				
48	Dharwad	Hubballi	CHABBI	Hobli	Black Gram (urd bean)	RF	103	10	312.96				
49	Dharwad	Hubballi	HUBBALLI	Hobli	Black Gram (urd bean)	RF	230			Taluk Level	18	197.44	
50	Dharwad	Hubballi	CHABBI	Hobli	COTTON	RF	1633	10	350.21				

**Government of Karnataka**  
**Directorate of Economics and Statistics**  
**Hobli Level Average Yield data for Kharif season 2017-18**

S.N	District	Taluk	Insurance Unit (hobli/ GP)	GP/HOBLI	Crop	IRR_RF	Area_Sown_Ha	No_CCE_Conducted	Average Yield(Kg/Ha)	Name_Of_Higher_Level	No_cce_Conducted_Higher	Higher average Yield(Kg/Ha)	Synthetic Yield
51	Dharwad	Hubballi	HUBBALLI	Hobli	COTTON	RF	787	10	190.15				
52	Dharwad	Hubballi	SHIRAGUPPI	Hobli	COTTON	RF	1496	10	151.79				
53	Dharwad	Hubballi	CHABBI	Hobli	Green Gram (Moong Bean/ Moong)	RF	91	10	522.07				
54	Dharwad	Hubballi	HUBBALLI	Hobli	Green Gram (Moong Bean/ Moong)	RF	540	10	212.67				
55	Dharwad	Hubballi	SHIRAGUPPI	Hobli	Green Gram (Moong Bean/ Moong)	RF	770			Taluk Level	29	292.89	
56	Dharwad	Hubballi	SHIRAGUPPI	Hobli	GROUNDNUT	IRR	135					2009.00	Y
57	Dharwad	Hubballi	HUBBALLI	Hobli	Horse Gram (kulthi/kultha)	RF	0					326.00	Y
58	Dharwad	Hubballi	CHABBI	Hobli	Maize (Makka)	IRR	401	10	1798.35				
59	Dharwad	Hubballi	CHABBI	Hobli	Maize (Makka)	RF	2706	10	1300.07				
60	Dharwad	Hubballi	HUBBALLI	Hobli	Maize (Makka)	RF	656	10	2250.11				
61	Dharwad	Hubballi	SHIRAGUPPI	Hobli	Maize (Makka)	IRR	12	10	2047.69				
62	Dharwad	Hubballi	SHIRAGUPPI	Hobli	Maize (Makka)	RF	0			Taluk Level	20	1775.09	
63	Dharwad	Hubballi	HUBBALLI	Hobli	Onion	RF	139					4586.00	Y
64	Dharwad	Hubballi	SHIRAGUPPI	Hobli	Onion	RF	1464	10	1392.11				
65	Dharwad	Hubballi	CHABBI	Hobli	PADDY	IRR	31	10	2292.18				
66	Dharwad	Hubballi	CHABBI	Hobli	PADDY	RF	69	10	612.29				

**Government of Karnataka**  
**Directorate of Economics and Statistics**  
**Hobli Level Average Yield data for Kharif season 2017-18**

S.N	District	Taluk	Insurance Unit (hobli/ GP)	GP/HOBLI	Crop	IRR_RF	Area_Sown_Ha	No_CCE_Conducted	Average Yield(Kg/Ha)	Name_Of_Higher_Level	No_cce Conducted_Higher	Higher average Yield(Kg/Ha)	Synthetic Yield
67	Dharwad	Hubballi	HUBBALLI	Hobli	PADDY	RF	0					1308.00	Y
68	Dharwad	Hubballi	CHABBI	Hobli	Pigeon pea (red gram/arhar/tur)	RF	99	10	150.56				
69	Dharwad	Hubballi	HUBBALLI	Hobli	Pigeon pea (red gram/arhar/tur)	RF	29	10	255.87				
70	Dharwad	Hubballi	SHIRAGUPPI	Hobli	Pigeon pea (red gram/arhar/tur)	RF	6			Taluk Level	24	195.34	
71	Dharwad	Hubballi	CHABBI	Hobli	Red Chillies	RF	469	10	264.96				
72	Dharwad	Hubballi	HUBBALLI	Hobli	Red Chillies	RF	783	10	423.23				
73	Dharwad	Hubballi	SHIRAGUPPI	Hobli	Red Chillies	RF	2474	10	213.93				
74	Dharwad	Hubballi	CHABBI	Hobli	Save	RF	25	10	2611.75				
75	Dharwad	Hubballi	HUBBALLI	Hobli	Save	RF	4					944.00	Y
76	Dharwad	Hubballi	SHIRAGUPPI	Hobli	Sesame (Gingelly/Til)/Sesamu	RF	0					456.00	Y
77	Dharwad	Hubballi	CHABBI	Hobli	Sorghum (Jowar/Great Millet)	RF	142	10	1326.70				
78	Dharwad	Hubballi	HUBBALLI	Hobli	Sorghum (Jowar/Great Millet)	RF	375	10	550.73				
79	Dharwad	Hubballi	SHIRAGUPPI	Hobli	Sorghum (Jowar/Great Millet)	RF	59			Taluk Level	24	845.65	
80	Dharwad	Hubballi	CHABBI	Hobli	Soybean (bhat)	RF	5110	10	1050.64				
81	Dharwad	Hubballi	HUBBALLI	Hobli	Soybean (bhat)	RF	2876			Taluk Level	19	771.73	
82	Dharwad	Hubballi	HUBBALLI	Hobli	Tomato	NS	23	10	18287.06				

**Government of Karnataka**  
**Directorate of Economics and Statistics**  
**Hobli Level Average Yield data for Kharif season 2017-18**

S.N	District	Taluk	Insurance Unit (hobli/ GP)	GP/HOBLI	Crop	IRR_RF	Area_Sown_Ha	No_CCE_Conducted	Average Yield(Kg/Ha)	Name_Of_Higher_Level	No_cce Conducted_Higher	Higher average Yield(Kg/Ha)	Synthetic Yield
83	Dharwad	Kalgatigi	DHUMMAVADA	Hobli	COTTON	RF	330	10	343.94				
84	Dharwad	Kalgatigi	KALAGHATAGI	Hobli	COTTON	RF	159	10	631.50				
85	Dharwad	Kalgatigi	TABAKADAHONNIH ALLI	Hobli	COTTON	RF	144	10	460.20				
86	Dharwad	Kalgatigi	DHUMMAVADA	Hobli	GROUNDNUT	RF	30	10	1118.86				
87	Dharwad	Kalgatigi	TABAKADAHONNIH ALLI	Hobli	GROUNDNUT	RF	6					791.00	Y
88	Dharwad	Kalgatigi	KALAGHATAGI	Hobli	Maize (Makka)	IRR	0					3626.00	Y
89	Dharwad	Kalgatigi	TABAKADAHONNIH ALLI	Hobli	Maize (Makka)	IRR	0					3665.00	Y
90	Dharwad	Kalgatigi	DHUMMAVADA	Hobli	PADDY	IRR	553	10	2237.48				
91	Dharwad	Kalgatigi	KALAGHATAGI	Hobli	PADDY	IRR	840	10	2111.08				
92	Dharwad	Kalgatigi	TABAKADAHONNIH ALLI	Hobli	PADDY	IRR	796	10	1832.44				
93	Dharwad	Kalgatigi	DHUMMAVADA	Hobli	Pigeon pea (red gram/arhar/tur)	RF	38	10	721.37				
94	Dharwad	Kalgatigi	TABAKADAHONNIH ALLI	Hobli	Pigeon pea (red gram/arhar/tur)	RF	34	10	856.64				
95	Dharwad	Kalgatigi	TABAKADAHONNIH ALLI	Hobli	Save	RF	11			Taluk Level	4	3290.47	
96	Dharwad	Kalgatigi	DHUMMAVADA	Hobli	Soybean (bhat)	RF	7864			Taluk Level	29	1153.25	
97	Dharwad	Kalgatigi	KALAGHATAGI	Hobli	Soybean (bhat)	RF	1832	10	1045.74				
98	Dharwad	Kalgatigi	TABAKADAHONNIH ALLI	Hobli	Soybean (bhat)	RF	3523	10	1161.33				
99	Dharwad	Kalgatigi	KALAGHATAGI(H)	Hobli	Sugarcane(Irrigated)	IRR			85060.00				

**Government of Karnataka**  
**Directorate of Economics and Statistics**  
**Hobli Level Average Yield data for Kharif season 2017-18**

S.N	District	Taluk	Insurance Unit (hobli/ GP)	GP/HOBLI	Crop	IRR_RF	Area_Sown_Ha	No_CCE_Conducted	Average Yield(Kg/Ha)	Name_Of_Higher_Level	No_cce_Conducted_Higher	Higher average Yield(Kg/Ha)	Synthetic Yield
100	Dharwad	Kundgol	KUNDAGOLA	Hobli	Black Gram (urd bean)	RF	287					372.00	Y
101	Dharwad	Kundgol	KUNDAGOLA	Hobli	COTTON	RF	5367	10	405.66				
102	Dharwad	Kundgol	SANSHI	Hobli	COTTON	RF	5243	10	288.43				
103	Dharwad	Kundgol	KUNDAGOLA	Hobli	Green Gram (Moong Bean/ Moong)	RF	450	10	103.21				
104	Dharwad	Kundgol	SANSHI	Hobli	Green Gram (Moong Bean/ Moong)	RF	214	10	160.84				
105	Dharwad	Kundgol	KUNDAGOLA	Hobli	Maize (Makka)	RF	997	10	4595.66				
106	Dharwad	Kundgol	SANSHI	Hobli	Maize (Makka)	RF	927	10	2243.77				
107	Dharwad	Kundgol	KUNDAGOLA	Hobli	Onion	RF	88	10	2326.00				
108	Dharwad	Kundgol	SANSHI	Hobli	Onion	RF	297	10	970.00				
109	Dharwad	Kundgol	KUNDAGOLA	Hobli	PADDY	RF	125	10	1056.97				
110	Dharwad	Kundgol	KUNDAGOLA	Hobli	Pigeon pea (red gram/arhar/tur)	RF	92	10	270.14				
111	Dharwad	Kundgol	SANSHI	Hobli	Pigeon pea (red gram/arhar/tur)	RF	78	10	312.51				
112	Dharwad	Kundgol	KUNDAGOLA	Hobli	Red Chillies	RF	7112	10	575.85				
113	Dharwad	Kundgol	SANSHI	Hobli	Red Chillies	RF	4314	10	507.69				
114	Dharwad	Kundgol	SANSHI	Hobli	Save	RF	83	10	1022.04				
115	Dharwad	Kundgol	KUNDAGOLA	Hobli	Sorghum (Jowar/Great Millet)	RF	232	10	768.16				


**Government of Karnataka**  
**Directorate of Economics and Statistics**  
**Hobli Level Average Yield data for Kharif season 2017-18**

S.N	District	Taluk	Insurance Unit (hobli/ GP)	GP/HOBLI	Crop	IRR_RF	Area_Sown_Ha	No_CCE_Conducted	Average Yield(Kg/Ha)	Name_Of_Higher_Level	No_cce Conducted_Higher	Higher average Yield(Kg/Ha)	Synthetic Yield
116	Dharwad	Kundgol	SANSHI	Hobli	Sorghum (Jowar/Great Millet)	RF	317	10	937.27				
117	Dharwad	Kundgol	KUNDAGOLA	Hobli	Soybean (bhat)	RF	1349	10	549.76				
118	Dharwad	Navalgund	ANNIGERI	Hobli	COTTON	IRR	752	10	316.50				
119	Dharwad	Navalgund	ANNIGERI	Hobli	COTTON	RF	6096	10	163.21				
120	Dharwad	Navalgund	MORABA	Hobli	COTTON	IRR	3627			Taluk Level	18	240.51	
121	Dharwad	Navalgund	MORABA	Hobli	COTTON	RF	2052			Taluk Level	19	138.75	
122	Dharwad	Navalgund	ANNIGERI	Hobli	GROUNDNUT	RF	665	10	346.75				
123	Dharwad	Navalgund	MORABA	Hobli	GROUNDNUT	IRR	5			District Level	19	1087.05	
124	Dharwad	Navalgund	MORABA	Hobli	GROUNDNUT	RF	2			Taluk Level	10	346.75	
125	Dharwad	Navalgund	ANNIGERI	Hobli	Maize (Makka)	RF	2					704.00	Y
126	Dharwad	Navalgund	MORABA	Hobli	Maize (Makka)	RF	0			District Level	196	3556.64	
127	Dharwad	Navalgund	ANNIGERI	Hobli	Onion	IRR	888	10	7447.18				
128	Dharwad	Navalgund	ANNIGERI	Hobli	Onion	RF	4932	10	2516.02				
129	Dharwad	Navalgund	MORABA	Hobli	Onion	IRR	1313	10	4521.37				
130	Dharwad	Navalgund	MORABA	Hobli	Onion	RF	2270	10	1287.33				
131	Dharwad	Navalgund	ANNIGERI	Hobli	Pigeon pea (red gram/arhar/tur)	RF	5					732.00	Y
132	Dharwad	Navalgund	MORABA	Hobli	Pigeon pea (red gram/arhar/tur)	RF	6			District Level	90	447.74	

9/1

**Government of Karnataka**  
**Directorate of Economics and Statistics**  
**Hobli Level Average Yield data for Kharif season 2017-18**

S.N	District	Taluk	Insurance Unit (hobli/ GP)	GP/HOBLI	Crop	IRR_RF	Area_Sown_Ha	No_CCE_Conducted	Average Yield(Kg/Ha)	Name_Of_Higher_Level	No_cce Conducted_Higher	Higher average Yield(Kg/Ha)	Synthetic Yield
133	Dharwad	Navalgund	ANNIGERI	Hobli	Red Chillies	IRR	256	10	582.05				
134	Dharwad	Navalgund	ANNIGERI	Hobli	Red Chillies	RF	3404	10	484.16				
135	Dharwad	Navalgund	MORABA	Hobli	Red Chillies	IRR	82	10	312.62				
136	Dharwad	Navalgund	MORABA	Hobli	Red Chillies	RF	322	10	210.77				

  
Joint Director  
Crop insurance scheme Division  
Directorate of Economics and Statistics





**Government of Karnataka**  
**Directorate of Economics and Statistics**  
**Hobli Level Average Yield data for Kharif season 2017-18**

S.N	District	Taluk	Insurance Unit (hobli/ GP)	GP/HOBLI	Crop	IRR_RF	Area_Sown_Ha	No_CCE_Conducted	Average Yield(Kg/Ha)	Name_Of_Higher_Level	No_cce_Conducted_Higher	Higher average Yield(Kg/Ha)	Synthetic Yield
1	Gadag	Gadag	BETAGERI	Hobli	COTTON	IRR	72			Taluk Level	18	921.33	
2	Gadag	Gadag	BETAGERI	Hobli	COTTON	RF	866	10	457.66				
3	Gadag	Gadag	GADAGA	Hobli	COTTON	IRR	169	10	858.72				
4	Gadag	Gadag	GADAGA	Hobli	COTTON	RF	3608	10	618.80				
5	Gadag	Gadag	BETAGERI	Hobli	Maize (Makka)	IRR	91	10	4536.47				
6	Gadag	Gadag	BETAGERI	Hobli	Maize (Makka)	RF	734			Taluk Level	18	2449.41	
7	Gadag	Gadag	GADAGA	Hobli	Maize (Makka)	IRR	226	10	4409.87				
8	Gadag	Gadag	GADAGA	Hobli	Maize (Makka)	RF	2411	10	2597.86				
9	Gadag	Gadag	BETAGERI	Hobli	Onion	IRR	182	10	9054.41				
10	Gadag	Gadag	BETAGERI	Hobli	Onion	RF	7954			Taluk Level	19	7046.11	
11	Gadag	Gadag	GADAGA	Hobli	Onion	RF	3740	10	7274.14				
12	Gadag	Gadag	BETAGERI	Hobli	Pigeon pea (red gram/arhar/tur)	RF	20			Taluk Level	16	707.99	
13	Gadag	Gadag	GADAGA	Hobli	Pigeon pea (red gram/arhar/tur)	RF	86			Taluk Level	16	707.99	
14	Gadag	Gadag	BETAGERI	Hobli	Red Chillies	RF	2801	10	1311.40				
15	Gadag	Gadag	GADAGA	Hobli	Red Chillies	RF	4286	10	1504.09				
16	Gadag	Gadag	BETAGERI	Hobli	Sorghum (Jowar/Great Millet)	RF	42			Taluk Level	16	1034.58	
17	Gadag	Gadag	GADAGA	Hobli	Sorghum (Jowar/Great Millet)	RF	41	10	1219.23				

**Government of Karnataka**  
**Directorate of Economics and Statistics**  
**Hobli Level Average Yield data for Kharif season 2017-18**

S.N	District	Taluk	Insurance Unit (hobli/ GP)	GP/HOBLI	Crop	IRR_RF	Area_Sown_Ha	No_CCE_Conducted	Average Yield(Kg/Ha)	Name_Of_Higher_Level	No_cce Conducted_Higher	Higher average Yield(Kg/Ha)	Synthetic Yield
18	Gadag	Gadag	BETAGERI	Hobli	SUNFLOWER	RF	383	10	518.48				
19	Gadag	Gadag	GADAGA	Hobli	SUNFLOWER	RF	2451	10	641.29				
20	Gadag	Gajendragad	NAREGALLA	Hobli	COTTON	IRR	156	10	883.04				
21	Gadag	Gajendragad	NAREGALLA	Hobli	COTTON	RF	222			Taluk Level	8	475.38	
22	Gadag	Gajendragad	NAREGALLA	Hobli	GROUNDNUT	IRR	272	10	1602.59				
23	Gadag	Gajendragad	NAREGALLA	Hobli	GROUNDNUT	RF	1057	10	768.41				
24	Gadag	Gajendragad	NAREGALLA	Hobli	Horse Gram (kulthi/kultha)	RF	185	10	326.92				
25	Gadag	Gajendragad	NAREGALLA	Hobli	Maize (Makka)	IRR	1775	10	4261.86				
26	Gadag	Gajendragad	NAREGALLA	Hobli	Onion	IRR	74	10	8943.33				
27	Gadag	Gajendragad	NAREGALLA	Hobli	Onion	RF	1546	10	7532.67				
28	Gadag	Gajendragad	NAREGALLA	Hobli	Pearl Millet (Bajra/Bulrush Millet/Spiked Millet)	RF	1173	10	1070.36				
29	Gadag	Gajendragad	NAREGALLA	Hobli	Pigeon pea (red gram/arhar/tur)	RF	1188	10	532.53				
30	Gadag	Gajendragad	NAREGALLA	Hobli	Red Chillies	RF	242	10	1196.09				
31	Gadag	Gajendragad	NAREGALLA	Hobli	Sesame (Gingelly/Til)/Sesamu	RF	100	10	1636.43				
32	Gadag	Gajendragad	NAREGALLA	Hobli	Sorghum (Jowar/Great Millet)	IRR	53			Taluk Level	6	2915.29	
33	Gadag	Gajendragad	NAREGALLA	Hobli	Sorghum (Jowar/Great Millet)	RF	213			Taluk Level	8	1592.53	
34	Gadag	Gajendragad	NAREGALLA	Hobli	SUNFLOWER	IRR	72			Taluk Level	8	1094.04	

**Government of Karnataka**  
**Directorate of Economics and Statistics**  
**Hobli Level Average Yield data for Kharif season 2017-18**

S.N	District	Taluk	Insurance Unit (hobli/ GP)	GP/HOBLI	Crop	IRR_RF	Area_Sown_Ha	No_CCE_Conducted	Average Yield(Kg/Ha)	Name_Of_Higher_Level	No_cce_Conducted_Higher	Higher average Yield(Kg/Ha)	Synthetic Yield
35	Gadag	Gajendragad	NAREGALLA	Hobli	SUNFLOWER	RF	465	10	690.69				
36	Gadag	Lakshmeshwar	LAKSHMESHVARA	Hobli	COTTON	IRR	1756	10	1099.54				
37	Gadag	Lakshmeshwar	LAKSHMESHVARA	Hobli	COTTON	RF	5302			Taluk Level	9	525.31	
38	Gadag	Lakshmeshwar	LAKSHMESHVARA	Hobli	GROUNDNUT	IRR	176	10	1992.52				
39	Gadag	Lakshmeshwar	LAKSHMESHVARA	Hobli	Maize (Makka)	IRR	1422	10	4174.77				
40	Gadag	Lakshmeshwar	LAKSHMESHVARA	Hobli	Maize (Makka)	RF	4680	10	3621.55				
41	Gadag	Lakshmeshwar	LAKSHMESHVARA	Hobli	Onion	IRR	191			Taluk Level	9	22060.49	
42	Gadag	Lakshmeshwar	LAKSHMESHVARA	Hobli	Onion	RF	783	10	5467.50				
43	Gadag	Lakshmeshwar	LAKSHMESHVARA	Hobli	Pigeon pea (red gram/arhar/tur)	RF	176	10	769.54				
44	Gadag	Lakshmeshwar	LAKSHMESHVARA	Hobli	Red Chillies	IRR	135	10	2564.92				
45	Gadag	Lakshmeshwar	LAKSHMESHVARA	Hobli	Red Chillies	RF	1648	10	2952.14				
46	Gadag	Lakshmeshwar	LAKSHMESHVARA	Hobli	Sesame (Gingelly/Til)/Sesamu	RF	10			Taluk Level	6	549.23	
47	Gadag	Lakshmeshwar	LAKSHMESHVARA	Hobli	Sorghum (Jowar/Great Millet)	IRR	24			Taluk Level	6	1805.11	
48	Gadag	Lakshmeshwar	LAKSHMESHVARA	Hobli	Sorghum (Jowar/Great Millet)	RF	177			Taluk Level	9	1219.47	
49	Gadag	Lakshmeshwar	LAKSHMESHVARA	Hobli	SUNFLOWER	RF	401	10	526.22				
50	Gadag	Mundargi	MUNDARAGI	Hobli	Brinjal	NS	20	10	3826.00				
51	Gadag	Mundargi	DAMBALA	Hobli	COTTON	IRR	956	10	791.38				

**Government of Karnataka**  
**Directorate of Economics and Statistics**  
**Hobli Level Average Yield data for Kharif season 2017-18**

S.N	District	Taluk	Insurance Unit (hobli/ GP)	GP/HOBLI	Crop	IRR_RF	Area_Sown_Ha	No_CCE_Conducted	Average Yield(Kg/Ha)	Name_Of_Higher_Level	No_cce_Conducted_Higher	Higher average Yield(Kg/Ha)	Synthetic Yield
52	Gadag	Mundargi	DAMBALA	Hobli	COTTON	RF	526	10	483.05				
53	Gadag	Mundargi	MUNDARAGI	Hobli	COTTON	IRR	451			Taluk Level	19	828.16	
54	Gadag	Mundargi	MUNDARAGI	Hobli	COTTON	RF	91			Taluk Level	16	452.44	
55	Gadag	Mundargi	DAMBALA	Hobli	Green Gram (Moong Bean/ Moong)	RF	1562	10	165.94				
56	Gadag	Mundargi	MUNDARAGI	Hobli	Green Gram (Moong Bean/ Moong)	RF	310			Taluk Level	14	133.93	
57	Gadag	Mundargi	DAMBALA	Hobli	GROUNDNUT	IRR	202	10	1836.83				
58	Gadag	Mundargi	DAMBALA	Hobli	GROUNDNUT	RF	2074	10	1300.32				
59	Gadag	Mundargi	MUNDARAGI	Hobli	GROUNDNUT	IRR	744	10	1812.72				
60	Gadag	Mundargi	MUNDARAGI	Hobli	GROUNDNUT	RF	1261	10	1127.12				
61	Gadag	Mundargi	DAMBALA	Hobli	Horse Gram (kulthi/kultha)	RF	4			Taluk Level	4	412.83	
62	Gadag	Mundargi	DAMBALA	Hobli	Maize (Makka)	IRR	1038	10	4713.15				
63	Gadag	Mundargi	MUNDARAGI	Hobli	Maize (Makka)	IRR	3986	10	5443.60				
64	Gadag	Mundargi	DAMBALA	Hobli	Onion	IRR	937	10	15406.48				
65	Gadag	Mundargi	DAMBALA	Hobli	Onion	RF	2401	10	10167.33				
66	Gadag	Mundargi	MUNDARAGI	Hobli	Onion	IRR	90	10	11861.69				
67	Gadag	Mundargi	MUNDARAGI	Hobli	Onion	RF	52	10	7685.90				
68	Gadag	Mundargi	MUNDARAGI	Hobli	PADDY	IRR	1209	10	6631.79				

**Government of Karnataka**  
**Directorate of Economics and Statistics**  
**Hobli Level Average Yield data for Kharif season 2017-18**

S.N	District	Taluk	Insurance Unit (hobli/ GP)	GP/HOBLI	Crop	IRR_RF	Area_Sown_Ha	No_CCE_Conducted	Average Yield(Kg/Ha)	Name_Of_Higher_Level	No_cce_Conducted_Higher	Higher average Yield(Kg/Ha)	Synthetic Yield
69	Gadag	Mundargi	DAMBALA	Hobli	Pearl Millet (Bajra/Bulrush Millet/Spiked Millet)	IRR	0			State Level	620	1931.24	
70	Gadag	Mundargi	MUNDARAGI	Hobli	Pearl Millet (Bajra/Bulrush Millet/Spiked Millet)	IRR	0			State Level	620	1931.24	
71	Gadag	Mundargi	MUNDARAGI	Hobli	Pearl Millet (Bajra/Bulrush Millet/Spiked Millet)	RF	526	10	1953.42				
72	Gadag	Mundargi	DAMBALA	Hobli	Pigeon pea (red gram/arhar/tur)	RF	363	10	716.98				
73	Gadag	Mundargi	MUNDARAGI	Hobli	Pigeon pea (red gram/arhar/tur)	RF	507	10	814.20				
74	Gadag	Mundargi	DAMBALA	Hobli	Red Chillies	IRR	174	10	3568.75				
75	Gadag	Mundargi	DAMBALA	Hobli	Red Chillies	RF	252	10	2050.51				
76	Gadag	Mundargi	MUNDARAGI	Hobli	Red Chillies	IRR	44	10	1780.38				
77	Gadag	Mundargi	MUNDARAGI	Hobli	Red Chillies	RF	43			Taluk Level	18	2103.56	
78	Gadag	Mundargi	DAMBALA	Hobli	Sesame (Gingelly/Til)/Sesamu	RF	0			Taluk Level	3	933.36	
79	Gadag	Mundargi	MUNDARAGI	Hobli	Sesame (Gingelly/Til)/Sesamu	RF	3			Taluk Level	3	933.36	
80	Gadag	Mundargi	DAMBALA	Hobli	Sorghum (Jowar/Great Millet)	IRR	264	10	2625.28				
81	Gadag	Mundargi	DAMBALA	Hobli	Sorghum (Jowar/Great Millet)	RF	607	10	1361.70				
82	Gadag	Mundargi	MUNDARAGI	Hobli	Sorghum (Jowar/Great Millet)	IRR	410	10	3259.29				
83	Gadag	Mundargi	MUNDARAGI	Hobli	Sorghum (Jowar/Great Millet)	RF	526			Taluk Level	16	1491.77	

**Government of Karnataka**  
**Directorate of Economics and Statistics**  
**Hobli Level Average Yield data for Kharif season 2017-18**

S.N	District	Taluk	Insurance Unit (hobli/ GP)	GP/HOBLI	Crop	IRR_RF	Area_Sown_Ha	No_CCE_Conducted	Average Yield(Kg/Ha)	Name_Of_Higher_Level	No_cce Conducted_Higher	Higher average Yield(Kg/Ha)	Synthetic Yield
84	Gadag	Mundargi	DAMBALA(H)	Hobli	Sugarcane(Irrigated)	IRR			68494.00				
85	Gadag	Mundargi	MUNDARAGI(H)	Hobli	Sugarcane(Irrigated)	IRR			128748.40				
86	Gadag	Mundargi	DAMBALA	Hobli	SUNFLOWER	IRR	670	10	2842.13				
87	Gadag	Mundargi	MUNDARAGI	Hobli	SUNFLOWER	IRR	612			Taluk Level	17	2443.72	
88	Gadag	Naragund	KONNURA	Hobli	COTTON	IRR	3102	10	1028.97				
89	Gadag	Naragund	NARAGUNDA	Hobli	COTTON	IRR	1024	10	1277.39				
90	Gadag	Naragund	KONNURA	Hobli	Onion	IRR	173	10	14594.00				
91	Gadag	Naragund	KONNURA	Hobli	Onion	RF	25	10	4790.00				
92	Gadag	Naragund	NARAGUNDA	Hobli	Onion	IRR	128	10	14687.00				
93	Gadag	Naragund	NARAGUNDA	Hobli	Onion	RF	20	10	3594.00				
94	Gadag	Naragund	KONNURA	Hobli	SUNFLOWER	IRR	177	10	1143.62				
95	Gadag	Naragund	NARAGUNDA	Hobli	SUNFLOWER	IRR	62	10	1101.93				
96	Gadag	Ron	HOLEALURA	Hobli	COTTON	IRR	255	10	649.33				
97	Gadag	Ron	HOLEALURA	Hobli	COTTON	RF	195	10	245.40				
98	Gadag	Ron	RONA	Hobli	COTTON	IRR	200	10	963.51				
99	Gadag	Ron	RONA	Hobli	COTTON	RF	646	10	390.22				
100	Gadag	Ron	HOLEALURA	Hobli	GROUNDNUT	IRR	100			Taluk Level	16	1477.36	
101	Gadag	Ron	HOLEALURA	Hobli	GROUNDNUT	RF	925	10	1057.27				



**Government of Karnataka**  
**Directorate of Economics and Statistics**  
**Hobli Level Average Yield data for Kharif season 2017-18**


S.N	District	Taluk	Insurance Unit (hobli/ GP)	GP/HOBLI	Crop	IRR_RF	Area_Sown_Ha	No_CCE_Conducted	Average Yield(Kg/Ha)	Name_Of_Higher_Level	No_cce_Conducted_Higher	Higher average Yield(Kg/Ha)	Synthetic Yield
102	Gadag	Ron	RONA	Hobli	GROUNDNUT	IRR	26			Taluk Level	16	1477.36	
103	Gadag	Ron	RONA	Hobli	GROUNDNUT	RF	1323	10	1180.19				
104	Gadag	Ron	HOLEALURA	Hobli	Maize (Makka)	IRR	1336	10	4484.16				
105	Gadag	Ron	RONA	Hobli	Maize (Makka)	IRR	643	10	4903.47				
106	Gadag	Ron	HOLEALURA	Hobli	Onion	RF	2697	10	7158.14				
107	Gadag	Ron	RONA	Hobli	Onion	IRR	25			Taluk Level	6	9343.89	
108	Gadag	Ron	RONA	Hobli	Onion	RF	1721	10	6875.33				
109	Gadag	Ron	RONA	Hobli	Pearl Millet (Bajra/Bulrush Millet/Spiked Millet)	RF	259	10	1167.16				
110	Gadag	Ron	RONA	Hobli	Pigeon pea (red gram/arhar/tur)	RF	208	10	588.72				
111	Gadag	Ron	HOLEALURA	Hobli	Red Chillies	RF	1073	10	1401.71				
112	Gadag	Ron	RONA	Hobli	Red Chillies	RF	404	10	1347.44				
113	Gadag	Ron	HOLEALURA	Hobli	Sorghum (Jowar/Great Millet)	IRR	0			Taluk Level	6	2158.39	
114	Gadag	Ron	HOLEALURA	Hobli	Sorghum (Jowar/Great Millet)	RF	0			District Level	55	1278.69	
115	Gadag	Ron	RONA	Hobli	Sorghum (Jowar/Great Millet)	IRR	9			Taluk Level	6	2158.39	
116	Gadag	Ron	RONA	Hobli	Sorghum (Jowar/Great Millet)	RF	0			District Level	55	1278.69	
117	Gadag	Ron	HOLEALURA	Hobli	SUNFLOWER	IRR	11			Taluk Level	10	1134.00	
118	Gadag	Ron	HOLEALURA	Hobli	SUNFLOWER	RF	51			Taluk Level	16	671.89	

**Government of Karnataka**  
**Directorate of Economics and Statistics**  
**Hobli Level Average Yield data for Kharif season 2017-18**

S.N	District	Taluk	Insurance Unit (hobli/ GP)	GP/HOBLI	Crop	IRR_RF	Area_Sown_Ha	No_CCE_Conducted	Average Yield(Kg/Ha)	Name_Of_Higher_Level	No_cce Conducted_Higher	Higher average Yield(Kg/Ha)	Synthetic Yield
119	Gadag	Ron	RONA	Hobli	SUNFLOWER	IRR	8			Taluk Level	10	1134.00	
120	Gadag	Ron	RONA	Hobli	SUNFLOWER	RF	222	10	735.54				
121	Gadag	Shirahatti	SHIRAHATTI	Hobli	COTTON	IRR	674	10	702.90				
122	Gadag	Shirahatti	SHIRAHATTI	Hobli	COTTON	RF	1481			Taluk Level	9	517.91	
123	Gadag	Shirahatti	SHIRAHATTI	Hobli	Horse Gram (kulthi/kultha)	RF	0			District Level	14	351.47	
124	Gadag	Shirahatti	SHIRAHATTI	Hobli	Maize (Makka)	IRR	1061	10	6363.93				
125	Gadag	Shirahatti	SHIRAHATTI	Hobli	Maize (Makka)	RF	2919			Taluk Level	9	3582.75	
126	Gadag	Shirahatti	SHIRAHATTI	Hobli	Navane	RF	16	10	494.09				
127	Gadag	Shirahatti	SHIRAHATTI	Hobli	Onion	RF	283	10	5223.10				
128	Gadag	Shirahatti	SHIRAHATTI	Hobli	PADDY	IRR	71	10	4173.45				
129	Gadag	Shirahatti	SHIRAHATTI	Hobli	PADDY	RF	0			State Level	4753	3656.86	
130	Gadag	Shirahatti	SHIRAHATTI	Hobli	Pigeon pea (red gram/arhar/tur)	RF	628			Taluk Level	8	512.10	
131	Gadag	Shirahatti	SHIRAHATTI	Hobli	Red Chillies	RF	206			Taluk Level	8	2116.99	
132	Gadag	Shirahatti	SHIRAHATTI	Hobli	Sesame (Gingelly/Til)/Sesamu	RF	1			Taluk Level	2	611.24	
133	Gadag	Shirahatti	SHIRAHATTI	Hobli	Sorghum (Jowar/Great Millet)	IRR	125			Taluk Level	8	2702.30	
134	Gadag	Shirahatti	SHIRAHATTI	Hobli	Sorghum (Jowar/Great Millet)	RF	219			Taluk Level	6	1031.85	
135	Gadag	Shirahatti	SHIRAHATTI(H)	Hobli	Sugarcane(Irrigated)	IRR			19832.00				

**Government of Karnataka**  
**Directorate of Economics and Statistics**  
**Hobli Level Average Yield data for Kharif season 2017-18**

S.N	District	Taluk	Insurance Unit (hobli/ GP)	GP/HOBLI	Crop	IRR_RF	Area_Sown_Ha	No_CCE_Conducted	Average Yield(Kg/Ha)	Name_Of_Higher_Level	No_cce Conducted_Higher	Higher average Yield(Kg/Ha)	Synthetic Yield
136	Gadag	Shirahatti	SHIRAHATTI	Hobli	SUNFLOWER	IRR	22			Taluk Level	6	1166.55	
137	Gadag	Shirahatti	SHIRAHATTI	Hobli	SUNFLOWER	RF	490	10	843.71				

  
 Joint Director  
 Crop insurance scheme Division  
 Directorate of Economics and Statistics





**Government of Karnataka**  
**Directorate of Economics and Statistics**  
**Hobli Level Average Yield data for Kharif season 2017-18**

S.N	District	Taluk	Insurance Unit (hobli/ GP)	GP/HOBLI	Crop	IRR_RF	Area_Sown_Ha	No_CCE_Conducted	Average Yield(Kg/Ha)	Name_Of_Higher_Level	No_cce_Conducted_Higher	Higher average Yield(Kg/Ha)	Synthetic Yield
1	Hasan	Alur	KASABA	Hobli	PADDY	RF	16			Taluk Level	4	3842.96	
2	Hasan	Alur	K HOSAKOTE	Hobli	Potato	RF	9			Taluk Level	34	10770.59	
3	Hasan	Alur	KASABA	Hobli	Potato	RF	41			Taluk Level	34	10770.59	
4	Hasan	Alur	KUNDURU	Hobli	Potato	RF	57	10	7192.00				
5	Hasan	Alur	PALYA	Hobli	Potato	RF	35	10	9824.00				
6	Hasan	Alur	K HOSAKOTE	Hobli	RAGI	RF	0			Taluk Level	30	2520.79	
7	Hasan	Alur	KASABA	Hobli	RAGI	RF	950	10	2518.48				
8	Hasan	Alur	KUNDURU	Hobli	RAGI	RF	575	10	2653.07				
9	Hasan	Alur	PALYA	Hobli	RAGI	RF	725	10	2390.83				
10	Hasan	Arkalgud	DODDAMAGGE	Hobli	Cowpea/Alasande	RF	911	10	248.72				
11	Hasan	Arkalgud	KASABA	Hobli	Cowpea/Alasande	RF	250	10	189.88				
12	Hasan	Arkalgud	KONANURU	Hobli	Cowpea/Alasande	RF	1250	10	195.71				
13	Hasan	Arkalgud	RAMANATHAPURA	Hobli	Cowpea/Alasande	RF	2500	10	174.58				
14	Hasan	Arkalgud	RAMANATHAPURA	Hobli	GROUNDNUT	RF	100			Taluk Level	9	549.83	
15	Hasan	Arkalgud	RAMANATHAPURA	Hobli	Horse Gram (kulthi/kultha)	RF	100	10	763.32				
16	Hasan	Arkalgud	DODDAMAGGE	Hobli	Maize (Makka)	RF	3050	10	5625.93				
17	Hasan	Arkalgud	KASABA	Hobli	Maize (Makka)	IRR	105	10	6092.19				
18	Hasan	Arkalgud	KASABA	Hobli	Maize (Makka)	RF	3845	10	6131.28				

**Government of Karnataka**  
**Directorate of Economics and Statistics**  
**Hobli Level Average Yield data for Kharif season 2017-18**

S.N	District	Taluk	Insurance Unit (hobli/ GP)	GP/HOBLI	Crop	IRR_RF	Area_Sown_Ha	No_CCE_Conducted	Average Yield(Kg/Ha)	Name_Of_Higher_Level	No_cce_Conducted_Higher	Higher average Yield(Kg/Ha)	SyntheticYield
19	Hasan	Arkalgud	KONANURU	Hobli	Maize (Makka)	IRR	169	10	5908.39				
20	Hasan	Arkalgud	KONANURU	Hobli	Maize (Makka)	RF	3261	10	6162.73				
21	Hasan	Arkalgud	MALLIPATTANA	Hobli	Maize (Makka)	RF	1780	10	6191.25				
22	Hasan	Arkalgud	RAMANATHAPURA	Hobli	Maize (Makka)	RF	1250	10	4497.81				
23	Hasan	Arkalgud	DODDAMAGGE	Hobli	Potato	RF	860	10	5900.00				
24	Hasan	Arkalgud	KASABA	Hobli	Potato	RF	789	10	7706.00				
25	Hasan	Arkalgud	KONANURU	Hobli	Potato	RF	195	10	5532.00				
26	Hasan	Arkalgud	MALLIPATTANA	Hobli	Potato	RF	95	10	6518.80				
27	Hasan	Arkalgud	RAMANATHAPURA	Hobli	Potato	RF	180			Taluk Level	48	6761.83	
28	Hasan	Arkalgud	DODDAMAGGE(H)	Hobli	Tobacco(Non Irrigated)	RF			1057.34				
29	Hasan	Arkalgud	KONANURU(H)	Hobli	Tobacco(Non Irrigated)	RF						922.93	
30	Hasan	Arkalgud	MALLIPATTANA(H)	Hobli	Tobacco(Non Irrigated)	RF			697.66				
31	Hasan	Arkalgud	RAMANATHAPURA(H)	Hobli	Tobacco(Non Irrigated)	RF						922.93	
32	Hasan	Arsikere	GANDASI	Hobli	Avare/Field bean	RF	450	10	588.36				
33	Hasan	Arsikere	JAVAGAL	Hobli	Avare/Field bean	RF	503	10	2009.41				
34	Hasan	Arsikere	KANAKATTE	Hobli	Avare/Field bean	RF	750			Taluk Level	29	1182.11	
35	Hasan	Arsikere	BANAVARA	Hobli	Black Gram (urd bean)	RF	193	10	52.81				
36	Hasan	Arsikere	GANDASI	Hobli	Black Gram (urd bean)	RF	82	10	81.53				

**Government of Karnataka**  
**Directorate of Economics and Statistics**  
**Hobli Level Average Yield data for Kharif season 2017-18**

S.N	District	Taluk	Insurance Unit (hobli/ GP)	GP/HOBLI	Crop	IRR_RF	Area_Sown_Ha	No_CCE_Conducted	Average Yield(Kg/Ha)	Name_Of_Higher_Level	No_cce_Conducted_Higher	Higher average Yield(Kg/Ha)	Synthetic Yield
37	Hasan	Arsikere	JAVAGAL	Hobli	Black Gram (urd bean)	RF	102	10	6.72				
38	Hasan	Arsikere	KANAKATTE	Hobli	Black Gram (urd bean)	RF	143			Taluk Level	47	59.11	
39	Hasan	Arsikere	KASABA	Hobli	Black Gram (urd bean)	RF	211	10	21.67				
40	Hasan	Arsikere	BANAVARA	Hobli	Castor (Rehri, Rendi, Arandi)	RF	175	10	711.25				
41	Hasan	Arsikere	GANDASI	Hobli	Castor (Rehri, Rendi, Arandi)	RF	48	10	662.02				
42	Hasan	Arsikere	JAVAGAL	Hobli	Castor (Rehri, Rendi, Arandi)	RF	5	10	360.99				
43	Hasan	Arsikere	KANAKATTE	Hobli	Castor (Rehri, Rendi, Arandi)	RF	10	10	779.64				
44	Hasan	Arsikere	KASABA	Hobli	Castor (Rehri, Rendi, Arandi)	RF	45	10	908.28				
45	Hasan	Arsikere	BANAVARA	Hobli	Cowpea/Alasande	RF	295	10	81.42				
46	Hasan	Arsikere	GANDASI	Hobli	Cowpea/Alasande	RF	2032	10	7.51				
47	Hasan	Arsikere	JAVAGAL	Hobli	Cowpea/Alasande	RF	966	10	24.46				
48	Hasan	Arsikere	KANAKATTE	Hobli	Cowpea/Alasande	RF	272	10	120.98				
49	Hasan	Arsikere	KASABA	Hobli	Cowpea/Alasande	RF	389	10	33.71				
50	Hasan	Arsikere	BANAVARA	Hobli	Horse Gram (kulthi/kultha)	RF	510	10	626.83				
51	Hasan	Arsikere	GANDASI	Hobli	Horse Gram (kulthi/kultha)	RF	350	10	405.53				
52	Hasan	Arsikere	JAVAGAL	Hobli	Horse Gram (kulthi/kultha)	RF	250	10	631.33				
53	Hasan	Arsikere	KANAKATTE	Hobli	Horse Gram (kulthi/kultha)	RF	1475	10	464.74				



**Government of Karnataka**  
**Directorate of Economics and Statistics**  
**Hobli Level Average Yield data for Kharif season 2017-18**

S.N	District	Taluk	Insurance Unit (hobli/ GP)	GP/HOBLI	Crop	IRR_RF	Area_Sown_Ha	No_CCE_Conducted	Average Yield(Kg/Ha)	Name_Of_Higher_Level	No_cce Conducted_Higher	Higher average Yield(Kg/Ha)	Synthetic Yield
54	Hasan	Arsikere	KASABA	Hobli	Horse Gram (kulthi/kultha)	RF	645	10	678.29				
55	Hasan	Arsikere	BANAVARA	Hobli	Maize (Makka)	RF	1318	10	7528.01				
56	Hasan	Arsikere	GANDASI	Hobli	Maize (Makka)	IRR	143	10	6806.65				
57	Hasan	Arsikere	GANDASI	Hobli	Maize (Makka)	RF	4208	10	6801.23				
58	Hasan	Arsikere	JAVAGAL	Hobli	Maize (Makka)	IRR	144	10	8814.64				
59	Hasan	Arsikere	JAVAGAL	Hobli	Maize (Makka)	RF	2431	10	8509.14				
60	Hasan	Arsikere	KANAKATTE	Hobli	Maize (Makka)	RF	0			Taluk Level	40	6919.23	
61	Hasan	Arsikere	KASABA	Hobli	Maize (Makka)	RF	868	10	4838.55				
62	Hasan	Arsikere	BANAVARA	Hobli	Pigeon pea (red gram/arhar/tur)	RF	185	10	739.26				
63	Hasan	Arsikere	GANDASI	Hobli	Pigeon pea (red gram/arhar/tur)	RF	100	10	613.60				
64	Hasan	Arsikere	JAVAGAL	Hobli	Pigeon pea (red gram/arhar/tur)	RF	220	10	1137.13				
65	Hasan	Arsikere	KANAKATTE	Hobli	Pigeon pea (red gram/arhar/tur)	RF	120	10	855.22				
66	Hasan	Arsikere	KASABA	Hobli	Pigeon pea (red gram/arhar/tur)	RF	95	10	654.90				
67	Hasan	Arsikere	BANAVARA	Hobli	Potato	RF	0			Taluk Level	16	7821.50	
68	Hasan	Arsikere	GANDASI	Hobli	Potato	RF	700	10	7830.40				

**Government of Karnataka**  
**Directorate of Economics and Statistics**  
**Hobli Level Average Yield data for Kharif season 2017-18**

S.N	District	Taluk	Insurance Unit (hobli/ GP)	GP/HOBLI	Crop	IRR_RF	Area_Sown_Ha	No_CCE_Conducted	Average Yield(Kg/Ha)	Name_Of_Higher_Level	No_cce_Conducted_Higher	Higher average Yield(Kg/Ha)	Synthetic Yield
69	Hasan	Arsikere	JAVAGAL	Hobli	Potato	RF	10			Taluk Level	16	7821.50	
70	Hasan	Arsikere	KANAKATTE	Hobli	Potato	RF	0			Taluk Level	16	7821.50	
71	Hasan	Arsikere	KASABA	Hobli	Potato	RF	10			Taluk Level	16	7821.50	
72	Hasan	Arsikere	JAVAGAL	Hobli	Save	RF	4			Taluk Level	12	738.06	
73	Hasan	Arsikere	KANAKATTE	Hobli	Save	RF	185	10	885.67				
74	Hasan	Arsikere	BANAVARA	Hobli	Sesame (Gingelly/Til)/Sesamu	RF	137			Taluk Level	49	104.31	
75	Hasan	Arsikere	GANDASI	Hobli	Sesame (Gingelly/Til)/Sesamu	RF	130	10	55.88				
76	Hasan	Arsikere	JAVAGAL	Hobli	Sesame (Gingelly/Til)/Sesamu	RF	71	10	101.73				
77	Hasan	Arsikere	KANAKATTE	Hobli	Sesame (Gingelly/Til)/Sesamu	RF	118	10	170.94				
78	Hasan	Arsikere	KASABA	Hobli	Sesame (Gingelly/Til)/Sesamu	RF	83	10	101.25				
79	Hasan	Arsikere	BANAVARA	Hobli	Sorghum (Jowar/Great Millet)	RF	300	10	1328.80				
80	Hasan	Arsikere	GANDASI	Hobli	Sorghum (Jowar/Great Millet)	RF	5			Taluk Level	40	1667.22	
81	Hasan	Arsikere	JAVAGAL	Hobli	Sorghum (Jowar/Great Millet)	RF	228	10	2134.31				
82	Hasan	Arsikere	KANAKATTE	Hobli	Sorghum (Jowar/Great Millet)	RF	56	10	1663.35				
83	Hasan	Arsikere	KASABA	Hobli	Sorghum (Jowar/Great Millet)	RF	120	10	1542.42				
84	Hasan	Arsikere	BANAVARA	Hobli	SUNFLOWER	RF	0			Taluk Level	10	733.36	
85	Hasan	Arsikere	GANDASI	Hobli	SUNFLOWER	RF	0			Taluk Level	10	733.36	
86	Hasan	Arsikere	JAVAGAL	Hobli	SUNFLOWER	RF	70	10	733.36				

**Government of Karnataka**  
**Directorate of Economics and Statistics**  
**Hobli Level Average Yield data for Kharif season 2017-18**

S.N	District	Taluk	Insurance Unit (hobli/ GP)	GP/HOBLI	Crop	IRR_RF	Area_Sown_Ha	No_CCE_Conducted	Average Yield(Kg/Ha)	Name_Of_Higher_Level	No_cce Conducted_Higher	Higher average Yield(Kg/Ha)	Synthetic Yield
87	Hasan	Arsikere	KANAKATTE	Hobli	SUNFLOWER	RF	0			Taluk Level	10	733.36	
88	Hasan	Arsikere	KASABA	Hobli	SUNFLOWER	RF	0			Taluk Level	10	733.36	
89	Hasan	Arsikere	BANAVARA	Hobli	Tomato	NS	180	10	36411.00				
90	Hasan	Arsikere	GANDASI	Hobli	Tomato	NS	150	10	31836.00				
91	Hasan	Arsikere	JAVAGAL	Hobli	Tomato	NS	221	10	35044.00				
92	Hasan	Arsikere	KANAKATTE	Hobli	Tomato	NS	130	10	33336.00				
93	Hasan	Arsikere	KASABA	Hobli	Tomato	NS	150	10	28224.00				
94	Hasan	Belur	BIKKODU	Hobli	Avare/Field bean	RF	0			Taluk Level	5	1990.22	
95	Hasan	Belur	HALEBEEDU	Hobli	Avare/Field bean	RF	166			Taluk Level	5	1990.22	
96	Hasan	Belur	HALEBEEDU	Hobli	Castor (Rehri, Rendi, Arandi)	RF	25	10	2861.04				
97	Hasan	Belur	MADEEHALLI	Hobli	Castor (Rehri, Rendi, Arandi)	RF	10			Taluk Level	18	2460.80	
98	Hasan	Belur	BIKKODU	Hobli	COTTON	RF	0			Taluk Level	8	596.00	
99	Hasan	Belur	HALEBEEDU	Hobli	COTTON	RF	115			Taluk Level	8	596.00	
100	Hasan	Belur	HALEBEEDU	Hobli	Maize (Makka)	IRR	12			Taluk Level	16	7905.93	
101	Hasan	Belur	KASABA	Hobli	Maize (Makka)	IRR	101			Taluk Level	16	7905.93	
102	Hasan	Belur	MADEEHALLI	Hobli	Maize (Makka)	IRR	5			Taluk Level	16	7905.93	
103	Hasan	Belur	AREHALLI	Hobli	PADDY	IRR	13	10	6124.19				
104	Hasan	Belur	AREHALLI	Hobli	PADDY	RF	1314	10	5595.98				

**Government of Karnataka**  
**Directorate of Economics and Statistics**  
**Hobli Level Average Yield data for Kharif season 2017-18**

S.N	District	Taluk	Insurance Unit (hobli/ GP)	GP/HOBLI	Crop	IRR_RF	Area_Sown_Ha	No_CCE_Conducted	Average Yield(Kg/Ha)	Name_Of_Higher_Level	No_cce_Conducted_Higher	Higher average Yield(Kg/Ha)	Synthetic Yield
105	Hasan	Belur	BIKKODU	Hobli	PADDY	IRR	536			Taluk Level	26	5754.97	
106	Hasan	Belur	BIKKODU	Hobli	PADDY	RF	164	10	5523.97				
107	Hasan	Belur	KASABA	Hobli	PADDY	IRR	267			Taluk Level	26	5754.97	
108	Hasan	Belur	KASABA	Hobli	PADDY	RF	190			Taluk Level	24	5541.50	
109	Hasan	Belur	MADEEHALLI	Hobli	PADDY	IRR	0			Taluk Level	26	5754.97	
110	Hasan	Belur	HALEBEEDU	Hobli	Pigeon pea (red gram/arhar/tur)	RF	147			Taluk Level	16	905.46	
111	Hasan	Belur	MADEEHALLI	Hobli	Pigeon pea (red gram/arhar/tur)	RF	69	10	828.34				
112	Hasan	Belur	AREHALLI	Hobli	Potato	RF	2			Taluk Level	48	7135.58	
113	Hasan	Belur	BIKKODU	Hobli	Potato	RF	83	10	6484.80				
114	Hasan	Belur	HALEBEEDU	Hobli	Potato	RF	95	10	5554.00				
115	Hasan	Belur	KASABA	Hobli	Potato	RF	324	10	9832.00				
116	Hasan	Belur	MADEEHALLI	Hobli	Potato	RF	229	10	6152.00				
117	Hasan	Belur	BIKKODU	Hobli	RAGI	RF	25			Taluk Level	35	2712.41	
118	Hasan	Belur	HALEBEEDU	Hobli	RAGI	RF	3242	10	2873.14				
119	Hasan	Belur	KASABA	Hobli	RAGI	RF	384			Taluk Level	35	2712.41	
120	Hasan	Belur	MADEEHALLI	Hobli	RAGI	RF	118	10	2503.64				
121	Hasan	Belur	HALEBEEDU	Hobli	Sesame (Gingelly/Til)/Sesamu	RF	45			Taluk Level	6	366.39	

**Government of Karnataka**  
**Directorate of Economics and Statistics**  
**Hobli Level Average Yield data for Kharif season 2017-18**

S.N	District	Taluk	Insurance Unit (hobli/ GP)	GP/HOBLI	Crop	IRR_RF	Area_Sown_Ha	No_CCE_Conducted	Average Yield(Kg/Ha)	Name_Of_Higher_Level	No_cce Conducted_Higher	Higher average Yield(Kg/Ha)	Synthetic Yield
122	Hasan	Belur	HALEBEEDU	Hobli	Sorghum (Jowar/Great Millet)	RF	325	10	2045.95				
123	Hasan	Belur	HALEBEEDU	Hobli	SUNFLOWER	RF	323			Taluk Level	4	727.04	
124	Hasan	Chanrayapatna	HIREESAVE	Hobli	Avare/Field bean	RF	20	10	558.52				
125	Hasan	Chanrayapatna	BAGURU	Hobli	Cowpea/Alasande	RF	328	10	130.12				
126	Hasan	Chanrayapatna	DANDIGANAHALLI	Hobli	Cowpea/Alasande	RF	63	10	157.38				
127	Hasan	Chanrayapatna	HIREESAVE	Hobli	Cowpea/Alasande	RF	306			Taluk Level	57	89.25	
128	Hasan	Chanrayapatna	KASABA	Hobli	Cowpea/Alasande	RF	221	10	31.51				
129	Hasan	Chanrayapatna	NUGGEHALLI	Hobli	Cowpea/Alasande	RF	393	10	183.59				
130	Hasan	Chanrayapatna	SHRAVANABELAGOLA	Hobli	Cowpea/Alasande	RF	354	10	0.00				
131	Hasan	Chanrayapatna	DANDIGANAHALLI	Hobli	Green Gram (Moong Bean/ Moong)	RF	80			Taluk Level	17	34.08	
132	Hasan	Chanrayapatna	KASABA	Hobli	Green Gram (Moong Bean/ Moong)	RF	50			Taluk Level	17	34.08	
133	Hasan	Chanrayapatna	BAGURU	Hobli	Horse Gram (kulthi/kultha)	RF	10	10	775.12				
134	Hasan	Chanrayapatna	DANDIGANAHALLI	Hobli	Horse Gram (kulthi/kultha)	RF	30	10	568.42				
135	Hasan	Chanrayapatna	HIREESAVE	Hobli	Horse Gram (kulthi/kultha)	RF	15			Taluk Level	28	591.57	
136	Hasan	Chanrayapatna	BAGURU	Hobli	Maize (Makka)	RF	2031	10	8042.58				
137	Hasan	Chanrayapatna	DANDIGANAHALLI	Hobli	Maize (Makka)	RF	1902			Taluk Level	59	5764.86	
138	Hasan	Chanrayapatna	HIREESAVE	Hobli	Maize (Makka)	RF	91	10	4136.31				

**Government of Karnataka**  
**Directorate of Economics and Statistics**  
**Hobli Level Average Yield data for Kharif season 2017-18**

S.N	District	Taluk	Insurance Unit (hobli/ GP)	GP/HOBLI	Crop	IRR_RF	Area_Sown_Ha	No_CCE_Conducted	Average Yield(Kg/Ha)	Name_Of_Higher_Level	No_cce Conducted_Higher	Higher average Yield(Kg/Ha)	Synthetic Yield
139	Hasan	Chanrayapatna	KASABA	Hobli	Maize (Makka)	RF	2008	10	3651.72				
140	Hasan	Chanrayapatna	NUGGEHALLI	Hobli	Maize (Makka)	RF	405	10	5565.12				
141	Hasan	Chanrayapatna	SHRAVANABELAGOL A	Hobli	Maize (Makka)	RF	455	10	7016.16				
142	Hasan	Chanrayapatna	BAGURU	Hobli	PADDY	IRR	0			District Level	362	5149.65	
143	Hasan	Chanrayapatna	DANDIGANAHALLI	Hobli	PADDY	IRR	0			District Level	362	5149.65	
144	Hasan	Chanrayapatna	HIREESAVE	Hobli	PADDY	IRR	0			District Level	362	5149.65	
145	Hasan	Chanrayapatna	KASABA	Hobli	PADDY	IRR	0			District Level	362	5149.65	
146	Hasan	Chanrayapatna	NUGGEHALLI	Hobli	PADDY	IRR	0			District Level	362	5149.65	
147	Hasan	Chanrayapatna	SHRAVANABELAGOL A	Hobli	PADDY	IRR	0			District Level	362	5149.65	
148	Hasan	Chanrayapatna	BAGURU	Hobli	Potato	IRR	708	10	12828.48				
149	Hasan	Chanrayapatna	DANDIGANAHALLI	Hobli	Potato	IRR	840	10	12976.00				
150	Hasan	Chanrayapatna	HIREESAVE	Hobli	Potato	IRR	0			Taluk Level	41	12605.39	
151	Hasan	Chanrayapatna	KASABA	Hobli	Potato	IRR	89	10	13644.00				
152	Hasan	Chanrayapatna	NUGGEHALLI	Hobli	Potato	IRR	23	10	11198.00				
153	Hasan	Chanrayapatna	SHRAVANABELAGOL A	Hobli	Potato	IRR	2			Taluk Level	41	12605.39	
154	Hasan	Chanrayapatna	BAGURU	Hobli	RAGI	IRR	304			Taluk Level	32	4207.92	
155	Hasan	Chanrayapatna	DANDIGANAHALLI	Hobli	RAGI	IRR	304	10	3923.78				
156	Hasan	Chanrayapatna	KASABA	Hobli	RAGI	IRR	202	10	4299.87				

**Government of Karnataka**  
**Directorate of Economics and Statistics**  
**Hobli Level Average Yield data for Kharif season 2017-18**

S.N	District	Taluk	Insurance Unit (hobli/ GP)	GP/HOBLI	Crop	IRR_RF	Area_Sown_Ha	No_CCE_Conducted	Average Yield(Kg/Ha)	Name_Of_Higher_Level	No_cce Conducted_Higher	Higher average Yield(Kg/Ha)	Synthetic Yield
157	Hasan	Chanrayapatna	NUGGEHALLI	Hobli	RAGI	IRR	283			Taluk Level	32	4207.92	
158	Hasan	Chanrayapatna	SHRAVANABELAGOLA	Hobli	RAGI	IRR	405			Taluk Level	32	4207.92	
159	Hasan	Chanrayapatna	BAGURU	Hobli	Sesame (Gingelly/Til)/Sesamu	RF	10	10	23.92				
160	Hasan	Chanrayapatna	DANDIGANAHALLI	Hobli	Sesame (Gingelly/Til)/Sesamu	RF	10	10	125.49				
161	Hasan	Chanrayapatna	NUGGEHALLI	Hobli	Sesame (Gingelly/Til)/Sesamu	RF	5	10	172.42				
162	Hasan	Chanrayapatna	DANDIGANAHALLI(H)	Hobli	Sugarcane(Irrigated)	IRR						120190.57	
163	Hasan	Chanrayapatna	KASABA(H)	Hobli	Sugarcane(Irrigated)	IRR						120190.57	
164	Hasan	Hassan	DUDDA	Hobli	Castor (Rehri, Rendi, Arandi)	RF	0			Taluk Level	24	590.49	
165	Hasan	Hassan	KASABA	Hobli	Castor (Rehri, Rendi, Arandi)	RF	2			Taluk Level	24	590.49	
166	Hasan	Hassan	KATTAYA	Hobli	Castor (Rehri, Rendi, Arandi)	RF	120			Taluk Level	24	590.49	
167	Hasan	Hassan	SALAGAME	Hobli	Castor (Rehri, Rendi, Arandi)	RF	5			Taluk Level	24	590.49	
168	Hasan	Hassan	SHANTIGRAMA	Hobli	Castor (Rehri, Rendi, Arandi)	RF	5	10	628.31				
169	Hasan	Hassan	KASABA	Hobli	Cowpea/Alasande	RF	75	10	136.94				
170	Hasan	Hassan	KATTAYA	Hobli	Cowpea/Alasande	RF	140	10	204.44				
171	Hasan	Hassan	KATTAYA	Hobli	GROUNDNUT	RF	100			Taluk Level	4	872.90	
172	Hasan	Hassan	DUDDA	Hobli	Horse Gram (kulthi/kultha)	RF	0			District Level	114	574.47	
173	Hasan	Hassan	KASABA	Hobli	Horse Gram (kulthi/kultha)	RF	0			District Level	114	574.47	



**Government of Karnataka**  
**Directorate of Economics and Statistics**  
**Hobli Level Average Yield data for Kharif season 2017-18**

S.N	District	Taluk	Insurance Unit (hobli/ GP)	GP/HOBLI	Crop	IRR_RF	Area_Sown_Ha	No_CCE_Conducted	Average Yield(Kg/Ha)	Name_Of_Higher_Level	No_cce Conducted_Higher	Higher average Yield(Kg/Ha)	Synthetic Yield
174	Hasan	Hassan	SALAGAME	Hobli	Horse Gram (kulthi/kultha)	RF	0			District Level	114	574.47	
175	Hasan	Hassan	SHANTIGRAMA	Hobli	Horse Gram (kulthi/kultha)	RF	0			District Level	114	574.47	
176	Hasan	Hassan	DUDDA	Hobli	PADDY	IRR	5			Taluk Level	22	5541.75	
177	Hasan	Hassan	KASABA	Hobli	PADDY	IRR	50			Taluk Level	22	5541.75	
178	Hasan	Hassan	KATTAYA	Hobli	PADDY	IRR	260	10	6151.67				
179	Hasan	Hassan	SALAGAME	Hobli	PADDY	IRR	0			Taluk Level	22	5541.75	
180	Hasan	Hassan	SHANTIGRAMA	Hobli	PADDY	IRR	1			Taluk Level	22	5541.75	
181	Hasan	Hassan	DUDDA	Hobli	Potato	IRR	483	10	11939.20				
182	Hasan	Hassan	DUDDA	Hobli	Potato	RF	1418	10	8186.00				
183	Hasan	Hassan	KASABA	Hobli	Potato	IRR	317	10	12020.00				
184	Hasan	Hassan	KASABA	Hobli	Potato	RF	384	10	9524.00				
185	Hasan	Hassan	KATTAYA	Hobli	Potato	IRR	183	10	13770.00				
186	Hasan	Hassan	KATTAYA	Hobli	Potato	RF	503	10	9518.00				
187	Hasan	Hassan	SALAGAME	Hobli	Potato	IRR	308	10	14338.80				
188	Hasan	Hassan	SALAGAME	Hobli	Potato	RF	937	10	8587.60				
189	Hasan	Hassan	SHANTIGRAMA	Hobli	Potato	IRR	563	10	9864.40				
190	Hasan	Hassan	SHANTIGRAMA	Hobli	Potato	RF	1105	10	8761.80				
191	Hasan	Hassan	DUDDA	Hobli	RAGI	RF	1841	10	2749.05				

SV

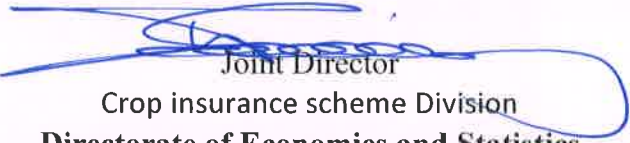
**Government of Karnataka**  
**Directorate of Economics and Statistics**  
**Hobli Level Average Yield data for Kharif season 2017-18**

S.N	District	Taluk	Insurance Unit (hobli/ GP)	GP/HOBLI	Crop	IRR_RF	Area_Sown_Ha	No_CCE_Conducted	Average Yield(Kg/Ha)	Name_Of_Higher_Level	No_cce Conducted_Higher	Higher average Yield(Kg/Ha)	Synthetic Yield
192	Hasan	Hassan	KASABA	Hobli	RAGI	RF	1136	10	2347.28				
193	Hasan	Hassan	KATTAYA	Hobli	RAGI	IRR	23	10	2637.61				
194	Hasan	Hassan	KATTAYA	Hobli	RAGI	RF	906			Taluk Level	49	2965.40	
195	Hasan	Hassan	SALAGAME	Hobli	RAGI	IRR	36	10	2889.80				
196	Hasan	Hassan	SALAGAME	Hobli	RAGI	RF	1592	10	3196.74				
197	Hasan	Hassan	SHANTIGRAMA	Hobli	RAGI	RF	1970	10	3547.64				
198	Hasan	Holenarasipura	KASABA	Hobli	Castor (Rehri, Rendi, Arandi)	RF	3			Taluk Level	3	96.24	
199	Hasan	Holenarasipura	HALEKOTE	Hobli	Cowpea/Alasande	RF	400			Taluk Level	26	101.84	
200	Hasan	Holenarasipura	HALLIMAISURU	Hobli	Cowpea/Alasande	RF	920	10	48.93				
201	Hasan	Holenarasipura	KASABA	Hobli	Cowpea/Alasande	RF	750			Taluk Level	26	101.84	
202	Hasan	Holenarasipura	HALEKOTE	Hobli	Horse Gram (kulthi/kultha)	RF	522			Taluk Level	26	508.65	
203	Hasan	Holenarasipura	HALLIMAISURU	Hobli	Horse Gram (kulthi/kultha)	RF	897			Taluk Level	26	508.65	
204	Hasan	Holenarasipura	KASABA	Hobli	Horse Gram (kulthi/kultha)	RF	722	10	560.84				
205	Hasan	Holenarasipura	HALEKOTE	Hobli	Maize (Makka)	IRR	450	10	6405.65				
206	Hasan	Holenarasipura	HALEKOTE	Hobli	Maize (Makka)	RF	2201	10	4875.25				
207	Hasan	Holenarasipura	HALLIMAISURU	Hobli	Maize (Makka)	IRR	425	10	6448.40				
208	Hasan	Holenarasipura	HALLIMAISURU	Hobli	Maize (Makka)	RF	1880	10	3561.34				
209	Hasan	Holenarasipura	KASABA	Hobli	Maize (Makka)	IRR	850	10	5713.59				

(9/5)

**Government of Karnataka**  
**Directorate of Economics and Statistics**  
**Hobli Level Average Yield data for Kharif season 2017-18**

S.N	District	Taluk	Insurance Unit (hobli/ GP)	GP/HOBLI	Crop	IRR_RF	Area_Sown_Ha	No_CCE_Conducted	Average Yield(Kg/Ha)	Name_Of_Higher_Level	No_cce Conducted_Higher	Higher average Yield(Kg/Ha)	Synthetic Yield
210	Hasan	Holenarasipura	KASABA	Hobli	Maize (Makka)	RF	2300	10	5034.82				
211	Hasan	Holenarasipura	HALEKOTE	Hobli	Potato	RF	371	10	7088.00				
212	Hasan	Holenarasipura	HALLIMAISURU	Hobli	Potato	RF	82	10	6487.20				
213	Hasan	Holenarasipura	KASABA	Hobli	Potato	RF	471	10	6454.00				
214	Hasan	Holenarasipura	HALEKOTE	Hobli	RAGI	IRR	265	10	2959.03				
215	Hasan	Holenarasipura	HALEKOTE	Hobli	Sesame (Gingelly/Til)/Sesamu	RF	70	10	443.72				
216	Hasan	Holenarasipura	HALLIMAISURU	Hobli	Sesame (Gingelly/Til)/Sesamu	RF	275			Taluk Level	18	264.72	
217	Hasan	Sakleshpura	BELAGODU	Hobli	PADDY	IRR	46	10	4431.73				
218	Hasan	Sakleshpura	HANUBALU	Hobli	PADDY	IRR	42	10	5525.87				
219	Hasan	Sakleshpura	HETTURU	Hobli	PADDY	IRR	23	10	4893.33				
220	Hasan	Sakleshpura	KASABA	Hobli	PADDY	IRR	64	10	4898.26				
221	Hasan	Sakleshpura	YASALURU	Hobli	PADDY	IRR	61	10	3547.69				

  
Joint Director  
Crop insurance scheme Division  
Directorate of Economics and Statistics





**Government of Karnataka**  
**Directorate of Economics and Statistics**  
**Hobli Level Average Yield data for Kharif season 2017-18**

S.N	District	Taluk	Insurance Unit (hobli/ GP)	GP/HOBLI	Crop	IRR_RF	Area_Sown_Ha	No_CCE_Conducted	Average Yield(Kg/Ha)	Name_Of_Higher_Level	No_cce Conducted_Higher	Higher average Yield(Kg/Ha)	Synthetic Yield
1	Haveri	Byadagi	BYADAGI	Hobli	Black Gram (urd bean)	RF	2			Taluk Level	2	340.08	
2	Haveri	Byadagi	BYADAGI	Hobli	Cabbage	NS	290			Taluk Level	8	38200.00	
3	Haveri	Byadagi	KAGINELLI	Hobli	Cabbage	NS	251			Taluk Level	8	38200.00	
4	Haveri	Byadagi	BYADAGI	Hobli	COTTON	RF	2636	10	565.41				
5	Haveri	Byadagi	KAGINELLI	Hobli	COTTON	IRR	373	10	732.18				
6	Haveri	Byadagi	KAGINELLI	Hobli	COTTON	RF	1923	10	509.88				
7	Haveri	Byadagi	BYADAGI	Hobli	Green Gram (Moong Bean/ Muong)	RF	6			Taluk Level	2	171.51	
8	Haveri	Byadagi	BYADAGI	Hobli	GROUNDNUT	RF	90	10	1608.20				
9	Haveri	Byadagi	BYADAGI	Hobli	Maize (Makka)	IRR	154	10	5587.39				
10	Haveri	Byadagi	KAGINELLI	Hobli	Maize (Makka)	IRR	1045	10	5852.01				
11	Haveri	Byadagi	KAGINELLI	Hobli	PADDY	IRR	283	10	4615.64				
12	Haveri	Byadagi	KAGINELLI	Hobli	PADDY	RF	73	10	1520.85				
13	Haveri	Byadagi	BYADAGI	Hobli	Save	RF	1			Taluk Level	4	1122.06	
14	Haveri	Byadagi	BYADAGI	Hobli	Sorghum (Jowar/Great Millet)	RF	17	10	1632.79				
15	Haveri	Byadagi	KAGINELLI	Hobli	Sorghum (Jowar/Great Millet)	RF	11	10	1912.90				
16	Haveri	Byadagi	BYADAGI	Hobli	Soybean (bhat)	RF	39	10	1179.26				
17	Haveri	Hangal	AKKIALURA	Hobli	COTTON	IRR	467	10	738.92				

**Government of Karnataka**  
**Directorate of Economics and Statistics**  
**Hobli Level Average Yield data for Kharif season 2017-18**

S.N	District	Taluk	Insurance Unit (hobli/ GP)	GP/HOBLI	Crop	IRR_RF	Area_Sown_Ha	No_CCE_Conducted	Average Yield(Kg/Ha)	Name_Of_Higher_Level	No_cce_Conducted_Higher	Higher average Yield(Kg/Ha)	SyntheticYield
18	Haveri	Hangal	AKKIALURA	Hobli	COTTON	RF	1750	10	664.53				
19	Haveri	Hangal	BAMMANALLI	Hobli	COTTON	IRR	73	10	659.86				
20	Haveri	Hangal	BAMMANALLI	Hobli	COTTON	RF	2643	10	578.80				
21	Haveri	Hangal	HANAGALLA	Hobli	COTTON	RF	56	10	617.83				
22	Haveri	Hangal	AKKIALURA	Hobli	GROUNDNUT	RF	10	10	2698.68				
23	Haveri	Hangal	BAMMANALLI	Hobli	GROUNDNUT	RF	720	10	1580.68				
24	Haveri	Hangal	AKKIALURA	Hobli	Maize (Makka)	IRR	2651	10	5365.53				
25	Haveri	Hangal	BAMMANALLI	Hobli	Maize (Makka)	IRR	2549	10	5588.41				
26	Haveri	Hangal	HANAGALLA	Hobli	Maize (Makka)	IRR	2843	10	5247.47				
27	Haveri	Hangal	AKKIALURA	Hobli	PADDY	RF	1202	10	1590.37				
28	Haveri	Hangal	BAMMANALLI	Hobli	PADDY	RF	675	10	916.59				
29	Haveri	Hangal	HANAGALLA	Hobli	PADDY	RF	2035	10	1462.42				
30	Haveri	Hangal	AKKIALURA	Hobli	RAGI	RF	1			Taluk Level	4	1640.23	
31	Haveri	Hangal	HANAGALLA	Hobli	RAGI	RF	1			Taluk Level	4	1640.23	
32	Haveri	Hangal	AKKIALURA	Hobli	Sorghum (Jowar/Great Millet)	RF	0			District Level	86	1461.28	
33	Haveri	Hangal	BAMMANALLI	Hobli	Sorghum (Jowar/Great Millet)	RF	0			District Level	86	1461.28	
34	Haveri	Hangal	AKKIALURA	Hobli	Soybean (bhat)	RF	348	10	1051.56				
35	Haveri	Hangal	BAMMANALLI	Hobli	Soybean (bhat)	RF	1195	10	1029.42				

**Government of Karnataka**  
**Directorate of Economics and Statistics**  
**Hobli Level Average Yield data for Kharif season 2017-18**

S.N	District	Taluk	Insurance Unit (hobli/ GP)	GP/HOBLI	Crop	IRR_RF	Area_Sown_Ha	No_CCE_Conducted	Average Yield(Kg/Ha)	Name_Of_Higher_Level	No_cce Conducted_Higher	Higher average Yield(Kg/Ha)	Synthetic Yield
36	Haveri	Hangal	HANAGALLA	Hobli	Soybean (bhat)	RF	56	10	891.06				
37	Haveri	Haveri	GUTTALA	Hobli	COTTON	IRR	1204	10	466.37				
38	Haveri	Haveri	GUTTALA	Hobli	COTTON	RF	1950	10	517.75				
39	Haveri	Haveri	HAVERI	Hobli	COTTON	IRR	456	10	627.84				
40	Haveri	Haveri	HAVERI	Hobli	COTTON	RF	4467	10	459.70				
41	Haveri	Haveri	KARAJAGI	Hobli	COTTON	IRR	598	10	497.07				
42	Haveri	Haveri	KARAJAGI	Hobli	COTTON	RF	4961	10	459.70				
43	Haveri	Haveri	GUTTALA	Hobli	Green Gram (Moong Bean/ Moong)	RF	0			Taluk Level	2	259.17	
44	Haveri	Haveri	HAVERI	Hobli	Green Gram (Moong Bean/ Moong)	RF	2			Taluk Level	2	259.17	
45	Haveri	Haveri	KARAJAGI	Hobli	Green Gram (Moong Bean/ Moong)	RF	0			Taluk Level	2	259.17	
46	Haveri	Haveri	GUTTALA	Hobli	GROUNDNUT	IRR	22			Taluk Level	8	1491.38	
47	Haveri	Haveri	GUTTALA	Hobli	GROUNDNUT	RF	1296	10	1049.20				
48	Haveri	Haveri	HAVERI	Hobli	GROUNDNUT	RF	607	10	2463.04				
49	Haveri	Haveri	KARAJAGI	Hobli	GROUNDNUT	RF	707	10	1536.48				
50	Haveri	Haveri	GUTTALA	Hobli	Maize (Makka)	IRR	4188	10	4568.64				
51	Haveri	Haveri	HAVERI	Hobli	Maize (Makka)	IRR	398	10	5613.85				



**Government of Karnataka**  
**Directorate of Economics and Statistics**  
**Hobli Level Average Yield data for Kharif season 2017-18**

S.N	District	Taluk	Insurance Unit (hobli/ GP)	GP/HOBLI	Crop	IRR_RF	Area_Sown_Ha	No_CCE_Conducted	Average Yield(Kg/Ha)	Name_Of_Higher_Level	No_cce Conducted_Higher	Higher average Yield(Kg/Ha)	Synthetic Yield
52	Haveri	Haveri	KARAJAGI	Hobli	Maize (Makka)	IRR	1290	10	4520.80				
53	Haveri	Haveri	GUTTALA	Hobli	Navane	RF	2			District Level	12	541.66	
54	Haveri	Haveri	GUTTALA	Hobli	Onion	IRR	249	10	9959.00				
55	Haveri	Haveri	GUTTALA	Hobli	Onion	RF	2			Taluk Level	4	6130.00	
56	Haveri	Haveri	KARAJAGI	Hobli	Onion	IRR	199	10	5621.71				
57	Haveri	Haveri	KARAJAGI	Hobli	Onion	RF	7			Taluk Level	4	6130.00	
58	Haveri	Haveri	GUTTALA	Hobli	PADDY	IRR	372	10	4641.31				
59	Haveri	Haveri	GUTTALA	Hobli	Pigeon pea (red gram/arhar/tur)	RF	58	10	957.69				
60	Haveri	Haveri	Haveri	Hobli	Pigeon pea (red gram/arhar/tur)	RF	85	10	336.64				
61	Haveri	Haveri	KARAJAGI	Hobli	Pigeon pea (red gram/arhar/tur)	RF	117	10	139.38				
62	Haveri	Haveri	GUTTALA	Hobli	Save	RF	0			District Level	36	2270.77	
63	Haveri	Haveri	GUTTALA	Hobli	Sorghum (Jowar/Great Millet)	IRR	7			Taluk Level	2	1835.30	
64	Haveri	Haveri	GUTTALA	Hobli	Sorghum (Jowar/Great Millet)	RF	6			Taluk Level	8	2226.96	
65	Haveri	Haveri	Haveri	Hobli	Sorghum (Jowar/Great Millet)	RF	10			Taluk Level	8	2226.96	
66	Haveri	Haveri	KARAJAGI	Hobli	Sorghum (Jowar/Great Millet)	RF	22			Taluk Level	8	2226.96	
67	Haveri	Haveri	GUTTALA	Hobli	Soybean (bhat)	RF	79	10	1595.79				

**Government of Karnataka**  
**Directorate of Economics and Statistics**  
**Hobli Level Average Yield data for Kharif season 2017-18**

S.N	District	Taluk	Insurance Unit (hobli/ GP)	GP/HOBLI	Crop	IRR_RF	Area_Sown_Ha	No_CCE_Conducted	Average Yield(Kg/Ha)	Name_Of_Higher_Level	No_cce Conducted_Higher	Higher average Yield(Kg/Ha)	Synthetic Yield
68	Haveri	Haveri	HAVERI	Hobli	Soybean (bhat)	RF	1053	10	1719.39				
69	Haveri	Haveri	KARAJAGI	Hobli	Soybean (bhat)	RF	65	10	1106.90				
70	Haveri	Haveri	KARAJAGI	Hobli	SUNFLOWER	RF	0			District Level	10	1333.88	
71	Haveri	Haveri	GUTTALA	Hobli	Tomato	NS	51	10	9600.80				
72	Haveri	Hirekerur	HIREKERURA	Hobli	Cabbage	NS	126			Taluk Level	6	29366.67	
73	Haveri	Hirekerur	HANSABHAVI	Hobli	COTTON	IRR	251	10	699.89				
74	Haveri	Hirekerur	HANSABHAVI	Hobli	COTTON	RF	3791	10	593.48				
75	Haveri	Hirekerur	HIREKERURA	Hobli	COTTON	IRR	241	10	669.54				
76	Haveri	Hirekerur	HIREKERURA	Hobli	COTTON	RF	5638	10	569.45				
77	Haveri	Hirekerur	RATTEEHALLI	Hobli	COTTON	IRR	762	10	678.21				
78	Haveri	Hirekerur	RATTEEHALLI	Hobli	COTTON	RF	4294	10	458.43				
79	Haveri	Hirekerur	HIREKERURA	Hobli	GROUNDNUT	RF	4			Taluk Level	14	1678.54	
80	Haveri	Hirekerur	RATTEEHALLI	Hobli	GROUNDNUT	RF	311	10	1855.45				
81	Haveri	Hirekerur	HANSABHAVI	Hobli	Maize (Makka)	IRR	343	10	5544.65				
82	Haveri	Hirekerur	HIREKERURA	Hobli	Maize (Makka)	IRR	112	10	6029.09				
83	Haveri	Hirekerur	RATTEEHALLI	Hobli	Maize (Makka)	IRR	1785	10	5330.92				
84	Haveri	Hirekerur	HANSABHAVI	Hobli	PADDY	IRR	400	10	3702.04				
85	Haveri	Hirekerur	HANSABHAVI	Hobli	PADDY	RF	70	10	1852.26				

**Government of Karnataka**  
**Directorate of Economics and Statistics**  
**Hobli Level Average Yield data for Kharif season 2017-18**

S.N	District	Taluk	Insurance Unit (hobli/ GP)	GP/HOBLI	Crop	IRR_RF	Area_Sown_Ha	No_CCE_Conducted	Average Yield(Kg/Ha)	Name_Of_Higher_Level	No_cce Conducted_Higher	Higher average Yield(Kg/Ha)	Synthetic Yield
86	Haveri	Hirekerur	HIREKERURA	Hobli	PADDY	IRR	105	10	4500.62				
87	Haveri	Hirekerur	HIREKERURA	Hobli	PADDY	RF	0			Taluk Level	10	1852.26	
88	Haveri	Hirekerur	RATTEEHALLI	Hobli	PADDY	IRR	480	10	4439.82				
89	Haveri	Hirekerur	RATTEEHALLI	Hobli	PADDY	RF	0			Taluk Level	10	1852.26	
90	Haveri	Hirekerur	HANSABHAVI	Hobli	Pigeon pea (red gram/arhar/tur)	RF	26			Taluk Level	20	1220.08	
91	Haveri	Hirekerur	HIREKERURA	Hobli	Pigeon pea (red gram/arhar/tur)	RF	25	10	1053.33				
92	Haveri	Hirekerur	RATTEEHALLI	Hobli	Pigeon pea (red gram/arhar/tur)	RF	123	10	1386.82				
93	Haveri	Hirekerur	HANSABHAVI	Hobli	RAGI	RF	15	10	1718.11				
94	Haveri	Hirekerur	HIREKERURA	Hobli	RAGI	RF	14			Taluk Level	18	1511.97	
95	Haveri	Hirekerur	RATTEEHALLI	Hobli	RAGI	RF	8			Taluk Level	18	1511.97	
96	Haveri	Hirekerur	HANSABHAVI	Hobli	Sorghum (Jowar/Great Millet)	RF	0			Taluk Level	10	1145.92	
97	Haveri	Hirekerur	HIREKERURA	Hobli	Sorghum (Jowar/Great Millet)	RF	0			Taluk Level	10	1145.92	
98	Haveri	Hirekerur	RATTEEHALLI	Hobli	Sorghum (Jowar/Great Millet)	RF	80	10	1145.92				
99	Haveri	Hirekerur	HANSABHAVI	Hobli	Tomato	NS	134	10	4020.00				
100	Haveri	Hirekerur	HIREKERURA	Hobli	Tomato	NS	287	10	18045.80				
101	Haveri	Hirekerur	RATTEEHALLI	Hobli	Tomato	NS	129	10	9702.00				

**Government of Karnataka**  
**Directorate of Economics and Statistics**  
**Hobli Level Average Yield data for Kharif season 2017-18**

S.N	District	Taluk	Insurance Unit (hobli/ GP)	GP/HOBLI	Crop	IRR_RF	Area_Sown_Ha	No_CCE_Conducted	Average Yield(Kg/Ha)	Name_Of_Higher_Level	No_cce_Conducted_Higher	Higher average Yield(Kg/Ha)	SyntheticYield
102	Haveri	Ranebennur	KUPPELURA	Hobli	COTTON	IRR	205	10	560.78				
103	Haveri	Ranebennur	KUPPELURA	Hobli	COTTON	RF	1595	10	304.91				
104	Haveri	Ranebennur	MEDLERI	Hobli	COTTON	IRR	54			Taluk Level	19	494.60	
105	Haveri	Ranebennur	MEDLERI	Hobli	COTTON	RF	81			Taluk Level	22	423.39	
106	Haveri	Ranebennur	RANEENNURA	Hobli	COTTON	IRR	50			Taluk Level	19	494.60	
107	Haveri	Ranebennur	RANEENNURA	Hobli	COTTON	RF	3462	10	606.94				
108	Haveri	Ranebennur	KUPPELURA	Hobli	Green Gram (Moong Bean/ Moong)	RF	11			Taluk Level	10	187.25	
109	Haveri	Ranebennur	RANEENNURA	Hobli	Green Gram (Moong Bean/ Moong)	RF	9			Taluk Level	10	187.25	
110	Haveri	Ranebennur	KUPPELURA	Hobli	GROUNDNUT	RF	15			Taluk Level	25	1523.98	
111	Haveri	Ranebennur	MEDLERI	Hobli	GROUNDNUT	RF	476	10	1363.68				
112	Haveri	Ranebennur	RANEENNURA	Hobli	GROUNDNUT	RF	100			Taluk Level	25	1523.98	
113	Haveri	Ranebennur	KUPPELURA	Hobli	Maize (Makka)	IRR	1182	10	6291.67				
114	Haveri	Ranebennur	MEDLERI	Hobli	Maize (Makka)	IRR	1285	10	3630.89				
115	Haveri	Ranebennur	RANEENNURA	Hobli	Maize (Makka)	IRR	499	10	5320.24				
116	Haveri	Ranebennur	MEDLERI	Hobli	Navane	RF	12			Taluk Level	12	541.66	
117	Haveri	Ranebennur	RANEENNURA	Hobli	Navane	RF	126	10	612.98				
118	Haveri	Ranebennur	KUPPELURA	Hobli	Onion	IRR	254			Taluk Level	28	7856.62	

**Government of Karnataka**  
**Directorate of Economics and Statistics**  
**Hobli Level Average Yield data for Kharif season 2017-18**

S.N	District	Taluk	Insurance Unit (hobli/ GP)	GP/HOBLI	Crop	IRR_RF	Area_Sown_Ha	No_CCE_Conducted	Average Yield(Kg/Ha)	Name_Of_Higher_Level	No_cce Conducted_Higher	Higher average Yield(Kg/Ha)	Synthetic Yield
119	Haveri	Ranebennur	KUPPELURA	Hobli	Onion	RF	1482	10	6920.19				
120	Haveri	Ranebennur	MEDLERI	Hobli	Onion	IRR	335	10	7877.71				
121	Haveri	Ranebennur	MEDLERI	Hobli	Onion	RF	642	10	10690.23				
122	Haveri	Ranebennur	RANEBENNURA	Hobli	Onion	IRR	536	10	7392.82				
123	Haveri	Ranebennur	RANEBENNURA	Hobli	Onion	RF	1927	10	7601.45				
124	Haveri	Ranebennur	KUPPELURA	Hobli	PADDY	IRR	2053	10	5277.21				
125	Haveri	Ranebennur	MEDLERI	Hobli	PADDY	IRR	2229	10	5025.91				
126	Haveri	Ranebennur	RANEBENNURA	Hobli	PADDY	IRR	9			Taluk Level	22	5061.16	
127	Haveri	Ranebennur	KUPPELURA	Hobli	Pigeon pea (red gram/arhar/tur)	RF	35	10	663.61				
128	Haveri	Ranebennur	MEDLERI	Hobli	Pigeon pea (red gram/arhar/tur)	RF	77	10	2957.70				
129	Haveri	Ranebennur	RANEBENNURA	Hobli	Pigeon pea (red gram/arhar/tur)	RF	82	10	1695.05				
130	Haveri	Ranebennur	RANEBENNURA	Hobli	Save	RF	8			District Level	36	2270.77	
131	Haveri	Ranebennur	KUPPELURA	Hobli	Sorghum (Jowar/Great Millet)	RF	4			Taluk Level	10	923.60	
132	Haveri	Ranebennur	MEDLERI	Hobli	Sorghum (Jowar/Great Millet)	IRR	0			Taluk Level	2	934.33	
133	Haveri	Ranebennur	MEDLERI	Hobli	Sorghum (Jowar/Great Millet)	RF	0			Taluk Level	10	923.60	
134	Haveri	Ranebennur	RANEBENNURA	Hobli	Sorghum (Jowar/Great Millet)	IRR	3			Taluk Level	2	934.33	

**Government of Karnataka**  
**Directorate of Economics and Statistics**  
**Hobli Level Average Yield data for Kharif season 2017-18**

S.N	District	Taluk	Insurance Unit (hobli/ GP)	GP/HOBLI	Crop	IRR_RF	Area_Sown_Ha	No_CCE_Conducted	Average Yield(Kg/Ha)	Name_Of_Higher_Level	No_cce_Conducted_Higher	Higher average Yield(Kg/Ha)	Synthetic Yield
135	Haveri	Ranebennur	RANEENNURA	Hobli	Sorghum (Jowar/Great Millet)	RF	28			Taluk Level	10	923.60	
136	Haveri	Ranebennur	RANEENNURA	Hobli	Soybean (bhat)	RF	3			Taluk Level	2	1106.91	
137	Haveri	Ranebennur	KUPPELURA(H)	Hobli	Sugarcane(Irrigated)	IRR			91480.00				
138	Haveri	Ranebennur	KUPPELURA	Hobli	SUNFLOWER	RF	0			Taluk Level	10	1333.88	
139	Haveri	Ranebennur	MEDLERI	Hobli	SUNFLOWER	RF	1			Taluk Level	10	1333.88	
140	Haveri	Ranebennur	RANEENNURA	Hobli	SUNFLOWER	RF	70	10	1333.88				
141	Haveri	Ranebennur	KUPPELURA	Hobli	Tomato	NS	63			Taluk Level	20	9043.00	
142	Haveri	Ranebennur	MEDLERI	Hobli	Tomato	NS	72	10	8588.00				
143	Haveri	Ranebennur	RANEENNURA	Hobli	Tomato	NS	141	10	9498.00				
144	Haveri	Savanur	HATTIMATTURA	Hobli	COTTON	IRR	523	10	433.75				
145	Haveri	Savanur	HATTIMATTURA	Hobli	COTTON	RF	6494	10	338.98				
146	Haveri	Savanur	SAVANURA	Hobli	COTTON	IRR	6	10	403.99				
147	Haveri	Savanur	SAVANURA	Hobli	COTTON	RF	10452	10	352.67				
148	Haveri	Savanur	HATTIMATTURA	Hobli	Cowpea/Alasande	RF	15			Taluk Level	2	219.59	
149	Haveri	Savanur	HATTIMATTURA	Hobli	Green Gram (Moong Bean/ Moong)	RF	275	10	291.37				
150	Haveri	Savanur	SAVANURA	Hobli	Green Gram (Moong Bean/ Moong)	RF	250	10	384.18				
151	Haveri	Savanur	HATTIMATTURA	Hobli	GROUNDNUT	IRR	366	10	1589.10				

**Government of Karnataka**  
**Directorate of Economics and Statistics**  
**Hobli Level Average Yield data for Kharif season 2017-18**

S.N	District	Taluk	Insurance Unit (hobli/ GP)	GP/HOBLI	Crop	IRR_RF	Area_Sown_Ha	No_CCE_Conducted	Average Yield(Kg/Ha)	Name_Of_Higher_Level	No_cce_Conducted_Higher	Higher average Yield(Kg/Ha)	Synthetic Yield
152	Haveri	Savanur	HATTIMATTURA	Hobli	Maize (Makka)	IRR	817	10	3683.31				
153	Haveri	Savanur	SAVANURA	Hobli	Maize (Makka)	IRR	96	10	4769.58				
154	Haveri	Savanur	HATTIMATTURA	Hobli	Onion	IRR	46	10	15921.60				
155	Haveri	Savanur	HATTIMATTURA	Hobli	Pigeon pea (red gram/arhar/tur)	RF	255	10	1160.03				
156	Haveri	Savanur	SAVANURA	Hobli	Pigeon pea (red gram/arhar/tur)	RF	162	10	979.61				
157	Haveri	Savanur	HATTIMATTURA	Hobli	Red Chillies	IRR	51	10	1015.26				
158	Haveri	Savanur	HATTIMATTURA	Hobli	Red Chillies	RF	503	10	660.34				
159	Haveri	Savanur	HATTIMATTURA	Hobli	Save	RF	37			Taluk Level	12	2223.36	
160	Haveri	Savanur	SAVANURA	Hobli	Save	RF	98			Taluk Level	12	2223.36	
161	Haveri	Savanur	HATTIMATTURA	Hobli	Sesame (Gingelly/Til)/Sesamu	RF	7			State Level	1370	945.65	
162	Haveri	Savanur	HATTIMATTURA	Hobli	Sorghum (Jowar/Great Millet)	RF	13			Taluk Level	14	1329.21	
163	Haveri	Savanur	SAVANURA	Hobli	Sorghum (Jowar/Great Millet)	RF	133	10	1398.59				
164	Haveri	Savanur	HATTIMATTURA	Hobli	Soybean (bhat)	RF	75	10	615.26				
165	Haveri	Savanur	SAVANURA	Hobli	Soybean (bhat)	RF	512	10	810.81				
166	Haveri	Savanur	HATTIMATTURA	Hobli	SUNFLOWER	RF	0			District Level	10	1333.88	
167	Haveri	Shiggaon	BANKAPURA	Hobli	COTTON	RF	2484	10	558.08				
168	Haveri	Shiggaon	DUNDASHI	Hobli	COTTON	RF	419	10	462.03				




**Government of Karnataka**  
**Directorate of Economics and Statistics**  
**Hobli Level Average Yield data for Kharif season 2017-18**

S.N	District	Taluk	Insurance Unit (hobli/ GP)	GP/HOBLI	Crop	IRR_RF	Area_Sown_Ha	No_CCE_Conducted	Average Yield(Kg/Ha)	Name_Of_Higher_Level	No_cce_Conducted_Higher	Higher average Yield(Kg/Ha)	Synthetic Yield
169	Haveri	Shiggaon	SHIGGANVA	Hobli	COTTON	RF	5064	10	463.50				
170	Haveri	Shiggaon	BANKAPURA	Hobli	Green Gram (Moong Bean/ Moong)	RF	12			Taluk Level	15	438.30	
171	Haveri	Shiggaon	SHIGGANVA	Hobli	Green Gram (Moong Bean/ Moong)	RF	20			Taluk Level	15	438.30	
172	Haveri	Shiggaon	BANKAPURA	Hobli	GROUNDNUT	RF	1572	10	1314.08				
173	Haveri	Shiggaon	DUNDASHI	Hobli	GROUNDNUT	RF	111	10	1414.70				
174	Haveri	Shiggaon	SHIGGANVA	Hobli	GROUNDNUT	RF	4236	10	1195.40				
175	Haveri	Shiggaon	BANKAPURA	Hobli	Maize (Makka)	IRR	16	10	4718.24				
176	Haveri	Shiggaon	BANKAPURA	Hobli	PADDY	IRR	36	10	838.60				
177	Haveri	Shiggaon	BANKAPURA	Hobli	PADDY	RF	79	10	688.29				
178	Haveri	Shiggaon	DUNDASHI	Hobli	PADDY	IRR	350	10	1963.10				
179	Haveri	Shiggaon	DUNDASHI	Hobli	PADDY	RF	2819	10	812.86				
180	Haveri	Shiggaon	SHIGGANVA	Hobli	PADDY	IRR	225	10	3140.08				
181	Haveri	Shiggaon	SHIGGANVA	Hobli	PADDY	RF	1598	10	1282.74				
182	Haveri	Shiggaon	DUNDASHI	Hobli	Pigeon pea (red gram/arhar/tur)	RF	12	10	415.00				
183	Haveri	Shiggaon	SHIGGANVA	Hobli	Pigeon pea (red gram/arhar/tur)	RF	73	10	992.35				
184	Haveri	Shiggaon	SHIGGANVA	Hobli	RAGI	RF	67	10	845.63				

**Government of Karnataka**  
**Directorate of Economics and Statistics**  
**Hobli Level Average Yield data for Kharif season 2017-18**

S.N	District	Taluk	Insurance Unit (hobli/ GP)	GP/HOBLI	Crop	IRR_RF	Area_Sown_Ha	No_CCE_Conducted	Average Yield(Kg/Ha)	Name_Of_Higher_Level	No_cce_Conducted_Higher	Higher average Yield(Kg/Ha)	Synthetic Yield
185	Haveri	Shiggaon	SHIGGANVA	Hobli	Red Chillies	RF	1183	10	531.53				
186	Haveri	Shiggaon	BANKAPURA	Hobli	Save	RF	1			Taluk Level	20	2528.95	
187	Haveri	Shiggaon	DUNDASHI	Hobli	Save	RF	251	10	2699.79				
188	Haveri	Shiggaon	SHIGGANVA	Hobli	Save	RF	251	10	2358.12				
189	Haveri	Shiggaon	BANKAPURA	Hobli	Sorghum (Jowar/Great Millet)	RF	2			Taluk Level	24	1378.88	
190	Haveri	Shiggaon	DUNDASHI	Hobli	Sorghum (Jowar/Great Millet)	RF	13	10	1212.17				
191	Haveri	Shiggaon	SHIGGANVA	Hobli	Sorghum (Jowar/Great Millet)	RF	32	10	1481.04				
192	Haveri	Shiggaon	BANKAPURA	Hobli	Soybean (bhat)	RF	1531	10	924.98				
193	Haveri	Shiggaon	DUNDASHI	Hobli	Soybean (bhat)	RF	497	10	592.09				
194	Haveri	Shiggaon	SHIGGANVA	Hobli	Soybean (bhat)	RF	1028	10	770.87				

  
Joint Director  
Crop insurance scheme Division  
Directorate of Economics and Statistics

**Government of Karnataka**  
**Directorate of Economics and Statistics**  
**Hobli Level Average Yield data for Kharif season 2017-18**

S.N	District	Taluk	Insurance Unit (hobli/ GP)	GP/HOBLI	Crop	IRR_RF	Area_Sown_Ha	No_CCE_Conducted	Average Yield(Kg/Ha)	Name_Of_Higher_Level	No_cce_Conducted_Higher	Higher average Yield(Kg/Ha)	Synthetic Yield
1	Kalaburgi	Afzalpur	AFAJALAPURA	Hobli	Black Gram (urd bean)	RF	435	10	523.89				
2	Kalaburgi	Afzalpur	ATANURA	Hobli	Black Gram (urd bean)	RF	460	10	419.71				
3	Kalaburgi	Afzalpur	KARAJAGI	Hobli	Black Gram (urd bean)	RF	404	10	322.33				
4	Kalaburgi	Afzalpur	AFAJALAPURA	Hobli	Brinjal	NS	0			State Level	211	9207.93	
5	Kalaburgi	Afzalpur	AFAJALAPURA	Hobli	COTTON	IRR	312	10	1184.28				
6	Kalaburgi	Afzalpur	AFAJALAPURA	Hobli	COTTON	RF	1238	10	809.31				
7	Kalaburgi	Afzalpur	ATANURA	Hobli	COTTON	RF	2410	10	777.29				
8	Kalaburgi	Afzalpur	KARAJAGI	Hobli	COTTON	IRR	270	10	1125.57				
9	Kalaburgi	Afzalpur	KARAJAGI	Hobli	COTTON	RF	1682			Taluk Level	21	767.92	
10	Kalaburgi	Afzalpur	AFAJALAPURA	Hobli	Green Gram (Moong Bean/ Moong)	RF	675	10	503.09				
11	Kalaburgi	Afzalpur	ATANURA	Hobli	Green Gram (Moong Bean/ Moong)	RF	653	10	302.92				
12	Kalaburgi	Afzalpur	KARAJAGI	Hobli	Green Gram (Moong Bean/ Moong)	RF	711	10	270.45				
13	Kalaburgi	Afzalpur	AFAJALAPURA	Hobli	Onion	IRR	10	10	12776.00				
14	Kalaburgi	Afzalpur	KARAJAGI	Hobli	Onion	IRR	7	10	13038.00				
15	Kalaburgi	Afzalpur	AFAJALAPURA	Hobli	Pearl Millet (Bajra/Bulrush Millet/Spiked Millet)	RF	320	10	2556.85				

**Government of Karnataka**  
**Directorate of Economics and Statistics**  
**Hobli Level Average Yield data for Kharif season 2017-18**

S.N	District	Taluk	Insurance Unit (hobli/ GP)	GP/HOBLI	Crop	IRR_RF	Area_Sown_Ha	No_CCE_Conducted	Average Yield(Kg/Ha)	Name_Of_Higher_Level	No_cce_Conducted_Higher	Higher average Yield(Kg/Ha)	Synthetic Yield
16	Kalaburgi	Afzalpur	ATANURA	Hobli	Pearl Millet (Bajra/Bulrush Millet/Spiked Millet)	RF	280	10	2312.81				
17	Kalaburgi	Afzalpur	KARAJAGI	Hobli	Pearl Millet (Bajra/Bulrush Millet/Spiked Millet)	RF	220	10	2001.53				
18	Kalaburgi	Afzalpur	AFAJALAPURA	Hobli	Red Chillies	IRR	6			Taluk Level	8	5303.52	
19	Kalaburgi	Afzalpur	ATANURA	Hobli	Sesame (Gingelly/Til)/Sesamu	RF	78	10	1663.23				
20	Kalaburgi	Afzalpur	AFAJALAPURA(H)	Hobli	Sugarcane(Irrigated)	IRR			45102.00				
21	Kalaburgi	Afzalpur	ATANURA(H)	Hobli	Sugarcane(Irrigated)	IRR			89000.00				
22	Kalaburgi	Afzalpur	KARAJAGI(H)	Hobli	Sugarcane(Irrigated)	IRR			40240.00				
23	Kalaburgi	Afzalpur	AFAJALAPURA	Hobli	SUNFLOWER	IRR	34	10	1092.66				
24	Kalaburgi	Afzalpur	AFAJALAPURA	Hobli	SUNFLOWER	RF	480	10	852.51				
25	Kalaburgi	Afzalpur	ATANURA	Hobli	SUNFLOWER	IRR	51	10	1156.95				
26	Kalaburgi	Afzalpur	ATANURA	Hobli	SUNFLOWER	RF	610			Taluk Level	28	1194.24	
27	Kalaburgi	Afzalpur	KARAJAGI	Hobli	SUNFLOWER	IRR	15	10	1313.12				
28	Kalaburgi	Afzalpur	KARAJAGI	Hobli	SUNFLOWER	RF	680	10	1163.67				
29	Kalaburgi	Afzalpur	AFAJALAPURA	Hobli	Tomato	NS	1			Taluk Level	1	26320.00	
30	Kalaburgi	Aland	ALANDA	Hobli	Black Gram (urd bean)	RF	1224	10	982.85				
31	Kalaburgi	Aland	KHAJURI	Hobli	Black Gram (urd bean)	RF	2893	10	923.97				
32	Kalaburgi	Aland	MADANAHIPPARAG A	Hobli	Black Gram (urd bean)	RF	1239	10	829.87				

**Government of Karnataka**  
**Directorate of Economics and Statistics**  
**Hobli Level Average Yield data for Kharif season 2017-18**

S.N	District	Taluk	Insurance Unit (hobli/ GP)	GP/HOBLI	Crop	IRR_RF	Area_Sown_Ha	No_CCE_Conducted	Average Yield(Kg/Ha)	Name_Of_Higher_Level	No_cce Conducted_Higher	Higher average Yield(Kg/Ha)	Synthetic Yield
33	Kalaburgi	Aland	NARONA	Hobli	Black Gram (urd bean)	RF	2070	10	999.46				
34	Kalaburgi	Aland	NIMBARGA	Hobli	Black Gram (urd bean)	RF	2534	10	699.47				
35	Kalaburgi	Aland	ALANDA	Hobli	Green Gram (Moong Bean/ Moong)	RF	1472	10	779.03				
36	Kalaburgi	Aland	KHAJURI	Hobli	Green Gram (Moong Bean/ Moong)	RF	2400	10	980.20				
37	Kalaburgi	Aland	MADANAHIPPARAG A	Hobli	Green Gram (Moong Bean/ Moong)	RF	3434	10	600.66				
38	Kalaburgi	Aland	NARONA	Hobli	Green Gram (Moong Bean/ Moong)	RF	2180	10	821.76				
39	Kalaburgi	Aland	NIMBARGA	Hobli	Green Gram (Moong Bean/ Moong)	RF	3290	10	856.02				
40	Kalaburgi	Aland	ALANDA	Hobli	Onion	IRR	32	10	16640.00				
41	Kalaburgi	Aland	KHAJURI	Hobli	Onion	IRR	160	10	10940.00				
42	Kalaburgi	Aland	MADANAHIPPARAG A	Hobli	Onion	IRR	79	10	10484.00				
43	Kalaburgi	Aland	NARONA	Hobli	Onion	IRR	75	10	10968.00				
44	Kalaburgi	Aland	NIMBARGA	Hobli	Onion	IRR	10	10	11252.00				
45	Kalaburgi	Aland	ALANDA	Hobli	Pearl Millet (Bajra/Bulrush Millet/Spiked Millet)	RF	860	10	2743.44				
46	Kalaburgi	Aland	KHAJURI	Hobli	Pearl Millet (Bajra/Bulrush Millet/Spiked Millet)	RF	955	10	2482.16				

**Government of Karnataka**  
**Directorate of Economics and Statistics**  
**Hobli Level Average Yield data for Kharif season 2017-18**

S.N	District	Taluk	Insurance Unit (hobli/ GP)	GP/HOBLI	Crop	IRR_RF	Area_Sown_Ha	No_CCE_Conducted	Average Yield(Kg/Ha)	Name_Of_Higher_Level	No_cce_Conducted_Higher	Higher average Yield(Kg/Ha)	Synthetic Yield
47	Kalaburgi	Aland	MADANAHIPPARAG A	Hobli	Pearl Millet (Bajra/Bulrush Millet/Spiked Millet)	RF	28	10	1696.71				
48	Kalaburgi	Aland	NARONA	Hobli	Pearl Millet (Bajra/Bulrush Millet/Spiked Millet)	RF	1189	10	1093.51				
49	Kalaburgi	Aland	NIMBARGA	Hobli	Pearl Millet (Bajra/Bulrush Millet/Spiked Millet)	RF	1225	10	3240.53				
50	Kalaburgi	Aland	ALANDA	Hobli	Sesame (Gingelly/Til)/Sesamu	RF	640	10	1974.53				
51	Kalaburgi	Aland	KHAJURI	Hobli	Sesame (Gingelly/Til)/Sesamu	RF	345	10	1171.05				
52	Kalaburgi	Aland	MADANAHIPPARAG A	Hobli	Sesame (Gingelly/Til)/Sesamu	RF	235	10	1272.51				
53	Kalaburgi	Aland	NARONA	Hobli	Sesame (Gingelly/Til)/Sesamu	RF	1220	10	1211.91				
54	Kalaburgi	Aland	NIMBARGA	Hobli	Sesame (Gingelly/Til)/Sesamu	RF	910	10	1349.41				
55	Kalaburgi	Aland	MADANAHIPPARAG A	Hobli	Sorghum (Jowar/Great Millet)	RF	0			Taluk Level	10	1772.76	
56	Kalaburgi	Aland	NARONA	Hobli	Sorghum (Jowar/Great Millet)	RF	21	10	1772.76				
57	Kalaburgi	Aland	ALANDA	Hobli	Soybean (bhat)	RF	1370	10	1668.35				
58	Kalaburgi	Aland	KHAJURI	Hobli	Soybean (bhat)	RF	1860	10	1811.53				
59	Kalaburgi	Aland	MADANAHIPPARAG A	Hobli	Soybean (bhat)	RF	460			Taluk Level	48	1563.18	
60	Kalaburgi	Aland	NARONA	Hobli	Soybean (bhat)	RF	1950	10	1577.12				
61	Kalaburgi	Aland	NIMBARGA	Hobli	Soybean (bhat)	RF	1240	10	1719.39				
62	Kalaburgi	Aland	ALANDA	Hobli	SUNFLOWER	IRR	10	10	1233.91				

**Government of Karnataka**  
**Directorate of Economics and Statistics**  
**Hobli Level Average Yield data for Kharif season 2017-18**

S.N	District	Taluk	Insurance Unit (hobli/ GP)	GP/HOBLI	Crop	IRR_RF	Area_Sown_Ha	No_CCE_Conducted	Average Yield(Kg/Ha)	Name_Of_Higher_Level	No_cce_Conducted_Higher	Higher average Yield(Kg/Ha)	Synthetic Yield
63	Kalaburgi	Aland	ALANDA	Hobli	SUNFLOWER	RF	1197	10	1226.29				
64	Kalaburgi	Aland	KHAJURI	Hobli	SUNFLOWER	IRR	0			Taluk Level	18	1445.58	
65	Kalaburgi	Aland	KHAJURI	Hobli	SUNFLOWER	RF	110	10	1606.34				
66	Kalaburgi	Aland	MADANAHIPPARAGA	Hobli	SUNFLOWER	RF	971	10	858.96				
67	Kalaburgi	Aland	NARONA	Hobli	SUNFLOWER	IRR	6			Taluk Level	18	1445.58	
68	Kalaburgi	Aland	NARONA	Hobli	SUNFLOWER	RF	1075	10	991.66				
69	Kalaburgi	Aland	NIMBARGA	Hobli	SUNFLOWER	RF	857	10	866.00				
70	Kalaburgi	Chincholi	AINAPURA	Hobli	Black Gram (urd bean)	RF	2897	10	982.42				
71	Kalaburgi	Chincholi	CHINCHOLI	Hobli	Black Gram (urd bean)	RF	2679	10	815.30				
72	Kalaburgi	Chincholi	KODLI	Hobli	Black Gram (urd bean)	RF	2845	10	1684.89				
73	Kalaburgi	Chincholi	SULEPETA	Hobli	Black Gram (urd bean)	RF	4635	10	1278.01				
74	Kalaburgi	Chincholi	AINAPURA	Hobli	COTTON	IRR	0			Taluk Level	10	1074.19	
75	Kalaburgi	Chincholi	CHINCHOLI	Hobli	COTTON	IRR	8	10	1074.19				
76	Kalaburgi	Chincholi	KODLI	Hobli	COTTON	IRR	0			Taluk Level	10	1074.19	
77	Kalaburgi	Chincholi	SULEPETA	Hobli	COTTON	IRR	0			Taluk Level	10	1074.19	
78	Kalaburgi	Chincholi	AINAPURA	Hobli	Green Gram (Moong Bean/ Moong)	RF	3196	10	1039.72				
79	Kalaburgi	Chincholi	CHINCHOLI	Hobli	Green Gram (Moong Bean/ Moong)	RF	3148	10	1073.26				



**Government of Karnataka**  
**Directorate of Economics and Statistics**  
**Hobli Level Average Yield data for Kharif season 2017-18**

S.N	District	Taluk	Insurance Unit (hobli/ GP)	GP/HOBLI	Crop	IRR_RF	Area_Sown_Ha	No_CCE_Conducted	Average Yield(Kg/Ha)	Name_Of_Higher_Level	No_cce_Conducted_Higher	Higher average Yield(Kg/Ha)	Synthetic Yield
80	Kalaburgi	Chincholi	KODLI	Hobli	Green Gram (Moong Bean/ Moong)	RF	4668	10	1282.12				
81	Kalaburgi	Chincholi	SULEPETA	Hobli	Green Gram (Moong Bean/ Moong)	RF	4642	10	774.46				
82	Kalaburgi	Chincholi	AINAPURA	Hobli	Pearl Millet (Bajra/Bulrush Millet/Spiked Millet)	RF	100	10	2107.34				
83	Kalaburgi	Chincholi	KODLI	Hobli	Pearl Millet (Bajra/Bulrush Millet/Spiked Millet)	RF	383	10	3065.93				
84	Kalaburgi	Chincholi	AINAPURA	Hobli	Sesame (Gingelly/Til)/Sesamu	RF	40	10	2116.57				
85	Kalaburgi	Chincholi	CHINCHOLI	Hobli	Sesame (Gingelly/Til)/Sesamu	RF	24			Taluk Level	19	2225.96	
86	Kalaburgi	Chincholi	KODLI	Hobli	Sesame (Gingelly/Til)/Sesamu	RF	140			Taluk Level	19	2225.96	
87	Kalaburgi	Chincholi	SULEPETA	Hobli	Sesame (Gingelly/Til)/Sesamu	RF	13			Taluk Level	19	2225.96	
88	Kalaburgi	Chincholi	AINAPURA	Hobli	Sorghum (Jowar/Great Millet)	RF	120			Taluk Level	20	3513.61	
89	Kalaburgi	Chincholi	CHINCHOLI	Hobli	Sorghum (Jowar/Great Millet)	IRR	0			State Level	619	3158.43	
90	Kalaburgi	Chincholi	CHINCHOLI	Hobli	Sorghum (Jowar/Great Millet)	RF	35			Taluk Level	20	3513.61	
91	Kalaburgi	Chincholi	KODLI	Hobli	Sorghum (Jowar/Great Millet)	RF	160			Taluk Level	20	3513.61	
92	Kalaburgi	Chincholi	SULEPETA	Hobli	Sorghum (Jowar/Great Millet)	RF	10			Taluk Level	20	3513.61	
93	Kalaburgi	Chincholi	AINAPURA	Hobli	Soybean (bhat)	RF	1268			Taluk Level	38	2317.72	
94	Kalaburgi	Chincholi	CHINCHOLI	Hobli	Soybean (bhat)	RF	954	10	2040.39				
95	Kalaburgi	Chincholi	KODLI	Hobli	Soybean (bhat)	RF	1428	10	2604.98				

**Government of Karnataka**  
**Directorate of Economics and Statistics**  
**Hobli Level Average Yield data for Kharif season 2017-18**

S.N	District	Taluk	Insurance Unit (hobli/ GP)	GP/HOBLI	Crop	IRR_RF	Area_Sown_Ha	No_CCE_Conducted	Average Yield(Kg/Ha)	Name_Of_Higher_Level	No_cce Conducted_Higher	Higher average Yield(Kg/Ha)	Synthetic Yield
96	Kalaburgi	Chincholi	SULEPETA	Hobli	Soybean (bhat)	RF	800	10	1538.60				
97	Kalaburgi	Chincholi	AINAPURA	Hobli	SUNFLOWER	RF	0			District Level	188	1191.89	
98	Kalaburgi	Chincholi	CHINCHOLI	Hobli	Turmeric	NS	1120	10	27652.00				
99	Kalaburgi	Chittapur	CHITTAPURA	Hobli	Black Gram (urd bean)	RF	3798	10	93.15				
100	Kalaburgi	Chittapur	NALAVARA	Hobli	Black Gram (urd bean)	RF	1138	10	585.79				
101	Kalaburgi	Chittapur	SHAHABADA	Hobli	Black Gram (urd bean)	RF	716	10	298.20				
102	Kalaburgi	Chittapur	CHITTAPURA	Hobli	COTTON	RF	964	10	787.30				
103	Kalaburgi	Chittapur	NALAVARA	Hobli	COTTON	RF	733	10	952.09				
104	Kalaburgi	Chittapur	SHAHABADA	Hobli	COTTON	RF	133	10	739.92				
105	Kalaburgi	Chittapur	CHITTAPURA	Hobli	Green Gram (Moong Bean/ Moong)	RF	5692	10	416.96				
106	Kalaburgi	Chittapur	NALAVARA	Hobli	Green Gram (Moong Bean/ Moong)	RF	5606	10	576.27				
107	Kalaburgi	Chittapur	SHAHABADA	Hobli	Green Gram (Moong Bean/ Moong)	RF	1178	10	429.63				
108	Kalaburgi	Chittapur	NALAVARA	Hobli	GROUNDNUT	IRR	60			Taluk Level	4	1273.83	
109	Kalaburgi	Chittapur	CHITTAPURA	Hobli	Pearl Millet (Bajra/Bulrush Millet/Spiked Millet)	RF	42			Taluk Level	10	5024.80	
110	Kalaburgi	Chittapur	NALAVARA	Hobli	Pearl Millet (Bajra/Bulrush Millet/Spiked Millet)	RF	69	10	5024.80				

**Government of Karnataka**  
**Directorate of Economics and Statistics**  
**Hobli Level Average Yield data for Kharif season 2017-18**

S.N	District	Taluk	Insurance Unit (hobli/ GP)	GP/HOBLI	Crop	IRR_RF	Area_Sown_Ha	No_CCE_Conducted	Average Yield(Kg/Ha)	Name_Of_Higher_Level	No_cce Conducted_Higher	Higher average Yield(Kg/Ha)	Synthetic Yield
111	Kalaburgi	Chittapur	SHAHABADA	Hobli	Pearl Millet (Bajra/Bulrush Millet/Spiked Millet)	RF	0			Taluk Level	10	5024.80	
112	Kalaburgi	Chittapur	NALAVARA	Hobli	Sesame (Gingelly/Til)/Sesamu	RF	17	10	1240.10				
113	Kalaburgi	Chittapur	SHAHABADA	Hobli	Sesame (Gingelly/Til)/Sesamu	RF	185	10	1375.73				
114	Kalaburgi	Chittapur	CHITTAPURA	Hobli	SUNFLOWER	RF	0			Taluk Level	8	1450.04	
115	Kalaburgi	Chittapur	NALAVARA	Hobli	SUNFLOWER	RF	4			Taluk Level	8	1450.04	
116	Kalaburgi	Chittapur	SHAHABADA	Hobli	SUNFLOWER	RF	32			Taluk Level	8	1450.04	
117	Kalaburgi	Jevargi	ANDOLA	Hobli	COTTON	RF	5340	10	639.91				
118	Kalaburgi	Jevargi	JEVARGI	Hobli	COTTON	RF	2245	10	861.02				
119	Kalaburgi	Jevargi	NELOGI	Hobli	COTTON	IRR	6036			Taluk Level	9	729.47	
120	Kalaburgi	Jevargi	NELOGI	Hobli	COTTON	RF	5953	10	495.73				
121	Kalaburgi	Jevargi	ANDOLA	Hobli	Green Gram (Moong Bean/ Moong)	RF	599			Taluk Level	23	520.05	
122	Kalaburgi	Jevargi	JEVARGI	Hobli	Green Gram (Moong Bean/ Moong)	RF	408	10	531.95				
123	Kalaburgi	Jevargi	NELOGI	Hobli	Green Gram (Moong Bean/ Moong)	RF	820			Taluk Level	23	520.05	
124	Kalaburgi	Jevargi	ANDOLA	Hobli	Pearl Millet (Bajra/Bulrush Millet/Spiked Millet)	RF	12			Taluk Level	4	284.27	
125	Kalaburgi	Jevargi	JEVARGI	Hobli	Pearl Millet (Bajra/Bulrush Millet/Spiked Millet)	RF	17			Taluk Level	4	284.27	



**Government of Karnataka**  
**Directorate of Economics and Statistics**  
**Hobli Level Average Yield data for Kharif season 2017-18**

S.N	District	Taluk	Insurance Unit (hobli/ GP)	GP/HOBLI	Crop	IRR_RF	Area_Sown_Ha	No_CCE_Conducted	Average Yield(Kg/Ha)	Name_Of_Higher_Level	No_cce_Conducted_Higher	Higher average Yield(Kg/Ha)	Synthetic Yield
126	Kalaburgi	Jevargi	NELOGI	Hobli	Pearl Millet (Bajra/Bulrush Millet/Spiked Millet)	RF	130			Taluk Level	4	284.27	
127	Kalaburgi	Jevargi	ANDOLA	Hobli	Sesame (Gingelly/Til)/Sesamu	RF	94			Taluk Level	18	1073.93	
128	Kalaburgi	Jevargi	JEVARGI	Hobli	Sesame (Gingelly/Til)/Sesamu	RF	101			Taluk Level	18	1073.93	
129	Kalaburgi	Jevargi	NELOGI	Hobli	Sesame (Gingelly/Til)/Sesamu	RF	5			Taluk Level	18	1073.93	
130	Kalaburgi	Jevargi	JEVARGI(H)	Hobli	Sugarcane(Irrigated)	IRR			105452.00				
131	Kalaburgi	Jevargi	NELOGI(H)	Hobli	Sugarcane(Irrigated)	IRR			101712.00				
132	Kalaburgi	Jevargi	ANDOLA	Hobli	SUNFLOWER	RF	39			Taluk Level	12	1301.39	
133	Kalaburgi	Jevargi	JEVARGI	Hobli	SUNFLOWER	IRR	4			Taluk Level	10	1429.80	
134	Kalaburgi	Jevargi	JEVARGI	Hobli	SUNFLOWER	RF	7			Taluk Level	12	1301.39	
135	Kalaburgi	Jevargi	NELOGI	Hobli	SUNFLOWER	IRR	134	10	1429.80				
136	Kalaburgi	Jevargi	NELOGI	Hobli	SUNFLOWER	RF	23			Taluk Level	12	1301.39	
137	Kalaburgi	Kalaburgi	AVARADA B	Hobli	Black Gram (urd bean)	RF	1431	10	679.39				
138	Kalaburgi	Kalaburgi	FARAHATABADA	Hobli	Black Gram (urd bean)	RF	519	10	520.11				
139	Kalaburgi	Kalaburgi	GULABARGA	Hobli	Black Gram (urd bean)	RF	192	10	775.27				
140	Kalaburgi	Kalaburgi	PATTANA	Hobli	Black Gram (urd bean)	RF	384	10	378.95				
141	Kalaburgi	Kalaburgi	FARAHATABADA	Hobli	COTTON	RF	1906	10	1439.15				
142	Kalaburgi	Kalaburgi	AVARADA B	Hobli	Green Gram (Moong Bean/ Moong)	RF	635	10	764.70				

**Government of Karnataka**  
**Directorate of Economics and Statistics**  
**Hobli Level Average Yield data for Kharif season 2017-18**

S.N	District	Taluk	Insurance Unit (hobli/ GP)	GP/HOBLI	Crop	IRR_RF	Area_Sown_Ha	No_CCE_Conducted	Average Yield(Kg/Ha)	Name_Of_Higher_Level	No_cce Conducted_Higher	Higher average Yield(Kg/Ha)	Synthetic Yield
143	Kalaburgi	Kalaburgi	FARAHATABADA	Hobli	Green Gram.(Moong Bean/ Moong)	RF	1302	10	451.56				
144	Kalaburgi	Kalaburgi	GULABARGA	Hobli	Green Gram (Moong Bean/ Moong)	RF	178	10	538.15				
145	Kalaburgi	Kalaburgi	PATTANA	Hobli	Green Gram (Moong Bean/ Moong)	RF	506	10	611.56				
146	Kalaburgi	Kalaburgi	AVARADA B	Hobli	Pearl Millet (Bajra/Bulrush Millet/Spiked Millet)	RF	507	10	2245.07				
147	Kalaburgi	Kalaburgi	FARAHATABADA	Hobli	Pearl Millet (Bajra/Bulrush Millet/Spiked Millet)	RF	112	10	3050.69				
148	Kalaburgi	Kalaburgi	GULABARGA	Hobli	Pearl Millet (Bajra/Bulrush Millet/Spiked Millet)	RF	65	10	3187.07				
149	Kalaburgi	Kalaburgi	PATTANA	Hobli	Pearl Millet (Bajra/Bulrush Millet/Spiked Millet)	RF	158	10	4618.37				
150	Kalaburgi	Kalaburgi	AVARADA B	Hobli	Sesame (Gingelly/Til)/Sesamu	RF	436	10	2026.43				
151	Kalaburgi	Kalaburgi	FARAHATABADA	Hobli	Sesame (Gingelly/Til)/Sesamu	RF	333	10	1884.96				
152	Kalaburgi	Kalaburgi	GULABARGA	Hobli	Sesame (Gingelly/Til)/Sesamu	RF	21	10	2547.13				
153	Kalaburgi	Kalaburgi	PATTANA	Hobli	Sesame (Gingelly/Til)/Sesamu	RF	160	10	1740.36				
154	Kalaburgi	Kalaburgi	AVARADA B	Hobli	Soybean (bhat)	RF	136	10	1688.03				
155	Kalaburgi	Kalaburgi	GULABARGA	Hobli	Soybean (bhat)	RF	33			Taluk Level	14	2186.13	
156	Kalaburgi	Kalaburgi	AVARADA B	Hobli	SUNFLOWER	RF	850	10	895.90				

**Government of Karnataka**  
**Directorate of Economics and Statistics**  
**Hobli Level Average Yield data for Kharif season 2017-18**

S.N	District	Taluk	Insurance Unit (hobli/ GP)	GP/HOBLI	Crop	IRR_RF	Area_Sown_Ha	No_CCE_Conducted	Average Yield(Kg/Ha)	Name_Of_Higher_Level	No_cce Conducted_Higher	Higher average Yield(Kg/Ha)	Synthetic Yield
157	Kalaburgi	Kalaburgi	FARAHATABADA	Hobli	SUNFLOWER	RF	625			Taluk Level	36	1260.91	
158	Kalaburgi	Kalaburgi	GULABARGA	Hobli	SUNFLOWER	RF	350	10	1622.93				
159	Kalaburgi	Kalaburgi	PATTANA	Hobli	SUNFLOWER	RF	710	10	1223.04				
160	Kalaburgi	Kalaburgi North	KAMALAPURA	Hobli	Black Gram (urd bean)	RF	1259	10	453.97				
161	Kalaburgi	Kalaburgi North	MAHAGANVA	Hobli	Black Gram (urd bean)	RF	1016	10	890.37				
162	Kalaburgi	Kalaburgi North	KAMALAPURA	Hobli	Green Gram (Moong Bean/ Moong)	RF	1504	10	571.66				
163	Kalaburgi	Kalaburgi North	MAHAGANVA	Hobli	Green Gram (Moong Bean/ Moong)	RF	563	10	638.77				
164	Kalaburgi	Kalaburgi North	KAMALAPURA	Hobli	Pearl Millet (Bajra/Bulrush Millet/Spiked Millet)	RF	184	10	3028.38				
165	Kalaburgi	Kalaburgi North	MAHAGANVA	Hobli	Pearl Millet (Bajra/Bulrush Millet/Spiked Millet)	RF	211	10	3454.70				
166	Kalaburgi	Kalaburgi North	KAMALAPURA	Hobli	Sesame (Gingelly/Til)/Sesamu	RF	117	10	1539.32				
167	Kalaburgi	Kalaburgi North	MAHAGANVA	Hobli	Sesame (Gingelly/Til)/Sesamu	RF	284	10	2600.41				
168	Kalaburgi	Kalaburgi North	KAMALAPURA	Hobli	Sorghum (Jowar/Great Millet)	RF	122	10	2671.88				
169	Kalaburgi	Kalaburgi North	MAHAGANVA	Hobli	Sorghum (Jowar/Great Millet)	RF	19			Taluk Level	10	2671.88	
170	Kalaburgi	Kalaburgi North	KAMALAPURA	Hobli	Soybean (bhat)	RF	666	10	2744.38				
171	Kalaburgi	Kalaburgi North	MAHAGANVA	Hobli	Soybean (bhat)	RF	566			Taluk Level	18	2742.98	
172	Kalaburgi	Kalaburgi North	KAMALAPURA	Hobli	SUNFLOWER	RF	112	10	931.43				

82

**Government of Karnataka**  
**Directorate of Economics and Statistics**  
**Hobli Level Average Yield data for Kharif season 2017-18**

S.N	District	Taluk	Insurance Unit (hobli/ GP)	GP/HOBLI	Crop	IRR_RF	Area_Sown_Ha	No_CCE_Conducted	Average Yield(Kg/Ha)	Name_Of_Higher_Level	No_cce_Conducted_Higher	Higher average Yield(Kg/Ha)	Synthetic Yield
173	Kalaburgi	Kalaburgi North	MAHAGANVA	Hobli	SUNFLOWER	RF	283	10	1659.02				
174	Kalaburgi	Kalagi	GUNDAGURTI	Hobli	Black Gram (urd bean)	RF	2991	10	501.37				
175	Kalaburgi	Kalagi	KALAGI	Hobli	Black Gram (urd bean)	RF	3841	10	435.82				
176	Kalaburgi	Kalagi	GUNDAGURTI	Hobli	COTTON	RF	372			District Level	141	902.31	
177	Kalaburgi	Kalagi	GUNDAGURTI	Hobli	Green Gram (Moong Bean/ Moong)	RF	3480	10	331.08				
178	Kalaburgi	Kalagi	KALAGI	Hobli	Green Gram (Moong Bean/ Moong)	RF	4910	10	685.52				
179	Kalaburgi	Kalagi	GUNDAGURTI	Hobli	Pearl Millet (Bajra/Bulrush Millet/Spiked Millet)	RF	27	10	5414.30				
180	Kalaburgi	Kalagi	KALAGI	Hobli	Pearl Millet (Bajra/Bulrush Millet/Spiked Millet)	RF	4	10	2788.60				
181	Kalaburgi	Kalagi	GUNDAGURTI	Hobli	Sesame (Gingelly/Til)/Sesamu	RF	123	10	2356.30				
182	Kalaburgi	Kalagi	KALAGI	Hobli	Sesame (Gingelly/Til)/Sesamu	RF	184	10	1886.29				
183	Kalaburgi	Kalagi	GUNDAGURTI	Hobli	Sorghum (Jowar/Great Millet)	RF	1			District Level	44	2984.49	
184	Kalaburgi	Kalagi	GUNDAGURTI	Hobli	SUNFLOWER	RF	437			Taluk Level	10	927.85	
185	Kalaburgi	Kalagi	KALAGI	Hobli	SUNFLOWER	RF	86			Taluk Level	10	927.85	
186	Kalaburgi	Sedam	ADAKI	Hobli	Black Gram (urd bean)	RF	2337	10	259.83				
187	Kalaburgi	Sedam	KODLA	Hobli	Black Gram (urd bean)	RF	3503	10	695.70				
188	Kalaburgi	Sedam	MUDOLA	Hobli	Black Gram (urd bean)	RF	2476	10	632.24				

**Government of Karnataka**  
**Directorate of Economics and Statistics**  
**Hobli Level Average Yield data for Kharif season 2017-18**

S.N	District	Taluk	Insurance Unit (hobli/ GP)	GP/HOBLI	Crop	IRR_RF	Area_Sown_Ha	No_CCE_Conducted	Average Yield(Kg/Ha)	Name_Of_Higher_Level	No_cce Conducted_Higher	Higher average Yield(Kg/Ha)	Synthetic Yield
189	Kalaburgi	Sedam	SEDAM	Hobli	Black Gram (urd bean)	RF	2178	10	296.14				
190	Kalaburgi	Sedam	ADAKI	Hobli	COTTON	RF	28	10	1148.25				
191	Kalaburgi	Sedam	KODLA	Hobli	COTTON	RF	71	10	1140.25				
192	Kalaburgi	Sedam	MUDOLA	Hobli	COTTON	RF	72	10	1506.54				
193	Kalaburgi	Sedam	ADAKI	Hobli	Green Gram (Moong Bean/ Moong)	RF	3854	10	852.97				
194	Kalaburgi	Sedam	KODLA	Hobli	Green Gram (Moong Bean/ Moong)	RF	6564	10	835.59				
195	Kalaburgi	Sedam	MUDOLA	Hobli	Green Gram (Moong Bean/ Moong)	RF	2852	10	1111.38				
196	Kalaburgi	Sedam	SEDAM	Hobli	Green Gram (Moong Bean/ Moong)	RF	6811	10	505.38				
197	Kalaburgi	Sedam	KODLA	Hobli	Pearl Millet (Bajra/Bulrush Millet/Spiked Millet)	RF	161	10	1888.64				
198	Kalaburgi	Sedam	KODLA	Hobli	Sorghum (Jowar/Great Millet)	RF	6			Taluk Level	4	4149.78	
199	Kalaburgi	Sedam	MUDOLA	Hobli	Sorghum (Jowar/Great Millet)	RF	10			Taluk Level	4	4149.78	
200	Kalaburgi	Sedam	KODLA	Hobli	SUNFLOWER	IRR	0			District Level	62	1338.51	
201	Kalaburgi	Sedam	KODLA	Hobli	SUNFLOWER	RF	7			Taluk Level	8	1369.06	
202	Kalaburgi	Sedam	MUDOLA	Hobli	SUNFLOWER	RF	73			Taluk Level	8	1369.06	
203	Kalaburgi	Yedrami	IJERI	Hobli	COTTON	RF	8572	10	522.42				



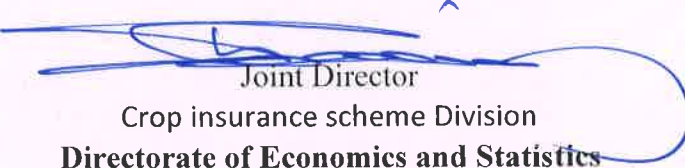
**Government of Karnataka**  
**Directorate of Economics and Statistics**  
**Hobli Level Average Yield data for Kharif season 2017-18**

S.N	District	Taluk	Insurance Unit (hobli/ GP)	GP/HOBLI	Crop	IRR_RF	Area_Sown_Ha	No_CCE_Conducted	Average Yield(Kg/Ha)	Name_Of_Higher_Level	No_cce_Conducted_Higher	Higher average Yield(Kg/Ha)	Synthetic Yield
204	Kalaburgi	Yedrami	YADRAMI	Hobli	COTTON	IRR	8441	10	950.76				
205	Kalaburgi	Yedrami	YADRAMI	Hobli	COTTON	RF	4188	10	877.37				
206	Kalaburgi	Yedrami	IJERI	Hobli	Green Gram (Moong Bean/ Moong)	RF	552	10	361.57				
207	Kalaburgi	Yedrami	YADRAMI	Hobli	Green Gram (Moong Bean/ Moong)	RF	836			Taluk Level	19	240.53	
208	Kalaburgi	Yedrami	IJERI	Hobli	Pearl Millet (Bajra/Bulrush Millet/Spiked Millet)	RF	95	10	1899.12				
209	Kalaburgi	Yedrami	YADRAMI	Hobli	Pearl Millet (Bajra/Bulrush Millet/Spiked Millet)	RF	75	10	2545.87				
210	Kalaburgi	Yedrami	IJERI	Hobli	Sesame (Gingelly/Til)/Sesamu	RF	184			Taluk Level	19	1366.92	
211	Kalaburgi	Yedrami	YADRAMI	Hobli	Sesame (Gingelly/Til)/Sesamu	RF	106	10	1234.46				
212	Kalaburgi	Yedrami	YADRAMI(H)	Hobli	Sugarcane(Irrigated)	IRR						34744.00	
213	Kalaburgi	Yedrami	IJERI	Hobli	SUNFLOWER	RF	12			Taluk Level	16	1024.96	
214	Kalaburgi	Yedrami	YADRAMI	Hobli	SUNFLOWER	IRR	27			Taluk Level	4	1760.52	
215	Kalaburgi	Yedrami	YADRAMI	Hobli	SUNFLOWER	RF	19	10	1118.11				

Joint Director  
Crop insurance scheme Division  
**Directorate of Economics and Statistics**

**Government of Karnataka**  
**Directorate of Economics and Statistics**  
**Hobli Level Average Yield data for Kharif season 2017-18**

S.N	District	Taluk	Insurance Unit (hobli/ GP)	GP/HOBLI	Crop	IRR_RF	Area_Sown_Ha	No_CCE_Conducted	Average Yield(Kg/Ha)	Name_Of_Higher_Level	No_cce Conducted_Higher	Higher average Yield(Kg/Ha)	Synthetic Yield
1	Kodagu	Somawarpet	KODLIPETE	Hobli	Maize (Makka)	RF	27			Taluk Level	39	7911.96	
2	Kodagu	Somawarpet	KUSHALANAGARA	Hobli	Maize (Makka)	RF	2550	10	8103.60				
3	Kodagu	Somawarpet	SHANIVARASANTE	Hobli	Maize (Makka)	RF	490	10	7445.08				
4	Kodagu	Somawarpet	SOMAVARAPETE	Hobli	Maize (Makka)	RF	491	10	8729.00				
5	Kodagu	Somawarpet	KUSHALANAGARA	Hobli	PADDY	IRR	2160	10	2904.35				
6	Kodagu	Somawarpet	SOMAVARAPETE	Hobli	PADDY	IRR	79	10	3141.38				
7	Kodagu	Virajpet	PONNAMPETE	Hobli	PADDY	IRR	41	10	4251.41				

  
Joint Director  
Crop insurance scheme Division  
Directorate of Economics and Statistics





**Government of Karnataka**  
**Directorate of Economics and Statistics**  
**Hobli Level Average Yield data for Kharif season 2017-18**

S.N	District	Taluk	Insurance Unit (hobli/ GP)	GP/HOBLI	Crop	IRR_RF	Area_Sown_Ha	No_CCE_Conducted	Average Yield(Kg/Ha)	Name_Of_Higher_Level	No_cce_Conducted_Higher	Higher average Yield(Kg/Ha)	Synthetic Yield
1	Kolar	Bangarpet	BETAMANGALA	Hobli	Avare/Field bean	RF	305	10	4711.25				
2	Kolar	Bangarpet	BUDIKOTE	Hobli	Avare/Field bean	RF	267	10	1555.65				
3	Kolar	Bangarpet	KAMASAMUDRA	Hobli	Avare/Field bean	RF	346	10	1677.55				
4	Kolar	Bangarpet	KASABA	Hobli	Avare/Field bean	RF	275	10	2897.34				
5	Kolar	Bangarpet	KYASAMBALLI	Hobli	Avare/Field bean	RF	205	10	2541.29				
6	Kolar	Bangarpet	BETAMANGALA	Hobli	GROUNDNUT	RF	421	10	2026.90				
7	Kolar	Bangarpet	BUDIKOTE	Hobli	GROUNDNUT	RF	102	10	1610.30				
8	Kolar	Bangarpet	KAMASAMUDRA	Hobli	GROUNDNUT	RF	37			Taluk Level	47	1492.15	
9	Kolar	Bangarpet	KASABA	Hobli	GROUNDNUT	RF	26	10	936.06				
10	Kolar	Bangarpet	KYASAMBALLI	Hobli	GROUNDNUT	RF	564			Taluk Level	47	1492.15	
11	Kolar	Bangarpet	BETAMANGALA	Hobli	PADDY	IRR	15			Taluk Level	32	6211.22	
12	Kolar	Bangarpet	BETAMANGALA	Hobli	PADDY	RF	0			District Level	24	2687.27	
13	Kolar	Bangarpet	BUDIKOTE	Hobli	PADDY	IRR	7			Taluk Level	32	6211.22	
14	Kolar	Bangarpet	BUDIKOTE	Hobli	PADDY	RF	0			District Level	24	2687.27	
15	Kolar	Bangarpet	KAMASAMUDRA	Hobli	PADDY	IRR	12	10	4889.99				
16	Kolar	Bangarpet	KAMASAMUDRA	Hobli	PADDY	RF	0			District Level	24	2687.27	
17	Kolar	Bangarpet	KASABA	Hobli	PADDY	IRR	5			Taluk Level	32	6211.22	
18	Kolar	Bangarpet	KASABA	Hobli	PADDY	RF	0			District Level	24	2687.27	

**Government of Karnataka**  
**Directorate of Economics and Statistics**  
**Hobli Level Average Yield data for Kharif season 2017-18**

S.N	District	Taluk	Insurance Unit (hobli/ GP)	GP/HOBLI	Crop	IRR_RF	Area_Sown_Ha	No_CCE_Conducted	Average Yield(Kg/Ha)	Name_Of_Higher_Level	No_cce_Conducted_Higher	Higher average Yield(Kg/Ha)	Synthetic Yield
19	Kolar	Bangarpet	KYASAMBALLI	Hobli	PADDY	IRR	11			Taluk Level	32	6211.22	
20	Kolar	Bangarpet	KYASAMBALLI	Hobli	PADDY	RF	0			District Level	24	2687.27	
21	Kolar	Bangarpet	BETAMANGALA	Hobli	Pigeon pea (red gram/arhar/tur)	RF	124	10	1470.39				
22	Kolar	Bangarpet	BUDIKOTE	Hobli	Pigeon pea (red gram/arhar/tur)	RF	114	10	1700.14				
23	Kolar	Bangarpet	KAMASAMUDRA	Hobli	Pigeon pea (red gram/arhar/tur)	RF	132	10	1447.80				
24	Kolar	Bangarpet	KASABA	Hobli	Pigeon pea (red gram/arhar/tur)	RF	95	10	1839.76				
25	Kolar	Bangarpet	KYASAMBALLI	Hobli	Pigeon pea (red gram/arhar/tur)	RF	142	10	1400.74				
26	Kolar	Bangarpet	BETAMANGALA	Hobli	Tomato	NS	106	10	18621.00				
27	Kolar	Bangarpet	KAMASAMUDRA	Hobli	Tomato	NS	94			Taluk Level	39	16036.51	
28	Kolar	Bangarpet	KASABA	Hobli	Tomato	NS	96	10	17507.40				
29	Kolar	Bangarpet	KYASAMBALLI	Hobli	Tomato	NS	67	10	13750.00				
30	Kolar	K.G.F	RABARTASAN PETE	Hobli	Avare/Field bean	RF	182	10	1772.37				
31	Kolar	K.G.F	RABARTASAN PETE	Hobli	GROUNDNUT	RF	39	10	1228.40				
32	Kolar	K.G.F	RABARTASAN PETE	Hobli	PADDY	IRR	2			Taluk Level	4	3368.83	
33	Kolar	K.G.F	RABARTASAN PETE	Hobli	PADDY	RF	4			Taluk Level	4	3535.06	

**Government of Karnataka**  
**Directorate of Economics and Statistics**  
**Hobli Level Average Yield data for Kharif season 2017-18**

S.N	District	Taluk	Insurance Unit (hobli/ GP)	GP/HOBLI	Crop	IRR_RF	Area_Sown_Ha	No_CCE_Conducted	Average Yield(Kg/Ha)	Name_Of_Higher_Level	No_cce_Conducted_Higher	Higher average Yield(Kg/Ha)	Synthetic Yield
34	Kolar	K.G.F	RABARTASAN PETE	Hobli	Pigeon pea (red gram/arhar/tur)	RF	38	10	2612.17				
35	Kolar	Kolar	HOLURU	Hobli	Avare/Field bean	RF	229			Taluk Level	64	3309.96	
36	Kolar	Kolar	HUTTURU	Hobli	Avare/Field bean	RF	191	10	3423.37				
37	Kolar	Kolar	KASABA	Hobli	Avare/Field bean	RF	331	10	2852.98				
38	Kolar	Kolar	NARASAPURA	Hobli	Avare/Field bean	RF	186			Taluk Level	64	3309.96	
39	Kolar	Kolar	SUGATURU	Hobli	Avare/Field bean	RF	244			Taluk Level	64	3309.96	
40	Kolar	Kolar	VAKKALERI	Hobli	Avare/Field bean	RF	301	10	4588.09				
41	Kolar	Kolar	VEMAGALLU	Hobli	Avare/Field bean	RF	356	10	3559.70				
42	Kolar	Kolar	HOLURU	Hobli	GROUNDNUT	RF	5			Taluk Level	10	1806.15	
43	Kolar	Kolar	HUTTURU	Hobli	GROUNDNUT	RF	74			Taluk Level	10	1806.15	
44	Kolar	Kolar	SUGATURU	Hobli	GROUNDNUT	RF	0			Taluk Level	10	1806.15	
45	Kolar	Kolar	VEMAGALLU	Hobli	GROUNDNUT	RF	38			Taluk Level	10	1806.15	
46	Kolar	Kolar	HOLURU	Hobli	PADDY	IRR	0			Taluk Level	2	2514.04	
47	Kolar	Kolar	KASABA	Hobli	PADDY	IRR	1			Taluk Level	2	2514.04	
48	Kolar	Kolar	NARASAPURA	Hobli	PADDY	IRR	1			Taluk Level	2	2514.04	
49	Kolar	Kolar	SUGATURU	Hobli	PADDY	IRR	0			Taluk Level	2	2514.04	
50	Kolar	Kolar	VAKKALERI	Hobli	PADDY	IRR	1			Taluk Level	2	2514.04	

**Government of Karnataka**  
**Directorate of Economics and Statistics**  
**Hobli Level Average Yield data for Kharif season 2017-18**

S.N	District	Taluk	Insurance Unit (hobli/ GP)	GP/HOBLI	Crop	IRR_RF	Area_Sown_Ha	No_CCE_Conducted	Average Yield(Kg/Ha)	Name_Of_Higher_Level	No_cce Conducted_Higher	Higher average Yield(Kg/Ha)	Synthetic Yield
51	Kolar	Kolar	VEMAGALLU	Hobli	PADDY	IRR	0			Taluk Level	2	2514.04	
52	Kolar	Kolar	VEMAGALLU	Hobli	PADDY	RF	0			District Level	24	2687.27	
53	Kolar	Kolar	HOLURU	Hobli	Pigeon pea (red gram/arhar/tur)	RF	83	10	1357.45				
54	Kolar	Kolar	KASABA	Hobli	Pigeon pea (red gram/arhar/tur)	RF	165	10	1739.66				
55	Kolar	Kolar	NARASAPURA	Hobli	Pigeon pea (red gram/arhar/tur)	RF	49			Taluk Level	50	1200.98	
56	Kolar	Kolar	SUGATURU	Hobli	Pigeon pea (red gram/arhar/tur)	RF	115	10	1347.53				
57	Kolar	Kolar	VAKKALERI	Hobli	Pigeon pea (red gram/arhar/tur)	RF	77			Taluk Level	50	1200.98	
58	Kolar	Kolar	VEMAGALLU	Hobli	Pigeon pea (red gram/arhar/tur)	RF	110			Taluk Level	50	1200.98	
59	Kolar	Kolar	HUTTURU	Hobli	RAGI	IRR	63	10	3349.68				
60	Kolar	Kolar	KASABA	Hobli	RAGI	IRR	32	10	4333.92				
61	Kolar	Kolar	VEMAGALLU	Hobli	RAGI	IRR	52	10	3921.34				
62	Kolar	Kolar	HOLURU	Hobli	Tomato	NS	65	10	22835.00				
63	Kolar	Kolar	HUTTURU	Hobli	Tomato	NS	65	10	25463.20				
64	Kolar	Kolar	KASABA	Hobli	Tomato	NS	96	10	21450.00				
65	Kolar	Kolar	NARASAPURA	Hobli	Tomato	NS	54	10	24952.00				

**Government of Karnataka**  
**Directorate of Economics and Statistics**  
**Hobli Level Average Yield data for Kharif season 2017-18**

S.N	District	Taluk	Insurance Unit (hobli/ GP)	GP/HOBLI	Crop	IRR_RF	Area_Sown_Ha	No_CCE_Conducted	Average Yield(Kg/Ha)	Name_Of_Higher_Level	No_cce Conducted_Higher	Higher average Yield(Kg/Ha)	Synthetic Yield
66	Kolar	Kolar	SUGATURU	Hobli	Tomato	NS	59	10	25020.80				
67	Kolar	Kolar	VAKKALERI	Hobli	Tomato	NS	89	10	22758.60				
68	Kolar	Kolar	VEMAGALLU	Hobli	Tomato	NS	125	10	25500.00				
69	Kolar	Mallur	KASABA	Hobli	Avare/Field bean	RF	573	10	1289.15				
70	Kolar	Mallur	LAKKURU	Hobli	Avare/Field bean	RF	359	10	2719.50				
71	Kolar	Mallur	MASTI	Hobli	Avare/Field bean	RF	483	10	1396.87				
72	Kolar	Mallur	TEKAL	Hobli	Avare/Field bean	RF	476	10	1747.35				
73	Kolar	Mallur	KASABA	Hobli	GROUNDNUT	RF	18			Taluk Level	30	1562.83	
74	Kolar	Mallur	LAKKURU	Hobli	GROUNDNUT	RF	2			Taluk Level	30	1562.83	
75	Kolar	Mallur	MASTI	Hobli	GROUNDNUT	RF	115	10	1446.49				
76	Kolar	Mallur	TEKAL	Hobli	GROUNDNUT	RF	120	10	1686.40				
77	Kolar	Mallur	LAKKURU	Hobli	PADDY	RF	0			Taluk Level	2	2276.24	
78	Kolar	Mallur	MASTI	Hobli	PADDY	RF	11			Taluk Level	2	2276.24	
79	Kolar	Mallur	KASABA	Hobli	Pigeon pea (red gram/arhar/tur)	RF	162	10	1138.78				
80	Kolar	Mallur	LAKKURU	Hobli	Pigeon pea (red gram/arhar/tur)	RF	113	10	1089.64				
81	Kolar	Mallur	MASTI	Hobli	Pigeon pea (red gram/arhar/tur)	RF	92	10	833.51				



**Government of Karnataka**  
**Directorate of Economics and Statistics**  
**Hobli Level Average Yield data for Kharif season 2017-18**

S.N	District	Taluk	Insurance Unit (hobli/ GP)	GP/HOBLI	Crop	IRR_RF	Area_Sown_Ha	No_CCE_Conducted	Average Yield(Kg/Ha)	Name_Of_Higher_Level	No_cce Conducted_Higher	Higher average Yield(Kg/Ha)	Synthetic Yield
82	Kolar	Mallur	KASABA	Hobli	RAGI	IRR	71	10	3707.69				
83	Kolar	Mallur	KASABA	Hobli	Tomato	NS	150	10	17122.40				
84	Kolar	Mallur	LAKKURU	Hobli	Tomato	NS	95	10	19308.00				
85	Kolar	Mallur	MASTI	Hobli	Tomato	NS	108	10	16852.00				
86	Kolar	Mallur	TEKAL	Hobli	Tomato	NS	100	10	13246.00				
87	Kolar	Mulbagal	AVANI	Hobli	Avare/Field bean	RF	277	10	2494.24				
88	Kolar	Mulbagal	BAIRAKURU	Hobli	Avare/Field bean	RF	382	10	1114.23				
89	Kolar	Mulbagal	DUGGASANDRA	Hobli	Avare/Field bean	RF	348	10	1010.77				
90	Kolar	Mulbagal	KASABA	Hobli	Avare/Field bean	RF	315			Taluk Level	48	1573.45	
91	Kolar	Mulbagal	TAYALURU	Hobli	Avare/Field bean	RF	422	10	1844.22				
92	Kolar	Mulbagal	AVANI	Hobli	Horse Gram (kulthi/kultha)	RF	6			Taluk Level	34	894.13	
93	Kolar	Mulbagal	BAIRAKURU	Hobli	Horse Gram (kulthi/kultha)	RF	9	10	998.61				
94	Kolar	Mulbagal	DUGGASANDRA	Hobli	Horse Gram (kulthi/kultha)	RF	3			Taluk Level	34	894.13	
95	Kolar	Mulbagal	KASABA	Hobli	Horse Gram (kulthi/kultha)	RF	6			Taluk Level	34	894.13	
96	Kolar	Mulbagal	TAYALURU	Hobli	Horse Gram (kulthi/kultha)	RF	8			Taluk Level	34	894.13	
97	Kolar	Mulbagal	AVANI	Hobli	PADDY	IRR	110			Taluk Level	34	4881.04	
98	Kolar	Mulbagal	AVANI	Hobli	PADDY	RF	6			Taluk Level	18	2544.55	
99	Kolar	Mulbagal	BAIRAKURU	Hobli	PADDY	IRR	108	10	4286.64				

**Government of Karnataka**  
**Directorate of Economics and Statistics**  
**Hobli Level Average Yield data for Kharif season 2017-18**

S.N	District	Taluk	Insurance Unit (hobli/ GP)	GP/HOBLI	Crop	IRR_RF	Area_Sown_Ha	No_CCE_Conducted	Average Yield(Kg/Ha)	Name_Of_Higher_Level	No_cce Conducted_Higher	Higher average Yield(Kg/Ha)	Synthetic Yield
100	Kolar	Mulbagal	BAIRAKURU	Hobli	PADDY	RF	9			Taluk Level	18	2544.55	
101	Kolar	Mulbagal	DUGGASANDRA	Hobli	PADDY	IRR	98			Taluk Level	34	4881.04	
102	Kolar	Mulbagal	DUGGASANDRA	Hobli	PADDY	RF	11			Taluk Level	18	2544.55	
103	Kolar	Mulbagal	KASABA	Hobli	PADDY	IRR	112			Taluk Level	34	4881.04	
104	Kolar	Mulbagal	KASABA	Hobli	PADDY	RF	4			Taluk Level	18	2544.55	
105	Kolar	Mulbagal	TAYALURU	Hobli	PADDY	IRR	123			Taluk Level	34	4881.04	
106	Kolar	Mulbagal	TAYALURU	Hobli	PADDY	RF	5			Taluk Level	18	2544.55	
107	Kolar	Mulbagal	AVANI	Hobli	Pigeon pea (red gram/arhar/tur)	RF	71			Taluk Level	46	909.26	
108	Kolar	Mulbagal	BAIRAKURU	Hobli	Pigeon pea (red gram/arhar/tur)	RF	59			Taluk Level	46	909.26	
109	Kolar	Mulbagal	DUGGASANDRA	Hobli	Pigeon pea (red gram/arhar/tur)	RF	65	10	857.81				
110	Kolar	Mulbagal	KASABA	Hobli	Pigeon pea (red gram/arhar/tur)	RF	52	10	1055.58				
111	Kolar	Mulbagal	TAYALURU	Hobli	Pigeon pea (red gram/arhar/tur)	RF	81	10	1252.25				
112	Kolar	Mulbagal	AVANI	Hobli	Tomato	NS	114			Taluk Level	46	23147.87	
113	Kolar	Mulbagal	BAIRAKURU	Hobli	Tomato	NS	128	10	32536.00				
114	Kolar	Mulbagal	DUGGASANDRA	Hobli	Tomato	NS	145			Taluk Level	46	23147.87	

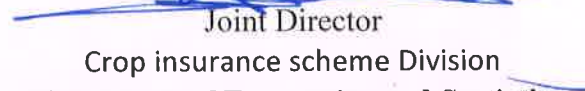
**Government of Karnataka**  
**Directorate of Economics and Statistics**  
**Hobli Level Average Yield data for Kharif season 2017-18**

S.N	District	Taluk	Insurance Unit (hobli/ GP)	GP/HOBLI	Crop	IRR_RF	Area_Sown_Ha	No_CCE_Conducted	Average Yield(Kg/Ha)	Name_Of_Higher_Level	No_cce Conducted_Higher	Higher average Yield(Kg/Ha)	Synthetic Yield
115	Kolar	Mulbagal	KASABA	Hobli	Tomato	NS	153			Taluk Level	46	23147.87	
116	Kolar	Mulbagal	TAYALURU	Hobli	Tomato	NS	168	10	33656.00				
117	Kolar	Srinivaspura	KASABA	Hobli	Avare/Field bean	RF	286	10	1084.09				
118	Kolar	Srinivaspura	NELAVANKI	Hobli	Avare/Field bean	RF	384	10	872.01				
119	Kolar	Srinivaspura	RAYALPADU	Hobli	Avare/Field bean	RF	441	10	744.58				
120	Kolar	Srinivaspura	RONURU	Hobli	Avare/Field bean	RF	455	10	902.16				
121	Kolar	Srinivaspura	YELDURU	Hobli	Avare/Field bean	RF	406	10	1433.42				
122	Kolar	Srinivaspura	NELAVANKI	Hobli	GROUNDNUT	RF	21	10	1061.67				
123	Kolar	Srinivaspura	RAYALPADU	Hobli	GROUNDNUT	RF	45	10	1136.06				
124	Kolar	Srinivaspura	RONURU	Hobli	GROUNDNUT	RF	17	10	1012.49				
125	Kolar	Srinivaspura	YELDURU	Hobli	GROUNDNUT	RF	22	10	1422.57				
126	Kolar	Srinivaspura	KASABA	Hobli	PADDY	IRR	0			Taluk Level	30	5898.63	
127	Kolar	Srinivaspura	NELAVANKI	Hobli	PADDY	IRR	15			Taluk Level	30	5898.63	
128	Kolar	Srinivaspura	RAYALPADU	Hobli	PADDY	IRR	18	10	6717.24				
129	Kolar	Srinivaspura	RAYALPADU	Hobli	PADDY	RF	2			District Level	24	2687.27	
130	Kolar	Srinivaspura	RONURU	Hobli	PADDY	IRR	8			Taluk Level	30	5898.63	
131	Kolar	Srinivaspura	YELDURU	Hobli	PADDY	IRR	8	10	5409.28				

8/1

**Government of Karnataka**  
**Directorate of Economics and Statistics**  
**Hobli Level Average Yield data for Kharif season 2017-18**

S.N	District	Taluk	Insurance Unit (hobli/ GP)	GP/HOBLI	Crop	IRR_RF	Area_Sown_Ha	No_CCE_Conducted	Average Yield(Kg/Ha)	Name_Of_Higher_Level	No_cce Conducted_Higher	Higher average Yield(Kg/Ha)	Synthetic Yield
132	Kolar	Srinivaspura	KASABA	Hobli	Pigeon pea (red gram/arhar/tur)	RF	19			Taluk Level	43	961.42	
133	Kolar	Srinivaspura	NELAVANKI	Hobli	Pigeon pea (red gram/arhar/tur)	RF	31	10	506.41				
134	Kolar	Srinivaspura	RAYALPADU	Hobli	Pigeon pea (red gram/arhar/tur)	RF	25	10	1307.48				
135	Kolar	Srinivaspura	RONURU	Hobli	Pigeon pea (red gram/arhar/tur)	RF	8			Taluk Level	43	961.42	
136	Kolar	Srinivaspura	YELDURU	Hobli	Pigeon pea (red gram/arhar/tur)	RF	9			Taluk Level	43	961.42	
137	Kolar	Srinivaspura	KASABA	Hobli	RAGI	IRR	39	10	3428.30				
138	Kolar	Srinivaspura	NELAVANKI	Hobli	RAGI	IRR	35	10	2725.33				
139	Kolar	Srinivaspura	RAYALPADU	Hobli	RAGI	IRR	39	10	2801.48				
140	Kolar	Srinivaspura	RONURU	Hobli	RAGI	IRR	29	10	3300.23				
141	Kolar	Srinivaspura	YELDURU	Hobli	RAGI	IRR	21	10	3114.52				

  
**Joint Director**  
**Crop insurance scheme Division**  
**Directorate of Economics and Statistics**



**Government of Karnataka**  
**Directorate of Economics and Statistics**  
**Hobli Level Average Yield data for Kharif season 2017-18**

S.N	District	Taluk	Insurance Unit (hobli/ GP)	GP/HOBLI	Crop	IRR_RF	Area_Sown_Ha	No_CCE_Conducted	Average Yield(Kg/Ha)	Name_Of_Higher_Level	No_cce Conducted_Higher	Higher average Yield(Kg/Ha)	Synthetic Yield
1	Koppal	Gangavathi	HULIHAI DARA	Hobli	Brinjal	NS	10	10	4562.00				
2	Koppal	Gangavathi	KANAKAGIRI	Hobli	Brinjal	NS	41	10	8272.00				
3	Koppal	Gangavathi	NAVALI	Hobli	Brinjal	NS	14			Taluk Level	22	6461.82	
4	Koppal	Gangavathi	VENKATAGIRI	Hobli	Brinjal	NS	10			Taluk Level	22	6461.82	
5	Koppal	Gangavathi	KANAKAGIRI	Hobli	COTTON	RF	82			Taluk Level	11	290.25	
6	Koppal	Gangavathi	NAVALI	Hobli	COTTON	IRR	68			Taluk Level	8	359.58	
7	Koppal	Gangavathi	NAVALI	Hobli	COTTON	RF	285			Taluk Level	11	290.25	
8	Koppal	Gangavathi	KANAKAGIRI	Hobli	Cowpea/Alasande	RF	0			District Level	20	236.57	
9	Koppal	Gangavathi	VENKATAGIRI	Hobli	Cowpea/Alasande	RF	15			District Level	20	236.57	
10	Koppal	Gangavathi	HULIHAI DARA	Hobli	Green Gram (Moong Bean/ Moong)	RF	452	10	213.81				
11	Koppal	Gangavathi	KANAKAGIRI	Hobli	Green Gram (Moong Bean/ Moong)	RF	34			Taluk Level	35	421.61	
12	Koppal	Gangavathi	NAVALI	Hobli	Green Gram (Moong Bean/ Moong)	RF	25			Taluk Level	35	421.61	
13	Koppal	Gangavathi	VENKATAGIRI	Hobli	Green Gram (Moong Bean/ Moong)	RF	14	10	544.69				
14	Koppal	Gangavathi	HULIHAI DARA	Hobli	GROUNDNUT	RF	4			Taluk Level	23	1551.86	
15	Koppal	Gangavathi	KANAKAGIRI	Hobli	GROUNDNUT	IRR	19	10	2064.93				
16	Koppal	Gangavathi	KANAKAGIRI	Hobli	GROUNDNUT	RF	53			Taluk Level	23	1551.86	

**Government of Karnataka**  
**Directorate of Economics and Statistics**  
**Hobli Level Average Yield data for Kharif season 2017-18**

S.N	District	Taluk	Insurance Unit (hobli/ GP)	GP/HOBLI	Crop	IRR_RF	Area_Sown_Ha	No_CCE_Conducted	Average Yield(Kg/Ha)	Name_Of_Higher_Level	No_cce Conducted_Higher	Higher average Yield(Kg/Ha)	Synthetic Yield
17	Koppal	Gangavathi	NAVALI	Hobli	GROUNDNUT	RF	0			Taluk Level	23	1551.86	
18	Koppal	Gangavathi	VENKATAGIRI	Hobli	GROUNDNUT	RF	178	10	1103.27				
19	Koppal	Gangavathi	HULIHAIIDARA	Hobli	Horse Gram (kulthi/kultha)	RF	270	10	508.32				
20	Koppal	Gangavathi	KANAKAGIRI	Hobli	Horse Gram (kulthi/kultha)	RF	55			Taluk Level	26	570.63	
21	Koppal	Gangavathi	NAVALI	Hobli	Horse Gram (kulthi/kultha)	RF	15			Taluk Level	26	570.63	
22	Koppal	Gangavathi	VENKATAGIRI	Hobli	Horse Gram (kulthi/kultha)	RF	0			Taluk Level	26	570.63	
23	Koppal	Gangavathi	HULIHAIIDARA	Hobli	Maize (Makka)	IRR	265	10	4465.85				
24	Koppal	Gangavathi	HULIHAIIDARA	Hobli	Maize (Makka)	RF	470	10	3709.38				
25	Koppal	Gangavathi	KANAKAGIRI	Hobli	Maize (Makka)	IRR	433	10	4841.59				
26	Koppal	Gangavathi	KANAKAGIRI	Hobli	Maize (Makka)	RF	710	10	3118.06				
27	Koppal	Gangavathi	NAVALI	Hobli	Maize (Makka)	IRR	1010	10	4791.52				
28	Koppal	Gangavathi	NAVALI	Hobli	Maize (Makka)	RF	3			Taluk Level	35	3745.85	
29	Koppal	Gangavathi	SIDDAPURA	Hobli	Maize (Makka)	IRR	985			Taluk Level	41	5306.97	
30	Koppal	Gangavathi	SIDDAPURA	Hobli	Maize (Makka)	RF	975			Taluk Level	35	3745.85	
31	Koppal	Gangavathi	VENKATAGIRI	Hobli	Maize (Makka)	IRR	75	10	6945.16				
32	Koppal	Gangavathi	VENKATAGIRI	Hobli	Maize (Makka)	RF	260			Taluk Level	35	3745.85	
33	Koppal	Gangavathi	HULIHAIIDARA	Hobli	Navane	RF	865	10	464.92				
34	Koppal	Gangavathi	KANAKAGIRI	Hobli	Navane	RF	287	10	1091.36				

**Government of Karnataka**  
**Directorate of Economics and Statistics**  
**Hobli Level Average Yield data for Kharif season 2017-18**

S.N	District	Taluk	Insurance Unit (hobli/ GP)	GP/HOBLI	Crop	IRR_RF	Area_Sown_Ha	No_CCE_Conducted	Average Yield(Kg/Ha)	Name_Of_Higher_Level	No_cce_Conducted_Higher	Higher average Yield(Kg/Ha)	Synthetic Yield
35	Koppal	Gangavathi	NAVALI	Hobli	Navane	RF	940			Taluk Level	36	683.34	
36	Koppal	Gangavathi	VENKATAGIRI	Hobli	Navane	RF	218			Taluk Level	36	683.34	
37	Koppal	Gangavathi	HULIHAIIDARA	Hobli	Onion	IRR	5	10	21200.00				
38	Koppal	Gangavathi	HULIHAIIDARA	Hobli	Onion	RF	0			District Level	30	6725.91	
39	Koppal	Gangavathi	KANAKAGIRI	Hobli	Onion	IRR	22			Taluk Level	18	22644.44	
40	Koppal	Gangavathi	KANAKAGIRI	Hobli	Onion	RF	0			District Level	30	6725.91	
41	Koppal	Gangavathi	NAVALI	Hobli	Onion	IRR	2			Taluk Level	18	22644.44	
42	Koppal	Gangavathi	VFNKATAGIRI	Hobli	Onion	IRR	0			Taluk Level	18	22644.44	
43	Koppal	Gangavathi	HULIHAIIDARA	Hobli	Pearl Millet (Bajra/Bulrush Millet/Spiked Millet)	IRR	319	10	1914.86				
44	Koppal	Gangavathi	HULIHAIIDARA	Hobli	Pearl Millet (Bajra/Bulrush Millet/Spiked Millet)	RF	4609	10	1730.58				
45	Koppal	Gangavathi	KANAKAGIRI	Hobli	Pearl Millet (Bajra/Bulrush Millet/Spiked Millet)	IRR	96	10	1824.06				
46	Koppal	Gangavathi	KANAKAGIRI	Hobli	Pearl Millet (Bajra/Bulrush Millet/Spiked Millet)	RF	7938	10	1746.71				
47	Koppal	Gangavathi	NAVALI	Hobli	Pearl Millet (Bajra/Bulrush Millet/Spiked Millet)	IRR	26			Taluk Level	29	2237.69	
48	Koppal	Gangavathi	NAVALI	Hobli	Pearl Millet (Bajra/Bulrush Millet/Spiked Millet)	RF	2190			Taluk Level	29	1954.34	



**Government of Karnataka**  
**Directorate of Economics and Statistics**  
**Hobli Level Average Yield data for Kharif season 2017-18**

S.N	District	Taluk	Insurance Unit (hobli/ GP)	GP/HOBLI	Crop	IRR_RF	Area_Sown_Ha	No_CCE_Conducted	Average Yield(Kg/Ha)	Name_Of_Higher_Level	No_cce Conducted_Higher	Higher average Yield(Kg/Ha)	Synthetic Yield
49	Koppal	Gangavathi	VENKATAGIRI	Hobli	Pearl Millet (Bajra/Bulrush Millet/Spiked Millet)	RF	1739			Taluk Level	29	1954.34	
50	Koppal	Gangavathi	HULIHAI DARA	Hobli	Pigeon pea (red gram/arhar/tur)	RF	1470	10	501.29				
51	Koppal	Gangavathi	KANAKAGIRI	Hobli	Pigeon pea (red gram/arhar/tur)	RF	457	10	674.12				
52	Koppal	Gangavathi	NAVALI	Hobli	Pigeon pea (red gram/arhar/tur)	RF	715	10	593.33				
53	Koppal	Gangavathi	VENKATAGIRI	Hobli	Pigeon pea (red gram/arhar/tur)	RF	235			Taluk Level	38	632.35	
54	Koppal	Gangavathi	HULIHAI DARA	Hobli	Sesame (Gingelly/Til)/Sesamu	RF	665	10	544.16				
55	Koppal	Gangavathi	KANAKAGIRI	Hobli	Sesame (Gingelly/Til)/Sesamu	RF	154	10	458.48				
56	Koppal	Gangavathi	NAVALI	Hobli	Sesame (Gingelly/Til)/Sesamu	RF	69	10	465.14				
57	Koppal	Gangavathi	VENKATAGIRI	Hobli	Sesame (Gingelly/Til)/Sesamu	RF	19			Taluk Level	30	489.26	
58	Koppal	Gangavathi	HULIHAI DARA	Hobli	Sorghum (Jowar/Great Millet)	IRR	1			Taluk Level	20	2603.66	
59	Koppal	Gangavathi	HULIHAI DARA	Hobli	Sorghum (Jowar/Great Millet)	RF	0			Taluk Level	14	2365.60	
60	Koppal	Gangavathi	KANAKAGIRI	Hobli	Sorghum (Jowar/Great Millet)	IRR	46			Taluk Level	20	2603.66	
61	Koppal	Gangavathi	KANAKAGIRI	Hobli	Sorghum (Jowar/Great Millet)	RF	8			Taluk Level	14	2365.60	
62	Koppal	Gangavathi	NAVALI	Hobli	Sorghum (Jowar/Great Millet)	IRR	9			Taluk Level	20	2603.66	
63	Koppal	Gangavathi	VENKATAGIRI	Hobli	Sorghum (Jowar/Great Millet)	IRR	4			Taluk Level	20	2603.66	

**Government of Karnataka**  
**Directorate of Economics and Statistics**  
**Hobli Level Average Yield data for Kharif season 2017-18**

S.N	District	Taluk	Insurance Unit (hobli/ GP)	GP/HOBLI	Crop	IRR_RF	Area_Sown_Ha	No_CCE_Conducted	Average Yield(Kg/Ha)	Name_Of_Higher_Level	No_cce Conducted_Higher	Higher average Yield(Kg/Ha)	Synthetic Yield
64	Koppal	Gangavathi	VENKATAGIRI	Hobli	Sorghum (Jowar/Great Millet)	RF	212			Taluk Level	14	2365.60	
65	Koppal	Gangavathi	HULIHAIIDARA	Hobli	SUNFLOWER	IRR	60			Taluk Level	22	1655.31	
66	Koppal	Gangavathi	HULIHAIIDARA	Hobli	SUNFLOWER	RF	180			Taluk Level	42	818.19	
67	Koppal	Gangavathi	KANAKAGIRI	Hobli	SUNFLOWER	IRR	150			Taluk Level	22	1655.31	
68	Koppal	Gangavathi	KANAKAGIRI	Hobli	SUNFLOWER	RF	352	10	431.58				
69	Koppal	Gangavathi	NAVALI	Hobli	SUNFLOWER	IRR	283			Taluk Level	22	1655.31	
70	Koppal	Gangavathi	NAVALI	Hobli	SUNFLOWER	RF	988			Taluk Level	42	818.19	
71	Koppal	Gangavathi	SIDDAPURA	Hobli	SUNFLOWER	RF	12	10	816.74				
72	Koppal	Gangavathi	VENKATAGIRI	Hobli	SUNFLOWER	IRR	63			Taluk Level	22	1655.31	
73	Koppal	Gangavathi	VENKATAGIRI	Hobli	SUNFLOWER	RF	86			Taluk Level	42	818.19	
74	Koppal	Gangavathi	HULIHAIIDARA	Hobli	Tomato	NS	8	10	6600.00				
75	Koppal	Gangavathi	KANAKAGIRI	Hobli	Tomato	NS	66			Taluk Level	18	7828.22	
76	Koppal	Gangavathi	NAVALI	Hobli	Tomato	NS	16			Taluk Level	18	7828.22	
77	Koppal	Karatagi	KARATAGI	Hobli	Maize (Makka)	IRR	90			Taluk Level	8	4042.97	
78	Koppal	Karatagi	KARATAGI	Hobli	Maize (Makka)	RF	36			Taluk Level	4	2054.94	
79	Koppal	Karatagi	KARATAGI	Hobli	Pearl Millet (Bajra/Bulrush Millet/Spiked Millet)	RF	118	10	538.61				
80	Koppal	Karatagi	KARATAGI	Hobli	Pigeon pea (red gram/arhar/tur)	RF	54	10	161.07				

**Government of Karnataka**  
**Directorate of Economics and Statistics**  
**Hobli Level Average Yield data for Kharif season 2017-18**

S.N	District	Taluk	Insurance Unit (hobli/ GP)	GP/HOBLI	Crop	IRR_RF	Area_Sown_Ha	No_CCE_Conducted	Average Yield(Kg/Ha)	Name_Of_Higher_Level	No_cce_Conducted_Higher	Higher average Yield(Kg/Ha)	Synthetic Yield
81	Koppal	Karatagi	KARATAGI	Hobli	SUNFLOWER	RF	10			Taluk Level	6	195.93	
82	Koppal	Koppal	ALAVANDI	Hobli	Brinjal	NS	0			Taluk Level	10	7236.28	
83	Koppal	Koppal	IRAKALLAGADA	Hobli	Brinjal	NS	5	10	7236.28				
84	Koppal	Koppal	IRAKALLAGADA	Hobli	Castor (Rehri, Rendi, Arandi)	RF	0			District Level	10	592.00	
85	Koppal	Koppal	ALAVANDI	Hobli	COTTON	IRR	700	10	651.39				
86	Koppal	Koppal	HITNALA	Hobli	COTTON	IRR	0			Taluk Level	22	625.74	
87	Koppal	Koppal	IRAKALLAGADA	Hobli	COTTON	IRR	3			Taluk Level	22	625.71	
88	Koppal	Koppal	KOPPALA	Hobli	COTTON	IRR	395	10	592.47				
89	Koppal	Koppal	ALAVANDI	Hobli	Cowpea/Alasande	RF	217	10	311.03				
90	Koppal	Koppal	IRAKALLAGADA	Hobli	Cowpea/Alasande	RF	410	10	162.10				
91	Koppal	Koppal	KOPPALA	Hobli	Cowpea/Alasande	RF	0			Taluk Level	20	236.57	
92	Koppal	Koppal	ALAVANDI	Hobli	Green Gram (Moong Bean/ Moong)	RF	1990	10	197.17				
93	Koppal	Koppal	IRAKALLAGADA	Hobli	Green Gram (Moong Bean/ Moong)	RF	204	10	320.84				
94	Koppal	Koppal	KOPPALA	Hobli	Green Gram (Moong Bean/ Moong)	RF	232	10	107.86				
95	Koppal	Koppal	ALAVANDI	Hobli	GROUNDNUT	IRR	511	10	1235.04				
96	Koppal	Koppal	ALAVANDI	Hobli	GROUNDNUT	RF	2180			Taluk Level	28	1008.18	

21

**Government of Karnataka**  
**Directorate of Economics and Statistics**  
**Hobli Level Average Yield data for Kharif season 2017-18**

S.N	District	Taluk	Insurance Unit (hobli/ GP)	GP/HOBLI	Crop	IRR_RF	Area_Sown_Ha	No_CCE_Conducted	Average Yield(Kg/Ha)	Name_Of_Higher_Level	No_cce_Conducted_Higher	Higher average Yield(Kg/Ha)	Synthetic Yield
97	Koppal	Koppal	HITNALA	Hobli	GROUNDNUT	RF	0			Taluk Level	28	1008.18	
98	Koppal	Koppal	IRAKALLAGADA	Hobli	GROUNDNUT	IRR	316			Taluk Level	28	1718.77	
99	Koppal	Koppal	IRAKALLAGADA	Hobli	GROUNDNUT	RF	61	10	1349.00				
100	Koppal	Koppal	KOPPALA	Hobli	GROUNDNUT	IRR	365	10	2024.81				
101	Koppal	Koppal	KOPPALA	Hobli	GROUNDNUT	RF	976	10	1017.26				
102	Koppal	Koppal	ALAVANDI	Hobli	Horse Gram (kulthi/kultha)	RF	211	10	648.91				
103	Koppal	Koppal	HITNALA	Hobli	Horse Gram (kulthi/kultha)	RF	0			Taluk Level	30	702.08	
104	Koppal	Koppal	IRAKALLAGADA	Hobli	Horse Gram (kulthi/kultha)	RF	728	10	692.55				
105	Koppal	Koppal	KOPPALA	Hobli	Horse Gram (kulthi/kultha)	RF	375	10	764.80				
106	Koppal	Koppal	ALAVANDI	Hobli	Maize (Makka)	IRR	1910	10	5720.21				
107	Koppal	Koppal	HITNALA	Hobli	Maize (Makka)	IRR	335	10	6201.70				
108	Koppal	Koppal	IRAKALLAGADA	Hobli	Maize (Makka)	IRR	2019	10	4030.25				
109	Koppal	Koppal	KOPPALA	Hobli	Maize (Makka)	IRR	2475	10	5039.30				
110	Koppal	Koppal	ALAVANDI	Hobli	Navane	RF	290			Taluk Level	30	550.80	
111	Koppal	Koppal	HITNALA	Hobli	Navane	RF	2			Taluk Level	30	550.80	
112	Koppal	Koppal	IRAKALLAGADA	Hobli	Navane	RF	495			Taluk Level	30	550.80	
113	Koppal	Koppal	KOPPALA	Hobli	Navane	RF	335	10	524.35				
114	Koppal	Koppal	ALAVANDI	Hobli	Onion	IRR	93	10	10192.00				

**Government of Karnataka**  
**Directorate of Economics and Statistics**  
**Hobli Level Average Yield data for Kharif season 2017-18**

S.N	District	Taluk	Insurance Unit (hobli/ GP)	GP/HOBLI	Crop	IRR_RF	Area_Sown_Ha	No_CCE_Conducted	Average Yield(Kg/Ha)	Name_Of_Higher_Level	No_cce Conducted_Higher	Higher average Yield(Kg/Ha)	Synthetic Yield
115	Koppal	Koppal	IRAKALLAGADA	Hobli	Onion	IRR	52	10	12134.00				
116	Koppal	Koppal	KOPPALA	Hobli	Onion	IRR	80	10	12424.00				
117	Koppal	Koppal	HITNALA	Hobli	PADDY	IRR	2908	10	7403.17				
118	Koppal	Koppal	IRAKALLAGADA	Hobli	PADDY	IRR	90			Taluk Level	26	6894.74	
119	Koppal	Koppal	IRAKALLAGADA	Hobli	PADDY	RF	238	10	4048.28				
120	Koppal	Koppal	KOPPALA	Hobli	PADDY	IRR	180	10	6467.63				
121	Koppal	Koppal	ALAVANDI	Hobli	Pearl Millet (Bajra/Bulrush Millet/Spiked Millet)	IRR	65	10	3016.67				
122	Koppal	Koppal	HITNALA	Hobli	Pearl Millet (Bajra/Bulrush Millet/Spiked Millet)	IRR	6			Taluk Level	26	2961.31	
123	Koppal	Koppal	IRAKALLAGADA	Hobli	Pearl Millet (Bajra/Bulrush Millet/Spiked Millet)	IRR	1736	10	3208.75				
124	Koppal	Koppal	ALAVANDI	Hobli	Pigeon pea (red gram/arhar/tur)	RF	497	10	560.68				
125	Koppal	Koppal	HITNALA	Hobli	Pigeon pea (red gram/arhar/tur)	RF	79	10	519.47				
126	Koppal	Koppal	IRAKALLAGADA	Hobli	Pigeon pea (red gram/arhar/tur)	IRR	45	10	1164.06				
127	Koppal	Koppal	IRAKALLAGADA	Hobli	Pigeon pea (red gram/arhar/tur)	RF	1460	10	447.40				
128	Koppal	Koppal	KOPPALA	Hobli	Pigeon pea (red gram/arhar/tur)	RF	1002	10	288.27				

**Government of Karnataka**  
**Directorate of Economics and Statistics**  
**Hobli Level Average Yield data for Kharif season 2017-18**

S.N	District	Taluk	Insurance Unit (hobli/ GP)	GP/HOBLI	Crop	IRR_RF	Area_Sown_Ha	No_CCE_Conducted	Average Yield(Kg/Ha)	Name_Of_Higher_Level	No_cce_Conducted_Higher	Higher average Yield(Kg/Ha)	Synthetic Yield
129	Koppal	Koppal	ALAVANDI	Hobli	Sesame (Gingelly/Til)/Sesamu	RF	248	10	2019.38				
130	Koppal	Koppal	HITNALA	Hobli	Sesame (Gingelly/Til)/Sesamu	RF	27			Taluk Level	34	2237.41	
131	Koppal	Koppal	IRAKALLAGADA	Hobli	Sesame (Gingelly/Til)/Sesamu	RF	200	10	1854.16				
132	Koppal	Koppal	KOPPALA	Hobli	Sesame (Gingelly/Til)/Sesamu	RF	685	10	3134.05				
133	Koppal	Koppal	ALAVANDI	Hobli	Sorghum (Jowar/Great Millet)	IRR	45	10	2289.12				
134	Koppal	Koppal	ALAVANDI	Hobli	Sorghum (Jowar/Great Millet)	RF	60	10	770.03				
135	Koppal	Koppal	HITNALA	Hobli	Sorghum (Jowar/Great Millet)	RF	6			Taluk Level	36	2248.98	
136	Koppal	Koppal	IRAKALLAGADA	Hobli	Sorghum (Jowar/Great Millet)	IRR	40	10	3904.17				
137	Koppal	Koppal	IRAKALLAGADA	Hobli	Sorghum (Jowar/Great Millet)	RF	10	10	2234.92				
138	Koppal	Koppal	KOPPALA	Hobli	Sorghum (Jowar/Great Millet)	IRR	60	10	3572.12				
139	Koppal	Koppal	KOPPALA	Hobli	Sorghum (Jowar/Great Millet)	RF	95	10	3730.15				
140	Koppal	Koppal	ALAVANDI	Hobli	SUNFLOWER	IRR	490	10	1020.25				
141	Koppal	Koppal	ALAVANDI	Hobli	SUNFLOWER	RF	925			Taluk Level	28	962.91	
142	Koppal	Koppal	HITNALA	Hobli	SUNFLOWER	RF	0			Taluk Level	28	962.91	
143	Koppal	Koppal	IRAKALLAGADA	Hobli	SUNFLOWER	IRR	3			Taluk Level	27	1881.66	
144	Koppal	Koppal	IRAKALLAGADA	Hobli	SUNFLOWER	RF	3	10	997.04				
145	Koppal	Koppal	KOPPALA	Hobli	SUNFLOWER	IRR	255	10	2635.79				
146	Koppal	Koppal	KOPPALA	Hobli	SUNFLOWER	RF	330	10	1170.54				

**Government of Karnataka**  
**Directorate of Economics and Statistics**  
**Hobli Level Average Yield data for Kharif season 2017-18**

S.N	District	Taluk	Insurance Unit (hobli/ GP)	GP/HOBLI	Crop	IRR_RF	Area_Sown_Ha	No_CCE_Conducted	Average Yield(Kg/Ha)	Name_Of_Higher_Level	No_cce Conducted_Higher	Higher average Yield(Kg/Ha)	Synthetic Yield
147	Koppal	Koppal	ALAVANDI	Hobli	Tomato	NS	29			Taluk Level	13	8583.30	
148	Koppal	Koppal	HITNALA	Hobli	Tomato	NS	100			Taluk Level	13	8583.30	
149	Koppal	Koppal	IRAKALLAGADA	Hobli	Tomato	NS	199	10	8586.00				
150	Koppal	Kushtagi	HANAMANALA	Hobli	Castor (Rehri, Rendi, Arandi)	RF	0			District Level	10	592.00	
151	Koppal	Kushtagi	HANAMASAGARA	Hobli	Castor (Rehri, Rendi, Arandi)	RF	0			District Level	10	592.00	
152	Koppal	Kushtagi	TAVARAGERA	Hobli	Castor (Rehri, Rendi, Arandi)	RF	0			District Level	10	592.00	
153	Koppal	Kushtagi	HANAMANALA	Hobli	COTTON	IRR	75	10	526.76				
154	Koppal	Kushtagi	HANAMASAGARA	Hobli	COTTON	IRR	13			Taluk Level	37	490.84	
155	Koppal	Kushtagi	KUSHTAGI	Hobli	COTTON	IRR	100	10	525.42				
156	Koppal	Kushtagi	TAVARAGERA	Hobli	COTTON	IRR	185	10	509.41				
157	Koppal	Kushtagi	HANAMASAGARA	Hobli	Cowpea/Alasande	RF	0			District Level	20	236.57	
158	Koppal	Kushtagi	HANAMANALA	Hobli	Green Gram (Moong Bean/ Moong)	RF	1282	10	66.77				
159	Koppal	Kushtagi	HANAMASAGARA	Hobli	Green Gram (Moong Bean/ Moong)	RF	1468	10	67.77				
160	Koppal	Kushtagi	KUSHTAGI	Hobli	Green Gram (Moong Bean/ Moong)	RF	4600	10	50.82				
161	Koppal	Kushtagi	TAVARAGERA	Hobli	Green Gram (Moong Bean/ Moong)	RF	750	10	215.70				

**Government of Karnataka**  
**Directorate of Economics and Statistics**  
**Hobli Level Average Yield data for Kharif season 2017-18**

S.N	District	Taluk	Insurance Unit (hobli/ GP)	GP/HOBLI	Crop	IRR_RF	Area_Sown_Ha	No_CCE_Conducted	Average Yield(Kg/Ha)	Name_Of_Higher_Level	No_cce Conducted_Higher	Higher average Yield(Kg/Ha)	Synthetic Yield
162	Koppal	Kushtagi	HANAMANALA	Hobli	GROUNDNUT	IRR	21			Taluk Level	22	1268.97	
163	Koppal	Kushtagi	HANAMANALA	Hobli	GROUNDNUT	RF	125			Taluk Level	27	674.88	
164	Koppal	Kushtagi	HANAMASAGARA	Hobli	GROUNDNUT	IRR	36	10	1172.13				
165	Koppal	Kushtagi	HANAMASAGARA	Hobli	GROUNDNUT	RF	485			Taluk Level	27	674.88	
166	Koppal	Kushtagi	KUSHTAGI	Hobli	GROUNDNUT	IRR	2			Taluk Level	22	1268.97	
167	Koppal	Kushtagi	KUSHTAGI	Hobli	GROUNDNUT	RF	80	10	637.95				
168	Koppal	Kushtagi	TAVARAGERA	Hobli	GROUNDNUT	IRR	0			Taluk Level	22	1268.97	
169	Koppal	Kushtagi	TAVARAGERA	Hobli	GROUNDNUT	RF	0			Taluk Level	27	674.88	
170	Koppal	Kushtagi	HANAMANALA	Hobli	Horse Gram (kulthi/kultha)	RF	0			Taluk Level	14	645.53	
171	Koppal	Kushtagi	HANAMASAGARA	Hobli	Horse Gram (kulthi/kultha)	RF	1			Taluk Level	14	645.53	
172	Koppal	Kushtagi	KUSHTAGI	Hobli	Horse Gram (kulthi/kultha)	RF	190	10	645.85				
173	Koppal	Kushtagi	TAVARAGERA	Hobli	Horse Gram (kulthi/kultha)	RF	3			Taluk Level	14	645.53	
174	Koppal	Kushtagi	HANAMANALA	Hobli	Maize (Makka)	IRR	378	10	3542.75				
175	Koppal	Kushtagi	HANAMASAGARA	Hobli	Maize (Makka)	IRR	58	10	4119.81				
176	Koppal	Kushtagi	KUSHTAGI	Hobli	Maize (Makka)	IRR	219	10	4266.98				
177	Koppal	Kushtagi	TAVARAGERA	Hobli	Maize (Makka)	IRR	180	10	3970.20				
178	Koppal	Kushtagi	HANAMANALA	Hobli	Navane	RF	4			Taluk Level	30	546.16	
179	Koppal	Kushtagi	HANAMASAGARA	Hobli	Navane	RF	4			Taluk Level	30	546.16	



**Government of Karnataka**  
**Directorate of Economics and Statistics**  
**Hobli Level Average Yield data for Kharif season 2017-18**

S.N	District	Taluk	Insurance Unit (hobli/ GP)	GP/HOBLI	Crop	IRR_RF	Area_Sown_Ha	No_CCE_Conducted	Average Yield(Kg/Ha)	Name_Of_Higher_Level	No_cce_Conducted_Higher	Higher average Yield(Kg/Ha)	Synthetic Yield
180	Koppal	Kushtagi	KUSHTAGI	Hobli	Navane	RF	140	10	379.73				
181	Koppal	Kushtagi	TAVARAGERA	Hobli	Navane	RF	579	10	994.90				
182	Koppal	Kushtagi	HANAMANALA	Hobli	Onion	IRR	10			Taluk Level	26	10653.80	
183	Koppal	Kushtagi	HANAMASAGARA	Hobli	Onion	IRR	0			Taluk Level	26	10653.80	
184	Koppal	Kushtagi	KUSHTAGI	Hobli	Onion	IRR	115	10	10188.00				
185	Koppal	Kushtagi	TAVARAGERA	Hobli	Onion	IRR	100	10	11937.20				
186	Koppal	Kushtagi	TAVARAGERA	Hobli	Pearl Millet (Bajra/Bulrush Millet/Spiked Millet)	IRR	140	10	2071.85				
187	Koppal	Kushtagi	HANAMANALA	Hobli	Pigeon pea (red gram/arhar/tur)	RF	1346			Taluk Level	35	450.02	
188	Koppal	Kushtagi	HANAMASAGARA	Hobli	Pigeon pea (red gram/arhar/tur)	RF	2862	10	569.02				
189	Koppal	Kushtagi	KUSHTAGI	Hobli	Pigeon pea (red gram/arhar/tur)	RF	1054	10	503.85				
190	Koppal	Kushtagi	TAVARAGERA	Hobli	Pigeon pea (red gram/arhar/tur)	IRR	82	10	903.37				
191	Koppal	Kushtagi	TAVARAGERA	Hobli	Pigeon pea (red gram/arhar/tur)	RF	2180			Taluk Level	35	450.02	
192	Koppal	Kushtagi	HANAMANALA	Hobli	Sesame (Gingelly/Til)/Sesamu	RF	89	10	1445.43				
193	Koppal	Kushtagi	HANAMASAGARA	Hobli	Sesame (Gingelly/Til)/Sesamu	RF	139			Taluk Level	39	713.21	
194	Koppal	Kushtagi	KUSHTAGI	Hobli	Sesame (Gingelly/Til)/Sesamu	RF	940	10	546.54				

**Government of Karnataka**  
**Directorate of Economics and Statistics**  
**Hobli Level Average Yield data for Kharif season 2017-18**

S.N	District	Taluk	Insurance Unit (hobli/ GP)	GP/HOBLI	Crop	IRR_RF	Area_Sown_Ha	No_CCE_Conducted	Average Yield(Kg/Ha)	Name_Of_Higher_Level	No_cce Conducted_Higher	Higher average Yield(Kg/Ha)	Synthetic Yield
195	Koppal	Kushtagi	TAVARAGERA	Hobli	Sesame (Gingelly/Til)/Sesamu	RF	970	10	203.28				
196	Koppal	Kushtagi	HANAMANALA	Hobli	Sorghum (Jowar/Great Millet)	IRR	25	10	2778.67				
197	Koppal	Kushtagi	HANAMANALA	Hobli	Sorghum (Jowar/Great Millet)	RF	112			Taluk Level	17	1063.33	
198	Koppal	Kushtagi	HANAMASAGARA	Hobli	Sorghum (Jowar/Great Millet)	IRR	12	10	2782.97				
199	Koppal	Kushtagi	HANAMASAGARA	Hobli	Sorghum (Jowar/Great Millet)	RF	54			Taluk Level	17	1063.33	
200	Koppal	Kushtagi	KUSHTAGI	Hobli	Sorghum (Jowar/Great Millet)	IRR	0			Taluk Level	24	2623.23	
201	Koppal	Kushtagi	KUSHTAGI	Hobli	Sorghum (Jowar/Great Millet)	RF	0			Taluk Level	17	1063.33	
202	Koppal	Kushtagi	TAVARAGERA	Hobli	Sorghum (Jowar/Great Millet)	IRR	4			Taluk Level	24	2623.23	
203	Koppal	Kushtagi	TAVARAGERA	Hobli	Sorghum (Jowar/Great Millet)	RF	0			Taluk Level	17	1063.33	
204	Koppal	Kushtagi	HANAMANALA	Hobli	SUNFLOWER	IRR	71	10	950.18				
205	Koppal	Kushtagi	HANAMANALA	Hobli	SUNFLOWER	RF	642	10	469.11				
206	Koppal	Kushtagi	HANAMASAGARA	Hobli	SUNFLOWER	IRR	49	10	758.03				
207	Koppal	Kushtagi	HANAMASAGARA	Hobli	SUNFLOWER	RF	2637	10	592.48				
208	Koppal	Kushtagi	KUSHTAGI	Hobli	SUNFLOWER	IRR	65	10	584.85				
209	Koppal	Kushtagi	KUSHTAGI	Hobli	SUNFLOWER	RF	275	10	497.95				
210	Koppal	Kushtagi	TAVARAGERA	Hobli	SUNFLOWER	IRR	460			Taluk Level	39	851.78	
211	Koppal	Kushtagi	TAVARAGERA	Hobli	SUNFLOWER	RF	380	10	541.86				
212	Koppal	Kushtagi	HANAMANALA	Hobli	Tomato	NS	261	10	5604.00				



**Government of Karnataka**  
**Directorate of Economics and Statistics**  
**Hobli Level Average Yield data for Kharif season 2017-18**

S.N	District	Taluk	Insurance Unit (hobli/ GP)	GP/HOBLI	Crop	IRR_RF	Area_Sown_Ha	No_CCE_Conducted	Average Yield(Kg/Ha)	Name_Of_Higher_Level	No_cce Conducted_Higher	Higher average Yield(Kg/Ha)	Synthetic Yield
213	Koppal	Kushtagi	HANAMASAGARA	Hobli	Tomato	NS	117	10	7356.00				
214	Koppal	Kushtagi	KUSHTAGI	Hobli	Tomato	NS	47	10	5726.00				
215	Koppal	Yelburga	HIREVANKALAKUNTA	Hobli	Castor (Rehri, Rendi, Arandi)	RF	10	10	592.00				
216	Koppal	Yelburga	HIREVANKALAKUNTA	Hobli	COTTON	IRR	88			Taluk Level	33	692.77	
217	Koppal	Yelburga	KUKANURA	Hobli	COTTON	IRR	202	10	854.22				
218	Koppal	Yelburga	MANGALURU	Hobli	COTTON	IRR	154	10	635.39				
219	Koppal	Yelburga	YALABURGA	Hobli	COTTON	IRR	468	10	681.45				
220	Koppal	Yelburga	HIREVANKALAKUNTA	Hobli	Cowpea/Alasande	RF	0			District Level	20	236.57	
221	Koppal	Yelburga	KUKANURA	Hobli	Cowpea/Alasande	RF	0			District Level	20	236.57	
222	Koppal	Yelburga	MANGALURU	Hobli	Cowpea/Alasande	RF	0			District Level	20	236.57	
223	Koppal	Yelburga	YALABURGA	Hobli	Cowpea/Alasande	RF	0			District Level	20	236.57	
224	Koppal	Yelburga	HIREVANKALAKUNTA	Hobli	GROUNDNUT	IRR	152	10	1835.78				
225	Koppal	Yelburga	HIREVANKALAKUNTA	Hobli	GROUNDNUT	RF	249	10	797.36				
226	Koppal	Yelburga	KUKANURA	Hobli	GROUNDNUT	IRR	256	10	1604.08				
227	Koppal	Yelburga	KUKANURA	Hobli	GROUNDNUT	RF	2021	10	966.84				
228	Koppal	Yelburga	MANGALURU	Hobli	GROUNDNUT	IRR	221	10	1497.39				
229	Koppal	Yelburga	MANGALURU	Hobli	GROUNDNUT	RF	1825	10	1037.59				
230	Koppal	Yelburga	YALABURGA	Hobli	GROUNDNUT	IRR	535			Taluk Level	38	1634.76	

9/1

**Government of Karnataka**  
**Directorate of Economics and Statistics**  
**Hobli Level Average Yield data for Kharif season 2017-18**

S.N	District	Taluk	Insurance Unit (hobli/ GP)	GP/HOBLI	Crop	IRR_RF	Area_Sown_Ha	No_CCE_Conducted	Average Yield(Kg/Ha)	Name_Of_Higher_Level	No_cce Conducted_Higher	Higher average Yield(Kg/Ha)	Synthetic Yield
231	Koppal	Yelburga	YALABURGA	Hobli	GROUNDNUT	RF	1883	10	969.05				
232	Koppal	Yelburga	HIREVANKALAKUNTA	Hobli	Horse Gram (kulthi/kultha)	RF	427	10	557.75				
233	Koppal	Yelburga	KUKANURA	Hobli	Horse Gram (kulthi/kultha)	RF	162	10	765.74				
234	Koppal	Yelburga	MANGALURU	Hobli	Horse Gram (kulthi/kultha)	RF	145	10	616.72				
235	Koppal	Yelburga	YALABURGA	Hobli	Horse Gram (kulthi/kultha)	RF	250			Taluk Level	39	682.96	
236	Koppal	Yelburga	HIREVANKALAKUNTA	Hobli	Maize (Makka)	IRR	759	10	5795.01				
237	Koppal	Yelburga	KUKANURA	Hobli	Maize (Makka)	IRR	581	10	4197.87				
238	Koppal	Yelburga	MANGALURU	Hobli	Maize (Makka)	IRR	915	10	5315.05				
239	Koppal	Yelburga	YALABURGA	Hobli	Maize (Makka)	IRR	1030	10	4763.63				
240	Koppal	Yelburga	HIREVANKALAKUNTA	Hobli	Navane	RF	74			Taluk Level	28	537.45	
241	Koppal	Yelburga	KUKANURA	Hobli	Navane	RF	3			Taluk Level	28	537.45	
242	Koppal	Yelburga	MANGALURU	Hobli	Navane	RF	142	10	465.84				
243	Koppal	Yelburga	YALABURGA	Hobli	Navane	RF	202			Taluk Level	28	537.45	
244	Koppal	Yelburga	KUKANURA	Hobli	Onion	RF	1689	10	5773.14				
245	Koppal	Yelburga	MANGALURU	Hobli	Onion	RF	180	10	8400.01				
246	Koppal	Yelburga	YALABURGA	Hobli	Onion	RF	775	10	6004.57				
247	Koppal	Yelburga	MANGALURU	Hobli	PADDY	IRR	34	10	3828.63				
248	Koppal	Yelburga	YALABURGA	Hobli	PADDY	IRR	10	10	6287.36				

**Government of Karnataka**  
**Directorate of Economics and Statistics**  
**Hobli Level Average Yield data for Kharif season 2017-18**

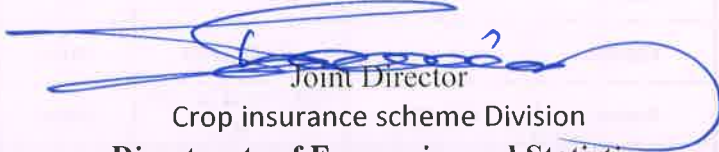
S.N	District	Taluk	Insurance Unit (hobli/ GP)	GP/HOBLI	Crop	IRR_RF	Area_Sown_Ha	No_CCE_Conducted	Average Yield(Kg/Ha)	Name_Of_Higher_Level	No_cce Conducted_Higher	Higher average Yield(Kg/Ha)	Synthetic Yield
249	Koppal	Yelburga	HIREVANKALAKUNTA	Hobli	Pearl Millet (Bajra/Bulrush Millet/Spiked Millet)	IRR	591	10	2751.84				
250	Koppal	Yelburga	HIREVANKALAKUNTA	Hobli	Pearl Millet (Bajra/Bulrush Millet/Spiked Millet)	RF	9610	10	1885.48				
251	Koppal	Yelburga	KUKANURA	Hobli	Pearl Millet (Bajra/Bulrush Millet/Spiked Millet)	RF	1919	10	1867.11				
252	Koppal	Yelburga	MANGALURU	Hobli	Pearl Millet (Bajra/Bulrush Millet/Spiked Millet)	RF	3053	10	1776.07				
253	Koppal	Yelburga	YALABURGA	Hobli	Pearl Millet (Bajra/Bulrush Millet/Spiked Millet)	IRR	29	10	2551.64				
254	Koppal	Yelburga	YALABURGA	Hobli	Pearl Millet (Bajra/Bulrush Millet/Spiked Millet)	RF	2270	10	1570.91				
255	Koppal	Yelburga	HIREVANKALAKUNTA	Hobli	Pigeon pea (red gram/arhar/tur)	IRR	30			District Level	20	1033.71	
256	Koppal	Yelburga	HIREVANKALAKUNTA	Hobli	Pigeon pea (red gram/arhar/tur)	RF	1365	10	709.69				
257	Koppal	Yelburga	KUKANURA	Hobli	Pigeon pea (red gram/arhar/tur)	RF	526			Taluk Level	36	751.41	
258	Koppal	Yelburga	MANGALURU	Hobli	Pigeon pea (red gram/arhar/tur)	RF	401			Taluk Level	36	751.41	
259	Koppal	Yelburga	YALABURGA	Hobli	Pigeon pea (red gram/arhar/tur)	RF	1235	10	843.01				
260	Koppal	Yelburga	HIREVANKALAKUNTA	Hobli	Sesame (Gingelly/Til)/Sesamu	RF	249	10	1242.69				

**Government of Karnataka**  
**Directorate of Economics and Statistics**  
**Hobli Level Average Yield data for Kharif season 2017-18**

S.N	District	Taluk	Insurance Unit (hobli/ GP)	GP/HOBLI	Crop	IRR_RF	Area_Sown_Ha	No_CCE_Conducted	Average Yield(Kg/Ha)	Name_Of_Higher_Level	No_cce Conducted_Higher	Higher average Yield(Kg/Ha)	Synthetic Yield
261	Koppal	Yelburga	KUKANURA	Hobli	Sesame (Gingelly/Til)/Sesamu	RF	51	10	1704.11				
262	Koppal	Yelburga	MANGALURU	Hobli	Sesame (Gingelly/Til)/Sesamu	RF	125	10	1436.69				
263	Koppal	Yelburga	YALABURGA	Hobli	Sesame (Gingelly/Til)/Sesamu	RF	129	10	1542.93				
264	Koppal	Yelburga	HIREVANKALAKUNTA	Hobli	Sorghum (Jowar/Great Millet)	IRR	66	10	4215.66				
265	Koppal	Yelburga	HIREVANKALAKUNTA	Hobli	Sorghum (Jowar/Great Millet)	RF	10			Taluk Level	24	1490.27	
266	Koppal	Yelburga	KUKANURA	Hobli	Sorghum (Jowar/Great Millet)	IRR	73			Taluk Level	31	3103.69	
267	Koppal	Yelburga	KUKANURA	Hobli	Sorghum (Jowar/Great Millet)	RF	77	10	882.08				
268	Koppal	Yelburga	MANGALURU	Hobli	Sorghum (Jowar/Great Millet)	IRR	77			Taluk Level	31	3103.69	
269	Koppal	Yelburga	MANGALURU	Hobli	Sorghum (Jowar/Great Millet)	RF	96			Taluk Level	24	1490.27	
270	Koppal	Yelburga	YALABURGA	Hobli	Sorghum (Jowar/Great Millet)	IRR	209			Taluk Level	31	3103.69	
271	Koppal	Yelburga	YALABURGA	Hobli	Sorghum (Jowar/Great Millet)	RF	15			Taluk Level	24	1490.27	
272	Koppal	Yelburga	HIREVANKALAKUNTA	Hobli	SUNFLOWER	IRR	185	10	2249.47				
273	Koppal	Yelburga	HIREVANKALAKUNTA	Hobli	SUNFLOWER	RF	42	10	1114.95				
274	Koppal	Yelburga	KUKANURA	Hobli	SUNFLOWER	IRR	152	10	2237.36				
275	Koppal	Yelburga	KUKANURA	Hobli	SUNFLOWER	RF	1010	10	728.38				
276	Koppal	Yelburga	MANGALURU	Hobli	SUNFLOWER	IRR	37			Taluk Level	32	1762.03	
277	Koppal	Yelburga	MANGALURU	Hobli	SUNFLOWER	RF	268	10	833.32				
278	Koppal	Yelburga	YALABURGA	Hobli	SUNFLOWER	IRR	124			Taluk Level	32	1762.03	

**Government of Karnataka**  
**Directorate of Economics and Statistics**  
**Hobli Level Average Yield data for Kharif season 2017-18**

S.N	District	Taluk	Insurance Unit (hobli/ GP)	GP/HOBLI	Crop	IRR_RF	Area_Sown_Ha	No_CCE_Conducted	Average Yield(Kg/Ha)	Name_Of_Higher_Level	No_cce Conducted_Higher	Higher average Yield(Kg/Ha)	Synthetic Yield
279	Koppal	Yelburga	YALABURGA	Hobli	SUNFLOWER	RF	1010	10	541.60				

  
 Joint Director  
 Crop insurance scheme Division  
 Directorate of Economics and Statistics



**Government of Karnataka**  
**Directorate of Economics and Statistics**  
**Hobli Level Average Yield data for Kharif season 2017-18**

S.N	District	Taluk	Insurance Unit (hobli/ GP)	GP/HOBLI	Crop	IRR_RF	Area_Sown_Ha	No_CCE_Conducted	Average Yield(Kg/Ha)	Name_Of_Higher_Level	No_cce_Conducted_Higher	Higher average Yield(Kg/Ha)	Synthetic Yield
1	Mandya	K.R.Pet	SANTEBACHAHALLI	Hobli	Avare/Field bean	RF	565	10	630.37				
2	Mandya	K.R.Pet	AKKIHEBBAL	Hobli	Cowpea/Alasande	RF	2145	10	235.32				
3	Mandya	K.R.Pet	BUKINAKERE	Hobli	Cowpea/Alasande	RF	1842	10	333.17				
4	Mandya	K.R.Pet	KASABA	Hobli	Cowpea/Alasande	RF	1842	10	179.98				
5	Mandya	K.R.Pet	KIKKERI	Hobli	Cowpea/Alasande	RF	1648	10	214.93				
6	Mandya	K.R.Pet	SANTEBACHAHALLI	Hobli	Cowpea/Alasande	RF	1895	10	231.82				
7	Mandya	K.R.Pet	SHEELANERE	Hobli	Cowpea/Alasande	RF	1895	10	265.02				
8	Mandya	K.R.Pet	BUKINAKERE	Hobli	French Bean	NS	51	10	7734.00				
9	Mandya	K.R.Pet	KASABA	Hobli	French Bean	NS	23	10	7078.40				
10	Mandya	K.R.Pet	AKKIHEBBAL	Hobli	Horse Gram (kulthi/kultha)	RF	0					144.00	Y
11	Mandya	K.R.Pet	BUKINAKERE	Hobli	Horse Gram (kulthi/kultha)	RF	0					390.00	Y
12	Mandya	K.R.Pet	KASABA	Hobli	Horse Gram (kulthi/kultha)	RF	0			District Level	182	822.75	
13	Mandya	K.R.Pet	KIKKERI	Hobli	Horse Gram (kulthi/kultha)	RF	0					232.00	Y
14	Mandya	K.R.Pet	SANTEBACHAHALLI	Hobli	Horse Gram (kulthi/kultha)	RF	0					265.00	Y
15	Mandya	K.R.Pet	SHEELANERE	Hobli	Horse Gram (kulthi/kultha)	RF	0					243.00	Y
16	Mandya	K.R.Pet	AKKIHEBBAL	Hobli	RAGI	IRR	259	10	1970.05				
17	Mandya	K.R.Pet	AKKIHEBBAL	Hobli	RAGI	RF	1462	10	1413.16				
18	Mandya	K.R.Pet	BUKINAKERE	Hobli	RAGI	IRR	270	10	2346.96				



**Government of Karnataka**  
**Directorate of Economics and Statistics**  
**Hobli Level Average Yield data for Kharif season 2017-18**

S.N	District	Taluk	Insurance Unit (hobli/ GP)	GP/HOBLI	Crop	IRR_RF	Area_Sown_Ha	No_CCE_Conducted	Average Yield(Kg/Ha)	Name_Of_Higher_Level	No_cce Conducted_Higher	Higher average Yield(Kg/Ha)	Synthetic Yield
19	Mandya	K.R.Pet	BUKINAKERE	Hobli	RAGI	RF	1123	10	959.89				
20	Mandya	K.R.Pet	KASABA	Hobli	RAGI	IRR	297	10	1689.55				
21	Mandya	K.R.Pet	KASABA	Hobli	RAGI	RF	871	10	1027.36				
22	Mandya	K.R.Pet	KIKKERI	Hobli	RAGI	IRR	335	10	1914.98				
23	Mandya	K.R.Pet	KIKKERI	Hobli	RAGI	RF	2664	10	1155.17				
24	Mandya	K.R.Pet	SANTEBACHAHALLI	Hobli	RAGI	IRR	378	10	1996.26				
25	Mandya	K.R.Pet	SANTEBACHAHALLI	Hobli	RAGI	RF	3162	10	1006.29				
26	Mandya	K.R.Pet	SHEELANERE	Hobli	RAGI	IRR	299	10	2017.52				
27	Mandya	K.R.Pet	SHEELANERE	Hobli	RAGI	RF	2546	10	1178.59				
28	Mandya	K.R.Pet	AKKIHEBBAL	Hobli	Sesame (Gingelly/Til)/Sesamu	RF	152	10	520.70				
29	Mandya	K.R.Pet	BUKINAKERE	Hobli	Sesame (Gingelly/Til)/Sesamu	RF	210	10	624.98				
30	Mandya	K.R.Pet	KASABA	Hobli	Sesame (Gingelly/Til)/Sesamu	RF	210	10	366.74				
31	Mandya	K.R.Pet	KIKKERI	Hobli	Sesame (Gingelly/Til)/Sesamu	RF	195	10	468.56				
32	Mandya	K.R.Pet	SANTEBACHAHALLI	Hobli	Sesame (Gingelly/Til)/Sesamu	RF	155	10	768.16				
33	Mandya	K.R.Pet	SHEELANERE	Hobli	Sesame (Gingelly/Til)/Sesamu	RF	165	10	459.51				
34	Mandya	K.R.Pet	AKKIHEBBAL	Hobli	Tomato	NS	27	10	8272.00				
35	Mandya	K.R.Pet	BUKINAKERE	Hobli	Tomato	NS	51	10	12624.00				
36	Mandya	K.R.Pet	KASABA	Hobli	Tomato	NS	51	10	33033.80				

**Government of Karnataka**  
**Directorate of Economics and Statistics**  
**Hobli Level Average Yield data for Kharif season 2017-18**

S.N	District	Taluk	Insurance Unit (hobli/ GP)	GP/HOBLI	Crop	IRR_RF	Area_Sown_Ha	No_CCE_Conducted	Average Yield(Kg/Ha)	Name_Of_Higher_Level	No_cce_Conducted_Higher	Higher average Yield(Kg/Ha)	Synthetic Yield
37	Mandya	K.R.Pet	KIKKERI	Hobli	Tomato	NS	47	10	28104.00				
38	Mandya	K.R.Pet	SHEELANERE	Hobli	Tomato	NS	45	10	16634.00				
39	Mandya	Maddur	ATAGURU HOBALI	Hobli	GROUNDNUT	RF	17	10	961.86				
40	Mandya	Maddur	CH A KERE - AIAINE VALAYA	Hobli	GROUNDNUT	RF	4			Taluk Level	29	1027.09	
41	Mandya	Maddur	CH A KERE- AIAIAINE VALAYA	Hobli	GROUNDNUT	RF	1			Taluk Level	29	1027.09	
42	Mandya	Maddur	CH A KERE AINE VALAYA	Hobli	GROUNDNUT	RF	11			Taluk Level	29	1027.09	
43	Mandya	Maddur	KASABA-1NE VALAYA	Hobli	GROUNDNUT	RF	8			Taluk Level	29	1027.09	
44	Mandya	Maddur	KASABA-AIAI NE VALAYA	Hobli	GROUNDNUT	RF	2			Taluk Level	29	1027.09	
45	Mandya	Maddur	KOPPA -AIAIAINE VALAYA	Hobli	GROUNDNUT	RF	30			Taluk Level	29	1027.09	
46	Mandya	Maddur	KOPPA HOBALI	Hobli	GROUNDNUT	RF	39			Taluk Level	29	1027.09	
47	Mandya	Maddur	KOPPA-AIAINE VALAYA	Hobli	GROUNDNUT	RF	9			Taluk Level	29	1027.09	
48	Mandya	Maddur	KOPPA-AINE VALAYA	Hobli	GROUNDNUT	RF	0			Taluk Level	29	1027.09	
49	Mandya	Maddur	ATAGURU HOBALI	Hobli	Horse Gram (kulthi/kultha)	RF	45			Taluk Level	38	703.14	
50	Mandya	Maddur	CH A KERE - AIAINE VALAYA	Hobli	Horse Gram (kulthi/kultha)	RF	5	10	801.18				
51	Mandya	Maddur	CH A KERE- AIAIAINE VALAYA	Hobli	Horse Gram (kulthi/kultha)	RF	4	10	801.18				
52	Mandya	Maddur	CH A KERE AINE VALAYA	Hobli	Horse Gram (kulthi/kultha)	RF	10	10	801.18				
53	Mandya	Maddur	KASABA-1NE VALAYA	Hobli	Horse Gram (kulthi/kultha)	RF	6	10	776.97				
54	Mandya	Maddur	KASABA-AIAI NE VALAYA	Hobli	Horse Gram (kulthi/kultha)	RF	8	10	776.97				

**Government of Karnataka**  
**Directorate of Economics and Statistics**  
**Hobli Level Average Yield data for Kharif season 2017-18**

S.N	District	Taluk	Insurance Unit (hobli/ GP)	GP/HOBLI	Crop	IRR_RF	Area_Sown_Ha	No_CCE_Conducted	Average Yield(Kg/Ha)	Name_Of_Higher_Level	No_cce Conducted_Higher	Higher average Yield(Kg/Ha)	Synthetic Yield
55	Mandya	Maddur	KOPPA -AIAIAINE VALAYA	Hobli	Horse Gram (kulthi/kultha)	RF	36	10	591.64				
56	Mandya	Maddur	KOPPA HOBALI	Hobli	Horse Gram (kulthi/kultha)	RF	152	10	591.64				
57	Mandya	Maddur	KOPPA-AIAINE VALAYA	Hobli	Horse Gram (kulthi/kultha)	RF	53	10	591.64				
58	Mandya	Maddur	KOPPA-AINE VALAYA	Hobli	Horse Gram (kulthi/kultha)	RF	63	10	591.64				
59	Mandya	Maddur	ATAGURU HOBALI	Hobli	RAGI	IRR	69	10	1716.41				
60	Mandya	Maddur	ATAGURU HOBALI	Hobli	RAGI	RF	3170			Taluk Level	37	1256.11	
61	Mandya	Maddur	CH A KERE - AIAINE VALAYA	Hobli	RAGI	IRR	47	10	1987.76				
62	Mandya	Maddur	CH A KERE - AIAINE VALAYA	Hobli	RAGI	RF	960	10	1328.02				
63	Mandya	Maddur	CH A KERE- AIAIAINE VALAYA	Hobli	RAGI	IRR	32	10	1987.76				
64	Mandya	Maddur	CH A KERE- AIAIAINE VALAYA	Hobli	RAGI	RF	850	10	1328.02				
65	Mandya	Maddur	CH A KERE AINE VALAYA	Hobli	RAGI	IRR	124	10	1987.76				
66	Mandya	Maddur	CH A KERE AINE VALAYA	Hobli	RAGI	RF	932	10	1328.02				
67	Mandya	Maddur	KASABA-1NE VALAYA	Hobli	RAGI	IRR	88	10	1901.81				
68	Mandya	Maddur	KASABA-1NE VALAYA	Hobli	RAGI	RF	106	10	1215.05				
69	Mandya	Maddur	KASABA-AIAI NE VALAYA	Hobli	RAGI	IRR	97	10	1901.81				
70	Mandya	Maddur	KASABA-AIAI NE VALAYA	Hobli	RAGI	RF	79	10	1215.05				
71	Mandya	Maddur	KOPPA -AIAIAINE VALAYA	Hobli	RAGI	IRR	127			Taluk Level	39	1953.22	
72	Mandya	Maddur	KOPPA -AIAIAINE VALAYA	Hobli	RAGI	RF	1250			Taluk Level	37	1256.11	

**Government of Karnataka**  
**Directorate of Economics and Statistics**  
**Hobli Level Average Yield data for Kharif season 2017-18**

S.N	District	Taluk	Insurance Unit (hobli/ GP)	GP/HOBLI	Crop	IRR_RF	Area_Sown_Ha	No_CCE_Conducted	Average Yield(Kg/Ha)	Name_Of_Higher_Level	No_cce_Conducted_Higher	Higher average Yield(Kg/Ha)	Synthetic Yield
73	Mandya	Maddur	KOPPA HOBALI	Hobli	RAGI	IRR	210			Taluk Level	39	1953.22	
74	Mandya	Maddur	KOPPA HOBALI	Hobli	RAGI	RF	3250			Taluk Level	37	1256.11	
75	Mandya	Maddur	KOPPA-AIAINE VALAYA	Hobli	RAGI	IRR	40			Taluk Level	39	1953.22	
76	Mandya	Maddur	KOPPA-AIAINE VALAYA	Hobli	RAGI	RF	1150			Taluk Level	37	1256.11	
77	Mandya	Maddur	KOPPA-AINE VALAYA	Hobli	RAGI	IRR	43			Taluk Level	39	1953.22	
78	Mandya	Maddur	KOPPA-AINE VALAYA	Hobli	RAGI	RF	850			Taluk Level	37	1256.11	
79	Mandya	Maddur	CH A KERE - AIAINE VALAYA	Hobli	Sesame (Gingelly/Til)/Sesamu	RF	34	10	805.71				
80	Mandya	Maddur	CH A KERE- AIAIAINE VALAYA	Hobli	Sesame (Gingelly/Til)/Sesamu	RF	14	10	805.71				
81	Mandya	Maddur	CH A KERE AINE VALAYA	Hobli	Sesame (Gingelly/Til)/Sesamu	RF	31	10	805.71				
82	Mandya	Maddur	KASABA-INE VALAYA	Hobli	Sesame (Gingelly/Til)/Sesamu	RF	32	10	591.06				
83	Mandya	Maddur	KASABA-AIAI NE VALAYA	Hobli	Sesame (Gingelly/Til)/Sesamu	RF	37	10	591.06				
84	Mandya	Maddur	KOPPA -AIAIAINE VALAYA	Hobli	Sesame (Gingelly/Til)/Sesamu	RF	22	10	1299.63				
85	Mandya	Maddur	KOPPA HOBALI	Hobli	Sesame (Gingelly/Til)/Sesamu	RF	87	10	1299.63				
86	Mandya	Maddur	KOPPA-AIAINE VALAYA	Hobli	Sesame (Gingelly/Til)/Sesamu	RF	27	10	1299.63				
87	Mandya	Maddur	KOPPA-AINE VALAYA	Hobli	Sesame (Gingelly/Til)/Sesamu	RF	38	10	1299.63				
88	Mandya	Malavalli	B G PURA HOBALI AIAI	Hobli	Cowpea/Alasande	RF	6	10	214.06				
89	Mandya	Malavalli	B G PURA HOBALI AI	Hobli	Cowpea/Alasande	RF	15	10	214.06				
90	Mandya	Malavalli	KASABA - AIAI	Hobli	Cowpea/Alasande	RF	26	10	430.44				

**Government of Karnataka**  
**Directorate of Economics and Statistics**  
**Hobli Level Average Yield data for Kharif season 2017-18**

S.N	District	Taluk	Insurance Unit (hobli/ GP)	GP/HOBLI	Crop	IRR_RF	Area_Sown_Ha	No_CCE_Conducted	Average Yield(Kg/Ha)	Name_Of_Higher_Level	No_cce Conducted_Higher	Higher average Yield(Kg/Ha)	Synthetic Yield
91	Mandya	Malavalli	KASABA - AI	Hobli	Cowpea/Alasande	RF	27	10	430.44				
92	Mandya	Malavalli	KASABA- AIAIAI	Hobli	Cowpea/Alasande	RF	13	10	430.44				
93	Mandya	Malavalli	B G PURA HOBALI AIAI	Hobli	GROUNDNUT	RF	305	10	574.82				
94	Mandya	Malavalli	B G PURA HOBALI AI	Hobli	GROUNDNUT	RF	6	10	574.82				
95	Mandya	Malavalli	HALAGURU HOBALI	Hobli	GROUNDNUT	RF	20	10	805.30				
96	Mandya	Malavalli	KASABA - AIAI	Hobli	GROUNDNUT	RF	0			Taluk Level	20	690.06	
97	Mandya	Malavalli	KASABA - AI	Hobli	GROUNDNUT	RF	0			Taluk Level	20	690.06	
98	Mandya	Malavalli	KASABA- AIAIAI	Hobli	GROUNDNUT	RF	0			Taluk Level	20	690.06	
99	Mandya	Malavalli	KIRUGAVALU HOBALI AIAIAI	Hobli	GROUNDNUT	RF	0			Taluk Level	20	690.06	
100	Mandya	Malavalli	KIRUGAVALU HOBALI AIAI	Hobli	GROUNDNUT	RF	0			Taluk Level	20	690.06	
101	Mandya	Malavalli	KIRUGAVALU HOBALI AI	Hobli	GROUNDNUT	RF	0			Taluk Level	20	690.06	
102	Mandya	Malavalli	B G PURA HOBALI AIAI	Hobli	Horse Gram (kulthi/kultha)	RF	331			Taluk Level	37	1012.85	
103	Mandya	Malavalli	B G PURA HOBALI AI	Hobli	Horse Gram (kulthi/kultha)	RF	221			Taluk Level	37	1012.85	
104	Mandya	Malavalli	HALAGURU HOBALI	Hobli	Horse Gram (kulthi/kultha)	RF	396			Taluk Level	37	1012.85	
105	Mandya	Malavalli	KASABA - AIAI	Hobli	Horse Gram (kulthi/kultha)	RF	142	10	1409.82				
106	Mandya	Malavalli	KASABA - AI	Hobli	Horse Gram (kulthi/kultha)	RF	92	10	1409.82				
107	Mandya	Malavalli	KASABA- AIAIAI	Hobli	Horse Gram (kulthi/kultha)	RF	104	10	1409.82				
108	Mandya	Malavalli	KIRUGAVALU HOBALI AIAIAI	Hobli	Horse Gram (kulthi/kultha)	RF	242	10	910.48				

**Government of Karnataka**  
**Directorate of Economics and Statistics**  
**Hobli Level Average Yield data for Kharif season 2017-18**

S.N	District	Taluk	Insurance Unit (hobli/ GP)	GP/HOBLI	Crop	IRR_RF	Area_Sown_Ha	No_CCE_Conducted	Average Yield(Kg/Ha)	Name_Of_Higher_Level	No_cce_Conducted_Higher	Higher average Yield(Kg/Ha)	Synthetic Yield
109	Mandya	Malavalli	KIRUGAVALU HOBALI AIAI	Hobli	Horse Gram (kulthi/kultha)	RF	23	10	910.48				
110	Mandya	Malavalli	KIRUGAVALU HOBALI AI	Hobli	Horse Gram (kulthi/kultha)	RF	18	10	910.48				
111	Mandya	Malavalli	B G PURA HOBALI AIAI	Hobli	Maize (Makka)	IRR	535	10	2723.68				
112	Mandya	Malavalli	B G PURA HOBALI AI	Hobli	Maize (Makka)	IRR	384	10	2723.68				
113	Mandya	Malavalli	HALAGURU HOBALI	Hobli	Maize (Makka)	IRR	120			Taluk Level	34	2738.98	
114	Mandya	Malavalli	KASABA - AIAI	Hobli	Maize (Makka)	IRR	53	10	2909.72				
115	Mandya	Malavalli	KASABA - AI	Hobli	Maize (Makka)	IRR	195	10	2909.72				
116	Mandya	Malavalli	KASABA- AIAIAI	Hobli	Maize (Makka)	IRR	69	10	2909.72				
117	Mandya	Malavalli	KIRUGAVALU HOBALI AIAIAI	Hobli	Maize (Makka)	IRR	43			Taluk Level	34	2738.98	
118	Mandya	Malavalli	KIRUGAVALU HOBALI AIAI	Hobli	Maize (Makka)	IRR	38			Taluk Level	34	2738.98	
119	Mandya	Malavalli	KIRUGAVALU HOBALI AI	Hobli	Maize (Makka)	IRR	29			Taluk Level	34	2738.98	
120	Mandya	Malavalli	B G PURA HOBALI AIAI	Hobli	RAGI	IRR	188	10	1217.44				
121	Mandya	Malavalli	B G PURA HOBALI AIAI	Hobli	RAGI	RF	731	10	2711.45				
122	Mandya	Malavalli	B G PURA HOBALI AI	Hobli	RAGI	IRR	226	10	1217.44				
123	Mandya	Malavalli	B G PURA HOBALI AI	Hobli	RAGI	RF	778	10	2711.45				
124	Mandya	Malavalli	HALAGURU HOBALI	Hobli	RAGI	IRR	1239			Taluk Level	37	2129.25	
125	Mandya	Malavalli	HALAGURU HOBALI	Hobli	RAGI	RF	1811	10	1326.04				
126	Mandya	Malavalli	KASABA - AIAI	Hobli	RAGI	IRR	160	10	2851.23				

**Government of Karnataka**  
**Directorate of Economics and Statistics**  
**Hobli Level Average Yield data for Kharif season 2017-18**

S.N	District	Taluk	Insurance Unit (hobli/ GP)	GP/HOBLI	Crop	IRR_RF	Area_Sown_Ha	No_CCE_Conducted	Average Yield(Kg/Ha)	Name_Of_Higher_Level	No_cce Conducted_Higher	Higher average Yield(Kg/Ha)	Synthetic Yield
127	Mandya	Malavalli	KASABA - AIAI	Hobli	RAGI	RF	183	10	1886.93				
128	Mandya	Malavalli	KASABA - AI	Hobli	RAGI	IRR	172	10	2851.23				
129	Mandya	Malavalli	KASABA - AI	Hobli	RAGI	RF	75	10	1886.93				
130	Mandya	Malavalli	KASABA- AIAIAI	Hobli	RAGI	IRR	80	10	2851.23				
131	Mandya	Malavalli	KASABA- AIAIAI	Hobli	RAGI	RF	20	10	1886.93				
132	Mandya	Malavalli	KIRUGAVALU HOBALI AIAIAI	Hobli	RAGI	IRR	159			Taluk Level	37	2129.25	
133	Mandya	Malavalli	KIRUGAVALU HOBALI AIAIAI	Hobli	RAGI	RF	332	10	1875.61				
134	Mandya	Malavalli	KIRUGAVALU HOBALI AIAI	Hobli	RAGI	IRR	161			Taluk Level	37	2129.25	
135	Mandya	Malavalli	KIRUGAVALU HOBALI AIAI	Hobli	RAGI	RF	49	10	1875.61				
136	Mandya	Malavalli	KIRUGAVALU HOBALI AI	Hobli	RAGI	IRR	198			Taluk Level	37	2129.25	
137	Mandya	Malavalli	KIRUGAVALU HOBALI AI	Hobli	RAGI	RF	34	10	1875.61				
138	Mandya	Malavalli	B G PURA HOBALI AIAI	Hobli	Sesame (Gingelly/Til)/Sesamu	RF	68	10	285.79				
139	Mandya	Malavalli	B G PURA HOBALI AI	Hobli	Sesame (Gingelly/Til)/Sesamu	RF	249	10	285.79				
140	Mandya	Malavalli	HALAGURU HOBALI	Hobli	Sesame (Gingelly/Til)/Sesamu	RF	76	10	494.98				
141	Mandya	Malavalli	KASABA - AIAI	Hobli	Sesame (Gingelly/Til)/Sesamu	RF	76	10	447.07				
142	Mandya	Malavalli	KASABA - AI	Hobli	Sesame (Gingelly/Til)/Sesamu	RF	111	10	447.07				
143	Mandya	Malavalli	KASABA- AIAIAI	Hobli	Sesame (Gingelly/Til)/Sesamu	RF	21	10	447.07				
144	Mandya	Malavalli	KIRUGAVALU HOBALI AIAIAI	Hobli	Sesame (Gingelly/Til)/Sesamu	RF	204	10	380.24				

**Government of Karnataka**  
**Directorate of Economics and Statistics**  
**Hobli Level Average Yield data for Kharif season 2017-18**

S.N	District	Taluk	Insurance Unit (hobli/ GP)	GP/HOBLI	Crop	IRR_RF	Area_Sown_Ha	No_CCE_Conducted	Average Yield(Kg/Ha)	Name_Of_Higher_Level	No_cce_Conducted_Higher	Higher average Yield(Kg/Ha)	Synthetic Yield
145	Mandya	Malavalli	KIRUGAVALU HOBALI AIAI	Hobli	Sesame (Gingelly/Til)/Sesamu	RF	94	10	380.24				
146	Mandya	Malavalli	KIRUGAVALU HOBALI AI	Hobli	Sesame (Gingelly/Til)/Sesamu	RF	104	10	380.24				
147	Mandya	Malavalli	B G PURA HOBALI AIAI	Hobli	Tomato	NS	123	10	22402.80				
148	Mandya	Malavalli	B G PURA HOBALI AI	Hobli	Tomato	NS	214	10	22402.80				
149	Mandya	Malavalli	KASABA - AIAI	Hobli	Tomato	NS	36	10	11566.08				
150	Mandya	Malavalli	KASABA - AI	Hobli	Tomato	NS	26	10	11566.08				
151	Mandya	Malavalli	KASABA- AIAIAI	Hobli	Tomato	NS	12	10	11566.08				
152	Mandya	Malavalli	KIRUGAVALU HOBALI AIAIAI	Hobli	Tomato	NS	57	10	8117.64				
153	Mandya	Malavalli	KIRUGAVALU HOBALI AIAI	Hobli	Tomato	NS	39	10	8117.64				
154	Mandya	Malavalli	KIRUGAVALU HOBALI AI	Hobli	Tomato	NS	29	10	8117.64				
155	Mandya	Mandya	BASARALU - 1	Hobli	Horse Gram (kulthi/kultha)	RF	126	10	824.27				
156	Mandya	Mandya	BASARALU - 2	Hobli	Horse Gram (kulthi/kultha)	RF	70	10	824.27				
157	Mandya	Mandya	DUDDA - 1	Hobli	Horse Gram (kulthi/kultha)	RF	146	10	1790.19				
158	Mandya	Mandya	DUDDA - 2	Hobli	Horse Gram (kulthi/kultha)	RF	42	10	1790.19				
159	Mandya	Mandya	KERAGODU - 2	Hobli	Horse Gram (kulthi/kultha)	RF	6			Taluk Level	33	1038.48	
160	Mandya	Mandya	KERAGODU -1	Hobli	Horse Gram (kulthi/kultha)	RF	1			Taluk Level	33	1038.48	
161	Mandya	Mandya	KOTTATTI - 1	Hobli	Horse Gram (kulthi/kultha)	RF	136			Taluk Level	33	1038.48	
162	Mandya	Mandya	KOTTATTI - 2	Hobli	Horse Gram (kulthi/kultha)	RF	19			Taluk Level	33	1038.48	



**Government of Karnataka**  
**Directorate of Economics and Statistics**  
**Hobli Level Average Yield data for Kharif season 2017-18**

S.N	District	Taluk	Insurance Unit (hobli/ GP)	GP/HOBLI	Crop	IRR_RF	Area_Sown_Ha	No_CCE_Conducted	Average Yield(Kg/Ha)	Name_Of_Higher_Level	No_cce Conducted_Higher	Higher average Yield(Kg/Ha)	Synthetic Yield
163	Mandya	Mandya	BASARALU - 1	Hobli	RAGI	IRR	349	10	2107.91				
164	Mandya	Mandya	BASARALU - 1	Hobli	RAGI	RF	1398	10	1730.69				
165	Mandya	Mandya	BASARALU - 2	Hobli	RAGI	IRR	341	10	2107.91				
166	Mandya	Mandya	BASARALU - 2	Hobli	RAGI	RF	946	10	1730.69				
167	Mandya	Mandya	DUDDA - 1	Hobli	RAGI	IRR	372	10	2213.14				
168	Mandya	Mandya	DUDDA - 1	Hobli	RAGI	RF	639	10	1838.25				
169	Mandya	Mandya	DUDDA - 2	Hobli	RAGI	IRR	399	10	2213.14				
170	Mandya	Mandya	DUDDA - 2	Hobli	RAGI	RF	174	10	1838.25				
171	Mandya	Mandya	KASABA - 1	Hobli	RAGI	IRR	172			Taluk Level	45	2415.70	
172	Mandya	Mandya	KASABA - 1	Hobli	RAGI	RF	1			Taluk Level	44	1650.77	
173	Mandya	Mandya	KASABA - 2	Hobli	RAGI	IRR	199			Taluk Level	45	2415.70	
174	Mandya	Mandya	KASABA - 2	Hobli	RAGI	RF	54			Taluk Level	44	1650.77	
175	Mandya	Mandya	KERAGODU - 2	Hobli	RAGI	IRR	375			Taluk Level	45	2415.70	
176	Mandya	Mandya	KERAGODU - 2	Hobli	RAGI	RF	228			Taluk Level	44	1650.77	
177	Mandya	Mandya	KERAGODU - 1	Hobli	RAGI	IRR	365			Taluk Level	45	2415.70	
178	Mandya	Mandya	KERAGODU - 1	Hobli	RAGI	RF	238			Taluk Level	44	1650.77	
179	Mandya	Mandya	KOTTATTI - 1	Hobli	RAGI	IRR	324			Taluk Level	45	2415.70	
180	Mandya	Mandya	KOTTATTI - 1	Hobli	RAGI	RF	71			Taluk Level	44	1650.77	

**Government of Karnataka**  
**Directorate of Economics and Statistics**  
**Hobli Level Average Yield data for Kharif season 2017-18**

S.N	District	Taluk	Insurance Unit (hobli/ GP)	GP/HOBLI	Crop	IRR_RF	Area_Sown_Ha	No_CCE_Conducted	Average Yield(Kg/Ha)	Name_Of_Higher_Level	No_cce_Conducted_Higher	Higher average Yield(Kg/Ha)	Synthetic Yield
181	Mandya	Mandya	KOTTATTI - 2	Hobli	RAGI	IRR	335			Taluk Level	45	2415.70	
182	Mandya	Mandya	KOTTATTI - 2	Hobli	RAGI	RF	59			Taluk Level	44	1650.77	
183	Mandya	Mandya	BASARALU - 1	Hobli	Sesame (Gingelly/Til)/Sesamu	RF	88	10	767.66				
184	Mandya	Mandya	BASARALU - 2	Hobli	Sesame (Gingelly/Til)/Sesamu	RF	62	10	767.66				
185	Mandya	Mandya	DUDDA - 1	Hobli	Sesame (Gingelly/Til)/Sesamu	RF	35			Taluk Level	28	1002.67	
186	Mandya	Mandya	DUDDA - 2	Hobli	Sesame (Gingelly/Til)/Sesamu	RF	31			Taluk Level	28	1002.67	
187	Mandya	Mandya	KOTTATTI - 1	Hobli	Sesame (Gingelly/Til)/Sesamu	RF	75	10	876.52				
188	Mandya	Mandya	KOTTATTI - 2	Hobli	Sesame (Gingelly/Til)/Sesamu	RF	55	10	876.52				
189	Mandya	Mandya	KERAGODU - 2(H)	Hobli	Sugarcane(Irrigated)	IRR			117310.40				
190	Mandya	Mandya	KERAGODU - 1(H)	Hobli	Sugarcane(Irrigated)	IRR			117310.40				
191	Mandya	Mandya	KOTTATTI - 1(H)	Hobli	Sugarcane(Irrigated)	IRR			121713.20				
192	Mandya	Mandya	KOTTATTI - 2(H)	Hobli	Sugarcane(Irrigated)	IRR			121713.20				
193	Mandya	Mandya	BASARALU - 1	Hobli	Tomato	NS	11	10	18654.36				
194	Mandya	Mandya	BASARALU - 2	Hobli	Tomato	NS	11	10	18654.36				
195	Mandya	Mandya	DUDDA - 1	Hobli	Tomato	NS	57	10	28796.40				
196	Mandya	Mandya	DUDDA - 2	Hobli	Tomato	NS	7	10	28796.40				
197	Mandya	Mandya	KASABA - 1	Hobli	Tomato	NS	6	10	15039.20				
198	Mandya	Mandya	KASABA - 2	Hobli	Tomato	NS	5	10	15039.20				

**Government of Karnataka**  
**Directorate of Economics and Statistics**  
**Hobli Level Average Yield data for Kharif season 2017-18**

S.N	District	Taluk	Insurance Unit (hobli/ GP)	GP/HOBLI	Crop	IRR_RF	Area_Sown_Ha	No_CCE_Conducted	Average Yield(Kg/Ha)	Name_Of_Higher_Level	No_cce Conducted_Higher	Higher average Yield(Kg/Ha)	Synthetic Yield
199	Mandya	Mandya	KOTTATTI - 1	Hobli	Tomato	NS	20	10	25128.00				
200	Mandya	Mandya	KOTTATTI - 2	Hobli	Tomato	NS	17	10	25128.00				
201	Mandya	Nagmangala	BELLURU	Hobli	Avare/Field bean	RF	207					741.00	Y
202	Mandya	Nagmangala	BINDIGANAVILE	Hobli	Avare/Field bean	RF	249					772.00	Y
203	Mandya	Nagmangala	BINDIGANAVILE	Hobli	Cowpea/Alasande	RF	175	10	21.55				
204	Mandya	Nagmangala	DEVALAPURA	Hobli	Cowpea/Alasande	RF	185	10	81.15				
205	Mandya	Nagmangala	HONAKERE	Hobli	Cowpea/Alasande	RF	215	10	55.92				
206	Mandya	Nagmangala	KASABA	Hobli	Cowpea/Alasande	RF	200	10	84.86				
207	Mandya	Nagmangala	HONAKERE	Hobli	French Bean	NS	27	10	19055.20				
208	Mandya	Nagmangala	BELLURU	Hobli	Horse Gram (kulthi/kultha)	RF	450			Taluk Level	44	607.75	
209	Mandya	Nagmangala	BINDIGANAVILE	Hobli	Horse Gram (kulthi/kultha)	RF	401			Taluk Level	44	607.75	
210	Mandya	Nagmangala	DEVALAPURA	Hobli	Horse Gram (kulthi/kultha)	RF	708	10	840.27				
211	Mandya	Nagmangala	HONAKERE	Hobli	Horse Gram (kulthi/kultha)	RF	750	10	564.04				
212	Mandya	Nagmangala	KASABA	Hobli	Horse Gram (kulthi/kultha)	RF	646			Taluk Level	44	607.75	
213	Mandya	Nagmangala	BELLURU	Hobli	PADDY	IRR	23			Taluk Level	40	3714.36	
214	Mandya	Nagmangala	BINDIGANAVILE	Hobli	PADDY	IRR	34			Taluk Level	40	3714.36	
215	Mandya	Nagmangala	BINDIGANAVILE	Hobli	PADDY	RF	0			State Level	4753	3656.86	
216	Mandya	Nagmangala	DEVALAPURA	Hobli	PADDY	IRR	66			Taluk Level	40	3714.36	

**Government of Karnataka**  
**Directorate of Economics and Statistics**  
**Hobli Level Average Yield data for Kharif season 2017-18**

S.N	District	Taluk	Insurance Unit (hobli/ GP)	GP/HOBLI	Crop	IRR_RF	Area_Sown_Ha	No_CCE_Conducted	Average Yield(Kg/Ha)	Name_Of_Higher_Level	No_cce Conducted_Higher	Higher average Yield(Kg/Ha)	Synthetic Yield
217	Mandya	Nagmangala	DEVALAPURA	Hobli	PADDY	RF	0			State Level	4753	3656.86	
218	Mandya	Nagmangala	HONAKERE	Hobli	PADDY	IRR	57			Taluk Level	40	3714.36	
219	Mandya	Nagmangala	HONAKERE	Hobli	PADDY	RF	0					2438.00	Y
220	Mandya	Nagmangala	KASABA	Hobli	PADDY	IRR	42			Taluk Level	40	3714.36	
221	Mandya	Nagmangala	DEVALAPURA	Hobli	Pigeon pea (red gram/arhar/tur)	RF	93					382.00	Y
222	Mandya	Nagmangala	BELLURU	Hobli	RAGI	IRR	739			Taluk Level	29	1929.60	
223	Mandya	Nagmangala	BINDIGANAVILE	Hobli	RAGI	IRR	219	10	2727.96				
224	Mandya	Nagmangala	HONAKERE	Hobli	RAGI	IRR	293			Taluk Level	29	1929.60	
225	Mandya	Nagmangala	KASABA	Hobli	RAGI	IRR	415			Taluk Level	29	1929.60	
226	Mandya	Nagmangala	BELLURU	Hobli	Sesame (Gingelly/Til)/Sesamu	RF	598	10	85.64				
227	Mandya	Nagmangala	BINDIGANAVILE	Hobli	Sesame (Gingelly/Til)/Sesamu	RF	468			Taluk Level	49	393.75	
228	Mandya	Nagmangala	DEVALAPURA	Hobli	Sesame (Gingelly/Til)/Sesamu	RF	458	10	982.99				
229	Mandya	Nagmangala	HONAKERE	Hobli	Sesame (Gingelly/Til)/Sesamu	RF	698	10	224.06				
230	Mandya	Nagmangala	KASABA	Hobli	Sesame (Gingelly/Til)/Sesamu	RF	628	10	397.75				
231	Mandya	Nagmangala	BINDIGANAVILE	Hobli	Sorghum (Jowar/Great Millet)	RF	0					1088.00	Y
232	Mandya	Nagmangala	DEVALAPURA	Hobli	Sorghum (Jowar/Great Millet)	RF	0			State Level	1823	1640.86	
233	Mandya	Nagmangala	BELLURU	Hobli	Tomato	NS	34	10	20920.32				

**Government of Karnataka**  
**Directorate of Economics and Statistics**  
**Hobli Level Average Yield data for Kharif season 2017-18**

S.N	District	Taluk	Insurance Unit (hobli/ GP)	GP/HOBLI	Crop	IRR_RF	Area_Sown_Ha	No_CCE_Conducted	Average Yield(Kg/Ha)	Name_Of_Higher_Level	No_cce Conducted_Higher	Higher average Yield(Kg/Ha)	Synthetic Yield
234	Mandya	Nagmangala	BINDIGANAVILE	Hobli	Tomato	NS	98			Taluk Level	36	24336.62	
235	Mandya	Nagmangala	HONAKERE	Hobli	Tomato	NS	95	10	25427.52				
236	Mandya	Nagmangala	KASABA	Hobli	Tomato	NS	90	10	29346.00				
237	Mandya	Pandavapura	CHINAKURALI	Hobli	Brinjal	NS	19	10	14714.04				
238	Mandya	Pandavapura	MELUKOTE	Hobli	Brinjal	NS	5	10	15229.60				
239	Mandya	Pandavapura	MELUKOTE	Hobli	Cabbage	NS	104	10	61616.00				
240	Mandya	Pandavapura	CHINAKURALI	Hobli	Cowpea/Alasande	RF	2020	10	94.24				
241	Mandya	Pandavapura	CHINAKURALI	Hobli	French Bean	NS	135	10	10346.00				
242	Mandya	Pandavapura	KASABA1	Hobli	French Bean	NS	46	10	22548.00				
243	Mandya	Pandavapura	KASABA2	Hobli	French Bean	NS	12	10	22548.00				
244	Mandya	Pandavapura	MELUKOTE	Hobli	French Bean	NS	100	10	13574.80				
245	Mandya	Pandavapura	CHINAKURALI	Hobli	Horse Gram (kulthi/kultha)	RF	812			Taluk Level	28	820.07	
246	Mandya	Pandavapura	KASABA1	Hobli	Horse Gram (kulthi/kultha)	RF	298	10	849.82				
247	Mandya	Pandavapura	KASABA2	Hobli	Horse Gram (kulthi/kultha)	RF	97	10	849.82				
248	Mandya	Pandavapura	MELUKOTE	Hobli	Horse Gram (kulthi/kultha)	RF	612	10	872.51				
249	Mandya	Pandavapura	CHINAKURALI	Hobli	Pigeon pea (red gram/arhar/tur)	RF	336	10	1070.38				
250	Mandya	Pandavapura	CHINAKURALI	Hobli	RAGI	IRR	629	10	1938.50				

**Government of Karnataka**  
**Directorate of Economics and Statistics**  
**Hobli Level Average Yield data for Kharif season 2017-18**

S.N	District	Taluk	Insurance Unit (hobli/ GP)	GP/HOBLI	Crop	IRR_RF	Area_Sown_Ha	No_CCE_Conducted	Average Yield(Kg/Ha)	Name_Of_Higher_Level	No_cce_Conducted_Higher	Higher average Yield(Kg/Ha)	Synthetic Yield
251	Mandya	Pandavapura	KASABA1	Hobli	RAGI	IRR	688	10	2438.82				
252	Mandya	Pandavapura	KASABA2	Hobli	RAGI	IRR	266	10	2438.82				
253	Mandya	Pandavapura	MELUKOTE	Hobli	RAGI	IRR	807	10	2647.30				
254	Mandya	Pandavapura	KASABA1(H)	Hobli	Sugarcane(Irrigated)	IRR			109092.00				
255	Mandya	Pandavapura	KASABA2(H)	Hobli	Sugarcane(Irrigated)	IRR			109092.00				
256	Mandya	Pandavapura	CHINAKURALI	Hobli	Tomato	NS	195	10	22928.00				
257	Mandya	Pandavapura	KASABA1	Hobli	Tomato	NS	63	10	30724.00				
258	Mandya	Pandavapura	KASABA2	Hobli	Tomato	NS	33	10	30724.00				
259	Mandya	Pandavapura	MELUKOTE	Hobli	Tomato	NS	192	10	27317.60				
260	Mandya	Srirangapatna	ARAKERE	Hobli	French Bean	NS	36	10	16982.00				
261	Mandya	Srirangapatna	K SHETTIHALLI-1	Hobli	French Bean	NS	2	10	9728.60				
262	Mandya	Srirangapatna	K SHETTIHALLI-2	Hobli	French Bean	NS	4	10	9728.60				
263	Mandya	Srirangapatna	ARAKERE	Hobli	Horse Gram (kulthi/kultha)	RF	1					390.00	Y
264	Mandya	Srirangapatna	BELAGOLA	Hobli	Horse Gram (kulthi/kultha)	RF	0			Taluk Level	2	786.35	
265	Mandya	Srirangapatna	K SHETTIHALLI-1	Hobli	Horse Gram (kulthi/kultha)	RF	0			Taluk Level	2	786.35	
266	Mandya	Srirangapatna	K SHETTIHALLI-2	Hobli	Horse Gram (kulthi/kultha)	RF	0			Taluk Level	2	786.35	
267	Mandya	Srirangapatna	KASABA	Hobli	Horse Gram (kulthi/kultha)	RF	0			Taluk Level	2	786.35	
268	Mandya	Srirangapatna	ARAKERE	Hobli	RAGI	RF	1089	10	1491.69				

**Government of Karnataka**  
**Directorate of Economics and Statistics**  
**Hobli Level Average Yield data for Kharif season 2017-18**

S.N	District	Taluk	Insurance Unit (hobli/ GP)	GP/HOBLI	Crop	IRR_RF	Area_Sown_Ha	No_CCE_Conducted	Average Yield(Kg/Ha)	Name_Of_Higher_Level	No_cce Conducted_Higher	Higher average Yield(Kg/Ha)	Synthetic Yield
269	Mandya	Srirangapatna	BELAGOLA	Hobli	RAGI	RF	1			Taluk Level	22	1396.63	
270	Mandya	Srirangapatna	K SHETTIHALLI-1	Hobli	RAGI	RF	0			Taluk Level	22	1396.63	
271	Mandya	Srirangapatna	K SHETTIHALLI-2	Hobli	RAGI	RF	0			Taluk Level	22	1396.63	
272	Mandya	Srirangapatna	KASABA	Hobli	RAGI	RF	365	10	1024.75				
273	Mandya	Srirangapatna	ARAKERE	Hobli	Tomato	NS	128	10	39069.40				
274	Mandya	Srirangapatna	K SHETTIHALLI-1	Hobli	Tomato	NS	8	10	21107.40				
275	Mandya	Srirangapatna	K SHETTIHALLI-2	Hobli	Tomato	NS	15	10	21107.40				

  
**Joint Director**  
**Crop insurance scheme Division**  
**Directorate of Economics and Statistics**

(25)

**Government of Karnataka**  
**Directorate of Economics and Statistics**  
**Hobli Level Average Yield data for Kharif season 2017-18**

S.N	District	Taluk	Insurance Unit (hobli/ GP)	GP/HOBLI	Crop	IRR_RF	Area_Sown_Ha	No_CCE_Conducted	Average Yield(Kg/Ha)	Name_Of_Higher_Level	No_cce_Conducted_Higher	Higher average Yield(Kg/Ha)	Synthetic Yield
1	Mysuru	Heggadadevankote	HAMPAPURA	Hobli	Avare/Field bean	RF	300	10	244.47				
2	Mysuru	Heggadadevankote	HAMPAPURA	Hobli	Black Gram (urd bean)	RF	220	10	264.96				
3	Mysuru	Heggadadevankote	HAMPAPURA	Hobli	Brinjal	NS	80			Taluk Level	6	7633.33	
4	Mysuru	Heggadadevankote	HAMPAPURA	Hobli	Castor (Rehri, Rendi, Arandi)	RF	200	10	1073.61				
5	Mysuru	Heggadadevankote	KANDALIKE	Hobli	Castor (Rehri, Rendi, Arandi)	RF	150	10	1076.59				
6	Mysuru	Heggadadevankote	KASABA	Hobli	Castor (Rehri, Rendi, Arandi)	RF	100	10	933.08				
7	Mysuru	Heggadadevankote	SARAGURU	Hobli	Castor (Rehri, Rendi, Arandi)	RF	150			Taluk Level	30	1027.76	
8	Mysuru	Heggadadevankote	ANTARASANTE	Hobli	COTTON	IRR	0			State Level	1226	672.03	
9	Mysuru	Heggadadevankote	ANTARASANTE	Hobli	COTTON	RF	7000	10	640.51				
10	Mysuru	Heggadadevankote	HAMPAPURA	Hobli	COTTON	RF	1800			Taluk Level	47	549.44	
11	Mysuru	Heggadadevankote	KANDALIKE	Hobli	COTTON	RF	6600	10	617.92				
12	Mysuru	Heggadadevankote	KASABA	Hobli	COTTON	RF	7550			Taluk Level	47	549.44	
13	Mysuru	Heggadadevankote	SARAGURU	Hobli	COTTON	RF	6700	10	826.55				
14	Mysuru	Heggadadevankote	ANTARASANTE	Hobli	Cowpea/Alasande	RF	800	10	857.09				
15	Mysuru	Heggadadevankote	HAMPAPURA	Hobli	Cowpea/Alasande	RF	3050	10	284.01				
16	Mysuru	Heggadadevankote	KANDALIKE	Hobli	Cowpea/Alasande	RF	200	10	764.30				
17	Mysuru	Heggadadevankote	KASABA	Hobli	Cowpea/Alasande	RF	1560	10	556.83				



**Government of Karnataka**  
**Directorate of Economics and Statistics**  
**Hobli Level Average Yield data for Kharif season 2017-18**

S.N	District	Taluk	Insurance Unit (hobli/ GP)	GP/HOBLI	Crop	IRR_RF	Area_Sown_Ha	No_CCE_Conducted	Average Yield(Kg/Ha)	Name_Of_Higher_Level	No_cce_Conducted_Higher	Higher average Yield(Kg/Ha)	Synthetic Yield
18	Mysuru	Heggadadevankote	SARAGURU	Hobli	Cowpea/Alasande	RF	1000	10	303.58				
19	Mysuru	Heggadadevankote	HAMPAPURA	Hobli	Green Gram (Moong Bean/ Moong)	RF	300	10	210.23				
20	Mysuru	Heggadadevankote	KASABA	Hobli	Green Gram (Moong Bean/ Moong)	RF	150	10	436.78				
21	Mysuru	Heggadadevankote	SARAGURU	Hobli	Green Gram (Moong Bean/ Moong)	RF	450	10	379.61				
22	Mysuru	Heggadadevankote	ANTARASANTE	Hobli	GROUNDNUT	RF	75	10	1456.84				
23	Mysuru	Heggadadevankote	KASABA	Hobli	GROUNDNUT	RF	15	10	1865.34				
24	Mysuru	Heggadadevankote	ANTARASANTE	Hobli	Maize (Makka)	RF	1025	10	5340.34				
25	Mysuru	Heggadadevankote	HAMPAPURA	Hobli	Maize (Makka)	RF	3250	10	5313.91				
26	Mysuru	Heggadadevankote	KANDALIKE	Hobli	Maize (Makka)	RF	1025	10	5732.87				
27	Mysuru	Heggadadevankote	KASABA	Hobli	Maize (Makka)	RF	2000	10	3696.80				
28	Mysuru	Heggadadevankote	SARAGURU	Hobli	Maize (Makka)	RF	1275	10	5355.22				
29	Mysuru	Heggadadevankote	ANTARASANTE	Hobli	Pigeon pea (red gram/arhar/tur)	RF	150			Taluk Level	48	1125.98	
30	Mysuru	Heggadadevankote	HAMPAPURA	Hobli	Pigeon pea (red gram/arhar/tur)	RF	250	10	1453.92				
31	Mysuru	Heggadadevankote	KANDALIKE	Hobli	Pigeon pea (red gram/arhar/tur)	RF	200	10	1273.03				

**Government of Karnataka**  
**Directorate of Economics and Statistics**  
**Hobli Level Average Yield data for Kharif season 2017-18**

S.N	District	Taluk	Insurance Unit (hobli/ GP)	GP/HOBLI	Crop	IRR_RF	Area_Sown_Ha	No_CCE_Conducted	Average Yield(Kg/Ha)	Name_Of_Higher_Level	No_cce_Conducted_Higher	Higher average Yield(Kg/Ha)	Synthetic Yield
32	Mysuru	Heggadadevankote	KASABA	Hobli	Pigeon pea (red gram/arhar/tur)	RF	150	10	1304.90				
33	Mysuru	Heggadadevankote	SARAGURU	Hobli	Pigeon pea (red gram/arhar/tur)	RF	200	10	855.82				
34	Mysuru	Heggadadevankote	HAMPAPURA	Hobli	Sesame (Gingelly/Til)/Sesamu	RF	950	10	912.67				
35	Mysuru	Heggadadevankote	KASABA	Hobli	Sesame (Gingelly/Til)/Sesamu	RF	75	10	2024.67				
36	Mysuru	Heggadadevankote	SARAGURU	Hobli	Sesame (Gingelly/Til)/Sesamu	RF	150	10	913.59				
37	Mysuru	Heggadadevankote	HAMPAPURA	Hobli	Sorghum (Jowar/Great Millet)	RF	0			District Level	60	850.06	
38	Mysuru	Heggadadevankote	ANTARASANTE(H)	Hobli	Sugarcane(Irrigated)	IRR			122560.00				
39	Mysuru	Heggadadevankote	SARAGURU(H)	Hobli	Sugarcane(Irrigated)	IRR			119724.00				
40	Mysuru	Heggadadevankote	KANDALIKE(H)	Hobli	Tobacco(Non Irrigated)	RF			115.78				
41	Mysuru	Heggadadevankote	KASABA(H)	Hobli	Tobacco(Non Irrigated)	RF			126.56				
42	Mysuru	Heggadadevankote	HAMPAPURA	Hobli	Tomato	NS	150	10	18208.00				
43	Mysuru	Heggadadevankote	KASABA	Hobli	Tomato	NS	140	10	11329.24				
44	Mysuru	Heggadadevankote	ANTARASANTE	Hobli	Turmeric	NS	150	10	14892.00				
45	Mysuru	Heggadadevankote	HAMPAPURA	Hobli	Turmeric	NS	130	10	18732.00				
46	Mysuru	Heggadadevankote	KANDALIKE	Hobli	Turmeric	NS	70	10	13532.00				
47	Mysuru	Heggadadevankote	KASABA	Hobli	Turmeric	NS	500			Taluk Level	45	14383.56	
48	Mysuru	Heggadadevankote	SARAGURU	Hobli	Turmeric	NS	140	10	9924.00				

82

**Government of Karnataka**  
**Directorate of Economics and Statistics**  
**Hobli Level Average Yield data for Kharif season 2017-18**

S.N	District	Taluk	Insurance Unit (hobli/ GP)	GP/HOBLI	Crop	IRR_RF	Area_Sown_Ha	No_CCE_Conducted	Average Yield(Kg/Ha)	Name_Of_Higher_Level	No_cce Conducted_Higher	Higher average Yield(Kg/Ha)	SyntheticYield
49	Mysuru	Hunsur	BILIKERE	Hobli	Avare/Field bean	RF	2010			Taluk Level	27	765.45	
50	Mysuru	Hunsur	GAVADAGERE	Hobli	Avare/Field bean	RF	2896			Taluk Level	27	765.45	
51	Mysuru	Hunsur	HANAGODU	Hobli	Avare/Field bean	RF	1198			Taluk Level	27	765.45	
52	Mysuru	Hunsur	KASABA	Hobli	Avare/Field bean	RF	4046	10	765.71				
53	Mysuru	Hunsur	BILIKERE	Hobli	Black Gram (urd bean)	RF	35			District Level	185	225.56	
54	Mysuru	Hunsur	GAVADAGERE	Hobli	Black Gram (urd bean)	RF	10			District Level	185	225.56	
55	Mysuru	Hunsur	BILIKERE	Hobli	Castor (Rehri, Rendi, Arandi)	RF	5			District Level	83	738.17	
56	Mysuru	Hunsur	HANAGODU	Hobli	Castor (Rehri, Rendi, Arandi)	RF	0			District Level	83	738.17	
57	Mysuru	Hunsur	KASABA	Hobli	Castor (Rehri, Rendi, Arandi)	RF	2			District Level	83	738.17	
58	Mysuru	Hunsur	BILIKERE	Hobli	COTTON	RF	705	10	554.44				
59	Mysuru	Hunsur	GAVADAGERE	Hobli	COTTON	RF	179	10	543.57				
60	Mysuru	Hunsur	KASABA	Hobli	COTTON	RF	474	10	615.83				
61	Mysuru	Hunsur	BILIKERE	Hobli	Cowpea/Alasande	RF	3108			Taluk Level	23	397.78	
62	Mysuru	Hunsur	GAVADAGERE	Hobli	Cowpea/Alasande	RF	1253			Taluk Level	23	397.78	
63	Mysuru	Hunsur	HANAGODU	Hobli	Cowpea/Alasande	RF	373			Taluk Level	23	397.78	
64	Mysuru	Hunsur	KASABA	Hobli	Cowpea/Alasande	RF	875			Taluk Level	23	397.78	
65	Mysuru	Hunsur	BILIKERE	Hobli	Green Gram (Moong Bean/ Moong)	RF	35			District Level	256	351.67	

9/1

**Government of Karnataka**  
**Directorate of Economics and Statistics**  
**Hobli Level Average Yield data for Kharif season 2017-18**

S.N	District	Taluk	Insurance Unit (hobli/ GP)	GP/HOBLI	Crop	IRR_RF	Area_Sown_Ha	No_CCE_Conducted	Average Yield(Kg/Ha)	Name_Of_Higher_Level	No_cce_Conducted_Higher	Higher average Yield(Kg/Ha)	Synthetic Yield
66	Mysuru	Hunsur	GAVADAGERE	Hobli	Green Gram (Moong Bean/ Moong)	RF	10			District Level	256	351.67	
67	Mysuru	Hunsur	KASABA	Hobli	Green Gram (Moong Bean/ Moong)	RF	2			District Level	256	351.67	
68	Mysuru	Hunsur	BILIKERE	Hobli	GROUNDNUT	RF	510			Taluk Level	18	557.47	
69	Mysuru	Hunsur	GAVADAGERE	Hobli	GROUNDNUT	RF	392	10	258.68				
70	Mysuru	Hunsur	HANAGODU	Hobli	GROUNDNUT	RF	0			Taluk Level	18	557.47	
71	Mysuru	Hunsur	KASABA	Hobli	GROUNDNUT	RF	5			Taluk Level	18	557.47	
72	Mysuru	Hunsur	HANAGODU	Hobli	Maize (Makka)	IRR	1200	10	5548.72				
73	Mysuru	Hunsur	KASABA	Hobli	Maize (Makka)	IRR	499			Taluk Level	14	5657.18	
74	Mysuru	Hunsur	BILIKERE	Hobli	PADDY	IRR	750	10	5906.98				
75	Mysuru	Hunsur	GAVADAGERE	Hobli	PADDY	IRR	950	10	4917.98				
76	Mysuru	Hunsur	HANAGODU	Hobli	PADDY	IRR	1050	10	4942.63				
77	Mysuru	Hunsur	KASABA	Hobli	PADDY	IRR	2750	10	4995.21				
78	Mysuru	Hunsur	BILIKERE	Hobli	Pigeon pea (red gram/arhar/tur)	RF	63			Taluk Level	16	555.99	
79	Mysuru	Hunsur	KASABA	Hobli	Pigeon pea (red gram/arhar/tur)	RF	24	10	608.76				
80	Mysuru	Hunsur	BILIKERE	Hobli	RAGI	IRR	79					3546.00	Y
81	Mysuru	Hunsur	HANAGODU	Hobli	RAGI	IRR	60					2262.00	Y

**Government of Karnataka**  
**Directorate of Economics and Statistics**  
**Hobli Level Average Yield data for Kharif season 2017-18**

S.N	District	Taluk	Insurance Unit (hobli/ GP)	GP/HOBLI	Crop	IRR_RF	Area_Sown_Ha	No_CCE_Conducted	Average Yield(Kg/Ha)	Name_Of_Higher_Level	No_cce_Conducted_Higher	Higher average Yield(Kg/Ha)	Synthetic Yield
82	Mysuru	Hunsur	KASABA	Hobli	RAGI	IRR	99			Taluk Level	11	1578.05	
83	Mysuru	Hunsur	BILIKERE	Hobli	Sesame (Gingelly/Til)/Sesamu	RF	1875	10	801.34				
84	Mysuru	Hunsur	GAVADAGERE	Hobli	Sesame (Gingelly/Til)/Sesamu	RF	250	10	1141.10				
85	Mysuru	Hunsur	HANAGODU	Hobli	Sesame (Gingelly/Til)/Sesamu	RF	0			Taluk Level	30	1057.79	
86	Mysuru	Hunsur	KASABA	Hobli	Sesame (Gingelly/Til)/Sesamu	RF	35	10	1230.94				
87	Mysuru	Hunsur	HANAGODU(H)	Hobli	Tobacco(Irrigated)	IRR						949.76	
88	Mysuru	Hunsur	KASABA(H)	Hobli	Tobacco(Irrigated)	IRR						949.76	
89	Mysuru	Hunsur	BILIKERE(H)	Hobli	Tobacco(Non Irrigated)	RF			1335.74				
90	Mysuru	Hunsur	GAVADAGERE(H)	Hobli	Tobacco(Non Irrigated)	RF			814.10				
91	Mysuru	Hunsur	HANAGODU(H)	Hobli	Tobacco(Non Irrigated)	RF			1061.62				
92	Mysuru	Hunsur	KASABA(H)	Hobli	Tobacco(Non Irrigated)	RF			1112.71				
93	Mysuru	Hunsur	BILIKERE	Hobli	Tomato	NS	60	10	13200.00				
94	Mysuru	Hunsur	BILIKERE	Hobli	Turmeric	NS	370	10	22320.00				
95	Mysuru	Hunsur	HANAGODU	Hobli	Turmeric	NS	4	10	24222.80				
96	Mysuru	Hunsur	KASABA	Hobli	Turmeric	NS	17	10	13924.00				
97	Mysuru	K.R.Nagar	CHUNCHANAKATTE	Hobli	Black Gram (urd bean)	RF	87	10	324.60				
98	Mysuru	K.R.Nagar	HEBBALU	Hobli	Black Gram (urd bean)	RF	34			Taluk Level	57	258.31	
99	Mysuru	K.R.Nagar	HOSAGRAHARA	Hobli	Black Gram (urd bean)	RF	72	10	180.27				

**Government of Karnataka**  
**Directorate of Economics and Statistics**  
**Hobli Level Average Yield data for Kharif season 2017-18**

S.N	District	Taluk	Insurance Unit (hobli/ GP)	GP/HOBLI	Crop	IRR_RF	Area_Sown_Ha	No_CCE_Conducted	Average Yield(Kg/Ha)	Name_Of_Higher_Level	No_cce Conducted_Higher	Higher average Yield(Kg/Ha)	Synthetic Yield
100	Mysuru	K.R.Nagar	KASABA	Hobli	Black Gram (urd bean)	RF	73	10	211.37				
101	Mysuru	K.R.Nagar	MIRLE	Hobli	Black Gram (urd bean)	RF	78			Taluk Level	57	258.31	
102	Mysuru	K.R.Nagar	SALIGRAMA	Hobli	Black Gram (urd bean)	RF	80	10	344.45				
103	Mysuru	K.R.Nagar	CHUNCHANAKATTE	Hobli	Cowpea/Alasande	RF	1418	10	145.44				
104	Mysuru	K.R.Nagar	HEBBALU	Hobli	Cowpea/Alasande	RF	980	10	213.18				
105	Mysuru	K.R.Nagar	HOSAGRAHARA	Hobli	Cowpea/Alasande	RF	1723	10	212.02				
106	Mysuru	K.R.Nagar	KASABA	Hobli	Cowpea/Alasande	RF	1254			Taluk Level	59	187.62	
107	Mysuru	K.R.Nagar	MIRLE	Hobli	Cowpea/Alasande	RF	1424	10	121.50				
108	Mysuru	K.R.Nagar	SALIGRAMA	Hobli	Cowpea/Alasande	RF	1326	10	222.62				
109	Mysuru	K.R.Nagar	CHUNCHANAKATTE	Hobli	Green Gram (Moong Bean/ Moong)	RF	78	10	368.86				
110	Mysuru	K.R.Nagar	HEBBALU	Hobli	Green Gram (Moong Bean/ Moong)	RF	38			Taluk Level	57	260.09	
111	Mysuru	K.R.Nagar	HOSAGRAHARA	Hobli	Green Gram (Moong Bean/ Moong)	RF	63	10	130.35				
112	Mysuru	K.R.Nagar	KASABA	Hobli	Green Gram (Moong Bean/ Moong)	RF	53	10	217.58				
113	Mysuru	K.R.Nagar	MIRLE	Hobli	Green Gram (Moong Bean/ Moong)	RF	45	10	211.91				
114	Mysuru	K.R.Nagar	SALIGRAMA	Hobli	Green Gram (Moong Bean/ Moong)	RF	25			Taluk Level	57	260.09	

**Government of Karnataka**  
**Directorate of Economics and Statistics**  
**Hobli Level Average Yield data for Kharif season 2017-18**

S.N	District	Taluk	Insurance Unit (hobli/ GP)	GP/HOBLI	Crop	IRR_RF	Area_Sown_Ha	No_CCE_Conducted	Average Yield(Kg/Ha)	Name_Of_Higher_Level	No_cce Conducted_Higher	Higher average Yield(Kg/Ha)	Synthetic Yield
115	Mysuru	K.R.Nagar	CHUNCHANAKATTE	Hobli	Maize (Makka)	RF	420			Taluk Level	33	4323.45	
116	Mysuru	K.R.Nagar	HOSAGRAHARA	Hobli	Maize (Makka)	RF	369	10	4678.35				
117	Mysuru	K.R.Nagar	MIRLE	Hobli	Maize (Makka)	RF	150	10	5114.29				
118	Mysuru	K.R.Nagar	SALIGRAMA	Hobli	Maize (Makka)	RF	367			Taluk Level	33	4323.45	
119	Mysuru	K.R.Nagar	HOSAGRAHARA	Hobli	Pigeon pea (red gram/arhar/tur)	RF	8	10	635.56				
120	Mysuru	K.R.Nagar	CHUNCHANAKATTE	Hobli	RAGI	RF	1140			Taluk Level	57	1342.15	
121	Mysuru	K.R.Nagar	HEBBALU	Hobli	RAGI	RF	550			Taluk Level	57	1342.15	
122	Mysuru	K.R.Nagar	HOSAGRAHARA	Hobli	RAGI	RF	2120	10	1342.86				
123	Mysuru	K.R.Nagar	KASABA	Hobli	RAGI	RF	480	10	1892.08				
124	Mysuru	K.R.Nagar	MIRLE	Hobli	RAGI	RF	1590	10	1231.65				
125	Mysuru	K.R.Nagar	SALIGRAMA	Hobli	RAGI	RF	960	10	873.07				
126	Mysuru	K.R.Nagar	CHUNCHANAKATTE	Hobli	Sesame (Gingelly/Til)/Sesamu	RF	153	10	241.33				
127	Mysuru	K.R.Nagar	HEBBALU	Hobli	Sesame (Gingelly/Til)/Sesamu	RF	96	10	440.73				
128	Mysuru	K.R.Nagar	HOSAGRAHARA	Hobli	Sesame (Gingelly/Til)/Sesamu	RF	59			Taluk Level	52	389.75	
129	Mysuru	K.R.Nagar	KASABA	Hobli	Sesame (Gingelly/Til)/Sesamu	RF	33			Taluk Level	52	389.75	
130	Mysuru	K.R.Nagar	MIRLE	Hobli	Sesame (Gingelly/Til)/Sesamu	RF	176			Taluk Level	52	389.75	
131	Mysuru	K.R.Nagar	SALIGRAMA	Hobli	Sesame (Gingelly/Til)/Sesamu	RF	40	10	591.16				

**Government of Karnataka**  
**Directorate of Economics and Statistics**  
**Hobli Level Average Yield data for Kharif season 2017-18**

S.N	District	Taluk	Insurance Unit (hobli/ GP)	GP/HOBLI	Crop	IRR_RF	Area_Sown_Ha	No_CCE_Conducted	Average Yield(Kg/Ha)	Name_Of_Higher_Level	No_cce_Conducted_Higher	Higher average Yield(Kg/Ha)	Synthetic Yield
132	Mysuru	K.R.Nagar	CHUNCHANAKATTE(H)	Hobli	Tobacco(Non Irrigated)	RF						1205.09	
133	Mysuru	K.R.Nagar	SALIGRAMA(H)	Hobli	Tobacco(Non Irrigated)	RF						1205.09	
134	Mysuru	K.R.Nagar	HEBBALU	Hobli	Tomato	NS	19	10	36037.32				
135	Mysuru	Mysuru	ILAVALA	Hobli	Avare/Field bean	RF	80	10	652.25				
136	Mysuru	Mysuru	JAYAPURA	Hobli	Avare/Field bean	RF	520	10	882.11				
137	Mysuru	Mysuru	KASABA	Hobli	Avare/Field bean	RF	5			Taluk Level	26	809.14	
138	Mysuru	Mysuru	ILAVALA	Hobli	Black Gram (urd bean)	RF	105	10	297.42				
139	Mysuru	Mysuru	JAYAPURA	Hobli	Black Gram (urd bean)	RF	465	10	175.59				
140	Mysuru	Mysuru	VARUNA	Hobli	Black Gram (urd bean)	RF	1350	10	310.03				
141	Mysuru	Mysuru	JAYAPURA	Hobli	Brinjal	NS	68			Taluk Level	7	10743.66	
142	Mysuru	Mysuru	JAYAPURA	Hobli	Cabbage	NS	74					41697.00	Y
143	Mysuru	Mysuru	ILAVALA	Hobli	Castor (Rehri, Rendi, Arandi)	RF	4			Taluk Level	18	1472.72	
144	Mysuru	Mysuru	JAYAPURA	Hobli	Castor (Rehri, Rendi, Arandi)	RF	40	10	922.86				
145	Mysuru	Mysuru	VARUNA	Hobli	Castor (Rehri, Rendi, Arandi)	RF	0			Taluk Level	18	1472.72	
146	Mysuru	Mysuru	JAYAPURA	Hobli	COTTON	RF	2650	10	373.30				
147	Mysuru	Mysuru	ILAVALA	Hobli	Cowpea/Alasande	RF	3610			Taluk Level	36	291.22	
148	Mysuru	Mysuru	JAYAPURA	Hobli	Cowpea/Alasande	RF	3900			Taluk Level	36	291.22	



**Government of Karnataka**  
**Directorate of Economics and Statistics**  
**Hobli Level Average Yield data for Kharif season 2017-18**

S.N	District	Taluk	Insurance Unit (hobli/ GP)	GP/HOBLI	Crop	IRR_RF	Area_Sown_Ha	No_CCE_Conducted	Average Yield(Kg/Ha)	Name_Of_Higher_Level	No_cce Conducted_Higher	Higher average Yield(Kg/Ha)	Synthetic Yield
149	Mysuru	Mysuru	KASABA	Hobli	Cowpea/Alasande	RF	235	10	169.03				
150	Mysuru	Mysuru	VARUNA	Hobli	Cowpea/Alasande	RF	2120	10	336.99				
151	Mysuru	Mysuru	ILAVALA	Hobli	French Bean	NS	34	10	5981.04				
152	Mysuru	Mysuru	VARUNA	Hobli	French Bean	NS	12	10	7537.12				
153	Mysuru	Mysuru	ILAVALA	Hobli	Green Gram (Moong Bean/ Moong)	RF	170	10	213.28				
154	Mysuru	Mysuru	JAYAPURA	Hobli	Green Gram (Moong Bean/ Moong)	RF	490			Taluk Level	28	191.40	
155	Mysuru	Mysuru	VARUNA	Hobli	Green Gram (Moong Bean/ Moong)	RF	870	10	46.85				
156	Mysuru	Mysuru	VARUNA	Hobli	GROUNDNUT	RF	12					329.00	Y
157	Mysuru	Mysuru	ILAVALA	Hobli	Horse Gram (kulthi/kultha)	RF	0			State Level	1799	772.55	
158	Mysuru	Mysuru	JAYAPURA	Hobli	Horse Gram (kulthi/kultha)	RF	0					570.00	Y
159	Mysuru	Mysuru	KASABA	Hobli	Horse Gram (kulthi/kultha)	RF	0			State Level	1799	772.55	
160	Mysuru	Mysuru	VARUNA	Hobli	Horse Gram (kulthi/kultha)	RF	0			State Level	1799	772.55	
161	Mysuru	Mysuru	ILAVALA	Hobli	Maize (Makka)	RF	340	10	1636.62				
162	Mysuru	Mysuru	JAYAPURA	Hobli	Maize (Makka)	RF	380	10	3606.63				
163	Mysuru	Mysuru	KASABA	Hobli	Maize (Makka)	RF	0			Taluk Level	20	2621.62	
164	Mysuru	Mysuru	VARUNA	Hobli	Maize (Makka)	RF	8			Taluk Level	20	2621.62	

**Government of Karnataka**  
**Directorate of Economics and Statistics**  
**Hobli Level Average Yield data for Kharif season 2017-18**

S.N	District	Taluk	Insurance Unit (hobli/ GP)	GP/HOBLI	Crop	IRR_RF	Area_Sown_Ha	No_CCE_Conducted	Average Yield(Kg/Ha)	Name_Of_Higher_Level	No_cce Conducted_Higher	Higher average Yield(Kg/Ha)	Synthetic Yield
165	Mysuru	Mysuru	ILAVALA	Hobli	Pigeon pea (red gram/arhar/tur)	RF	115	10	1708.93				
166	Mysuru	Mysuru	JAYAPURA	Hobli	Pigeon pea (red gram/arhar/tur)	RF	205			Taluk Level	25	1142.04	
167	Mysuru	Mysuru	VARUNA	Hobli	Pigeon pea (red gram/arhar/tur)	RF	50			Taluk Level	25	1142.04	
168	Mysuru	Mysuru	ILAVALA	Hobli	RAGI	RF	890	10	1411.14				
169	Mysuru	Mysuru	JAYAPURA	Hobli	RAGI	IRR	119	10	3253.74				
170	Mysuru	Mysuru	JAYAPURA	Hobli	RAGI	RF	3441	10	1383.63				
171	Mysuru	Mysuru	KASABA	Hobli	RAGI	RF	75			Taluk Level	36	1476.97	
172	Mysuru	Mysuru	VARUNA	Hobli	RAGI	IRR	95	10	2110.48				
173	Mysuru	Mysuru	VARUNA	Hobli	RAGI	RF	2195			Taluk Level	36	1476.97	
174	Mysuru	Mysuru	ILAVALA	Hobli	Sesame (Gingelly/Til)/Sesamu	RF	740			Taluk Level	2	1144.98	
175	Mysuru	Mysuru	JAYAPURA	Hobli	Sesame (Gingelly/Til)/Sesamu	RF	810			Taluk Level	2	1144.98	
176	Mysuru	Mysuru	KASABA	Hobli	Sesame (Gingelly/Til)/Sesamu	RF	0			Taluk Level	2	1144.98	
177	Mysuru	Mysuru	VARUNA	Hobli	Sesame (Gingelly/Til)/Sesamu	RF	35			Taluk Level	2	1144.98	
178	Mysuru	Mysuru	ILAVALA	Hobli	Sorghum (Jowar/Great Millet)	RF	96	10	493.12				
179	Mysuru	Mysuru	JAYAPURA	Hobli	Sorghum (Jowar/Great Millet)	RF	328			Taluk Level	20	1404.22	
180	Mysuru	Mysuru	VARUNA	Hobli	Sorghum (Jowar/Great Millet)	RF	10			Taluk Level	20	1404.22	

**Government of Karnataka**  
**Directorate of Economics and Statistics**  
**Hobli Level Average Yield data for Kharif season 2017-18**

S.N	District	Taluk	Insurance Unit (hobli/ GP)	GP/HOBLI	Crop	IRR_RF	Area_Sown_Ha	No_CCE_Conducted	Average Yield(Kg/Ha)	Name_Of_Higher_Level	No_cce_Conducted_Higher	Higher average Yield(Kg/Ha)	Synthetic Yield
181	Mysuru	Mysuru	ILAVALA	Hobli	Tomato	NS	380	10	14560.00				
182	Mysuru	Mysuru	JAYAPURA	Hobli	Tomato	NS	342			Taluk Level	29	20989.43	
183	Mysuru	Mysuru	VARUNA	Hobli	Tomato	NS	225	10	32379.48				
184	Mysuru	Nanjangud	BILIGERE	Hobli	Black Gram (urd bean)	RF	2585			Taluk Level	38	251.68	
185	Mysuru	Nanjangud	CHIKKAYYANACHATRA	Hobli	Black Gram (urd bean)	RF	1850			Taluk Level	38	251.68	
186	Mysuru	Nanjangud	DODDAKOWLANDE	Hobli	Black Gram (urd bean)	RF	695			Taluk Level	38	251.68	
187	Mysuru	Nanjangud	HULLAHALLI	Hobli	Black Gram (urd bean)	RF	650	10	435.57				
188	Mysuru	Nanjangud	KASABA	Hobli	Black Gram (urd bean)	RF	1600	10	173.58				
189	Mysuru	Nanjangud	CHIKKAYYANACHATRA	Hobli	Castor (Rehri, Rendi, Arandi)	RF	20			Taluk Level	35	112.17	
190	Mysuru	Nanjangud	DODDAKOWLANDE	Hobli	Castor (Rehri, Rendi, Arandi)	RF	35	10	152.10				
191	Mysuru	Nanjangud	HULLAHALLI	Hobli	Castor (Rehri, Rendi, Arandi)	RF	68			Taluk Level	35	112.17	
192	Mysuru	Nanjangud	KASABA	Hobli	Castor (Rehri, Rendi, Arandi)	RF	11			Taluk Level	35	112.17	
193	Mysuru	Nanjangud	BILIGERE	Hobli	COTTON	RF	305	10	86.16				
194	Mysuru	Nanjangud	CHIKKAYYANACHATRA	Hobli	COTTON	RF	490	10	88.26				
195	Mysuru	Nanjangud	DODDAKOWLANDE	Hobli	COTTON	RF	1350	10	365.70				
196	Mysuru	Nanjangud	HULLAHALLI	Hobli	COTTON	RF	8752			Taluk Level	42	189.51	
197	Mysuru	Nanjangud	KASABA	Hobli	COTTON	RF	3401	10	219.43				

**Government of Karnataka**  
**Directorate of Economics and Statistics**  
**Hobli Level Average Yield data for Kharif season 2017-18**

S.N	District	Taluk	Insurance Unit (hobli/ GP)	GP/HOBLI	Crop	IRR_RF	Area_Sown_Ha	No_CCE_Conducted	Average Yield(Kg/Ha)	Name_Of_Higher_Level	No_cce_Conducted_Higher	Higher average Yield(Kg/Ha)	Synthetic Yield
198	Mysuru	Nanjangud	BILIGERE	Hobli	Cowpea/Alasande	RF	960	10	49.51				
199	Mysuru	Nanjangud	CHIKKAYYANACHATRA	Hobli	Cowpea/Alasande	RF	818			Taluk Level	40	68.87	
200	Mysuru	Nanjangud	DODDAKOWLANDE	Hobli	Cowpea/Alasande	RF	728			Taluk Level	40	68.87	
201	Mysuru	Nanjangud	HULLAHALLI	Hobli	Cowpea/Alasande	RF	996			Taluk Level	40	68.87	
202	Mysuru	Nanjangud	KASABA	Hobli	Cowpea/Alasande	RF	1800			Taluk Level	40	68.87	
203	Mysuru	Nanjangud	BILIGERE	Hobli	GROUNDNUT	RF	90			Taluk Level	28	1242.43	
204	Mysuru	Nanjangud	DODDAKOWLANDE	Hobli	GROUNDNUT	RF	2			Taluk Level	28	1242.43	
205	Mysuru	Nanjangud	HULLAHALLI	Hobli	GROUNDNUT	RF	168			Taluk Level	28	1242.43	
206	Mysuru	Nanjangud	KASABA	Hobli	GROUNDNUT	RF	25	10	1369.12				
207	Mysuru	Nanjangud	BILIGERE	Hobli	Horse Gram (kulthi/kultha)	RF	0					499.00	Y
208	Mysuru	Nanjangud	CHIKKAYYANACHATRA	Hobli	Horse Gram (kulthi/kultha)	RF	0			State Level	1799	772.55	
209	Mysuru	Nanjangud	DODDAKOWLANDE	Hobli	Horse Gram (kulthi/kultha)	RF	0					407.00	Y
210	Mysuru	Nanjangud	HULLAHALLI	Hobli	Horse Gram (kulthi/kultha)	RF	0			State Level	1799	772.55	
211	Mysuru	Nanjangud	KASABA	Hobli	Horse Gram (kulthi/kultha)	RF	0			State Level	1799	772.55	
212	Mysuru	Nanjangud	BILIGERE	Hobli	Maize (Makka)	RF	370			Taluk Level	26	2346.81	
213	Mysuru	Nanjangud	DODDAKOWLANDE	Hobli	Maize (Makka)	IRR	33			Taluk Level	11	3218.65	
214	Mysuru	Nanjangud	DODDAKOWLANDE	Hobli	Maize (Makka)	RF	332	10	2208.43				
215	Mysuru	Nanjangud	HULLAHALLI	Hobli	Maize (Makka)	IRR	15	10	3107.98				

**Government of Karnataka**  
**Directorate of Economics and Statistics**  
**Hobli Level Average Yield data for Kharif season 2017-18**

S.N	District	Taluk	Insurance Unit (hobli/ GP)	GP/HOBLI	Crop	IRR_RF	Area_Sown_Ha	No_CCE_Conducted	Average Yield(Kg/Ha)	Name_Of_Higher_Level	No_cce Conducted_Higher	Higher average Yield(Kg/Ha)	Synthetic Yield
216	Mysuru	Nanjangud	HULLAHALLI	Hobli	Maize (Makka)	RF	371			Taluk Level	26	2346.81	
217	Mysuru	Nanjangud	KASABA	Hobli	Maize (Makka)	RF	0			Taluk Level	26	2346.81	
218	Mysuru	Nanjangud	BILIGERE	Hobli	Pigeon pea (red gram/arhar/tur)	RF	20	10	445.95				
219	Mysuru	Nanjangud	CHIKKAYYANACHATRA	Hobli	Pigeon pea (red gram/arhar/tur)	RF	186			Taluk Level	40	284.89	
220	Mysuru	Nanjangud	DODDAKOWLANDE	Hobli	Pigeon pea (red gram/arhar/tur)	RF	85	10	245.23				
221	Mysuru	Nanjangud	HULLAHALLI	Hobli	Pigeon pea (red gram/arhar/tur)	RF	57			Taluk Level	40	284.89	
222	Mysuru	Nanjangud	KASABA	Hobli	Pigeon pea (red gram/arhar/tur)	RF	16			Taluk Level	40	284.89	
223	Mysuru	Nanjangud	BILIGERE	Hobli	RAGI	RF	52	10	964.72				
224	Mysuru	Nanjangud	CHIKKAYYANACHATRA	Hobli	RAGI	IRR	15			Taluk Level	19	2215.43	
225	Mysuru	Nanjangud	CHIKKAYYANACHATRA	Hobli	RAGI	RF	602	10	3181.72				
226	Mysuru	Nanjangud	DODDAKOWLANDE	Hobli	RAGI	IRR	3			Taluk Level	19	2215.43	
227	Mysuru	Nanjangud	DODDAKOWLANDE	Hobli	RAGI	RF	347			Taluk Level	49	1810.95	
228	Mysuru	Nanjangud	HULLAHALLI	Hobli	RAGI	IRR	19			Taluk Level	19	2215.43	
229	Mysuru	Nanjangud	HULLAHALLI	Hobli	RAGI	RF	346	10	2028.64				
230	Mysuru	Nanjangud	KASABA	Hobli	RAGI	RF	20	10	1888.12				

**Government of Karnataka**  
**Directorate of Economics and Statistics**  
**Hobli Level Average Yield data for Kharif season 2017-18**

S.N	District	Taluk	Insurance Unit (hobli/ GP)	GP/HOBLI	Crop	IRR_RF	Area_Sown_Ha	No_CCE_Conducted	Average Yield(Kg/Ha)	Name_Of_Higher_Level	No_cce_Conducted_Higher	Higher average Yield(Kg/Ha)	Synthetic Yield
231	Mysuru	Nanjangud	BILIGERE	Hobli	Sesame (Gingelly/Til)/Sesamu	RF	20	10	398.66				
232	Mysuru	Nanjangud	CHIKKAYYANACHATRA	Hobli	Sesame (Gingelly/Til)/Sesamu	RF	10			Taluk Level	30	870.25	
233	Mysuru	Nanjangud	DODDAKOWLANDE	Hobli	Sesame (Gingelly/Til)/Sesamu	RF	30			Taluk Level	30	870.25	
234	Mysuru	Nanjangud	HULLAHALLI	Hobli	Sesame (Gingelly/Til)/Sesamu	RF	230	10	1266.87				
235	Mysuru	Nanjangud	KASABA	Hobli	Sesame (Gingelly/Til)/Sesamu	RF	50	10	945.22				
236	Mysuru	Nanjangud	BILIGERE	Hobli	Sorghum (Jowar/Great Millet)	RF	637	10	281.96				
237	Mysuru	Nanjangud	CHIKKAYYANACHATRA	Hobli	Sorghum (Jowar/Great Millet)	RF	36			Taluk Level	40	572.98	
238	Mysuru	Nanjangud	DODDAKOWLANDE	Hobli	Sorghum (Jowar/Great Millet)	RF	2001	10	267.90				
239	Mysuru	Nanjangud	HULLAHALLI	Hobli	Sorghum (Jowar/Great Millet)	RF	1404	10	1259.50				
240	Mysuru	Nanjangud	KASABA	Hobli	Sorghum (Jowar/Great Millet)	RF	460	10	482.56				
241	Mysuru	Nanjangud	BILIGERE(H)	Hobli	Sugarcane(Irrigated)	IRR			136400.00				
242	Mysuru	Nanjangud	CHIKKAYYANACHATRA(H)	Hobli	Sugarcane(Irrigated)	IRR			136816.00				
243	Mysuru	Nanjangud	DODDAKOWLANDE	Hobli	SUNFLOWER	RF	122	10	949.84				
244	Mysuru	Nanjangud	HULLAHALLI	Hobli	SUNFLOWER	RF	10			Taluk Level	20	829.29	
245	Mysuru	Nanjangud	KASABA	Hobli	SUNFLOWER	RF	9	10	708.74				
246	Mysuru	Nanjangud	BILIGERE	Hobli	Tomato	NS	31	10	22926.00				
247	Mysuru	Nanjangud	CHIKKAYYANACHATRA	Hobli	Tomato	NS	47	10	31224.80				
248	Mysuru	Nanjangud	DODDAKOWLANDE	Hobli	Tomato	NS	68	10	41088.20				

**Government of Karnataka**  
**Directorate of Economics and Statistics**  
**Hobli Level Average Yield data for Kharif season 2017-18**

S.N	District	Taluk	Insurance Unit (hobli/ GP)	GP/HOBLI	Crop	IRR_RF	Area_Sown_Ha	No_CCE_Conducted	Average Yield(Kg/Ha)	Name_Of_Higher_Level	No_cce_Conducted_Higher	Higher average Yield(Kg/Ha)	SyntheticYield
249	Mysuru	Nanjangud	HULLAHALLI	Hobli	Tomato	NS	124	10	28251.32				
250	Mysuru	Nanjangud	KASABA	Hobli	Tomato	NS	66	10	33376.72				
251	Mysuru	Nanjangud	BILIGERE	Hobli	Turmeric	NS	28			Taluk Level	35	35936.15	
252	Mysuru	Nanjangud	DODDAKOWLANDE	Hobli	Turmeric	NS	26			Taluk Level	35	35936.15	
253	Mysuru	Nanjangud	HULLAHALLI	Hobli	Turmeric	NS	110			Taluk Level	35	35936.15	
254	Mysuru	Nanjangud	KASABA	Hobli	Turmeric	NS	43	10	32007.20				
255	Mysuru	Periyapatana	BETTADAPURA	Hobli	Cowpea/Alasande	RF	66			District Level	208	293.82	
256	Mysuru	Periyapatana	HARANAHALI	Hobli	Cowpea/Alasande	RF	88			District Level	208	293.82	
257	Mysuru	Periyapatana	BETTADAPURA	Hobli	Maize (Makka)	IRR	7	10	4759.97				
258	Mysuru	Periyapatana	HARANAHALI	Hobli	Maize (Makka)	IRR	28	10	6511.50				
259	Mysuru	Periyapatana	RAVANDURU	Hobli	Maize (Makka)	IRR	12	10	4398.67				
260	Mysuru	Periyapatana	BETTADAPURA	Hobli	PADDY	IRR	1150	10	3715.85				
261	Mysuru	Periyapatana	HARANAHALI	Hobli	PADDY	IRR	2150	10	3539.37				
262	Mysuru	Periyapatana	KASABA	Hobli	PADDY	IRR	850	10	3946.87				
263	Mysuru	Periyapatana	RAVANDURU	Hobli	PADDY	IRR	654	10	5297.55				
264	Mysuru	Periyapatana	BETTADAPURA	Hobli	Potato	RF	11	10	4529.16				
265	Mysuru	Periyapatana	BETTADAPURA	Hobli	RAGI	RF	1150			Taluk Level	36	2030.51	
266	Mysuru	Periyapatana	HARANAHALI	Hobli	RAGI	RF	1180			Taluk Level	36	2030.51	

**Government of Karnataka**  
**Directorate of Economics and Statistics**  
**Hobli Level Average Yield data for Kharif season 2017-18**

S.N	District	Taluk	Insurance Unit (hobli/ GP)	GP/HOBLI	Crop	IRR_RF	Area_So wn_Ha	No_CCE_Conducte d	Average Yield(Kg/Ha)	Name_Of_Higher_Le vel	No_cce Conduct ed_High er	Higher average Yield(Kg/Ha)	SyntheticY ield
267	Mysuru	Periyapatana	KASABA	Hobli	RAGI	RF	1804	10	2374.00				
268	Mysuru	Periyapatana	RAVANDURU	Hobli	RAGI	RF	1650			Taluk Level	36	2030.51	
269	Mysuru	Periyapatana	BETTADAPURA(H)	Hobli	Tobacco(Non Irrigated)	RF						860.89	
270	Mysuru	Periyapatana	HARANAHALLI(H)	Hobli	Tobacco(Non Irrigated)	RF			1032.14				
271	Mysuru	Periyapatana	KASABA(H)	Hobli	Tobacco(Non Irrigated)	RF						860.89	
272	Mysuru	Periyapatana	RAVANDURU(H)	Hobli	Tobacco(Non Irrigated)	RF			872.62				
273	Mysuru	T-Narsipur	BANNURU	Hobli	Black Gram (urd bean)	RF	150	10	310.62				
274	Mysuru	T-Narsipur	KASABA	Hobli	Black Gram (urd bean)	RF	450	10	123.05				
275	Mysuru	T-Narsipur	MUGURU	Hobli	Black Gram (urd bean)	RF	1870	10	99.04				
276	Mysuru	T-Narsipur	SOSALE	Hobli	Black Gram (urd bean)	RF	260	10	78.81				
277	Mysuru	T-Narsipur	TALAKADU	Hobli	Black Gram (urd bean)	RF	650	10	84.55				
278	Mysuru	T-Narsipur	MUGURU	Hobli	Cowpea/Alasande	RF	0			District Level	208	293.82	
279	Mysuru	T-Narsipur	KASABA	Hobli	Green Gram (Moong Bean/ Moong)	RF	20	10	81.41				
280	Mysuru	T-Narsipur	MUGURU	Hobli	Green Gram (Moong Bean/ Moong)	RF	780	10	349.73				
281	Mysuru	T-Narsipur	TALAKADU	Hobli	Green Gram (Moong Bean/ Moong)	RF	120	10	350.41				
282	Mysuru	T-Narsipur	BANNURU	Hobli	GROUNDNUT	RF	30	10	912.08				



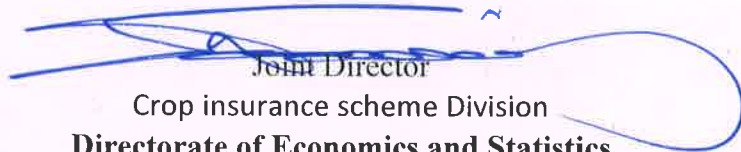
**Government of Karnataka**  
**Directorate of Economics and Statistics**  
**Hobli Level Average Yield data for Kharif season 2017-18**

S.N	District	Taluk	Insurance Unit (hobli/ GP)	GP/HOBLI	Crop	IRR_RF	Area_Sown_Ha	No_CCE_Conducted	Average Yield(Kg/Ha)	Name_Of_Higher_Level	No_cce Conducted_Higher	Higher average Yield(Kg/Ha)	Synthetic Yield
283	Mysuru	T-Narsipur	KASABA	Hobli	GROUNDNUT	IRR	0			State Level	1111	1491.65	
284	Mysuru	T-Narsipur	KASABA	Hobli	GROUNDNUT	RF	747	10	708.72				
285	Mysuru	T-Narsipur	MUGURU	Hobli	GROUNDNUT	RF	341	10	861.52				
286	Mysuru	T-Narsipur	BANNURU	Hobli	Maize (Makka)	RF	0			Taluk Level	38	3299.61	
287	Mysuru	T-Narsipur	KASABA	Hobli	Maize (Makka)	IRR	27			Taluk Level	28	4047.64	
288	Mysuru	T-Narsipur	KASABA	Hobli	Maize (Makka)	RF	22	10	3315.17				
289	Mysuru	T-Narsipur	MUGURU	Hobli	Maize (Makka)	RF	20			Taluk Level	38	3299.61	
290	Mysuru	T-Narsipur	SOSALE	Hobli	Maize (Makka)	IRR	124	10	4964.37				
291	Mysuru	T-Narsipur	SOSALE	Hobli	Maize (Makka)	RF	1833	10	2943.39				
292	Mysuru	T-Narsipur	TALAKADU	Hobli	Maize (Makka)	IRR	1050	10	3603.82				
293	Mysuru	T-Narsipur	TALAKADU	Hobli	Maize (Makka)	RF	121	10	4057.46				
294	Mysuru	T-Narsipur	BANNURU	Hobli	RAGI	IRR	402	10	2314.41				
295	Mysuru	T-Narsipur	BANNURU	Hobli	RAGI	RF	99	10	1916.03				
296	Mysuru	T-Narsipur	KASABA	Hobli	RAGI	IRR	83	10	1782.14				
297	Mysuru	T-Narsipur	KASABA	Hobli	RAGI	RF	122	10	1447.76				
298	Mysuru	T-Narsipur	MUGURU	Hobli	RAGI	IRR	15	10	1762.03				
299	Mysuru	T-Narsipur	MUGURU	Hobli	RAGI	RF	6	10	1367.60				
300	Mysuru	T-Narsipur	SOSALE	Hobli	RAGI	RF	409	10	2650.10				

(S)

**Government of Karnataka**  
**Directorate of Economics and Statistics**  
**Hobli Level Average Yield data for Kharif season 2017-18**

S.N	District	Taluk	Insurance Unit (hobli/ GP)	GP/HOBLI	Crop	IRR_RF	Area_Sown_Ha	No_CCE_Conducted	Average Yield(Kg/Ha)	Name_Of_Higher_Level	No_cce Conducted_Higher	Higher average Yield(Kg/Ha)	Synthetic Yield
301	Mysuru	T-Narsipur	TALAKADU	Hobli	RAGI	IRR	90	10	1804.89				
302	Mysuru	T-Narsipur	TALAKADU	Hobli	RAGI	RF	129	10	1244.89				
303	Mysuru	T-Narsipur	KASABA	Hobli	Sesame (Gingelly/Til)/Sesamu	RF	20	10	626.04				
304	Mysuru	T-Narsipur	MUGURU	Hobli	Sesame (Gingelly/Til)/Sesamu	RF	0			Taluk Level	30	554.40	
305	Mysuru	T-Narsipur	SOSALE	Hobli	Sesame (Gingelly/Til)/Sesamu	RF	60	10	531.97				
306	Mysuru	T-Narsipur	TALAKADU	Hobli	Sesame (Gingelly/Til)/Sesamu	RF	60	10	505.20				
307	Mysuru	T-Narsipur	BANNURU	Hobli	Tomato	NS	82	10	23696.16				
308	Mysuru	T-Narsipur	SOSALE	Hobli	Tomato	NS	59	10	32547.76				

  
Joint Director  
Crop insurance scheme Division  
Directorate of Economics and Statistics





**Government of Karnataka**  
**Directorate of Economics and Statistics**  
**Hobli Level Average Yield data for Kharif season 2017-18**

S.N	District	Taluk	Insurance Unit (hobli/ GP)	GP/HOBLI	Crop	IRR_RF	Area_Sown_Ha	No_CCE_Conducted	Average Yield(Kg/Ha)	Name_Of_Higher_Level	No_cce_Conducted_Higher	Higher average Yield(Kg/Ha)	Synthetic Yield
1	Raichur	Devdurga	ARAKERA	Hobli	COTTON	IRR	160			Taluk Level	38	768.92	
2	Raichur	Devdurga	ARAKERA	Hobli	COTTON	RF	1070			Taluk Level	38	533.30	
3	Raichur	Devdurga	DEVADURGA	Hobli	COTTON	IRR	159	10	835.00				
4	Raichur	Devdurga	DEVADURGA	Hobli	COTTON	RF	688	10	802.38				
5	Raichur	Devdurga	GABBURU	Hobli	COTTON	IRR	640	10	1242.91				
6	Raichur	Devdurga	GABBURU	Hobli	COTTON	RF	594	10	593.14				
7	Raichur	Devdurga	JALAHALLI	Hobli	COTTON	IRR	24	10	409.79				
8	Raichur	Devdurga	JALAHALLI	Hobli	COTTON	RF	565			Taluk Level	38	533.30	
9	Raichur	Devdurga	ARAKERA	Hobli	Green Gram (Moong Bean/ Moong)	RF	0					23.00	Y
10	Raichur	Devdurga	DEVADURGA	Hobli	Green Gram (Moong Bean/ Moong)	RF	4			Taluk Level	13	351.55	
11	Raichur	Devdurga	GABBURU	Hobli	Green Gram (Moong Bean/ Moong)	RF	3			Taluk Level	13	351.55	
12	Raichur	Devdurga	JALAHALLI	Hobli	Green Gram (Moong Bean/ Moong)	RF	5					219.00	Y
13	Raichur	Devdurga	ARAKERA	Hobli	GROUNDNUT	IRR	5			Taluk Level	22	1645.54	
14	Raichur	Devdurga	ARAKERA	Hobli	GROUNDNUT	RF	4			Taluk Level	20	1156.56	
15	Raichur	Devdurga	DEVADURGA	Hobli	GROUNDNUT	IRR	5	10	2023.45				
16	Raichur	Devdurga	DEVADURGA	Hobli	GROUNDNUT	RF	4			Taluk Level	20	1156.56	



**Government of Karnataka**  
**Directorate of Economics and Statistics**  
**Hobli Level Average Yield data for Kharif season 2017-18**

S.N	District	Taluk	Insurance Unit (hobli/ GP)	GP/HOBLI	Crop	IRR_RF	Area_Sown_Ha	No_CCE_Conducted	Average Yield(Kg/Ha)	Name_Of_Higher_Level	No_cce_Conducted_Higher	Higher average Yield(Kg/Ha)	Synthetic Yield
17	Raichur	Devdurga	GABBURU	Hobli	GROUNDNUT	IRR	0			Taluk Level	22	1645.54	
18	Raichur	Devdurga	GABBURU	Hobli	GROUNDNUT	RF	0			Taluk Level	20	1156.56	
19	Raichur	Devdurga	JALAHALLI	Hobli	GROUNDNUT	IRR	10			Taluk Level	22	1645.54	
20	Raichur	Devdurga	JALAHALLI	Hobli	GROUNDNUT	RF	25	10	1015.66				
21	Raichur	Devdurga	ARAKERA	Hobli	Onion	IRR	12	10	11691.08				
22	Raichur	Devdurga	DEVADURGA	Hobli	Onion	IRR	6	10	8804.28				
23	Raichur	Devdurga	JALAHALLI	Hobli	Onion	IRR	10	10	10327.76				
24	Raichur	Devdurga	ARAKERA	Hobli	Pearl Millet (Bajra/Bulrush Millet/Spiked Millet)	IRR	1108	10	1409.89				
25	Raichur	Devdurga	DEVADURGA	Hobli	Pearl Millet (Bajra/Bulrush Millet/Spiked Millet)	IRR	1200	10	2990.33				
26	Raichur	Devdurga	GABBURU	Hobli	Pearl Millet (Bajra/Bulrush Millet/Spiked Millet)	IRR	5			Taluk Level	32	2120.41	
27	Raichur	Devdurga	JALAHALLI	Hobli	Pearl Millet (Bajra/Bulrush Millet/Spiked Millet)	IRR	1590	10	2161.16				
28	Raichur	Devdurga	ARAKERA	Hobli	Pigeon pea (red gram/arhar/tur)	IRR	8	10	691.98				
29	Raichur	Devdurga	ARAKERA	Hobli	Pigeon pea (red gram/arhar/tur)	RF	3199	10	975.20				
30	Raichur	Devdurga	DEVADURGA	Hobli	Pigeon pea (red gram/arhar/tur)	IRR	6	10	1023.44				

**Government of Karnataka**  
**Directorate of Economics and Statistics**  
**Hobli Level Average Yield data for Kharif season 2017-18**

S.N	District	Taluk	Insurance Unit (hobli/ GP)	GP/HOBLI	Crop	IRR_RF	Area_Sown_Ha	No_CCE_Conducted	Average Yield(Kg/Ha)	Name_Of_Higher_Level	No_cce Conducted_Higher	Higher average Yield(Kg/Ha)	Synthetic Yield
31	Raichur	Devdurga	DEVADURGA	Hobli	Pigeon pea (red gram/arhar/tur)	RF	5110	10	711.01				
32	Raichur	Devdurga	GABBURU	Hobli	Pigeon pea (red gram/arhar/tur)	RF	14	10	719.72				
33	Raichur	Devdurga	JALAHALLI	Hobli	Pigeon pea (red gram/arhar/tur)	RF	6			Taluk Level	32	768.48	
34	Raichur	Devdurga	ARAKERA	Hobli	SUNFLOWER	IRR	186			Taluk Level	17	937.22	
35	Raichur	Devdurga	ARAKERA	Hobli	SUNFLOWER	RF	2417			Taluk Level	15	874.18	
36	Raichur	Devdurga	DEVADURGA	Hobli	SUNFLOWER	IRR	452			Taluk Level	17	937.22	
37	Raichur	Devdurga	DEVADURGA	Hobli	SUNFLOWER	RF	3197	10	786.60				
38	Raichur	Devdurga	GABBURU	Hobli	SUNFLOWER	IRR	0			Taluk Level	17	937.22	
39	Raichur	Devdurga	GABBURU	Hobli	SUNFLOWER	RF	4					359.00	Y
40	Raichur	Devdurga	JALAHALLI	Hobli	SUNFLOWER	IRR	209			Taluk Level	17	937.22	
41	Raichur	Devdurga	JALAHALLI	Hobli	SUNFLOWER	RF	8					493.00	Y
42	Raichur	Lingasugur	LINGASUGURU	Hobli	COTTON	IRR	8			Taluk Level	16	582.57	
43	Raichur	Lingasugur	LINGASUGURU	Hobli	COTTON	RF	8			Taluk Level	17	243.76	
44	Raichur	Lingasugur	MUDAGAL	Hobli	COTTON	IRR	6610			Taluk Level	16	582.57	
45	Raichur	Lingasugur	MUDAGAL	Hobli	COTTON	RF	2207	10	263.60				
46	Raichur	Lingasugur	GURUGUNTA	Hobli	Green Gram (Moong Bean/ Moong)	RF	26			District Level	25	358.57	

**Government of Karnataka**  
**Directorate of Economics and Statistics**  
**Hobli Level Average Yield data for Kharif season 2017-18**

S.N	District	Taluk	Insurance Unit (hobli/ GP)	GP/HOBLI	Crop	IRR_RF	Area_Sown_Ha	No_CCE_Conducted	Average Yield(Kg/Ha)	Name_Of_Higher_Level	No_cce Conducted_Higher	Higher average Yield(Kg/Ha)	Synthetic Yield
47	Raichur	Lingasugur	LINGASUGURU	Hobli	Green Gram (Moong Bean/ Moong)	RF	35					262.00	Y
48	Raichur	Lingasugur	MUDAGAL	Hobli	Green Gram (Moong Bean/ Moong)	RF	24					320.00	Y
49	Raichur	Lingasugur	GURUGUNTA	Hobli	GROUNDNUT	IRR	12					915.00	Y
50	Raichur	Lingasugur	GURUGUNTA	Hobli	GROUNDNUT	RF	30	10	808.06				
51	Raichur	Lingasugur	LINGASUGURU	Hobli	GROUNDNUT	IRR	4					1087.00	Y
52	Raichur	Lingasugur	LINGASUGURU	Hobli	GROUNDNUT	RF	0					593.00	Y
53	Raichur	Lingasugur	MUDAGAL	Hobli	GROUNDNUT	RF	0					629.00	Y
54	Raichur	Lingasugur	GURUGUNTA	Hobli	Horse Gram (kulthi/kultha)	RF	0			State Level	1799	772.55	
55	Raichur	Lingasugur	MUDAGAL	Hobli	Horse Gram (kulthi/kultha)	RF	0					424.00	Y
56	Raichur	Lingasugur	GURUGUNTA	Hobli	PADDY	IRR	7972	10	2954.40				
57	Raichur	Lingasugur	LINGASUGURU	Hobli	PADDY	IRR	11682	10	4897.71				
58	Raichur	Lingasugur	MUDAGAL	Hobli	PADDY	IRR	8			Taluk Level	24	3962.28	
59	Raichur	Lingasugur	GURUGUNTA	Hobli	Pearl Millet (Bajra/Bulrush Millet/Spiked Millet)	IRR	219	10	1088.69				
60	Raichur	Lingasugur	LINGASUGURU	Hobli	Pearl Millet (Bajra/Bulrush Millet/Spiked Millet)	IRR	345	10	1312.60				
61	Raichur	Lingasugur	MUDAGAL	Hobli	Pearl Millet (Bajra/Bulrush Millet/Spiked Millet)	IRR	125			Taluk Level	23	1070.90	

**Government of Karnataka**  
**Directorate of Economics and Statistics**  
**Hobli Level Average Yield data for Kharif season 2017-18**

S.N	District	Taluk	Insurance Unit (hobli/ GP)	GP/HOBLI	Crop	IRR_RF	Area_Sown_Ha	No_CCE_Conducted	Average Yield(Kg/Ha)	Name_Of_Higher_Level	No_cce Conducted_Higher	Higher average Yield(Kg/Ha)	Synthetic Yield
62	Raichur	Lingasugur	GURUGUNTA	Hobli	Pigeon pea (red gram/arhar/tur)	IRR	45	10	1238.60				
63	Raichur	Lingasugur	GURUGUNTA	Hobli	Pigeon pea (red gram/arhar/tur)	RF	4372	10	896.74				
64	Raichur	Lingasugur	LINGASUGURU	Hobli	Pigeon pea (red gram/arhar/tur)	IRR	15	10	1426.44				
65	Raichur	Lingasugur	LINGASUGURU	Hobli	Pigeon pea (red gram/arhar/tur)	RF	3828	10	518.51				
66	Raichur	Lingasugur	MUDAGAL	Hobli	Pigeon pea (red gram/arhar/tur)	IRR	33	10	1086.23				
67	Raichur	Lingasugur	MUDAGAL	Hobli	Pigeon pea (red gram/arhar/tur)	RF	1210	10	1008.96				
68	Raichur	Lingasugur	GURUGUNTA	Hobli	Sesame (Gingelly/Til)/Sesamu	RF	158					411.00	Y
69	Raichur	Lingasugur	LINGASUGURU	Hobli	Sesame (Gingelly/Til)/Sesamu	RF	162					103.00	Y
70	Raichur	Lingasugur	MUDAGAL	Hobli	Sesame (Gingelly/Til)/Sesamu	RF	170					19.00	Y
71	Raichur	Lingasugur	GURUGUNTA	Hobli	SUNFLOWER	IRR	10					440.00	Y
72	Raichur	Lingasugur	LINGASUGURU	Hobli	SUNFLOWER	IRR	57					696.00	Y
73	Raichur	Lingasugur	MUDAGAL	Hobli	SUNFLOWER	IRR	100					352.00	Y
74	Raichur	Manvi	HALAPURA	Hobli	COTTON	IRR	15			Taluk Level	62	556.23	
75	Raichur	Manvi	HALAPURA	Hobli	COTTON	RF	1170	10	235.19				
76	Raichur	Manvi	HIREKOTNIKALA	Hobli	COTTON	IRR	132	10	724.61				



**Government of Karnataka**  
**Directorate of Economics and Statistics**  
**Hobli Level Average Yield data for Kharif season 2017-18**

S.N	District	Taluk	Insurance Unit (hobli/ GP)	GP/HOBLI	Crop	IRR_RF	Area_Sown_Ha	No_CCE_Conducted	Average Yield(Kg/Ha)	Name_Of_Higher_Level	No_cce_Conducted_Higher	Higher average Yield(Kg/Ha)	Synthetic Yield
77	Raichur	Manvi	HIREKOTNIKALA	Hobli	COTTON	RF	2435	10	277.62				
78	Raichur	Manvi	KALLURU	Hobli	COTTON	IRR	246			Taluk Level	62	556.23	
79	Raichur	Manvi	KALLURU	Hobli	COTTON	RF	1935			Taluk Level	87	346.12	
80	Raichur	Manvi	KAVITALA	Hobli	COTTON	IRR	79	10	913.85				
81	Raichur	Manvi	KAVITALA	Hobli	COTTON	RF	2212			Taluk Level	87	346.12	
82	Raichur	Manvi	KURDI	Hobli	COTTON	RF	2064	10	393.92				
83	Raichur	Manvi	MALLATA	Hobli	COTTON	IRR	97			Taluk Level	62	556.23	
84	Raichur	Manvi	MALLATA	Hobli	COTTON	RF	1920	10	333.43				
85	Raichur	Manvi	MANAVI	Hobli	COTTON	IRR	139			Taluk Level	62	556.23	
86	Raichur	Manvi	MANAVI	Hobli	COTTON	RF	970	10	433.57				
87	Raichur	Manvi	PAMANAKALLURA	Hobli	COTTON	RF	527	10	244.16				
88	Raichur	Manvi	SIRAVARA	Hobli	COTTON	IRR	157			Taluk Level	62	556.23	
89	Raichur	Manvi	SIRAVARA	Hobli	COTTON	RF	1468	10	497.16				
90	Raichur	Manvi	KALLURU	Hobli	Green Gram (Moong Bean/ Moong)	RF	0			Taluk Level	4	764.98	
91	Raichur	Manvi	KAVITALA	Hobli	Green Gram (Moong Bean/ Moong)	RF	0			Taluk Level	4	764.98	
92	Raichur	Manvi	KURDI	Hobli	Green Gram (Moong Bean/ Moong)	RF	0			Taluk Level	4	764.98	

(S)

**Government of Karnataka**  
**Directorate of Economics and Statistics**  
**Hobli Level Average Yield data for Kharif season 2017-18**

S.N	District	Taluk	Insurance Unit (hobli/ GP)	GP/HOBLI	Crop	IRR_RF	Area_Sown_Ha	No_CCE_Conducted	Average Yield(Kg/Ha)	Name_Of_Higher_Level	No_cce_Conducted_Higher	Higher average Yield(Kg/Ha)	Synthetic Yield
93	Raichur	Manvi	PAMANAKALLURA	Hobli	Green Gram (Moong Bean/ Moong)	RF	40					587.00	Y
94	Raichur	Manvi	KAVITALA	Hobli	GROUNDNUT	RF	8			Taluk Level	4	691.01	
95	Raichur	Manvi	KURDI	Hobli	GROUNDNUT	IRR	0			District Level	46	1688.41	
96	Raichur	Manvi	KURDI	Hobli	GROUNDNUT	RF	0			Taluk Level	4	691.01	
97	Raichur	Manvi	MALLATA	Hobli	GROUNDNUT	RF	10			Taluk Level	4	691.01	
98	Raichur	Manvi	MANAVI	Hobli	GROUNDNUT	RF	0			Taluk Level	4	691.01	
99	Raichur	Manvi	PAMANAKALLURA	Hobli	GROUNDNUT	RF	0			Taluk Level	4	691.01	
100	Raichur	Manvi	KAVITALA	Hobli	Onion	IRR	6	10	17894.00				
101	Raichur	Manvi	KURDI	Hobli	Onion	IRR	4	10	15840.20				
102	Raichur	Manvi	PAMANAKALLURA	Hobli	Onion	IRR	4	10	11200.00				
103	Raichur	Manvi	HALAPURA	Hobli	Pearl Millet (Bajra/Bulrush Millet/Spiked Millet)	RF	264			Taluk Level	66	1592.32	
104	Raichur	Manvi	HIREKOTNIKALA	Hobli	Pearl Millet (Bajra/Bulrush Millet/Spiked Millet)	RF	1650			Taluk Level	66	1592.32	
105	Raichur	Manvi	KALLURU	Hobli	Pearl Millet (Bajra/Bulrush Millet/Spiked Millet)	IRR	5			Taluk Level	14	2388.06	
106	Raichur	Manvi	KALLURU	Hobli	Pearl Millet (Bajra/Bulrush Millet/Spiked Millet)	RF	669			Taluk Level	66	1592.32	
107	Raichur	Manvi	KAVITALA	Hobli	Pearl Millet (Bajra/Bulrush Millet/Spiked Millet)	IRR	6	10	2856.84				

**Government of Karnataka**  
**Directorate of Economics and Statistics**  
**Hobli Level Average Yield data for Kharif season 2017-18**

S.N	District	Taluk	Insurance Unit (hobli/ GP)	GP/HOBLI	Crop	IRR_RF	Area_Sown_Ha	No_CCE_Conducted	Average Yield(Kg/Ha)	Name_Of_Higher_Level	No_cce Conducted_Higher	Higher average Yield(Kg/Ha)	Synthetic Yield
108	Raichur	Manvi	KAVITALA	Hobli	Pearl Millet (Bajra/Bulrush Millet/Spiked Millet)	RF	20			Taluk Level	66	1592.32	
109	Raichur	Manvi	KURDI	Hobli	Pearl Millet (Bajra/Bulrush Millet/Spiked Millet)	RF	787			Taluk Level	66	1592.32	
110	Raichur	Manvi	MALLATA	Hobli	Pearl Millet (Bajra/Bulrush Millet/Spiked Millet)	RF	6	10	1925.33				
111	Raichur	Manvi	MANAVI	Hobli	Pearl Millet (Bajra/Bulrush Millet/Spiked Millet)	RF	378			Taluk Level	66	1592.32	
112	Raichur	Manvi	PAMANAKALLURA	Hobli	Pearl Millet (Bajra/Bulrush Millet/Spiked Millet)	RF	12			Taluk Level	66	1592.32	
113	Raichur	Manvi	SIRAVARA	Hobli	Pearl Millet (Bajra/Bulrush Millet/Spiked Millet)	RF	265			Taluk Level	66	1592.32	
114	Raichur	Manvi	HALAPURA	Hobli	Pigeon pea (red gram/arhar/tur)	RF	1385			Taluk Level	78	610.14	
115	Raichur	Manvi	HIREKOTNIKALA	Hobli	Pigeon pea (red gram/arhar/tur)	RF	6	10	469.17				
116	Raichur	Manvi	KALLURU	Hobli	Pigeon pea (red gram/arhar/tur)	RF	2465			Taluk Level	78	610.14	
117	Raichur	Manvi	KAVITALA	Hobli	Pigeon pea (red gram/arhar/tur)	IRR	10	10	914.46				
118	Raichur	Manvi	KAVITALA	Hobli	Pigeon pea (red gram/arhar/tur)	RF	40	10	386.46				

**Government of Karnataka**  
**Directorate of Economics and Statistics**  
**Hobli Level Average Yield data for Kharif season 2017-18**

S.N	District	Taluk	Insurance Unit (hobli/ GP)	GP/HOBLI	Crop	IRR_RF	Area_Sown_Ha	No_CCE_Conducted	Average Yield(Kg/Ha)	Name_Of_Higher_Level	No_cce Conducted_Higher	Higher average Yield(Kg/Ha)	Synthetic Yield
119	Raichur	Manvi	KURDI	Hobli	Pigeon pea (red gram/arhar/tur)	RF	25	10	823.22				
120	Raichur	Manvi	MALLATA	Hobli	Pigeon pea (red gram/arhar/tur)	RF	20	10	1057.32				
121	Raichur	Manvi	MANAVI	Hobli	Pigeon pea (red gram/arhar/tur)	RF	1340			Taluk Level	78	610.14	
122	Raichur	Manvi	PAMANAKALLURA	Hobli	Pigeon pea (red gram/arhar/tur)	RF	130			Taluk Level	78	610.14	
123	Raichur	Manvi	SIRAVARA	Hobli	Pigeon pea (red gram/arhar/tur)	RF	1256	10	440.73				
124	Raichur	Manvi	PAMANAKALLURA	Hobli	Sesame (Gingelly/Til)/Sesamu	RF	90					190.00	Y
125	Raichur	Manvi	HALAPURA	Hobli	SUNFLOWER	IRR	8			Taluk Level	31	863.36	
126	Raichur	Manvi	HALAPURA	Hobli	SUNFLOWER	RF	8			Taluk Level	35	879.33	
127	Raichur	Manvi	HIREKOTNIKALA	Hobli	SUNFLOWER	IRR	8			Taluk Level	31	863.36	
128	Raichur	Manvi	HIREKOTNIKALA	Hobli	SUNFLOWER	RF	12	10	971.83				
129	Raichur	Manvi	KALLURU	Hobli	SUNFLOWER	IRR	8			Taluk Level	31	863.36	
130	Raichur	Manvi	KALLURU	Hobli	SUNFLOWER	RF	5			Taluk Level	35	879.33	
131	Raichur	Manvi	KAVITALA	Hobli	SUNFLOWER	IRR	3			Taluk Level	31	863.36	
132	Raichur	Manvi	KAVITALA	Hobli	SUNFLOWER	RF	5			Taluk Level	35	879.33	
133	Raichur	Manvi	KURDI	Hobli	SUNFLOWER	IRR	0			Taluk Level	31	863.36	

**Government of Karnataka**  
**Directorate of Economics and Statistics**  
**Hobli Level Average Yield data for Kharif season 2017-18**

S.N	District	Taluk	Insurance Unit (hobli/ GP)	GP/HOBLI	Crop	IRR_RF	Area_Sown_Ha	No_CCE_Conducted	Average Yield(Kg/Ha)	Name_Of_Higher_Level	No_cce Conducted_Higher	Higher average Yield(Kg/Ha)	SyntheticYield
134	Raichur	Manvi	KURDI	Hobli	SUNFLOWER	RF	5			Taluk Level	35	879.33	
135	Raichur	Manvi	MALLATA	Hobli	SUNFLOWER	IRR	12	10	611.90				
136	Raichur	Manvi	MALLATA	Hobli	SUNFLOWER	RF	8			Taluk Level	35	879.33	
137	Raichur	Manvi	MANAVI	Hobli	SUNFLOWER	IRR	3			Taluk Level	31	863.36	
138	Raichur	Manvi	MANAVI	Hobli	SUNFLOWER	RF	10			Taluk Level	35	879.33	
139	Raichur	Manvi	PAMANAKALLURA	Hobli	SUNFLOWER	IRR	5			Taluk Level	31	863.36	
140	Raichur	Manvi	PAMANAKALLURA	Hobli	SUNFLOWER	RF	12			Taluk Level	35	879.33	
141	Raichur	Manvi	SIRAVARA	Hobli	SUNFLOWER	IRR	0			Taluk Level	31	863.36	
142	Raichur	Manvi	SIRAVARA	Hobli	SUNFLOWER	RF	0			Taluk Level	35	879.33	
143	Raichur	Maski	MASKI	Hobli	COTTON	IRR	7					551.00	Y
144	Raichur	Maski	MASKI	Hobli	COTTON	RF	86					422.00	Y
145	Raichur	Maski	MASKI	Hobli	Green Gram (Moong Bean/ Moong)	RF	5					106.00	Y
146	Raichur	Maski	MASKI	Hobli	GROUNDNUT	RF	76	10	840.65				
147	Raichur	Maski	MASKI	Hobli	Horse Gram (kulthi/kultha)	RF	0			State Level	1799	772.55	
148	Raichur	Maski	MASKI	Hobli	PADDY	IRR	10					3763.00	Y
149	Raichur	Maski	MASKI	Hobli	Pearl Millet (Bajra/Bulrush Millet/Spiked Millet)	IRR	117	10	1036.42				

**Government of Karnataka**  
**Directorate of Economics and Statistics**  
**Hobli Level Average Yield data for Kharif season 2017-18**

S.N	District	Taluk	Insurance Unit (hobli/ GP)	GP/HOBLI	Crop	IRR_RF	Area_Sown_Ha	No_CCE_Conducted	Average Yield(Kg/Ha)	Name_Of_Higher_Level	No_cce Conducted_Higher	Higher average Yield(Kg/Ha)	Synthetic Yield
150	Raichur	Maski	MASKI	Hobli	Pigeon pea (red gram/arhar/tur)	IRR	8					331.00	Y
151	Raichur	Maski	MASKI	Hobli	Pigeon pea (red gram/arhar/tur)	RF	1170					992.00	Y
152	Raichur	Maski	MASKI	Hobli	Sesame (Gingelly/Til)/Sesamu	RF	120					358.00	Y
153	Raichur	Maski	MASKI	Hobli	SUNFLOWER	IRR	10					567.00	Y
154	Raichur	Raichur	CHANDRABANDA	Hobli	Castor (Rehri, Rendi, Arandi)	RF	3			Taluk Level	6	144.16	
155	Raichur	Raichur	DEVASUGURU	Hobli	Castor (Rehri, Rendi, Arandi)	RF	3			Taluk Level	6	144.16	
156	Raichur	Raichur	GILLESUGURU	Hobli	Castor (Rehri, Rendi, Arandi)	RF	0			Taluk Level	6	144.16	
157	Raichur	Raichur	RAYACHURU	Hobli	Castor (Rehri, Rendi, Arandi)	RF	3			Taluk Level	6	144.16	
158	Raichur	Raichur	YARAGERA	Hobli	Castor (Rehri, Rendi, Arandi)	RF	0			Taluk Level	6	144.16	
159	Raichur	Raichur	CHANDRABANDA	Hobli	COTTON	IRR	0			Taluk Level	32	810.00	
160	Raichur	Raichur	CHANDRABANDA	Hobli	COTTON	RF	2636	10	561.16				
161	Raichur	Raichur	DEVASUGURU	Hobli	COTTON	IRR	454			Taluk Level	32	810.00	
162	Raichur	Raichur	DEVASUGURU	Hobli	COTTON	RF	3560	10	292.57				
163	Raichur	Raichur	GILLESUGURU	Hobli	COTTON	IRR	1210	10	1053.18				
164	Raichur	Raichur	GILLESUGURU	Hobli	COTTON	RF	11043	10	914.40				
165	Raichur	Raichur	KALAMALA	Hobli	COTTON	IRR	518	10	665.87				

**Government of Karnataka**  
**Directorate of Economics and Statistics**  
**Hobli Level Average Yield data for Kharif season 2017-18**

S.N	District	Taluk	Insurance Unit (hobli/ GP)	GP/HOBLI	Crop	IRR_RF	Area_Sown_Ha	No_CCE_Conducted	Average Yield(Kg/Ha)	Name_Of_Higher_Level	No_cce Conducted_Higher	Higher average Yield(Kg/Ha)	Synthetic Yield
166	Raichur	Raichur	KALAMALA	Hobli	COTTON	RF	4521	10	606.15				
167	Raichur	Raichur	RAYACHURU	Hobli	COTTON	IRR	114			Taluk Level	32	810.00	
168	Raichur	Raichur	RAYACHURU	Hobli	COTTON	RF	2912			Taluk Level	58	514.94	
169	Raichur	Raichur	YARAGERA	Hobli	COTTON	IRR	10			Taluk Level	32	810.00	
170	Raichur	Raichur	YARAGERA	Hobli	COTTON	RF	3411	10	367.19				
171	Raichur	Raichur	CHANDRABANDA	Hobli	Green Gram (Moong Bean/ Moong)	RF	0			Taluk Level	4	141.21	
172	Raichur	Raichur	DEVASUGURU	Hobli	Green Gram (Moong Bean/ Moong)	RF	7			Taluk Level	4	141.21	
173	Raichur	Raichur	KALAMALA	Hobli	Green Gram (Moong Bean/ Moong)	RF	0			Taluk Level	4	141.21	
174	Raichur	Raichur	RAYACHURU	Hobli	Green Gram (Moong Bean/ Moong)	RF	0			Taluk Level	4	141.21	
175	Raichur	Raichur	YARAGERA	Hobli	Green Gram (Moong Bean/ Moong)	RF	0			Taluk Level	4	141.21	
176	Raichur	Raichur	CHANDRABANDA	Hobli	GROUNDNUT	IRR	21			Taluk Level	18	1726.40	
177	Raichur	Raichur	CHANDRABANDA	Hobli	GROUNDNUT	RF	15			Taluk Level	27	1168.03	
178	Raichur	Raichur	DEVASUGURU	Hobli	GROUNDNUT	IRR	6			Taluk Level	18	1726.40	
179	Raichur	Raichur	DEVASUGURU	Hobli	GROUNDNUT	RF	6			Taluk Level	27	1168.03	
180	Raichur	Raichur	GILLESUGURU	Hobli	GROUNDNUT	RF	4			Taluk Level	27	1168.03	

**Government of Karnataka**  
**Directorate of Economics and Statistics**  
**Hobli Level Average Yield data for Kharif season 2017-18**

S.N	District	Taluk	Insurance Unit (hobli/ GP)	GP/HOBLI	Crop	IRR_RF	Area_Sown_Ha	No_CCE_Conducted	Average Yield(Kg/Ha)	Name_Of_Higher_Level	No_cce_Conducted_Higher	Higher average Yield(Kg/Ha)	Synthetic Yield
181	Raichur	Raichur	RAYACHURU	Hobli	GROUNDNUT	IRR	20	10	1746.67				
182	Raichur	Raichur	RAYACHURU	Hobli	GROUNDNUT	RF	4			Taluk Level	27	1168.03	
183	Raichur	Raichur	YARAGERA	Hobli	GROUNDNUT	IRR	4			Taluk Level	18	1726.40	
184	Raichur	Raichur	YARAGERA	Hobli	GROUNDNUT	RF	6			Taluk Level	27	1168.03	
185	Raichur	Raichur	GILLESUGURU	Hobli	PADDY	RF	48	10	3390.55				
186	Raichur	Raichur	CHANDRABANDA	Hobli	Pearl Millet (Bajra/Bulrush Millet/Spiked Millet)	RF	0			Taluk Level	15	1588.06	
187	Raichur	Raichur	DEVASUGURU	Hobli	Pearl Millet (Bajra/Bulrush Millet/Spiked Millet)	RF	0			Taluk Level	15	1588.06	
188	Raichur	Raichur	GILLESUGURU	Hobli	Pearl Millet (Bajra/Bulrush Millet/Spiked Millet)	RF	30			Taluk Level	15	1588.06	
189	Raichur	Raichur	KALAMALA	Hobli	Pearl Millet (Bajra/Bulrush Millet/Spiked Millet)	RF	0			Taluk Level	15	1588.06	
190	Raichur	Raichur	RAYACHURU	Hobli	Pearl Millet (Bajra/Bulrush Millet/Spiked Millet)	RF	20			Taluk Level	15	1588.06	
191	Raichur	Raichur	YARAGERA	Hobli	Pearl Millet (Bajra/Bulrush Millet/Spiked Millet)	RF	0			Taluk Level	15	1588.06	
192	Raichur	Raichur	CHANDRABANDA	Hobli	Pigeon pea (red gram/arhar/tur)	IRR	6					255.00	Y
193	Raichur	Raichur	GILLESUGURU	Hobli	Sorghum (Jowar/Great Millet)	RF	0			State Level	1823	1640.86	
194	Raichur	Raichur	CHANDRABANDA	Hobli	SUNFLOWER	IRR	0					642.00	Y



**Government of Karnataka**  
**Directorate of Economics and Statistics**  
**Hobli Level Average Yield data for Kharif season 2017-18**

S.N	District	Taluk	Insurance Unit (hobli/ GP)	GP/HOBLI	Crop	IRR_RF	Area_Sown_Ha	No_CCE_Conducted	Average Yield(Kg/Ha)	Name_Of_Higher_Level	No_cce Conducted_Higher	Higher average Yield(Kg/Ha)	Synthetic Yield
195	Raichur	Raichur	CHANDRABANDA	Hobli	SUNFLOWER	RF	10					487.00	Y
196	Raichur	Raichur	DEVASUGURU	Hobli	SUNFLOWER	IRR	6					570.00	Y
197	Raichur	Raichur	DEVASUGURU	Hobli	SUNFLOWER	RF	8			Taluk Level	12	1219.90	
198	Raichur	Raichur	GILLESUGURU	Hobli	SUNFLOWER	IRR	4					558.00	Y
199	Raichur	Raichur	GILLESUGURU	Hobli	SUNFLOWER	RF	5			Taluk Level	12	1219.90	
200	Raichur	Raichur	KALAMALA	Hobli	SUNFLOWER	RF	0			Taluk Level	12	1219.90	
201	Raichur	Raichur	RAYACHURU	Hobli	SUNFLOWER	RF	0			Taluk Level	12	1219.90	
202	Raichur	Raichur	YARAGERA	Hobli	SUNFLOWER	IRR	0					903.00	Y
203	Raichur	Raichur	YARAGERA	Hobli	SUNFLOWER	RF	0			Taluk Level	12	1219.90	
204	Raichur	Sindhanur	BADARLI	Hobli	COTTON	IRR	14	10	300.57				
205	Raichur	Sindhanur	BADARLI	Hobli	COTTON	RF	323			Taluk Level	99	280.92	
206	Raichur	Sindhanur	BALAGANURA	Hobli	COTTON	RF	593	10	270.05				
207	Raichur	Sindhanur	GOREBALA	Hobli	COTTON	RF	470	10	299.24				
208	Raichur	Sindhanur	GUDADURA	Hobli	COTTON	RF	521	10	197.49				
209	Raichur	Sindhanur	GUNJALLI	Hobli	COTTON	IRR	8	10	411.33				
210	Raichur	Sindhanur	HEDAGINALA	Hobli	COTTON	IRR	6	10	271.88				
211	Raichur	Sindhanur	HEDAGINALA	Hobli	COTTON	RF	350			Taluk Level	99	280.92	
212	Raichur	Sindhanur	HUDA	Hobli	COTTON	RF	6			Taluk Level	99	280.92	

**Government of Karnataka**  
**Directorate of Economics and Statistics**  
**Hobli Level Average Yield data for Kharif season 2017-18**

S.N	District	Taluk	Insurance Unit (hobli/ GP)	GP/HOBLI	Crop	IRR_RF	Area_Sown_Ha	No_CCE_Conducted	Average Yield(Kg/Ha)	Name_Of_Higher_Level	No_cce Conducted_Higher	Higher average Yield(Kg/Ha)	Synthetic Yield
213	Raichur	Sindhanur	JALIHALA	Hobli	COTTON	RF	1500			Taluk Level	99	280.92	
214	Raichur	Sindhanur	JAVALAGERA	Hobli	COTTON	IRR	12			Taluk Level	51	357.41	
215	Raichur	Sindhanur	JAVALAGERA	Hobli	COTTON	RF	684	10	376.47				
216	Raichur	Sindhanur	KUNNATAGI	Hobli	COTTON	RF	515			Taluk Level	99	280.92	
217	Raichur	Sindhanur	SALGUNDA	Hobli	COTTON	RF	502	10	229.85				
218	Raichur	Sindhanur	SINDHANURA	Hobli	COTTON	IRR	20	10	366.63				
219	Raichur	Sindhanur	SINDHANURA	Hobli	COTTON	RF	0			Taluk Level	99	280.92	
220	Raichur	Sindhanur	TURVIHALA	Hobli	COTTON	IRR	38			Taluk Level	51	357.41	
221	Raichur	Sindhanur	TURVIHALA	Hobli	COTTON	RF	615	10	422.12				
222	Raichur	Sindhanur	VALKANDINNI	Hobli	COTTON	RF	994	10	256.04				
223	Raichur	Sindhanur	GUNJALLI	Hobli	Green Gram (Moong Bean/ Moong)	RF	2			Taluk Level	2	381.13	
224	Raichur	Sindhanur	TURVIHALA	Hobli	Green Gram (Moong Bean/ Moong)	RF	5					123.00	Y
225	Raichur	Sindhanur	HUDA	Hobli	Maize (Makka)	IRR	8			Taluk Level	18	3767.33	
226	Raichur	Sindhanur	SINDHANURA	Hobli	Maize (Makka)	IRR	12			Taluk Level	18	3767.33	
227	Raichur	Sindhanur	BADARLI	Hobli	Pearl Millet (Bajra/Bulrush Millet/Spiked Millet)	RF	6			Taluk Level	47	1716.29	
228	Raichur	Sindhanur	BALAGANURA	Hobli	Pearl Millet (Bajra/Bulrush Millet/Spiked Millet)	RF	1754			Taluk Level	47	1716.29	

**Government of Karnataka**  
**Directorate of Economics and Statistics**  
**Hobli Level Average Yield data for Kharif season 2017-18**

S.N	District	Taluk	Insurance Unit (hobli/ GP)	GP/HOBLI	Crop	IRR_RF	Area_Sown_Ha	No_CCE_Conducted	Average Yield(Kg/Ha)	Name_Of_Higher_Level	No_cce_Conducted_Higher	Higher average Yield(Kg/Ha)	Synthetic Yield
229	Raichur	Sindhanur	GOREBALA	Hobli	Pearl Millet (Bajra/Bulrush Millet/Spiked Millet)	RF	4			Taluk Level	47	1716.29	
230	Raichur	Sindhanur	GUDADURA	Hobli	Pearl Millet (Bajra/Bulrush Millet/Spiked Millet)	RF	250			Taluk Level	47	1716.29	
231	Raichur	Sindhanur	GUNJALLI	Hobli	Pearl Millet (Bajra/Bulrush Millet/Spiked Millet)	RF	6			Taluk Level	47	1716.29	
232	Raichur	Sindhanur	HEDAGINALA	Hobli	Pearl Millet (Bajra/Bulrush Millet/Spiked Millet)	RF	0			Taluk Level	47	1716.29	
233	Raichur	Sindhanur	HUDA	Hobli	Pearl Millet (Bajra/Bulrush Millet/Spiked Millet)	RF	7			Taluk Level	47	1716.29	
234	Raichur	Sindhanur	JALIHALA	Hobli	Pearl Millet (Bajra/Bulrush Millet/Spiked Millet)	RF	0			Taluk Level	47	1716.29	
235	Raichur	Sindhanur	JAVALAGERA	Hobli	Pearl Millet (Bajra/Bulrush Millet/Spiked Millet)	RF	8			Taluk Level	47	1716.29	
236	Raichur	Sindhanur	KUNNATAGI	Hobli	Pearl Millet (Bajra/Bulrush Millet/Spiked Millet)	RF	7			Taluk Level	47	1716.29	
237	Raichur	Sindhanur	SALGUNDA	Hobli	Pearl Millet (Bajra/Bulrush Millet/Spiked Millet)	RF	7			Taluk Level	47	1716.29	
238	Raichur	Sindhanur	SINDHANURA	Hobli	Pearl Millet (Bajra/Bulrush Millet/Spiked Millet)	IRR	6	10	982.99				
239	Raichur	Sindhanur	SINDHANURA	Hobli	Pearl Millet (Bajra/Bulrush Millet/Spiked Millet)	RF	3			Taluk Level	47	1716.29	

**Government of Karnataka**  
**Directorate of Economics and Statistics**  
**Hobli Level Average Yield data for Kharif season 2017-18**

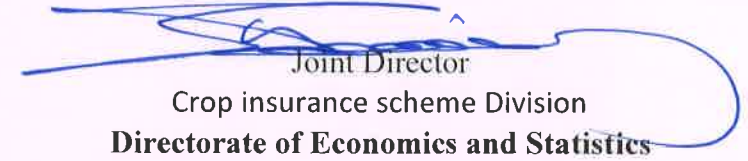
S.N	District	Taluk	Insurance Unit (hobli/ GP)	GP/HOBLI	Crop	IRR_RF	Area_Sown_Ha	No_CCE_Conducted	Average Yield(Kg/Ha)	Name_Of_Higher_Level	No_cce_Conducted_Higher	Higher average Yield(Kg/Ha)	Synthetic Yield
240	Raichur	Sindhanur	TURVIHALA	Hobli	Pearl Millet (Bajra/Bulrush Millet/Spiked Millet)	IRR	6	10	2027.59				
241	Raichur	Sindhanur	TURVIHALA	Hobli	Pearl Millet (Bajra/Bulrush Millet/Spiked Millet)	RF	3461			Taluk Level	47	1716.29	
242	Raichur	Sindhanur	VALKANDINNI	Hobli	Pearl Millet (Bajra/Bulrush Millet/Spiked Millet)	RF	3			Taluk Level	47	1716.29	
243	Raichur	Sindhanur	BADARLI	Hobli	Pigeon pea (red gram/arhar/tur)	IRR	8			Taluk Level	7	1654.36	
244	Raichur	Sindhanur	BADARLI	Hobli	Pigeon pea (red gram/arhar/tur)	RF	10	10	741.58				
245	Raichur	Sindhanur	BALAGANURA	Hobli	Pigeon pea (red gram/arhar/tur)	RF	25			Taluk Level	39	800.21	
246	Raichur	Sindhanur	GUDADURA	Hobli	Pigeon pea (red gram/arhar/tur)	RF	24			Taluk Level	39	800.21	
247	Raichur	Sindhanur	HUDA	Hobli	Pigeon pea (red gram/arhar/tur)	RF	6			Taluk Level	39	800.21	
248	Raichur	Sindhanur	TURVIHALA	Hobli	Pigeon pea (red gram/arhar/tur)	RF	69	10	763.66				
249	Raichur	Sindhanur	VALKANDINNI	Hobli	Pigeon pea (red gram/arhar/tur)	RF	0			Taluk Level	39	800.21	
250	Raichur	Sindhanur	TURVIHALA	Hobli	Sesame (Gingelly/Til)/Sesamu	RF	13					154.00	Y
251	Raichur	Sindhanur	BADARLI	Hobli	SUNFLOWER	IRR	1143			Taluk Level	53	1505.03	

**Government of Karnataka**  
**Directorate of Economics and Statistics**  
**Hobli Level Average Yield data for Kharif season 2017-18**

S.N	District	Taluk	Insurance Unit (hobli/ GP)	GP/HOBLI	Crop	IRR_RF	Area_Sown_Ha	No_CCE_Conducted	Average Yield(Kg/Ha)	Name_Of_Higher_Level	No_cce Conducted_Higher	Higher average Yield(Kg/Ha)	Synthetic Yield
252	Raichur	Sindhanur	BADARLI	Hobli	SUNFLOWER	RF	6			Taluk Level	44	742.37	
253	Raichur	Sindhanur	BALAGANURA	Hobli	SUNFLOWER	IRR	5			Taluk Level	53	1505.03	
254	Raichur	Sindhanur	BALAGANURA	Hobli	SUNFLOWER	RF	6			Taluk Level	44	742.37	
255	Raichur	Sindhanur	GOREBALA	Hobli	SUNFLOWER	IRR	13			Taluk Level	53	1505.03	
256	Raichur	Sindhanur	GOREBALA	Hobli	SUNFLOWER	RF	5			Taluk Level	44	742.37	
257	Raichur	Sindhanur	GUDADURA	Hobli	SUNFLOWER	RF	8			Taluk Level	44	742.37	
258	Raichur	Sindhanur	GUNJALLI	Hobli	SUNFLOWER	RF	7			Taluk Level	44	742.37	
259	Raichur	Sindhanur	HEDAGINALA	Hobli	SUNFLOWER	IRR	8			Taluk Level	53	1505.03	
260	Raichur	Sindhanur	HEDAGINALA	Hobli	SUNFLOWER	RF	0			Taluk Level	44	742.37	
261	Raichur	Sindhanur	HUDA	Hobli	SUNFLOWER	IRR	6			Taluk Level	53	1505.03	
262	Raichur	Sindhanur	HUDA	Hobli	SUNFLOWER	RF	3			Taluk Level	44	742.37	
263	Raichur	Sindhanur	JALIHALA	Hobli	SUNFLOWER	RF	0			Taluk Level	44	742.37	
264	Raichur	Sindhanur	JAVALAGERA	Hobli	SUNFLOWER	IRR	6			Taluk Level	53	1505.03	
265	Raichur	Sindhanur	JAVALAGERA	Hobli	SUNFLOWER	RF	7			Taluk Level	44	742.37	
266	Raichur	Sindhanur	KUNNATAGI	Hobli	SUNFLOWER	IRR	0			Taluk Level	53	1505.03	
267	Raichur	Sindhanur	KUNNATAGI	Hobli	SUNFLOWER	RF	6			Taluk Level	44	742.37	
268	Raichur	Sindhanur	SALGUNDA	Hobli	SUNFLOWER	IRR	45			Taluk Level	53	1505.03	
269	Raichur	Sindhanur	SALGUNDA	Hobli	SUNFLOWER	RF	913			Taluk Level	44	742.37	

**Government of Karnataka**  
**Directorate of Economics and Statistics**  
**Hobli Level Average Yield data for Kharif season 2017-18**

S.N	District	Taluk	Insurance Unit (hobli/ GP)	GP/HOBLI	Crop	IRR_RF	Area_Sown_Ha	No_CCE_Conducted	Average Yield(Kg/Ha)	Name_Of_Higher_Level	No_cce Conducted_Higher	Higher average Yield(Kg/Ha)	Synthetic Yield
270	Raichur	Sindhanur	SINDHANURA	Hobli	SUNFLOWER	IRR	7			Taluk Level	53	1505.03	
271	Raichur	Sindhanur	SINDHANURA	Hobli	SUNFLOWER	RF	0			Taluk Level	44	742.37	
272	Raichur	Sindhanur	TURVIHALA	Hobli	SUNFLOWER	IRR	8			Taluk Level	53	1505.03	
273	Raichur	Sindhanur	TURVIHALA	Hobli	SUNFLOWER	RF	1293			Taluk Level	44	742.37	
274	Raichur	Sindhanur	VALKANDINNI	Hobli	SUNFLOWER	IRR	8			Taluk Level	53	1505.03	
275	Raichur	Sindhanur	VALKANDINNI	Hobli	SUNFLOWER	RF	6			Taluk Level	44	742.37	

  
Joint Director  
Crop insurance scheme Division  
Directorate of Economics and Statistics





**Government of Karnataka**  
**Directorate of Economics and Statistics**  
**Hobli Level Average Yield data for Kharif season 2017-18**

S.N	District	Taluk	Insurance Unit (hobli/ GP)	GP/HOBLI	Crop	IRR_RF	Area_Sown_Ha	No_CCE_Conducted	Average Yield(Kg/Ha)	Name_Of_Higher_Level	No_cce_Conducted_Higher	Higher average Yield(Kg/Ha)	Synthetic Yield
1	Ramanagara	Channapatna	VIRUPAKSHIPURA	Hobli	Avare/Field bean	RF	271			Taluk Level	6	3778.47	
2	Ramanagara	Channapatna	KASABA	Hobli	Cowpea/Alasande	RF	8			Taluk Level	8	1192.49	
3	Ramanagara	Channapatna	MALURU	Hobli	Cowpea/Alasande	RF	204			Taluk Level	8	1192.49	
4	Ramanagara	Channapatna	VIRUPAKSHIPURA	Hobli	Cowpea/Alasande	RF	28			Taluk Level	8	1192.49	
5	Ramanagara	Channapatna	KASABA	Hobli	GROUNDNUT	RF	11			Taluk Level	14	984.59	
6	Ramanagara	Channapatna	MALURU	Hobli	GROUNDNUT	RF	36			Taluk Level	14	984.59	
7	Ramanagara	Channapatna	VIRUPAKSHIPURA	Hobli	GROUNDNUT	RF	83			Taluk Level	14	984.59	
8	Ramanagara	Channapatna	KASABA	Hobli	Horse Gram (kulthi/kultha)	RF	129			Taluk Level	25	778.80	
9	Ramanagara	Channapatna	MALURU	Hobli	Horse Gram (kulthi/kultha)	RF	246	10	689.00				
10	Ramanagara	Channapatna	VIRUPAKSHIPURA	Hobli	Horse Gram (kulthi/kultha)	RF	384			Taluk Level	25	778.80	
11	Ramanagara	Channapatna	KASABA	Hobli	Maize (Makka)	RF	110			Taluk Level	18	4322.65	
12	Ramanagara	Channapatna	MALURU	Hobli	Maize (Makka)	IRR	70			Taluk Level	10	5657.62	
13	Ramanagara	Channapatna	MALURU	Hobli	Maize (Makka)	RF	173			Taluk Level	18	4322.65	
14	Ramanagara	Channapatna	VIRUPAKSHIPURA	Hobli	Maize (Makka)	IRR	31			Taluk Level	10	5657.62	
15	Ramanagara	Channapatna	VIRUPAKSHIPURA	Hobli	Maize (Makka)	RF	274	10	3819.47				
16	Ramanagara	Channapatna	KASABA	Hobli	PADDY	IRR	114	10	5524.30				
17	Ramanagara	Channapatna	KASABA	Hobli	PADDY	RF	4			Taluk Level	4	4373.92	
18	Ramanagara	Channapatna	MALURU	Hobli	PADDY	IRR	116	10	5372.85				

3/2



**Government of Karnataka**  
**Directorate of Economics and Statistics**  
**Hobli Level Average Yield data for Kharif season 2017-18**

S.N	District	Taluk	Insurance Unit (hobli/ GP)	GP/HOBLI	Crop	IRR_RF	Area_Sown_Ha	No_CCE_Conducted	Average Yield(Kg/Ha)	Name_Of_Higher_Level	No_cce_Conducted_Higher	Higher average Yield(Kg/Ha)	Synthetic Yield
19	Ramanagara	Channapatna	VIRUPAKSHIPURA	Hobli	PADDY	IRR	329	10	4890.02				
20	Ramanagara	Channapatna	VIRUPAKSHIPURA	Hobli	PADDY	RF	0			Taluk Level	4	4373.92	
21	Ramanagara	Channapatna	VIRUPAKSHIPURA	Hobli	Pigeon pea (red gram/arhar/tur)	RF	164	10	484.65				
22	Ramanagara	Channapatna	KASABA	Hobli	RAGI	IRR	25	10	3230.57				
23	Ramanagara	Channapatna	MALURU	Hobli	RAGI	IRR	8			Taluk Level	24	3012.92	
24	Ramanagara	Channapatna	VIRUPAKSHIPURA	Hobli	RAGI	IRR	77			Taluk Level	24	3012.92	
25	Ramanagara	Channapatna	VIRUPAKSHIPURA	Hobli	Red Chillies	IRR	2			Taluk Level	2	436.08	
26	Ramanagara	Channapatna	VIRUPAKSHIPURA	Hobli	Sesame (Gingelly/Til)/Sesamu	RF	446	10	881.51				
27	Ramanagara	Channapatna	VIRUPAKSHIPURA(H)	Hobli	Sugarcane(Irrigated)	IRR						81917.14	
28	Ramanagara	Kanakpura	HAROHALLI	Hobli	Avare/Field bean	RF	214	10	2907.05				
29	Ramanagara	Kanakpura	KASABA	Hobli	Avare/Field bean	RF	316			Taluk Level	58	1616.94	
30	Ramanagara	Kanakpura	KODIHALLI	Hobli	Avare/Field bean	RF	407	10	620.11				
31	Ramanagara	Kanakpura	MARALAVADI	Hobli	Avare/Field bean	RF	207	10	1225.24				
32	Ramanagara	Kanakpura	SATANURU	Hobli	Avare/Field bean	RF	414	10	1379.35				
33	Ramanagara	Kanakpura	UYYAMBALLI	Hobli	Avare/Field bean	RF	259	10	1903.39				
34	Ramanagara	Kanakpura	HAROHALLI	Hobli	Castor (Rehri, Rendi, Arandi)	RF	149	10	730.73				
35	Ramanagara	Kanakpura	KASABA	Hobli	Castor (Rehri, Rendi, Arandi)	RF	211	10	1079.50				

**Government of Karnataka**  
**Directorate of Economics and Statistics**  
**Hobli Level Average Yield data for Kharif season 2017-18**

S.N	District	Taluk	Insurance Unit (hobli/ GP)	GP/HOBLI	Crop	IRR_RF	Area_Sown_Ha	No_CCE_Conducted	Average Yield(Kg/Ha)	Name_Of_Higher_Level	No_cce_Conducted_Higher	Higher average Yield(Kg/Ha)	SyntheticYield
36	Ramanagara	Kanakpura	KODIHALLI	Hobli	Castor (Rehri, Rendi, Arandi)	RF	104	10	396.10				
37	Ramanagara	Kanakpura	MARALAVADI	Hobli	Castor (Rehri, Rendi, Arandi)	RF	210			Taluk Level	59	996.35	
38	Ramanagara	Kanakpura	SATANURU	Hobli	Castor (Rehri, Rendi, Arandi)	RF	139	10	1170.48				
39	Ramanagara	Kanakpura	UYYAMBALLI	Hobli	Castor (Rehri, Rendi, Arandi)	RF	123	10	881.02				
40	Ramanagara	Kanakpura	HAROHALLI	Hobli	Cowpea/Alasande	RF	40			Taluk Level	44	727.47	
41	Ramanagara	Kanakpura	KODIHALLI	Hobli	Cowpea/Alasande	RF	112	10	417.16				
42	Ramanagara	Kanakpura	MARALAVADI	Hobli	Cowpea/Alasande	RF	90	10	810.78				
43	Ramanagara	Kanakpura	SATANURU	Hobli	Cowpea/Alasande	RF	29	10	419.10				
44	Ramanagara	Kanakpura	UYYAMBALLI	Hobli	Cowpea/Alasande	RF	105	10	1315.39				
45	Ramanagara	Kanakpura	HAROHALLI	Hobli	GROUNDNUT	RF	27	10	1390.36				
46	Ramanagara	Kanakpura	KASABA	Hobli	GROUNDNUT	IRR	0			Taluk Level	2	2102.61	
47	Ramanagara	Kanakpura	KASABA	Hobli	GROUNDNUT	RF	42	10	1499.35				
48	Ramanagara	Kanakpura	KODIHALLI	Hobli	GROUNDNUT	IRR	1			Taluk Level	2	2102.61	
49	Ramanagara	Kanakpura	KODIHALLI	Hobli	GROUNDNUT	RF	257			Taluk Level	54	1397.05	
50	Ramanagara	Kanakpura	MARALAVADI	Hobli	GROUNDNUT	RF	28			Taluk Level	54	1397.05	
51	Ramanagara	Kanakpura	SATANURU	Hobli	GROUNDNUT	RF	4			Taluk Level	54	1397.05	
52	Ramanagara	Kanakpura	UYYAMBALLI	Hobli	GROUNDNUT	IRR	0			Taluk Level	2	2102.61	

**Government of Karnataka**  
**Directorate of Economics and Statistics**  
**Hobli Level Average Yield data for Kharif season 2017-18**

S.N	District	Taluk	Insurance Unit (hobli/ GP)	GP/HOBLI	Crop	IRR_RF	Area_Sown_Ha	No_CCE_Conducted	Average Yield(Kg/Ha)	Name_Of_Higher_Level	No_cce_Conducted_Higher	Higher average Yield(Kg/Ha)	Synthetic Yield
53	Ramanagara	Kanakpura	UYYAMBALLI	Hobli	GROUNDNUT	RF	348	10	1253.20				
54	Ramanagara	Kanakpura	HAROHALLI	Hobli	Horse Gram (kulthi/kultha)	RF	13	10	842.52				
55	Ramanagara	Kanakpura	KODIHALLI	Hobli	Horse Gram (kulthi/kultha)	RF	123			Taluk Level	43	887.58	
56	Ramanagara	Kanakpura	MARALAVADI	Hobli	Horse Gram (kulthi/kultha)	RF	108	10	1050.90				
57	Ramanagara	Kanakpura	SATANURU	Hobli	Horse Gram (kulthi/kultha)	RF	190			Taluk Level	43	887.58	
58	Ramanagara	Kanakpura	UYYAMBALLI	Hobli	Horse Gram (kulthi/kultha)	RF	61			Taluk Level	43	887.58	
59	Ramanagara	Kanakpura	KASABA	Hobli	Maize (Makka)	RF	85			Taluk Level	12	4702.25	
60	Ramanagara	Kanakpura	KODIHALLI	Hobli	Maize (Makka)	IRR	9			Taluk Level	8	4529.20	
61	Ramanagara	Kanakpura	KODIHALLI	Hobli	Maize (Makka)	RF	30			Taluk Level	12	4702.25	
62	Ramanagara	Kanakpura	MARALAVADI	Hobli	Maize (Makka)	RF	149			Taluk Level	12	4702.25	
63	Ramanagara	Kanakpura	SATANURU	Hobli	Maize (Makka)	IRR	11			Taluk Level	8	4529.20	
64	Ramanagara	Kanakpura	SATANURU	Hobli	Maize (Makka)	RF	43			Taluk Level	12	4702.25	
65	Ramanagara	Kanakpura	UYYAMBALLI	Hobli	Maize (Makka)	RF	8			Taluk Level	12	4702.25	
66	Ramanagara	Kanakpura	HAROHALLI	Hobli	PADDY	IRR	573	10	5034.28				
67	Ramanagara	Kanakpura	HAROHALLI	Hobli	PADDY	RF	2			Taluk Level	8	5084.80	
68	Ramanagara	Kanakpura	KASABA	Hobli	PADDY	IRR	312	10	5461.76				
69	Ramanagara	Kanakpura	KODIHALLI	Hobli	PADDY	IRR	43	10	3230.35				
70	Ramanagara	Kanakpura	KODIHALLI	Hobli	PADDY	RF	1			Taluk Level	8	5084.80	

**Government of Karnataka**  
**Directorate of Economics and Statistics**  
**Hobli Level Average Yield data for Kharif season 2017-18**

S.N	District	Taluk	Insurance Unit (hobli/ GP)	GP/HOBLI	Crop	IRR_RF	Area_Sown_Ha	No_CCE_Conducted	Average Yield(Kg/Ha)	Name_Of_Higher_Level	No_cce_Conducted_Higher	Higher average Yield(Kg/Ha)	Synthetic Yield
71	Ramanagara	Kanakpura	MARALAVADI	Hobli	PADDY	IRR	288	10	5867.83				
72	Ramanagara	Kanakpura	MARALAVADI	Hobli	PADDY	RF	0			Taluk Level	8	5084.80	
73	Ramanagara	Kanakpura	SATANURU	Hobli	PADDY	IRR	30	10	7053.57				
74	Ramanagara	Kanakpura	UYYAMBALLI	Hobli	PADDY	IRR	254	10	2908.37				
75	Ramanagara	Kanakpura	UYYAMBALLI	Hobli	PADDY	RF	1			Taluk Level	8	5084.80	
76	Ramanagara	Kanakpura	HAROHALLI	Hobli	Pigeon pea (red gram/arhar/tur)	RF	103			Taluk Level	57	900.00	
77	Ramanagara	Kanakpura	KASABA	Hobli	Pigeon pea (red gram/arhar/tur)	RF	161	10	977.56				
78	Ramanagara	Kanakpura	KODIHALLI	Hobli	Pigeon pea (red gram/arhar/tur)	RF	137			Taluk Level	57	900.00	
79	Ramanagara	Kanakpura	MARALAVADI	Hobli	Pigeon pea (red gram/arhar/tur)	RF	169	10	955.75				
80	Ramanagara	Kanakpura	SATANURU	Hobli	Pigeon pea (red gram/arhar/tur)	RF	201	10	1080.54				
81	Ramanagara	Kanakpura	UYYAMBALLI	Hobli	Pigeon pea (red gram/arhar/tur)	RF	143	10	942.53				
82	Ramanagara	Kanakpura	MARALAVADI	Hobli	RAGI	IRR	49			Taluk Level	16	3548.53	
83	Ramanagara	Kanakpura	SATANURU	Hobli	RAGI	IRR	55			Taluk Level	16	3548.53	
84	Ramanagara	Kanakpura	KODIHALLI	Hobli	Red Chillies	RF	45			Taluk Level	16	1466.13	
85	Ramanagara	Kanakpura	UYYAMBALLI	Hobli	Red Chillies	RF	7			Taluk Level	16	1466.13	

**Government of Karnataka**  
**Directorate of Economics and Statistics**  
**Hobli Level Average Yield data for Kharif season 2017-18**

S.N	District	Taluk	Insurance Unit (hobli/ GP)	GP/HOBLI	Crop	IRR_RF	Area_Sown_Ha	No_CCE_Conducted	Average Yield(Kg/Ha)	Name_Of_Higher_Level	No_cce Conducted_Higher	Higher average Yield(Kg/Ha)	Synthetic Yield
86	Ramanagara	Kanakpura	HAROHALLI	Hobli	Sesame (Gingelly/Til)/Sesamu	RF	10			Taluk Level	50	366.46	
87	Ramanagara	Kanakpura	KASABA	Hobli	Sesame (Gingelly/Til)/Sesamu	RF	38	10	373.44				
88	Ramanagara	Kanakpura	KODIHALLI	Hobli	Sesame (Gingelly/Til)/Sesamu	RF	463	10	521.05				
89	Ramanagara	Kanakpura	MARALAVADI	Hobli	Sesame (Gingelly/Til)/Sesamu	RF	7			Taluk Level	50	366.46	
90	Ramanagara	Kanakpura	SATANURU	Hobli	Sesame (Gingelly/Til)/Sesamu	RF	768	10	247.32				
91	Ramanagara	Kanakpura	UYYAMBALLI	Hobli	Sesame (Gingelly/Til)/Sesamu	RF	580	10	106.39				
92	Ramanagara	Magadi	KASABA	Hobli	Avare/Field bean	RF	892	10	251.91				
93	Ramanagara	Magadi	KUDURU	Hobli	Avare/Field bean	RF	273			Taluk Level	48	489.07	
94	Ramanagara	Magadi	MADABAL	Hobli	Avare/Field bean	RF	483	10	622.46				
95	Ramanagara	Magadi	SOLURU	Hobli	Avare/Field bean	RF	601	10	994.31				
96	Ramanagara	Magadi	TIPPASANDRA	Hobli	Avare/Field bean	RF	191	10	436.00				
97	Ramanagara	Magadi	TIPPASANDRA	Hobli	Castor (Rehri, Rendi, Arandi)	RF	110			Taluk Level	9	455.09	
98	Ramanagara	Magadi	KASABA	Hobli	Cowpea/Alasande	RF	296	10	571.01				
99	Ramanagara	Magadi	KUDURU	Hobli	Cowpea/Alasande	RF	39	10	401.21				
100	Ramanagara	Magadi	MADABAL	Hobli	Cowpea/Alasande	RF	95	10	309.90				
101	Ramanagara	Magadi	SOLURU	Hobli	Cowpea/Alasande	RF	94			Taluk Level	43	404.07	
102	Ramanagara	Magadi	TIPPASANDRA	Hobli	Cowpea/Alasande	RF	59			Taluk Level	43	404.07	
103	Ramanagara	Magadi	KASABA	Hobli	Horse Gram (kulthi/kultha)	RF	195	10	876.18				

**Government of Karnataka**  
**Directorate of Economics and Statistics**  
**Hobli Level Average Yield data for Kharif season 2017-18**

S.N	District	Taluk	Insurance Unit (hobli/ GP)	GP/HOBLI	Crop	IRR_RF	Area_Sown_Ha	No_CCE_Conducted	Average Yield(Kg/Ha)	Name_Of_Higher_Level	No_cce_Conducted_Higher	Higher average Yield(Kg/Ha)	Synthetic Yield
104	Ramanagara	Magadi	KUDURU	Hobli	Horse Gram (kulthi/kultha)	RF	140	10	387.00				
105	Ramanagara	Magadi	MADABAL	Hobli	Horse Gram (kulthi/kultha)	RF	84	10	544.30				
106	Ramanagara	Magadi	SOLURU	Hobli	Horse Gram (kulthi/kuitha)	RF	173			Taluk Level	49	526.86	
107	Ramanagara	Magadi	TIPPASANDRA	Hobli	Horse Gram (kulthi/kultha)	RF	121	10	538.65				
108	Ramanagara	Magadi	KASABA	Hobli	Maize (Makka)	RF	21			Taluk Level	12	2918.68	
109	Ramanagara	Magadi	KUDURU	Hobli	Maize (Makka)	RF	32			Taluk Level	12	2918.68	
110	Ramanagara	Magadi	MADABAL	Hobli	Maize (Makka)	RF	15			Taluk Level	12	2918.68	
111	Ramanagara	Magadi	KASABA	Hobli	PADDY	IRR	185	10	4140.38				
112	Ramanagara	Magadi	KUDURU	Hobli	PADDY	IRR	49			Taluk Level	46	3817.77	
113	Ramanagara	Magadi	MADABAL	Hobli	PADDY	IRR	44			Taluk Level	46	3817.77	
114	Ramanagara	Magadi	SOLURU	Hobli	PADDY	IRR	50	10	2586.40				
115	Ramanagara	Magadi	TIPPASANDRA	Hobli	PADDY	IRR	78	10	4741.07				
116	Ramanagara	Magadi	KASABA	Hobli	Pigeon pea (red gram/arhar/tur)	RF	414	10	1060.16				
117	Ramanagara	Magadi	KUDURU	Hobli	Pigeon pea (red gram/arhar/tur)	RF	114			Taluk Level	47	673.58	
118	Ramanagara	Magadi	MADABAL	Hobli	Pigeon pea (red gram/arhar/tur)	RF	417			Taluk Level	47	673.58	
119	Ramanagara	Magadi	SOLURU	Hobli	Pigeon pea (red gram/arhar/tur)	RF	192	10	520.59				

**Government of Karnataka**  
**Directorate of Economics and Statistics**  
**Hobli Level Average Yield data for Kharif season 2017-18**

S.N	District	Taluk	Insurance Unit (hobli/ GP)	GP/HOBLI	Crop	IRR_RF	Area_Sown_Ha	No_CCE_Conducted	Average Yield(Kg/Ha)	Name_Of_Higher_Level	No_cce_Conducted_Higher	Higher average Yield(Kg/Ha)	Synthetic Yield
120	Ramanagara	Magadi	TIPPASANDRA	Hobli	Pigeon pea (red gram/arhar/tur)	RF	180	10	574.85				
121	Ramanagara	Magadi	KASABA	Hobli	RAGI	IRR	5			Taluk Level	4	3051.50	
122	Ramanagara	Magadi	KUDURU	Hobli	Red Chillies	IRR	3	10	737.56				
123	Ramanagara	Ramanagara	BIDADI	Hobli	Avare/Field bean	RF	340	10	618.08				
124	Ramanagara	Ramanagara	KAILANCHA	Hobli	Avare/Field bean	RF	280	10	396.08				
125	Ramanagara	Ramanagara	KASABA1	Hobli	Avare/Field bean	RF	153	10	1581.69				
126	Ramanagara	Ramanagara	KASABA2	Hobli	Avare/Field bean	RF	34	10	1581.69				
127	Ramanagara	Ramanagara	KASABA	Hobli	Avare/Field bean	RF	187	10	1581.69				
128	Ramanagara	Ramanagara	KUTAGALA	Hobli	Avare/Field bean	RF	428	10	369.77				
129	Ramanagara	Ramanagara	BIDADI	Hobli	Castor (Rehri, Rendi, Arandi)	RF	57	10	738.40				
130	Ramanagara	Ramanagara	KAILANCHA	Hobli	Castor (Rehri, Rendi, Arandi)	RF	46	10	455.24				
131	Ramanagara	Ramanagara	KASABA1	Hobli	Castor (Rehri, Rendi, Arandi)	RF	11	10	627.85				
132	Ramanagara	Ramanagara	KASABA2	Hobli	Castor (Rehri, Rendi, Arandi)	RF	8	10	627.85				
133	Ramanagara	Ramanagara	KASABA	Hobli	Castor (Rehri, Rendi, Arandi)	RF	19	10	627.85				
134	Ramanagara	Ramanagara	BIDADI	Hobli	Cowpea/Alasande	RF	182			Taluk Level	10	240.80	
135	Ramanagara	Ramanagara	KAILANCHA	Hobli	Cowpea/Alasande	RF	104	10	240.80				
136	Ramanagara	Ramanagara	BIDADI	Hobli	GROUNDNUT	RF	198			Taluk Level	20	1035.42	

**Government of Karnataka**  
**Directorate of Economics and Statistics**  
**Hobli Level Average Yield data for Kharif season 2017-18**

S.N	District	Taluk	Insurance Unit (hobli/ GP)	GP/HOBLI	Crop	IRR_RF	Area_Sown_Ha	No_CCE_Conducted	Average Yield(Kg/Ha)	Name_Of_Higher_Level	No_cce_Conducted_Higher	Higher average Yield(Kg/Ha)	Synthetic Yield
137	Ramanagara	Ramanagara	KAILANCHA	Hobli	GROUNDNUT	RF	268			Taluk Level	20	1035.42	
138	Ramanagara	Ramanagara	KASABA1	Hobli	GROUNDNUT	RF	2			Taluk Level	20	1035.42	
139	Ramanagara	Ramanagara	KASABA2	Hobli	GROUNDNUT	RF	1			Taluk Level	20	1035.42	
140	Ramanagara	Ramanagara	KASABA	Hobli	GROUNDNUT	RF	3			Taluk Level	20	1035.42	
141	Ramanagara	Ramanagara	BIDADI	Hobli	Horse Gram (kulthi/kultha)	RF	220	10	474.62				
142	Ramanagara	Ramanagara	KAILANCHA	Hobli	Horse Gram (kulthi/kultha)	RF	178			Taluk Level	38	635.44	
143	Ramanagara	Ramanagara	KASABA1	Hobli	Horse Gram (kulthi/kultha)	RF	92	10	609.42				
144	Ramanagara	Ramanagara	KASABA2	Hobli	Horse Gram (kulthi/kultha)	RF	48	10	609.42				
145	Ramanagara	Ramanagara	KASABA	Hobli	Horse Gram (kulthi/kultha)	RF	140	10	609.42				
146	Ramanagara	Ramanagara	KUTAGALA	Hobli	Horse Gram (kulthi/kultha)	RF	272	10	677.95				
147	Ramanagara	Ramanagara	BIDADI	Hobli	Maize (Makka)	IRR	14			Taluk Level	4	3686.76	
148	Ramanagara	Ramanagara	BIDADI	Hobli	Maize (Makka)	RF	103			Taluk Level	2	2096.88	
149	Ramanagara	Ramanagara	KAILANCHA	Hobli	Maize (Makka)	RF	84			Taluk Level	2	2096.88	
150	Ramanagara	Ramanagara	KUTAGALA	Hobli	Maize (Makka)	RF	26			Taluk Level	2	2096.88	
151	Ramanagara	Ramanagara	BIDADI	Hobli	PADDY	IRR	721			Taluk Level	38	4215.01	
152	Ramanagara	Ramanagara	BIDADI	Hobli	PADDY	RF	0			District Level	12	4847.84	
153	Ramanagara	Ramanagara	KAILANCHA	Hobli	PADDY	IRR	437	10	4275.67				
154	Ramanagara	Ramanagara	KASABA1	Hobli	PADDY	IRR	189	10	2702.17				



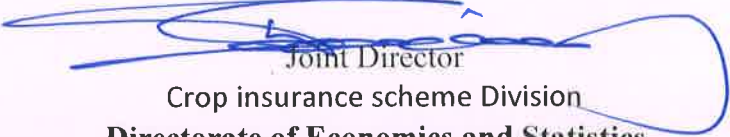
**Government of Karnataka**  
**Directorate of Economics and Statistics**  
**Hobli Level Average Yield data for Kharif season 2017-18**

S.N	District	Taluk	Insurance Unit (hobli/ GP)	GP/HOBLI	Crop	IRR_RF	Area_Sown_Ha	No_CCE_Conducted	Average Yield(Kg/Ha)	Name_Of_Higher_Level	No_cce_Conducted_Higher	Higher average Yield(Kg/Ha)	Synthetic Yield
155	Ramanagara	Ramanagara	KASABA2	Hobli	PADDY	IRR	195	10	2702.17				
156	Ramanagara	Ramanagara	KASABA	Hobli	PADDY	IRR	384	10	2702.17				
157	Ramanagara	Ramanagara	KUTAGALA	Hobli	PADDY	IRR	11	10	4871.79				
158	Ramanagara	Ramanagara	BIDADI	Hobli	Pigeon pea (red gram/arhar/tur)	RF	296			Taluk Level	37	701.99	
159	Ramanagara	Ramanagara	KAILANCHA	Hobli	Pigeon pea (red gram/arhar/tur)	RF	202	10	463.46				
160	Ramanagara	Ramanagara	KASABA1	Hobli	Pigeon pea (red gram/arhar/tur)	RF	122	10	358.49				
161	Ramanagara	Ramanagara	KASABA2	Hobli	Pigeon pea (red gram/arhar/tur)	RF	72	10	358.49				
162	Ramanagara	Ramanagara	KASABA	Hobli	Pigeon pea (red gram/arhar/tur)	RF	194	10	358.49				
163	Ramanagara	Ramanagara	KUTAGALA	Hobli	Pigeon pea (red gram/arhar/tur)	RF	168			Taluk Level	37	701.99	
164	Ramanagara	Ramanagara	BIDADI	Hobli	RAGI	IRR	5			Taluk Level	22	2559.13	
165	Ramanagara	Ramanagara	KAILANCHA	Hobli	RAGI	IRR	1			Taluk Level	22	2559.13	
166	Ramanagara	Ramanagara	KASABA1	Hobli	RAGI	IRR	1			Taluk Level	22	2559.13	
167	Ramanagara	Ramanagara	KASABA2	Hobli	RAGI	IRR	1			Taluk Level	22	2559.13	
168	Ramanagara	Ramanagara	KASABA	Hobli	RAGI	IRR	2			Taluk Level	22	2559.13	
169	Ramanagara	Ramanagara	KUTAGALA	Hobli	RAGI	IRR	2			Taluk Level	22	2559.13	

(3)

**Government of Karnataka**  
**Directorate of Economics and Statistics**  
**Hobli Level Average Yield data for Kharif season 2017-18**

S.N	District	Taluk	Insurance Unit (hobli/ GP)	GP/HOBLI	Crop	IRR_RF	Area_Sown_Ha	No_CCE_Conducted	Average Yield(Kg/Ha)	Name_Of_Higher_Level	No_cce Conducted_Higher	Higher average Yield(Kg/Ha)	Synthetic Yield
170	Ramanagara	Ramanagara	KAILANCHA	Hobli	Sesame (Gingelly/Til)/Sesamu	RF	9	10	894.14				

  
Joint Director  
Crop insurance scheme Division  
**Directorate of Economics and Statistics**






**Government of Karnataka**  
**Directorate of Economics and Statistics**  
**Hobli Level Average Yield data for Kharif season 2017-18**

S.N	District	Taluk	Insurance Unit (hobli/ GP)	GP/HOBLI	Crop	IRR_RF	Area_Sown_Ha	No_CCE_Conducted	Average Yield(Kg/Ha)	Name_Of_Higher_Level	No_cce Conducted_Higher	Higher average Yield(Kg/Ha)	Synthetic Yield
1	Shivamogga	Bhadravathi	KASABA AIAI	Hobli	RAGI	RF	64	10	1238.07				
2	Shivamogga	Bhadravathi	KUDLIGERE	Hobli	RAGI	RF	58			Taluk Level	19	1565.67	
3	Shivamogga	Bhadravathi	KASABA AIAI(H)	Hobli	Sugarcane(Irrigated)	IRR			115086.00				
4	Shivamogga	Bhadravathi	KUDLIGERE(H)	Hobli	Sugarcane(Irrigated)	IRR			105708.80				
5	Shivamogga	Shikaripura	ANJANAPURA	Hobli	RAGI	RF	17			Taluk Level	16	2407.09	
6	Shivamogga	Shikaripura	HOSURU	Hobli	RAGI	RF	45	10	2537.18				
7	Shivamogga	Shikaripura	TALAGUNDA	Hobli	RAGI	RF	1			Taluk Level	16	2407.09	
8	Shivamogga	Shikaripura	HOSURU	Hobli	Sorghum (Jowar/Great Millet)	RF	20	10	3496.46				
9	Shivamogga	Shivamogga	HARANAHALLI	Hobli	RAGI	RF	172	10	2081.09				
10	Shivamogga	Shivamogga	HOLALURUAI	Hobli	RAGI	RF	82	10	1582.93				
11	Shivamogga	Shivamogga	KASABAAIAI	Hobli	RAGI	RF	30	10	2693.64				
12	Shivamogga	Shivamogga	KASABAAI	Hobli	RAGI	RF	14	10	1808.95				
13	Shivamogga	Shivamogga	KUNSI	Hobli	RAGI	RF	64	10	1454.88				
14	Shivamogga	Shivamogga	NIDIGEAI	Hobli	RAGI	RF	21	10	2108.10				

**Government of Karnataka  
 Directorate of Economics and Statistics  
 Hobli Level Average Yield data for Kharif season 2017-18**

S.N	District	Taluk	Insurance Unit (hobli/ GP)	GP/HOBLI	Crop	IRR_IRF	Area_Sown_Ha	No_CCE_Conducted	Average Yield(Kg/Ha)	Name_Of_Higher_Level	No_cce Conducted_Higher	Higher average Yield(Kg/Ha)	Synthetic Yield
15	Shivamogga	Shivamogga	HOLALURAAIAI(H)	Hobli	Sugarcane(Irrigated)	IRR			57808.00				
16	Shivamogga	Sorab	ANAVATTI	Hobli	RAGI	RF	5			Taluk Level	6	1754.86	

  
 Joint Director  
 Crop insurance scheme Division  
 Directorate of Economics and Statistics

②

**Government of Karnataka**  
**Directorate of Economics and Statistics**  
**Hobli Level Average Yield data for Kharif season 2017-18**

S.N	District	Taluk	Insurance Unit (hobli/ GP)	GP/HOBLI	Crop	IRR_RF	Area_Sown_Ha	No_CCE_Conducted	Average Yield(Kg/Ha)	Name_Of_Higher_Level	No_cce_Conducted_Higher	Higher average Yield(Kg/Ha)	Synthetic Yield
1	Tumakuru	Chiknayakanahalli	HANDANAKERE	Hobli	Avare/Field bean	RF	370	10	646.50				
2	Tumakuru	Chiknayakanahalli	HULIYARU	Hobli	Avare/Field bean	RF	198			Taluk Level	47	589.17	
3	Tumakuru	Chiknayakanahalli	KANDIKERE	Hobli	Avare/Field bean	RF	232	10	882.54				
4	Tumakuru	Chiknayakanahalli	KASABA	Hobli	Avare/Field bean	RF	185			Taluk Level	47	589.17	
5	Tumakuru	Chiknayakanahalli	SHETTIKERE	Hobli	Avare/Field bean	RF	178	10	484.58				
6	Tumakuru	Chiknayakanahalli	HANDANAKERE	Hobli	Castor (Rehri, Rendi, Arandi)	RF	130	10	505.83				
7	Tumakuru	Chiknayakanahalli	HULIYARU	Hobli	Castor (Rehri, Rendi, Arandi)	RF	119	10	221.57				
8	Tumakuru	Chiknayakanahalli	KASABA	Hobli	Castor (Rehri, Rendi, Arandi)	RF	47	10	521.64				
9	Tumakuru	Chiknayakanahalli	HANDANAKERE	Hobli	Cowpea/Alasande	RF	327	10	48.81				
10	Tumakuru	Chiknayakanahalli	HULIYARU	Hobli	Cowpea/Alasande	RF	13			Taluk Level	18	45.20	
11	Tumakuru	Chiknayakanahalli	HANDANAKERE	Hobli	Green Gram (Moong Bean/ Moong)	RF	1150	10	36.60				
12	Tumakuru	Chiknayakanahalli	HULIYARU	Hobli	Green Gram (Moong Bean/ Moong)	RF	1300	10	11.21				
13	Tumakuru	Chiknayakanahalli	KANDIKERE	Hobli	Green Gram (Moong Bean/ Moong)	RF	850	10	58.69				
14	Tumakuru	Chiknayakanahalli	KASABA	Hobli	Green Gram (Moong Bean/ Moong)	RF	455	10	16.69				
15	Tumakuru	Chiknayakanahalli	SHETTIKERE	Hobli	Green Gram (Moong Bean/ Moong)	RF	530	10	51.07				

**Government of Karnataka**  
**Directorate of Economics and Statistics**  
**Hobli Level Average Yield data for Kharif season 2017-18**

S.N	District	Taluk	Insurance Unit (hobli/ GP)	GP/HOBLI	Crop	IRR_RF	Area_Sown_Ha	No_CCE_Conducted	Average Yield(Kg/Ha)	Name_Of_Higher_Level	No_cce_Conducted_Higher	Higher average Yield(Kg/Ha)	SyntheticYield
16	Tumakuru	Chiknayakanahalli	HANDANAKERE	Hobli	Horse Gram (kulthi/kultha)	RF	425	10	533.03				
17	Tumakuru	Chiknayakanahalli	HULIYARU	Hobli	Horse Gram (kulthi/kultha)	RF	350			Taluk Level	45	539.15	
18	Tumakuru	Chiknayakanahalli	KANDIKERE	Hobli	Horse Gram (kulthi/kultha)	RF	400	10	535.84				
19	Tumakuru	Chiknayakanahalli	KASABA	Hobli	Horse Gram (kulthi/kultha)	RF	250			Taluk Level	45	539.15	
20	Tumakuru	Chiknayakanahalli	SHETTIKERE	Hobli	Horse Gram (kulthi/kultha)	RF	300			Taluk Level	45	539.15	
21	Tumakuru	Chiknayakanahalli	HULIYARU	Hobli	Navane	RF	7					278.00	Y
22	Tumakuru	Chiknayakanahalli	HULIYARU	Hobli	Onion	IRR	32					6831.00	Y
23	Tumakuru	Chiknayakanahalli	HULIYARU	Hobli	Pearl Millet (Bajra/Bulrush Millet/Spiked Millet)	RF	0					1018.00	Y
24	Tumakuru	Chiknayakanahalli	HANDANAKERE	Hobli	RAGI	RF	3979	10	1546.71				
25	Tumakuru	Chiknayakanahalli	HULIYARU	Hobli	RAGI	IRR	81					1873.00	Y
26	Tumakuru	Chiknayakanahalli	HULIYARU	Hobli	RAGI	RF	5795	10	817.69				
27	Tumakuru	Chiknayakanahalli	KANDIKERE	Hobli	RAGI	RF	1853	10	1523.84				
28	Tumakuru	Chiknayakanahalli	KASABA	Hobli	RAGI	RF	2590	10	1611.04				
29	Tumakuru	Chiknayakanahalli	SHETTIKERE	Hobli	RAGI	RF	1960	10	2550.37				
30	Tumakuru	Chiknayakanahalli	HANDANAKERE	Hobli	Red Chillies	RF	39			Taluk Level	16	331.62	
31	Tumakuru	Chiknayakanahalli	HULIYARU	Hobli	Red Chillies	RF	87			Taluk Level	16	331.62	
32	Tumakuru	Chiknayakanahalli	HANDANAKERE	Hobli	Save	RF	895	10	262.01				

**Government of Karnataka**  
**Directorate of Economics and Statistics**  
**Hobli Level Average Yield data for Kharif season 2017-18**

S.N	District	Taluk	Insurance Unit (hobli/ GP)	GP/HOBLI	Crop	IRR_RF	Area_Sown_Ha	No_CCE_Conducted	Average Yield(Kg/Ha)	Name_Of_Higher_Level	No_cce Conducted_Higher	Higher average Yield(Kg/Ha)	Synthetic Yield
33	Tumakuru	Chiknayakanahalli	HULIYARU	Hobli	Save	RF	1164			Taluk Level	25	614.18	
34	Tumakuru	Chiknayakanahalli	SHETTIKERE	Hobli	Save	RF	156			Taluk Level	25	614.18	
35	Tumakuru	Chiknayakanahalli	HULIYARU	Hobli	Tomato	NS	22	10	8256.80				
36	Tumakuru	Gubbi	HAGALAVADI	Hobli	Green Gram (Moong Bean/ Moong)	RF	298	10	3.05				
37	Tumakuru	Gubbi	KADABA	Hobli	Green Gram (Moong Bean/ Moong)	RF	150	10	62.58				
38	Tumakuru	Gubbi	NITTURU	Hobli	Green Gram (Moong Bean/ Moong)	RF	75			Taluk Level	29	35.01	
39	Tumakuru	Gubbi	C S PURA	Hobli	Horse Gram (kulthi/kultha)	RF	363			Taluk Level	55	542.45	
40	Tumakuru	Gubbi	CHELURU	Hobli	Horse Gram (kulthi/kultha)	RF	687	10	526.29				
41	Tumakuru	Gubbi	HAGALAVADI	Hobli	Horse Gram (kulthi/kultha)	RF	345			Taluk Level	55	542.45	
42	Tumakuru	Gubbi	KADABA	Hobli	Horse Gram (kulthi/kultha)	RF	355	10	633.13				
43	Tumakuru	Gubbi	KASABA	Hobli	Horse Gram (kulthi/kultha)	RF	366	10	586.40				
44	Tumakuru	Gubbi	NITTURU	Hobli	Horse Gram (kulthi/kultha)	RF	666			Taluk Level	55	542.45	
45	Tumakuru	Gubbi	HAGALAVADI	Hobli	Pigeon pea (red gram/arhar/tur)	RF	121	10	150.14				
46	Tumakuru	Gubbi	NITTURU	Hobli	Pigeon pea (red gram/arhar/tur)	RF	69	10	176.52				
47	Tumakuru	Gubbi	C S PURA	Hobli	RAGI	RF	3240			Taluk Level	54	1306.91	



**Government of Karnataka**  
**Directorate of Economics and Statistics**  
**Hobli Level Average Yield data for Kharif season 2017-18**

S.N	District	Taluk	Insurance Unit (hobli/ GP)	GP/HOBLI	Crop	IRR_RF	Area_Sown_Ha	No_CCE_Conducted	Average Yield(Kg/Ha)	Name_Of_Higher_Level	No_cce_Conducted_Higher	Higher average Yield(Kg/Ha)	Synthetic Yield
48	Tumakuru	Gubbi	CHELURU	Hobli	RAGI	RF	3353	10	1298.03				
49	Tumakuru	Gubbi	HAGALAVADI	Hobli	RAGI	RF	1814			Taluk Level	54	1306.91	
50	Tumakuru	Gubbi	KADABA	Hobli	RAGI	RF	3480	10	1060.83				
51	Tumakuru	Gubbi	KASABA	Hobli	RAGI	RF	3895	10	1614.99				
52	Tumakuru	Gubbi	NITTURU	Hobli	RAGI	RF	4162	10	846.94				
53	Tumakuru	Koratagere	CHANNARAYANADU RGA	Hobli	Horse Gram (kulthi/kultha)	RF	394			Taluk Level	37	675.99	
54	Tumakuru	Koratagere	HOLAVANAHALLI	Hobli	Horse Gram (kulthi/kultha)	RF	411	10	728.16				
55	Tumakuru	Koratagere	KASABA	Hobli	Horse Gram (kulthi/kultha)	RF	138			Taluk Level	37	675.99	
56	Tumakuru	Koratagere	KOLALA	Hobli	Horse Gram (kulthi/kultha)	RF	161	10	473.59				
57	Tumakuru	Koratagere	CHANNARAYANADU RGA	Hobli	Pigeon pea (red gram/arhar/tur)	RF	260			Taluk Level	22	446.96	
58	Tumakuru	Koratagere	HOLAVANAHALLI	Hobli	Pigeon pea (red gram/arhar/tur)	RF	182			Taluk Level	22	446.96	
59	Tumakuru	Koratagere	KASABA	Hobli	Pigeon pea (red gram/arhar/tur)	RF	139			Taluk Level	22	446.96	
60	Tumakuru	Koratagere	CHANNARAYANADU RGA	Hobli	RAGI	IRR	145			Taluk Level	28	1818.24	
61	Tumakuru	Koratagere	CHANNARAYANADU RGA	Hobli	RAGI	RF	2562	10	1545.10				
62	Tumakuru	Koratagere	HOLAVANAHALLI	Hobli	RAGI	IRR	79	10	1816.39				
63	Tumakuru	Koratagere	HOLAVANAHALLI	Hobli	RAGI	RF	1044	10	1857.44				

**Government of Karnataka**  
**Directorate of Economics and Statistics**  
**Hobli Level Average Yield data for Kharif season 2017-18**

S.N	District	Taluk	Insurance Unit (hobli/ GP)	GP/HOBLI	Crop	IRR_RF	Area_Sown_Ha	No_CCE_Conducted	Average Yield(Kg/Ha)	Name_Of_Higher_Level	No_cce_Conducted_Higher	Higher average Yield(Kg/Ha)	Synthetic Yield
64	Tumakuru	Koratagere	KASABA	Hobli	RAGI	IRR	26	10	2304.70				
65	Tumakuru	Koratagere	KASABA	Hobli	RAGI	RF	789			Taluk Level	37	2080.22	
66	Tumakuru	Koratagere	KOLALA	Hobli	RAGI	RF	2187	10	2219.13				
67	Tumakuru	Kunigal	AMRUTTURU	Hobli	Avare/Field bean	RF	198	10	371.97				
68	Tumakuru	Kunigal	HULIYURU DURGA	Hobli	Avare/Field bean	RF	209	10	348.46				
69	Tumakuru	Kunigal	KOTTAGERE	Hobli	Avare/Field bean	RF	170	10	425.24				
70	Tumakuru	Kunigal	YADIYURU	Hobli	Avare/Field bean	RF	320	10	457.56				
71	Tumakuru	Kunigal	AMRUTTURU	Hobli	Black Gram (urd bean)	RF	150	10	276.29				
72	Tumakuru	Kunigal	AMRUTTURU	Hobli	Green Gram (Moong Bean/ Moong)	RF	1200	10	208.10				
73	Tumakuru	Kunigal	HUTRIDURGA	Hobli	Green Gram (Moong Bean/ Moong)	RF	0			Taluk Level	20	253.07	
74	Tumakuru	Kunigal	KOTTAGERE	Hobli	Green Gram (Moong Bean/ Moong)	RF	28	10	298.05				
75	Tumakuru	Kunigal	AMRUTTURU	Hobli	Horse Gram (kulthi/kultha)	RF	185	10	557.30				
76	Tumakuru	Kunigal	HULIYURU DURGA	Hobli	Horse Gram (kulthi/kultha)	RF	113	10	338.15				
77	Tumakuru	Kunigal	HUTRIDURGA	Hobli	Horse Gram (kulthi/kultha)	RF	62	10	550.78				
78	Tumakuru	Kunigal	KASABA	Hobli	Horse Gram (kulthi/kultha)	RF	56	10	401.94				
79	Tumakuru	Kunigal	KOTTAGERE	Hobli	Horse Gram (kulthi/kultha)	RF	89	10	576.74				

**Government of Karnataka**  
**Directorate of Economics and Statistics**  
**Hobli Level Average Yield data for Kharif season 2017-18**

S.N	District	Taluk	Insurance Unit (hobli/ GP)	GP/HOBLI	Crop	IRR_RF	Area_Sown_Ha	No_CCE_Conducted	Average Yield(Kg/Ha)	Name_Of_Higher_Level	No_cce Conducted_Higher	Higher average Yield(Kg/Ha)	Synthetic Yield
80	Tumakuru	Kunigal	YADIYURU	Hobli	Horse Gram (kulthi/kultha)	RF	207	10	713.51				
81	Tumakuru	Kunigal	HUTRIDURGA	Hobli	Pigeon pea (red gram/arhar/tur)	RF	133	10	881.87				
82	Tumakuru	Kunigal	AMRUTTURU	Hobli	RAGI	IRR	491	10	2284.69				
83	Tumakuru	Kunigal	AMRUTTURU	Hobli	RAGI	RF	10845	10	2038.99				
84	Tumakuru	Kunigal	HULIYURU DURGA	Hobli	RAGI	IRR	2			Taluk Level	24	2371.81	
85	Tumakuru	Kunigal	HULIYURU DURGA	Hobli	RAGI	RF	5758	10	2125.94				
86	Tumakuru	Kunigal	HUTRIDURGA	Hobli	RAGI	IRR	2			Taluk Level	24	2371.81	
87	Tumakuru	Kunigal	HUTRIDURGA	Hobli	RAGI	RF	4020	10	2292.55				
88	Tumakuru	Kunigal	KASABA	Hobli	RAGI	IRR	0			Taluk Level	24	2371.81	
89	Tumakuru	Kunigal	KASABA	Hobli	RAGI	RF	3408	10	2307.80				
90	Tumakuru	Kunigal	KOTTAGERE	Hobli	RAGI	IRR	0			Taluk Level	24	2371.81	
91	Tumakuru	Kunigal	KOTTAGERE	Hobli	RAGI	RF	3836	10	1865.19				
92	Tumakuru	Kunigal	YADIYURU	Hobli	RAGI	IRR	28	10	2552.69				
93	Tumakuru	Kunigal	YADIYURU	Hobli	RAGI	RF	5061	10	2199.34				
94	Tumakuru	Kunigal	YADIYURU	Hobli	Sesame (Gingelly/Til)/Sesamu	RF	0			State Level	1370	945.65	
95	Tumakuru	Kunigal	KOTTAGERE	Hobli	Tomato	NS	157	10	8501.78				
96	Tumakuru	Madhugiri	DODDERI	Hobli	GROUNDNUT	IRR	76	10	1269.82				

91

**Government of Karnataka**  
**Directorate of Economics and Statistics**  
**Hobli Level Average Yield data for Kharif season 2017-18**

S.N	District	Taluk	Insurance Unit (hobli/ GP)	GP/HOBLI	Crop	IRR_RF	Area_Sown_Ha	No_CCE_Conducted	Average Yield(Kg/Ha)	Name_Of_Higher_Level	No_cce_Conducted_Higher	Higher average Yield(Kg/Ha)	Synthetic Yield
97	Tumakuru	Madhugiri	KASABA	Hobli	GROUNDNUT	IRR	29	10	1869.82				
98	Tumakuru	Madhugiri	AI D HALLI	Hobli	Horse Gram (kulthi/kultha)	RF	132	10	359.48				
99	Tumakuru	Madhugiri	DODDERI	Hobli	Horse Gram (kulthi/kultha)	RF	246	10	524.05				
100	Tumakuru	Madhugiri	KASABA	Hobli	Horse Gram (kulthi/kultha)	RF	80	10	540.45				
101	Tumakuru	Madhugiri	KODIGENAHALLI	Hobli	Horse Gram (kulthi/kultha)	RF	140	10	345.43				
102	Tumakuru	Madhugiri	MIDIGESHI	Hobli	Horse Gram (kulthi/kultha)	RF	50	10	479.56				
103	Tumakuru	Madhugiri	PURAVARA	Hobli	Horse Gram (kulthi/kultha)	RF	200	10	462.77				
104	Tumakuru	Madhugiri	AI D HALLI	Hobli	RAGI	IRR	169	10	1706.26				
105	Tumakuru	Madhugiri	AI D HALLI	Hobli	RAGI	RF	135	10	1188.52				
106	Tumakuru	Madhugiri	DODDERI	Hobli	RAGI	IRR	110	10	1374.02				
107	Tumakuru	Madhugiri	DODDERI	Hobli	RAGI	RF	1750	10	884.77				
108	Tumakuru	Madhugiri	KASABA	Hobli	RAGI	IRR	94	10	1409.04				
109	Tumakuru	Madhugiri	KASABA	Hobli	RAGI	RF	409	10	936.86				
110	Tumakuru	Madhugiri	KODIGENAHALLI	Hobli	RAGI	RF	164	10	1450.02				
111	Tumakuru	Madhugiri	MIDIGESHI	Hobli	RAGI	IRR	97	10	1804.84				
112	Tumakuru	Madhugiri	MIDIGESHI	Hobli	RAGI	RF	266	10	1034.00				
113	Tumakuru	Madhugiri	PURAVARA	Hobli	RAGI	IRR	37	10	1681.62				
114	Tumakuru	Madhugiri	PURAVARA	Hobli	RAGI	RF	252	10	1646.77				

**Government of Karnataka**  
**Directorate of Economics and Statistics**  
**Hobli Level Average Yield data for Kharif season 2017-18**

S.N	District	Taluk	Insurance Unit (hobli/ GP)	GP/HOBLI	Crop	IRR_RF	Area_Sown_Ha	No_CCE_Conducted	Average Yield(Kg/Ha)	Name_Of_Higher_Level	No_cce Conducted_Higher	Higher average Yield(Kg/Ha)	Synthetic Yield
115	Tumakuru	Madhugiri	AI D HALLI	Hobli	Red Chillies	IRR	136	10	1224.22				
116	Tumakuru	Madhugiri	KODIGENAHALLI	Hobli	Red Chillies	IRR	211	10	1877.83				
117	Tumakuru	Madhugiri	PURAVARA	Hobli	Red Chillies	IRR	93	10	961.40				
118	Tumakuru	Pavagada	NAGALAMADIKE	Hobli	Castor (Rehri, Rendi, Arandi)	RF	5			Taluk Level	6	157.67	
119	Tumakuru	Pavagada	Y N HOSAKOTE	Hobli	Castor (Rehri, Rendi, Arandi)	RF	10			Taluk Level	6	157.67	
120	Tumakuru	Pavagada	KASABA	Hobli	COTTON	IRR	10	10	86.20				
121	Tumakuru	Pavagada	Y N HOSAKOTE	Hobli	COTTON	IRR	64			Taluk Level	19	109.05	
122	Tumakuru	Pavagada	KASABA	Hobli	Horse Gram (kulthi/kultha)	RF	206			Taluk Level	31	689.71	
123	Tumakuru	Pavagada	NAGALAMADIKE	Hobli	Horse Gram (kulthi/kultha)	RF	21			Taluk Level	31	689.71	
124	Tumakuru	Pavagada	NIDAGAL HOBALI	Hobli	Horse Gram (kulthi/kultha)	RF	150			Taluk Level	31	689.71	
125	Tumakuru	Pavagada	Y N HOSAKOTE	Hobli	Horse Gram (kulthi/kultha)	RF	31			Taluk Level	31	689.71	
126	Tumakuru	Pavagada	KASABA	Hobli	RAGI	IRR	4			Taluk Level	26	1517.82	
127	Tumakuru	Pavagada	NAGALAMADIKE	Hobli	RAGI	IRR	6			Taluk Level	26	1517.82	
128	Tumakuru	Pavagada	NIDAGAL HOBALI	Hobli	RAGI	IRR	28			Taluk Level	26	1517.82	
129	Tumakuru	Pavagada	Y N HOSAKOTE	Hobli	RAGI	IRR	12			Taluk Level	26	1517.82	
130	Tumakuru	Pavagada	KASABA	Hobli	SUNFLOWER	IRR	0			Taluk Level	2	591.59	
131	Tumakuru	Pavagada	NAGALAMADIKE	Hobli	SUNFLOWER	IRR	3			Taluk Level	2	591.59	
132	Tumakuru	Pavagada	NAGALAMADIKE	Hobli	SUNFLOWER	RF	3					385.00	Y

(97)

**Government of Karnataka**  
**Directorate of Economics and Statistics**  
**Hobli Level Average Yield data for Kharif season 2017-18**

S.N	District	Taluk	Insurance Unit (hobli/ GP)	GP/HOBLI	Crop	IRR_RF	Area_Sown_Ha	No_CCE_Conducted	Average Yield(Kg/Ha)	Name_Of_Higher_Level	No_cce Conducted_Higher	Higher average Yield(Kg/Ha)	SyntheticYield
133	Tumakuru	Sira	BUKKAPATTANA	Hobli	COTTON	RF	151	10	119.04				
134	Tumakuru	Sira	GOWDAGERE	Hobli	COTTON	IRR	308			Taluk Level	20	68.73	
135	Tumakuru	Sira	HULIKUNTE	Hobli	COTTON	IRR	55			Taluk Level	20	68.73	
136	Tumakuru	Sira	KASABA	Hobli	COTTON	IRR	33			Taluk Level	20	68.73	
137	Tumakuru	Sira	BUKKAPATTANA	Hobli	Horse Gram (kulthi/kultha)	RF	1250	10	890.49				
138	Tumakuru	Sira	GOWDAGERE	Hobli	Horse Gram (kulthi/kultha)	RF	680	10	290.95				
139	Tumakuru	Sira	HULIKUNTE	Hobli	Horse Gram (kulthi/kultha)	RF	545			Taluk Level	44	554.91	
140	Tumakuru	Sira	KALLAMBELLA	Hobli	Horse Gram (kulthi/kultha)	RF	816			Taluk Level	44	554.91	
141	Tumakuru	Sira	KASABA	Hobli	Horse Gram (kulthi/kultha)	RF	834	10	641.78				
142	Tumakuru	Sira	BUKKAPATTANA	Hobli	Navane	RF	82			Taluk Level	17	520.91	
143	Tumakuru	Sira	GOWDAGERE	Hobli	Navane	RF	30			Taluk Level	17	520.91	
144	Tumakuru	Sira	BUKKAPATTANA	Hobli	Onion	IRR	29			Taluk Level	23	16971.28	
145	Tumakuru	Sira	BUKKAPATTANA	Hobli	Onion	RF	12					7711.00	Y
146	Tumakuru	Sira	GOWDAGERE	Hobli	Onion	IRR	245			Taluk Level	23	16971.28	
147	Tumakuru	Sira	HULIKUNTE	Hobli	Onion	IRR	72			Taluk Level	23	16971.28	
148	Tumakuru	Sira	BUKKAPATTANA	Hobli	RAGI	IRR	5			Taluk Level	38	1478.09	
149	Tumakuru	Sira	BUKKAPATTANA	Hobli	RAGI	RF	4042	10	1215.73				
150	Tumakuru	Sira	GOWDAGERE	Hobli	RAGI	IRR	14			Taluk Level	38	1478.09	

**Government of Karnataka**  
**Directorate of Economics and Statistics**  
**Hobli Level Average Yield data for Kharif season 2017-18**

S.N	District	Taluk	Insurance Unit (hobli/ GP)	GP/HOBLI	Crop	IRR_RF	Area_Sown_Ha	No_CCE_Conducted	Average Yield(Kg/Ha)	Name_Of_Higher_Level	No_cce Conducted_Higher	Higher average Yield(Kg/Ha)	Synthetic Yield
151	Tumakuru	Sira	GOWDAGERE	Hobli	RAGI	RF	836	10	886.67				
152	Tumakuru	Sira	HULIKUNTE	Hobli	RAGI	IRR	12			Taluk Level	38	1478.09	
153	Tumakuru	Sira	HULIKUNTE	Hobli	RAGI	RF	551			Taluk Level	45	1068.57	
154	Tumakuru	Sira	KALLAMBELLA	Hobli	RAGI	IRR	13	10	1822.68				
155	Tumakuru	Sira	KALLAMBELLA	Hobli	RAGI	RF	1335	10	1651.21				
156	Tumakuru	Sira	KASABA	Hobli	RAGI	IRR	15			Taluk Level	38	1478.09	
157	Tumakuru	Sira	KASABA	Hobli	RAGI	RF	1486			Taluk Level	45	1068.57	
158	Tumakuru	Sira	BUKKAPATTANA	Hobli	SUNFLOWER	IRR	0					776.00	Y
159	Tumakuru	Sira	BUKKAPATTANA	Hobli	SUNFLOWER	RF	3					553.00	Y
160	Tumakuru	Sira	GOWDAGERE	Hobli	SUNFLOWER	IRR	0					877.00	Y
161	Tumakuru	Sira	GOWDAGERE	Hobli	SUNFLOWER	RF	7					259.00	Y
162	Tumakuru	Sira	HULIKUNTE	Hobli	SUNFLOWER	IRR	3					1675.00	Y
163	Tumakuru	Sira	HULIKUNTE	Hobli	SUNFLOWER	RF	3					406.00	Y
164	Tumakuru	Sira	KASABA	Hobli	SUNFLOWER	IRR	0			Taluk Level	4	538.40	
165	Tumakuru	Sira	KASABA	Hobli	SUNFLOWER	RF	0			Taluk Level	6	456.73	
166	Tumakuru	Tiptur	HONNAVALLI	Hobli	Avare/Field bean	RF	177	10	314.12				
167	Tumakuru	Tiptur	KASABA	Hobli	Avare/Field bean	RF	177	10	305.70				
168	Tumakuru	Tiptur	NONAVINAKERE	Hobli	Avare/Field bean	RF	206			Taluk Level	29	440.93	

**Government of Karnataka**  
**Directorate of Economics and Statistics**  
**Hobli Level Average Yield data for Kharif season 2017-18**

S.N	District	Taluk	Insurance Unit (hobli/ GP)	GP/HOBLI	Crop	IRR_RF	Area_Sown_Ha	No_CCE_Conducted	Average Yield(Kg/Ha)	Name_Of_Higher_Level	No_cce_Conducted_Higher	Higher average Yield(Kg/Ha)	SyntheticYield
169	Tumakuru	Tiptur	HONNAVALLI	Hobli	Castor (Rehri, Rendi, Arandi)	RF	224	10	341.83				
170	Tumakuru	Tiptur	KASABA	Hobli	Castor (Rehri, Rendi, Arandi)	RF	156	10	186.82				
171	Tumakuru	Tiptur	KIBBANAHALLI	Hobli	Castor (Rehri, Rendi, Arandi)	RF	97	10	143.50				
172	Tumakuru	Tiptur	NONAVINAKERE	Hobli	Castor (Rehri, Rendi, Arandi)	RF	43	10	309.30				
173	Tumakuru	Tiptur	HONNAVALLI	Hobli	Green Gram (Moong Bean/ Moong)	RF	2531	10	12.96				
174	Tumakuru	Tiptur	KASABA	Hobli	Green Gram (Moong Bean/ Moong)	RF	511	10	6.48				
175	Tumakuru	Tiptur	KIBBANAHALLI	Hobli	Green Gram (Moong Bean/ Moong)	RF	280	10	10.98				
176	Tumakuru	Tiptur	NONAVINAKERE	Hobli	Green Gram (Moong Bean/ Moong)	RF	1060	10	26.37				
177	Tumakuru	Tiptur	HONNAVALLI	Hobli	Horse Gram (kulthi/kultha)	RF	631			Taluk Level	39	838.29	
178	Tumakuru	Tiptur	KASABA	Hobli	Horse Gram (kulthi/kultha)	RF	352	10	985.22				
179	Tumakuru	Tiptur	KIBBANAHALLI	Hobli	Horse Gram (kulthi/kultha)	RF	309	10	645.04				
180	Tumakuru	Tiptur	NONAVINAKERE	Hobli	Horse Gram (kulthi/kultha)	RF	114	10	1095.59				
181	Tumakuru	Tiptur	HONNAVALLI	Hobli	Pigeon pea (red gram/arhar/tur)	RF	299	10	376.55				
182	Tumakuru	Tiptur	KIBBANAHALLI	Hobli	Pigeon pea (red gram/arhar/tur)	RF	148	10	183.85				



**Government of Karnataka**  
**Directorate of Economics and Statistics**  
**Hobli Level Average Yield data for Kharif season 2017-18**

S.N	District	Taluk	Insurance Unit (hobli/ GP)	GP/HOBLI	Crop	IRR_RF	Area_Sown_Ha	No_CCE_Conducted	Average Yield(Kg/Ha)	Name_Of_Higher_Level	No_cce_Conducted_Higher	Higher average Yield(Kg/Ha)	Synthetic Yield
183	Tumakuru	Tiptur	HONNAVALLI	Hobli	RAGI	RF	5346	10	1369.53				
184	Tumakuru	Tiptur	KASABA	Hobli	RAGI	RF	4754	10	1129.95				
185	Tumakuru	Tiptur	KIBBANAHALLI	Hobli	RAGI	RF	2556			Taluk Level	38	1276.06	
186	Tumakuru	Tiptur	NONAVINAKERE	Hobli	RAGI	RF	3470	10	1624.70				
187	Tumakuru	Tiptur	NONAVINAKERE	Hobli	Red Chillies	IRR	37			Taluk Level	7	332.15	
188	Tumakuru	Tiptur	HONNAVALLI	Hobli	Save	RF	34					416.00	Y
189	Tumakuru	Tumakuru	HEBBURU	Hobli	Avare/Field bean	RF	222	10	735.57				
190	Tumakuru	Tumakuru	HEBBURU	Hobli	Cowpea/Alasande	RF	182					360.00	Y
191	Tumakuru	Tumakuru	BELLAVI	Hobli	Horse Gram (kulthi/kultha)	RF	204	10	715.41				
192	Tumakuru	Tumakuru	GULURU	Hobli	Horse Gram (kulthi/kultha)	RF	110	10	766.69				
193	Tumakuru	Tumakuru	HEBBURU	Hobli	Horse Gram (kulthi/kultha)	RF	180	10	1592.08				
194	Tumakuru	Tumakuru	KASABA	Hobli	Horse Gram (kulthi/kultha)	RF	110	10	553.82				
195	Tumakuru	Tumakuru	KORA	Hobli	Horse Gram (kulthi/kultha)	RF	250	10	818.14				
196	Tumakuru	Tumakuru	URDIGERE	Hobli	Horse Gram (kulthi/kultha)	RF	163	10	835.22				
197	Tumakuru	Tumakuru	GULURU	Hobli	Pigeon pea (red gram/arhar/tur)	RF	222	10	347.91				
198	Tumakuru	Tumakuru	BELLAVI	Hobli	RAGI	RF	3400	10	2219.52				
199	Tumakuru	Tumakuru	GULURU	Hobli	RAGI	RF	4100	10	2172.82				

②

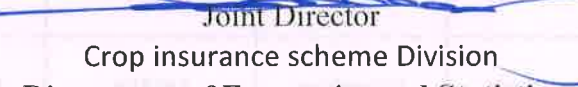
**Government of Karnataka**  
**Directorate of Economics and Statistics**  
**Hobli Level Average Yield data for Kharif season 2017-18**

S.N	District	Taluk	Insurance Unit (hobli/ GP)	GP/HOBLI	Crop	IRR_RF	Area_Sown_Ha	No_CCE_Conducted	Average Yield(Kg/Ha)	Name_Of_Higher_Level	No_cce_Conducted_Higher	Higher average Yield(Kg/Ha)	Synthetic Yield
200	Tumakuru	Tumakuru	HEBBURU	Hobli	RAGI	RF	5200	10	2261.68				
201	Tumakuru	Tumakuru	KASABA	Hobli	RAGI	IRR	6	10	1582.37				
202	Tumakuru	Tumakuru	KASABA	Hobli	RAGI	RF	1100	10	1631.05				
203	Tumakuru	Tumakuru	KORA	Hobli	RAGI	RF	3800	10	2088.02				
204	Tumakuru	Tumakuru	URDIGERE	Hobli	RAGI	RF	2500	10	1899.99				
205	Tumakuru	Tumakuru	HEBBURU	Hobli	Tomato	NS	71	10	8533.00				
206	Tumakuru	Turuvekere	DABBEGHATTA	Hobli	Avare/Field bean	RF	280	10	309.86				
207	Tumakuru	Turuvekere	KASABA	Hobli	Avare/Field bean	RF	260			Taluk Level	29	322.71	
208	Tumakuru	Turuvekere	MAYASANDRA	Hobli	Avare/Field bean	RF	300	10	446.97				
209	Tumakuru	Turuvekere	DABBEGHATTA	Hobli	Castor (Rehri, Rendi, Arandi)	RF	47			Taluk Level	9	489.80	
210	Tumakuru	Turuvekere	DABBEGHATTA	Hobli	Green Gram (Moong Bean/ Moong)	RF	300	10	85.63				
211	Tumakuru	Turuvekere	DANDINASHIVARA	Hobli	Green Gram (Moong Bean/ Moong)	RF	280	10	52.85				
212	Tumakuru	Turuvekere	KASABA	Hobli	Green Gram (Moong Bean/ Moong)	RF	600	10	93.91				
213	Tumakuru	Turuvekere	MAYASANDRA	Hobli	Green Gram (Moong Bean/ Moong)	RF	375	10	6.48				
214	Tumakuru	Turuvekere	DABBEGHATTA	Hobli	Horse Gram (kulthi/kultha)	RF	160	10	416.77				
215	Tumakuru	Turuvekere	DANDINASHIVARA	Hobli	Horse Gram (kulthi/kultha)	RF	260			Taluk Level	36	481.11	

8.

**Government of Karnataka**  
**Directorate of Economics and Statistics**  
**Hobli Level Average Yield data for Kharif season 2017-18**

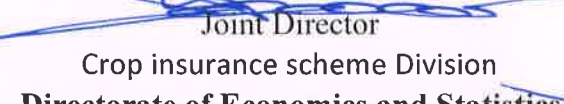
S.N	District	Taluk	Insurance Unit (hobli/ GP)	GP/HOBLI	Crop	IRR_RF	Area_Sown_Ha	No_CCE_Conducted	Average Yield(Kg/Ha)	Name_Of_Higher_Level	No_cce Conducted_Higher	Higher average Yield(Kg/Ha)	Synthetic Yield
216	Tumakuru	Turuvekere	KASABA	Hobli	Horse Gram (kulthi/kultha)	RF	98	10	854.69				
217	Tumakuru	Turuvekere	MAYASANDRA	Hobli	Horse Gram (kulthi/kultha)	RF	290	10	328.76				
218	Tumakuru	Turuvekere	DABBEGHATTA	Hobli	RAGI	IRR	7	10	1170.40				
219	Tumakuru	Turuvekere	DABBEGHATTA	Hobli	RAGI	RF	3100	10	837.62				
220	Tumakuru	Turuvekere	DANDINASHIVARA	Hobli	RAGI	IRR	12	10	2456.19				
221	Tumakuru	Turuvekere	DANDINASHIVARA	Hobli	RAGI	RF	5150	10	1678.48				
222	Tumakuru	Turuvekere	KASABA	Hobli	RAGI	IRR	10	10	2677.93				
223	Tumakuru	Turuvekere	KASABA	Hobli	RAGI	RF	4600	10	2262.78				
224	Tumakuru	Turuvekere	MAYASANDRA	Hobli	RAGI	IRR	9	10	1621.16				
225	Tumakuru	Turuvekere	MAYASANDRA	Hobli	RAGI	RF	4978	10	1705.47				
226	Tumakuru	Turuvekere	DABBEGHATTA	Hobli	Tomato	NS	29					5061.00	Y

  
**Joint Director**  
**Crop insurance scheme Division**  
**Directorate of Economics and Statistics**



**Government of Karnataka**  
**Directorate of Economics and Statistics**  
**Hobli Level Average Yield data for Kharif season 2017-18**

S.N	District	Taluk	Insurance Unit (hobli/ GP)	GP/HOBLI	Crop	IRR_RF	Area_Sown_Ha	No_CCE_Conducted	Average Yield(Kg/Ha)	Name_Of_Higher_Level	No_cce_Conducted_Higher	Higher average Yield(Kg/Ha)	Synthetic Yield
1	UttarKannada	Haliyal	DANDELI	Hobli	COTTON	RF	151	10	593.17				
2	UttarKannada	Haliyal	HALIYALA	Hobli	COTTON	RF	154	10	659.86				
3	UttarKannada	Haliyal	MURKAVADA	Hobli	COTTON	RF	386	10	449.33				
4	UttarKannada	Haliyal	SAMBRANI	Hobli	COTTON	RF	208	10	309.65				
5	UttarKannada	Haliyal	DANDELI(H)	Hobli	Sugarcane(Irrigated)	IRR			78120.00				
6	UttarKannada	Haliyal	HALIYALA(H)	Hobli	Sugarcane(Irrigated)	IRR			66280.00				
7	UttarKannada	Haliyal	MURKAVADA(H)	Hobli	Sugarcane(Irrigated)	IRR			84260.00				
8	UttarKannada	Haliyal	SAMBRANI(H)	Hobli	Sugarcane(Irrigated)	IRR			61172.00				
9	UttarKannada	Mundgod	MUNDAGODA	Hobli	COTTON	RF	63	10	734.25				
10	UttarKannada	Mundgod	PALA	Hobli	COTTON	RF	29	10	794.97				
11	UttarKannada	Mundgod	MUNDAGODA(H)	Hobli	Sugarcane(Irrigated)	IRR			54320.00				
12	UttarKannada	Yellapur	MANCHIKERI	Hobli	COTTON	RF	84	10	968.91				
13	UttarKannada	Yellapur	YALLAPURA	Hobli	COTTON	RF	0			Taluk Level	10	968.91	

  
**Joint Director**  
**Crop insurance scheme Division**  
**Directorate of Economics and Statistics**



**Government of Karnataka**  
**Directorate of Economics and Statistics**  
**Hobli Level Average Yield data for Kharif season 2017-18**

S.N	District	Taluk	Insurance Unit (hobli/ GP)	GP/HOBLI	Crop	IRR_RF	Area_Sown_Ha	No_CCE_Conducted	Average Yield(Kg/Ha)	Name_Of_Higher_Level	No_cce_Conducted_Higher	Higher average Yield(Kg/Ha)	SyntheticYield
1	Vijayapura	Babaleshwar	BABALESHVARA	Hobli	Green Gram (Moong Bean/ Moong)	RF	632	10	51.77				
2	Vijayapura	Babaleshwar	BABALESHVARA	Hobli	GROUNDNUT	IRR	12					618.00	Y
3	Vijayapura	Babaleshwar	BABALESHVARA	Hobli	GROUNDNUT	RF	422	10	490.65				
4	Vijayapura	Babaleshwar	MAMADAPURA	Hobli	GROUNDNUT	IRR	0			Taluk Level	8	764.91	
5	Vijayapura	Babaleshwar	BABALESHVARA	Hobli	Maize (Makka)	IRR	5209			Taluk Level	18	6199.17	
6	Vijayapura	Babaleshwar	BABALESHVARA	Hobli	Maize (Makka)	RF	805	10	2571.82				
7	Vijayapura	Babaleshwar	MAMADAPURA	Hobli	Maize (Makka)	IRR	1530			Taluk Level	18	6199.17	
8	Vijayapura	Babaleshwar	BABALESHVARA	Hobli	Onion	IRR	8			Taluk Level	18	9992.31	
9	Vijayapura	Babaleshwar	MAMADAPURA	Hobli	Onion	IRR	611	10	9132.00				
10	Vijayapura	Babaleshwar	BABALESHVARA	Hobli	Red Chillies	IRR	0					457.00	Y
11	Vijayapura	Babaleshwar	BABALESHVARA(H)	Hobli	Sugarcane(Irrigated)	IRR			113932.00				
12	Vijayapura	Babaleshwar	MAMADAPURA(H)	Hobli	Sugarcane(Irrigated)	IRR			109920.00				
13	Vijayapura	Babaleshwar	BABALESHVARA	Hobli	SUNFLOWER	IRR	0					1285.00	Y
14	Vijayapura	Babaleshwar	BABALESHVARA	Hobli	SUNFLOWER	RF	2					365.00	Y
15	Vijayapura	Basvana Bagewadi	BA BAGEVADI	Hobli	Green Gram (Moong Bean/ Moong)	RF	150	10	74.32				
16	Vijayapura	Basvana Bagewadi	HO HIPPARAGI	Hobli	Green Gram (Moong Bean/ Moong)	RF	97	10	68.53				

**Government of Karnataka**  
**Directorate of Economics and Statistics**  
**Hobli Level Average Yield data for Kharif season 2017-18**

S.N	District	Taluk	Insurance Unit (hobli/ GP)	GP/HOBLI	Crop	IRR_RF	Area_Sown_Ha	No_CCE_Conducted	Average Yield(Kg/Ha)	Name_Of_Higher_Level	No_cce Conducted_Higher	Higher average Yield(Kg/Ha)	Synthetic Yield
17	Vijayapura	Basvana Bagewadi	MANAGULI	Hobli	Green Gram (Moong Bean/ Moong)	RF	101			Taluk Level	29	78.56	
18	Vijayapura	Basvana Bagewadi	BA BAGEVADI	Hobli	GROUNDNUT	IRR	60	10	1181.22				
19	Vijayapura	Basvana Bagewadi	BA BAGEVADI	Hobli	GROUNDNUT	RF	28	10	553.98				
20	Vijayapura	Basvana Bagewadi	HO HIPPARAGI	Hobli	GROUNDNUT	IRR	92	10	378.55				
21	Vijayapura	Basvana Bagewadi	HO HIPPARAGI	Hobli	GROUNDNUT	RF	124	10	564.32				
22	Vijayapura	Basvana Bagewadi	MANAGULI	Hobli	GROUNDNUT	RF	30	10	963.20				
23	Vijayapura	Basvana Bagewadi	BA BAGEVADI	Hobli	Horse Gram (kulthi/kultha)	RF	1					108.00	Y
24	Vijayapura	Basvana Bagewadi	HO HIPPARAGI	Hobli	Horse Gram (kulthi/kultha)	RF	2					422.00	Y
25	Vijayapura	Basvana Bagewadi	BA BAGEVADI	Hobli	Maize (Makka)	RF	150			Taluk Level	19	3337.90	
26	Vijayapura	Basvana Bagewadi	MANAGULI	Hobli	Maize (Makka)	RF	150	10	2702.88				
27	Vijayapura	Basvana Bagewadi	BA BAGEVADI	Hobli	Onion	IRR	120	10	11872.00				
28	Vijayapura	Basvana Bagewadi	HO HIPPARAGI	Hobli	Onion	IRR	98	10	12612.00				
29	Vijayapura	Basvana Bagewadi	BA BAGEVADI	Hobli	Pearl Millet (Bajra/Bulrush Millet/Spiked Millet)	IRR	40			Taluk Level	19	1168.26	
30	Vijayapura	Basvana Bagewadi	BA BAGEVADI	Hobli	Pearl Millet (Bajra/Bulrush Millet/Spiked Millet)	RF	120			Taluk Level	28	778.41	
31	Vijayapura	Basvana Bagewadi	HO HIPPARAGI	Hobli	Pearl Millet (Bajra/Bulrush Millet/Spiked Millet)	IRR	103	10	1027.46				

8/1

**Government of Karnataka**  
**Directorate of Economics and Statistics**  
**Hobli Level Average Yield data for Kharif season 2017-18**

S.N	District	Taluk	Insurance Unit (hobli/ GP)	GP/HOBLI	Crop	IRR_RF	Area_Sown_Ha	No_CCE_Conducted	Average Yield(Kg/Ha)	Name_Of_Higher_Level	No_cce Conducted_Higher	Higher average Yield(Kg/Ha)	Synthetic Yield
32	Vijayapura	Basvana Bagewadi	HO HIPPARAGI	Hobli	Pearl Millet (Bajra/Bulrush Millet/Spiked Millet)	RF	644	10	671.86				
33	Vijayapura	Basvana Bagewadi	MANAGULI	Hobli	Pearl Millet (Bajra/Bulrush Millet/Spiked Millet)	RF	40	10	832.23				
34	Vijayapura	Basvana Bagewadi	BA BAGEVADI	Hobli	Pigeon pea (red gram/arhar/tur)	IRR	230	10	708.39				
35	Vijayapura	Basvana Bagewadi	HO HIPPARAGI	Hobli	Pigeon pea (red gram/arhar/tur)	IRR	304	10	441.00				
36	Vijayapura	Basvana Bagewadi	MANAGULI	Hobli	Pigeon pea (red gram/arhar/tur)	IRR	200	10	801.05				
37	Vijayapura	Basvana Bagewadi	BA BAGEVADI	Hobli	Sesame (Gingelly/Til)/Sesamu	RF	8					338.00	Y
38	Vijayapura	Basvana Bagewadi	HO HIPPARAGI	Hobli	Sesame (Gingelly/Til)/Sesamu	RF	14					301.00	Y
39	Vijayapura	Basvana Bagewadi	BA BAGEVADI	Hobli	SUNFLOWER	IRR	37	10	1436.57				
40	Vijayapura	Basvana Bagewadi	BA BAGEVADI	Hobli	SUNFLOWER	RF	300	10	1243.58				
41	Vijayapura	Basvana Bagewadi	HO HIPPARAGI	Hobli	SUNFLOWER	IRR	125			Taluk Level	19	1491.17	
42	Vijayapura	Basvana Bagewadi	HO HIPPARAGI	Hobli	SUNFLOWER	RF	723	10	791.24				
43	Vijayapura	Basvana Bagewadi	MANAGULI	Hobli	SUNFLOWER	RF	300	10	924.04				
44	Vijayapura	Bijapur	BIJAPURA	Hobli	Green Gram (Moong Bean/ Moong)	RF	403	10	182.92				
45	Vijayapura	Bijapur	NAGATANA	Hobli	Green Gram (Moong Bean/ Moong)	RF	683	10	159.47				



**Government of Karnataka**  
**Directorate of Economics and Statistics**  
**Hobli Level Average Yield data for Kharif season 2017-18**

S.N	District	Taluk	Insurance Unit (hobli/ GP)	GP/HOBLI	Crop	IRR_RF	Area_Sown_Ha	No_CCE_Conducted	Average Yield(Kg/Ha)	Name_Of_Higher_Level	No_cce Conducted_Higher	Higher average Yield(Kg/Ha)	Synthetic Yield
46	Vijayapura	Bijapur	BIJAPURA	Hobli	GROUNDNUT	IRR	180	10	1147.67				
47	Vijayapura	Bijapur	BIJAPURA	Hobli	GROUNDNUT	RF	375	10	1044.04				
48	Vijayapura	Bijapur	NAGATANA	Hobli	GROUNDNUT	IRR	1551					855.00	Y
49	Vijayapura	Bijapur	NAGATANA	Hobli	GROUNDNUT	RF	15			Taluk Level	16	1148.10	
50	Vijayapura	Bijapur	BIJAPURA	Hobli	Horse Gram (kulthi/kultha)	RF	13			Taluk Level	19	651.67	
51	Vijayapura	Bijapur	NAGATANA	Hobli	Horse Gram (kulthi/kultha)	RF	278	10	784.33				
52	Vijayapura	Bijapur	BIJAPURA	Hobli	Maize (Makka)	IRR	1157			Taluk Level	17	2273.39	
53	Vijayapura	Bijapur	BIJAPURA	Hobli	Maize (Makka)	RF	8			Taluk Level	8	4196.01	
54	Vijayapura	Bijapur	NAGATANA	Hobli	Maize (Makka)	IRR	2655			Taluk Level	17	2273.39	
55	Vijayapura	Bijapur	BIJAPURA	Hobli	Onion	IRR	27	10	8555.01				
56	Vijayapura	Bijapur	NAGATANA	Hobli	Onion	IRR	5			Taluk Level	16	14484.51	
57	Vijayapura	Bijapur	BIJAPURA	Hobli	Pearl Millet (Bajra/Bulrush Millet/Spiked Millet)	IRR	7			Taluk Level	16	1537.41	
58	Vijayapura	Bijapur	NAGATANA	Hobli	Pearl Millet (Bajra/Bulrush Millet/Spiked Millet)	IRR	12			Taluk Level	16	1537.41	
59	Vijayapura	Bijapur	NAGATANA	Hobli	Pigeon pea (red gram/arhar/tur)	IRR	232					481.00	Y
60	Vijayapura	Bijapur	BIJAPURA	Hobli	SUNFLOWER	IRR	110	10	1039.92				
61	Vijayapura	Bijapur	BIJAPURA	Hobli	SUNFLOWER	RF	227	10	705.05				

**Government of Karnataka**  
**Directorate of Economics and Statistics**  
**Hobli Level Average Yield data for Kharif season 2017-18**

S.N	District	Taluk	Insurance Unit (hobli/ GP)	GP/HOBLI	Crop	IRR_RF	Area_Sown_Ha	No_CCE_Conducted	Average Yield(Kg/Ha)	Name_Of_Higher_Level	No_cce Conducted_Higher	Higher average Yield(Kg/Ha)	Synthetic Yield
62	Vijayapura	Bijapur	NAGATANA	Hobli	SUNFLOWER	IRR	525	10	1869.93				
63	Vijayapura	Bijapur	NAGATANA	Hobli	SUNFLOWER	RF	10	10	1374.33				
64	Vijayapura	Chadachan	CHADACHANA	Hobli	Green Gram (Moong Bean/ Moong)	RF	940	10	175.78				
65	Vijayapura	Chadachan	CHADACHANA	Hobli	GROUNDNUT	IRR	1414	10	534.80				
66	Vijayapura	Chadachan	CHADACHANA	Hobli	GROUNDNUT	RF	3241	10	437.61				
67	Vijayapura	Chadachan	CHADACHANA	Hobli	Horse Gram (kulthi/kultha)	RF	21	10	554.38				
68	Vijayapura	Chadachan	CHADACHANA	Hobli	Maize (Makka)	IRR	2696	10	4266.37				
69	Vijayapura	Chadachan	CHADACHANA	Hobli	Maize (Makka)	RF	1101	10	2810.87				
70	Vijayapura	Chadachan	CHADACHANA	Hobli	Onion	IRR	40	10	12056.00				
71	Vijayapura	Chadachan	CHADACHANA	Hobli	Pearl Millet (Bajra/Bulrush Millet/Spiked Millet)	IRR	468	10	1131.93				
72	Vijayapura	Chadachan	CHADACHANA	Hobli	Pigeon pea (red gram/arhar/tur)	IRR	2826	10	936.34				
73	Vijayapura	Chadachan	CHADACHANA	Hobli	Red Chillies	IRR	14	10	750.25				
74	Vijayapura	Chadachan	CHADACHANA(H)	Hobli	Sugarcane(Irrigated)	IRR			92084.00				
75	Vijayapura	Chadachan	CHADACHANA	Hobli	SUNFLOWER	IRR	723	10	1321.90				
76	Vijayapura	Chadachan	CHADACHANA	Hobli	SUNFLOWER	RF	1948	10	1192.87				
77	Vijayapura	Indi	BALLOLLI	Hobli	Green Gram (Moong Bean/ Moong)	RF	1200	10	88.42				

**Government of Karnataka**  
**Directorate of Economics and Statistics**  
**Hobli Level Average Yield data for Kharif season 2017-18**

S.N	District	Taluk	Insurance Unit (hobli/ GP)	GP/HOBLI	Crop	IRR_RF	Area_Sown_Ha	No_CCE_Conducted	Average Yield(Kg/Ha)	Name_Of_Higher_Level	No_cce Conducted_Higher	Higher average Yield(Kg/Ha)	Synthetic Yield
78	Vijayapura	Indi	INDI	Hobli	Green Gram (Moong Bean/ Moong)	RF	562	10	193.61				
79	Vijayapura	Indi	BALLOLLI	Hobli	GROUNDNUT	IRR	855			Taluk Level	19	476.06	
80	Vijayapura	Indi	BALLOLLI	Hobli	GROUNDNUT	RF	7903	10	348.73				
81	Vijayapura	Indi	INDI	Hobli	GROUNDNUT	IRR	461	10	425.45				
82	Vijayapura	Indi	INDI	Hobli	GROUNDNUT	RF	2450	10	454.08				
83	Vijayapura	Indi	BALLOLLI	Hobli	Horse Gram (kulthi/kultha)	RF	11	10	388.12				
84	Vijayapura	Indi	INDI	Hobli	Horse Gram (kulthi/kultha)	RF	8	10	516.75				
85	Vijayapura	Indi	BALLOLLI	Hobli	Maize (Makka)	IRR	4607	10	3752.26				
86	Vijayapura	Indi	BALLOLLI	Hobli	Maize (Makka)	RF	14			Taluk Level	19	3279.08	
87	Vijayapura	Indi	INDI	Hobli	Maize (Makka)	IRR	4390	10	3854.59				
88	Vijayapura	Indi	INDI	Hobli	Maize (Makka)	RF	256	10	3165.24				
89	Vijayapura	Indi	BALLOLLI	Hobli	Onion	IRR	57	10	11458.80				
90	Vijayapura	Indi	INDI	Hobli	Onion	IRR	65	10	12694.00				
91	Vijayapura	Indi	BALLOLLI	Hobli	Pearl Millet (Bajra/Bulrush Millet/Spiked Millet)	IRR	207	10	1290.98				
92	Vijayapura	Indi	INDI	Hobli	Pearl Millet (Bajra/Bulrush Millet/Spiked Millet)	IRR	476	10	655.31				
93	Vijayapura	Indi	BALLOLLI	Hobli	Pigeon pea (red gram/arhar/tur)	IRR	1095	10	908.34				

**Government of Karnataka**  
**Directorate of Economics and Statistics**  
**Hobli Level Average Yield data for Kharif season 2017-18**

S.N	District	Taluk	Insurance Unit (hobli/ GP)	GP/HOBLI	Crop	IRR_RF	Area_Sown_Ha	No_CCE_Conducted	Average Yield(Kg/Ha)	Name_Of_Higher_Level	No_cce_Conducted_Higher	Higher average Yield(Kg/Ha)	Synthetic Yield
94	Vijayapura	Indi	INDI	Hobli	Pigeon pea (red gram/arhar/tur)	IRR	2199			Taluk Level	19	798.10	
95	Vijayapura	Indi	BALLOLLI	Hobli	Red Chillies	IRR	12			Taluk Level	19	676.23	
96	Vijayapura	Indi	INDI	Hobli	Red Chillies	IRR	10	10	711.99				
97	Vijayapura	Indi	INDI(H)	Hobli	Sugarcane(Irrigated)	IRR			89604.20				
98	Vijayapura	Indi	BALLOLLI	Hobli	SUNFLOWER	IRR	444	10	1168.21				
99	Vijayapura	Indi	BALLOLLI	Hobli	SUNFLOWER	RF	2576	10	822.31				
100	Vijayapura	Indi	INDI	Hobli	SUNFLOWER	IRR	406			Taluk Level	19	1373.19	
101	Vijayapura	Indi	INDI	Hobli	SUNFLOWER	RF	1191	10	964.61				
102	Vijayapura	Muddebihal	DAVALAGI	Hobli	Green Gram (Moong Bean/ Moong)	RF	296	10	12.12				
103	Vijayapura	Muddebihal	MUDEBIHALA	Hobli	Green Gram (Moong Bean/ Moong)	RF	347	10	49.70				
104	Vijayapura	Muddebihal	NALATAVADA	Hobli	Green Gram (Moong Bean/ Moong)	RF	608	10	38.68				
105	Vijayapura	Muddebihal	DAVALAGI	Hobli	GROUNDNUT	IRR	8					889.00	Y
106	Vijayapura	Muddebihal	DAVALAGI	Hobli	GROUNDNUT	RF	10					259.00	Y
107	Vijayapura	Muddebihal	MUDEBIHALA	Hobli	GROUNDNUT	IRR	1					611.00	Y
108	Vijayapura	Muddebihal	MUDEBIHALA	Hobli	GROUNDNUT	RF	0					327.00	Y
109	Vijayapura	Muddebihal	NALATAVADA	Hobli	GROUNDNUT	IRR	2					670.00	Y

**Government of Karnataka**  
**Directorate of Economics and Statistics**  
**Hobli Level Average Yield data for Kharif season 2017-18**

S.N	District	Taluk	Insurance Unit (hobli/ GP)	GP/HOBLI	Crop	IRR_RF	Area_Sown_Ha	No_CCE_Conducted	Average Yield(Kg/Ha)	Name_Of_Higher_Level	No_cce_Conducted_Higher	Higher average Yield(Kg/Ha)	SyntheticYield
110	Vijayapura	Muddebihal	NALATAVADA	Hobli	GROUNDNUT	RF	2					217.00	Y
111	Vijayapura	Muddebihal	DAVALAGI	Hobli	Horse Gram (kulthi/kultha)	RF	22					111.00	Y
112	Vijayapura	Muddebihal	DAVALAGI	Hobli	Maize (Makka)	IRR	407			Taluk Level	17	3830.30	
113	Vijayapura	Muddebihal	DAVALAGI	Hobli	Maize (Makka)	RF	2					1608.00	Y
114	Vijayapura	Muddebihal	MUDEDEBIHALA	Hobli	Maize (Makka)	IRR	5			Taluk Level	17	3830.30	
115	Vijayapura	Muddebihal	NALATAVADA	Hobli	Maize (Makka)	IRR	6			Taluk Level	17	3830.30	
116	Vijayapura	Muddebihal	DAVALAGI	Hobli	Onion	IRR	52	10	6348.00				
117	Vijayapura	Muddebihal	MUDEDEBIHALA	Hobli	Onion	IRR	31			Taluk Level	28	11266.07	
118	Vijayapura	Muddebihal	NALATAVADA	Hobli	Onion	IRR	35			Taluk Level	28	11266.07	
119	Vijayapura	Muddebihal	DAVALAGI	Hobli	Pearl Millet (Bajra/Bulrush Millet/Spiked Millet)	IRR	260	10	1704.84				
120	Vijayapura	Muddebihal	MUDEDEBIHALA	Hobli	Pearl Millet (Bajra/Bulrush Millet/Spiked Millet)	IRR	55	10	1585.93				
121	Vijayapura	Muddebihal	NALATAVADA	Hobli	Pearl Millet (Bajra/Bulrush Millet/Spiked Millet)	IRR	274	10	1290.98				
122	Vijayapura	Muddebihal	DAVALAGI	Hobli	Pigeon pea (red gram/arhar/tur)	IRR	6			Taluk Level	26	1102.71	
123	Vijayapura	Muddebihal	MUDEDEBIHALA	Hobli	Pigeon pea (red gram/arhar/tur)	IRR	1145	10	1471.75				
124	Vijayapura	Muddebihal	NALATAVADA	Hobli	Pigeon pea (red gram/arhar/tur)	IRR	859	10	631.50				

**Government of Karnataka**  
**Directorate of Economics and Statistics**  
**Hobli Level Average Yield data for Kharif season 2017-18**

S.N	District	Taluk	Insurance Unit (hobli/ GP)	GP/HOBLI	Crop	IRR_RF	Area_Sown_Ha	No_CCE_Conducted	Average Yield(Kg/Ha)	Name_Of_Higher_Level	No_cce_Conducted_Higher	Higher average Yield(Kg/Ha)	SyntheticYield
125	Vijayapura	Muddebihal	DAVALAGI(H)	Hobli	Sugarcane(Irrigated)	IRR			77380.00				
126	Vijayapura	Muddebihal	MUDEDEBIHALA(H)	Hobli	Sugarcane(Irrigated)	IRR			61920.00				
127	Vijayapura	Muddebihal	DAVALAGI	Hobli	SUNFLOWER	IRR	393	10	1229.26				
128	Vijayapura	Muddebihal	DAVALAGI	Hobli	SUNFLOWER	RF	1534	10	530.62				
129	Vijayapura	Muddebihal	MUDEDEBIHALA	Hobli	SUNFLOWER	IRR	22	10	965.79				
130	Vijayapura	Muddebihal	MUDEDEBIHALA	Hobli	SUNFLOWER	RF	770	10	547.62				
131	Vijayapura	Muddebihal	NALATAVADA	Hobli	SUNFLOWER	IRR	161	10	1308.63				
132	Vijayapura	Muddebihal	NALATAVADA	Hobli	SUNFLOWER	RF	338	10	537.66				
133	Vijayapura	NidaGundi	KOLHARA	Hobli	Green Gram (Moong Bean/ Moong)	RF	85	10	181.42				
134	Vijayapura	NidaGundi	NIDAGUNDI	Hobli	Green Gram (Moong Bean/ Moong)	RF	62	10	45.66				
135	Vijayapura	NidaGundi	KOLHARA	Hobli	GROUNDNUT	IRR	112	10	1502.60				
136	Vijayapura	NidaGundi	KOLHARA	Hobli	GROUNDNUT	RF	52	10	715.61				
137	Vijayapura	NidaGundi	NIDAGUNDI	Hobli	GROUNDNUT	IRR	54	10	1023.86				
138	Vijayapura	NidaGundi	NIDAGUNDI	Hobli	GROUNDNUT	RF	35	10	575.63				
139	Vijayapura	NidaGundi	KOLHARA	Hobli	Horse Gram (kulthi/kultha)	RF	5					291.00	Y
140	Vijayapura	NidaGundi	KOLHARA	Hobli	Maize (Makka)	RF	200	10	2794.89				
141	Vijayapura	NidaGundi	NIDAGUNDI	Hobli	Maize (Makka)	RF	50	10	3139.03				

**Government of Karnataka**  
**Directorate of Economics and Statistics**  
**Hobli Level Average Yield data for Kharif season 2017-18**

S.N	District	Taluk	Insurance Unit (hobli/ GP)	GP/HOBLI	Crop	IRR_RF	Area_Sown_Ha	No_CCE_Conducted	Average Yield(Kg/Ha)	Name_Of_Higher_Level	No_cce Conducted_Higher	Higher average Yield(Kg/Ha)	Synthetic Yield
142	Vijayapura	NidaGundi	KOLHARA	Hobli	Onion	IRR	293	10	12609.60				
143	Vijayapura	NidaGundi	NIDAGUNDI	Hobli	Onion	IRR	125	10	10172.00				
144	Vijayapura	NidaGundi	KOLHARA	Hobli	Pearl Millet (Bajra/Bulrush Millet/Spiked Millet)	IRR	80	10	2132.60				
145	Vijayapura	NidaGundi	KOLHARA	Hobli	Pearl Millet (Bajra/Bulrush Millet/Spiked Millet)	RF	100			Taluk Level	17	1318.73	
146	Vijayapura	NidaGundi	NIDAGUNDI	Hobli	Pearl Millet (Bajra/Bulrush Millet/Spiked Millet)	IRR	55	10	1896.33				
147	Vijayapura	NidaGundi	NIDAGUNDI	Hobli	Pearl Millet (Bajra/Bulrush Millet/Spiked Millet)	RF	240	10	1180.60				
148	Vijayapura	NidaGundi	KOLHARA	Hobli	Pigeon pea (red gram/arhar/tur)	IRR	500	10	952.59				
149	Vijayapura	NidaGundi	NIDAGUNDI	Hobli	Pigeon pea (red gram/arhar/tur)	IRR	200	10	879.43				
150	Vijayapura	NidaGundi	KOLHARA(H)	Hobli	Sugarcane(Irrigated)	IRR			84760.00				
151	Vijayapura	NidaGundi	KOLHARA	Hobli	SUNFLOWER	IRR	5			Taluk Level	16	1177.61	
152	Vijayapura	NidaGundi	KOLHARA	Hobli	SUNFLOWER	RF	4					387.00	Y
153	Vijayapura	NidaGundi	NIDAGUNDI	Hobli	SUNFLOWER	IRR	67	10	1257.67				
154	Vijayapura	NidaGundi	NIDAGUNDI	Hobli	SUNFLOWER	RF	300	10	925.21				
155	Vijayapura	Sindagi	ALAMELA	Hobli	Brinjal	NS	39	10	11908.00				
156	Vijayapura	Sindagi	ALAMELA	Hobli	COTTON	IRR	7856	10	202.29				

Q/:

**Government of Karnataka**  
**Directorate of Economics and Statistics**  
**Hobli Level Average Yield data for Kharif season 2017-18**

S.N	District	Taluk	Insurance Unit (hobli/ GP)	GP/HOBLI	Crop	IRR_RF	Area_Sown_Ha	No_CCE_Conducted	Average Yield(Kg/Ha)	Name_Of_Higher_Level	No_cce_Conducted_Higher	Higher average Yield(Kg/Ha)	Synthetic Yield
157	Vijayapura	Sindagi	ALAMELA	Hobli	COTTON	RF	20			Taluk Level	28	443.26	
158	Vijayapura	Sindagi	DEVARA HIPPARAGI	Hobli	COTTON	IRR	65	10	793.77				
159	Vijayapura	Sindagi	DEVARA HIPPARAGI	Hobli	COTTON	RF	161	10	593.47				
160	Vijayapura	Sindagi	SINDAGI	Hobli	COTTON	IRR	1235	10	398.79				
161	Vijayapura	Sindagi	SINDAGI	Hobli	COTTON	RF	88	10	392.78				
162	Vijayapura	Sindagi	ALAMELA	Hobli	Green Gram (Moong Bean/ Moong)	RF	203	10	379.06				
163	Vijayapura	Sindagi	DEVARA HIPPARAGI	Hobli	Green Gram (Moong Bean/ Moong)	RF	412			Taluk Level	26	232.52	
164	Vijayapura	Sindagi	SINDAGI	Hobli	Green Gram (Moong Bean/ Moong)	RF	745			Taluk Level	26	232.52	
165	Vijayapura	Sindagi	ALAMELA	Hobli	GROUNDNUT	IRR	65	10	1218.26				
166	Vijayapura	Sindagi	ALAMELA	Hobli	GROUNDNUT	RF	42	10	480.05				
167	Vijayapura	Sindagi	DEVARA HIPPARAGI	Hobli	GROUNDNUT	IRR	144			Taluk Level	29	996.98	
168	Vijayapura	Sindagi	DEVARA HIPPARAGI	Hobli	GROUNDNUT	RF	729	10	1080.73				
169	Vijayapura	Sindagi	SINDAGI	Hobli	GROUNDNUT	IRR	505	10	639.24				
170	Vijayapura	Sindagi	SINDAGI	Hobli	GROUNDNUT	RF	1360	10	1019.96				
171	Vijayapura	Sindagi	ALAMELA	Hobli	Horse Gram (kulthi/kultha)	RF	4			Taluk Level	14	447.34	
172	Vijayapura	Sindagi	DEVARA HIPPARAGI	Hobli	Horse Gram (kulthi/kultha)	RF	138	10	412.27				



**Government of Karnataka**  
**Directorate of Economics and Statistics**  
**Hobli Level Average Yield data for Kharif season 2017-18**

S.N	District	Taluk	Insurance Unit (hobli/ GP)	GP/HOBLI	Crop	IRR_RF	Area_Sown_Ha	No_CCE_Conducted	Average Yield(Kg/Ha)	Name_Of_Higher_Level	No_cce Conducted_Higher	Higher average Yield(Kg/Ha)	Synthetic Yield
173	Vijayapura	Sindagi	SINDAGI	Hobli	Horse Gram (kulthi/kultha)	RF	0					272.00	Y
174	Vijayapura	Sindagi	ALAMELA	Hobli	Maize (Makka)	IRR	1206	10	2272.61				
175	Vijayapura	Sindagi	ALAMELA	Hobli	Maize (Makka)	RF	49	10	2369.47				
176	Vijayapura	Sindagi	DEVARA HIPPARAGI	Hobli	Maize (Makka)	IRR	538	10	3159.47				
177	Vijayapura	Sindagi	DEVARA HIPPARAGI	Hobli	Maize (Makka)	RF	50	10	2579.79				
178	Vijayapura	Sindagi	SINDAGI	Hobli	Maize (Makka)	IRR	1825	10	2394.54				
179	Vijayapura	Sindagi	SINDAGI	Hobli	Maize (Makka)	RF	21	10	2494.45				
180	Vijayapura	Sindagi	ALAMELA	Hobli	Onion	IRR	129	10	18590.00				
181	Vijayapura	Sindagi	DEVARA HIPPARAGI	Hobli	Onion	IRR	144	10	13181.11				
182	Vijayapura	Sindagi	SINDAGI	Hobli	Onion	IRR	101			Taluk Level	29	15935.12	
183	Vijayapura	Sindagi	ALAMELA	Hobli	Pearl Millet (Bajra/Bulrush Millet/Spiked Millet)	IRR	118	10	1057.81				
184	Vijayapura	Sindagi	ALAMELA	Hobli	Pearl Millet (Bajra/Bulrush Millet/Spiked Millet)	RF	173	10	782.05				
185	Vijayapura	Sindagi	DEVARA HIPPARAGI	Hobli	Pearl Millet (Bajra/Bulrush Millet/Spiked Millet)	IRR	173	10	1142.89				
186	Vijayapura	Sindagi	DEVARA HIPPARAGI	Hobli	Pearl Millet (Bajra/Bulrush Millet/Spiked Millet)	RF	685	10	1314.47				
187	Vijayapura	Sindagi	SINDAGI	Hobli	Pearl Millet (Bajra/Bulrush Millet/Spiked Millet)	IRR	220	10	1563.54				

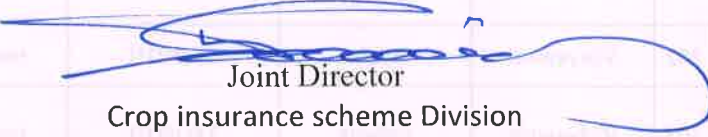
**Government of Karnataka**  
**Directorate of Economics and Statistics**  
**Hobli Level Average Yield data for Kharif season 2017-18**

S.N	District	Taluk	Insurance Unit (hobli/ GP)	GP/HOBLI	Crop	IRR_RF	Area_Sown_Ha	No_CCE_Conducted	Average Yield(Kg/Ha)	Name_Of_Higher_Level	No_cce_Conducted_Higher	Higher average Yield(Kg/Ha)	Synthetic Yield
188	Vijayapura	Sindagi	SINDAGI	Hobli	Pearl Millet (Bajra/Bulrush Millet/Spiked Millet)	RF	600	10	742.39				
189	Vijayapura	Sindagi	ALAMELA	Hobli	Red Chillies	IRR	20	10	4033.70				
190	Vijayapura	Sindagi	DEVARA HIPPARAGI	Hobli	Red Chillies	IRR	10			Taluk Level	29	3213.90	
191	Vijayapura	Sindagi	SINDAGI	Hobli	Red Chillies	IRR	10	10	3748.46				
192	Vijayapura	Sindagi	ALAMELA(H)	Hobli	Sugarcane(Irrigated)	IRR			112808.00				
193	Vijayapura	Sindagi	ALAMELA	Hobli	SUNFLOWER	IRR	319	10	821.09				
194	Vijayapura	Sindagi	ALAMELA	Hobli	SUNFLOWER	RF	10			Taluk Level	28	486.76	
195	Vijayapura	Sindagi	DEVARA HIPPARAGI	Hobli	SUNFLOWER	IRR	212	10	394.16				
196	Vijayapura	Sindagi	DEVARA HIPPARAGI	Hobli	SUNFLOWER	RF	390	10	469.06				
197	Vijayapura	Sindagi	SINDAGI	Hobli	SUNFLOWER	IRR	355	10	701.03				
198	Vijayapura	Sindagi	SINDAGI	Hobli	SUNFLOWER	RF	825	10	448.25				
199	Vijayapura	Sindagi	SINDAGI	Hobli	Tomato	NS	56	10	10151.43				
200	Vijayapura	Talikote	TALIKOTI	Hobli	COTTON	IRR	186	10	632.17				
201	Vijayapura	Talikote	TALIKOTI	Hobli	Green Gram (Moong Bean/ Moong)	RF	221			Taluk Level	9	210.11	
202	Vijayapura	Talikote	TALIKOTI	Hobli	GROUNDNUT	RF	6					411.00	Y
203	Vijayapura	Talikote	TALIKOTI	Hobli	Pigeon pea (red gram/arhar/tur)	IRR	10					477.00	Y

**Government of Karnataka**  
**Directorate of Economics and Statistics**  
**Hobli Level Average Yield data for Kharif season 2017-18**

S.N	District	Taluk	Insurance Unit (hobli/ GP)	GP/HOBLI	Crop	IRR_RF	Area_Sown_Ha	No_CCE_Conducted	Average Yield(Kg/Ha)	Name_Of_Higher_Level	No_cce Conducted_Higher	Higher average Yield(Kg/Ha)	Synthetic Yield
204	Vijayapura	Talikote	TALIKOTI	Hobli	SUNFLOWER	IRR	0					802.00	Y
205	Vijayapura	Talikote	TALIKOTI	Hobli	SUNFLOWER	RF	359	10	288.76				
206	Vijayapura	TIKOTA	TIKOTA	Hobli	Black Gram (urd bean)	RF	2650	10	92.85				
207	Vijayapura	TIKOTA	TIKOTA	Hobli	Green Gram (Moong Bean/ Moong)	RF	650	10	70.59				
208	Vijayapura	TIKOTA	TIKOTA	Hobli	GROUNDNUT	IRR	110					722.00	Y
209	Vijayapura	TIKOTA	TIKOTA	Hobli	GROUNDNUT	RF	340					369.00	Y
210	Vijayapura	TIKOTA	TIKOTA	Hobli	Horse Gram (kulthi/kultha)	RF	10	10	669.58				
211	Vijayapura	TIKOTA	TIKOTA	Hobli	Maize (Makka)	IRR	2178					1662.00	Y
212	Vijayapura	TIKOTA	TIKOTA	Hobli	Maize (Makka)	RF	0					1379.00	Y
213	Vijayapura	TIKOTA	TIKOTA	Hobli	Onion	IRR	112	10	8394.40				
214	Vijayapura	TIKOTA	TIKOTA	Hobli	Pearl Millet (Bajra/Bulrush Millet/Spiked Millet)	IRR	80	10	2324.55				
215	Vijayapura	TIKOTA	TIKOTA	Hobli	SUNFLOWER	IRR	150	10	965.08				
216	Vijayapura	TIKOTA	TIKOTA	Hobli	SUNFLOWER	RF	390	10	691.86				

②

  
**Joint Director**  
**Crop insurance scheme Division**  
**Directorate of Economics and Statistics**

**Government of Karnataka**  
**Directorate of Economics and Statistics**  
**Hobli Level Average Yield data for Kharif season 2017-18**

S.N	District	Taluk	Insurance Unit (hobli/ GP)	GP/HOBLI	Crop	IRR_RF	Area_Sown_Ha	No_CCE_Conducted	Average Yield(Kg/Ha)	Name_Of_Higher_Level	No_cce_Conducted_Higher	Higher average Yield(Kg/Ha)	Synthetic Yield
1	YADGIRI	Gurmitkal	GURUMITAKALA	Hobli	Black Gram (urd bean)	RF	58	10	920.20				
2	YADGIRI	Gurmitkal	KONKALA	Hobli	Black Gram (urd bean)	RF	47			Taluk Level	16	995.17	
3	YADGIRI	Gurmitkal	GURUMITAKALA	Hobli	COTTON	RF	355	10	1540.56				
4	YADGIRI	Gurmitkal	KONKALA	Hobli	COTTON	RF	978	10	1171.87				
5	YADGIRI	Gurmitkal	GURUMITAKALA	Hobli	Green Gram (Moong Bean/ Moong)	RF	3835	10	675.81				
6	YADGIRI	Gurmitkal	KONKALA	Hobli	Green Gram (Moong Bean/ Moong)	RF	2908	10	740.16				
7	YADGIRI	Gurmitkal	GURUMITAKALA	Hobli	GROUNDNUT	IRR	4			Taluk Level	10	1510.25	
8	YADGIRI	Gurmitkal	GURUMITAKALA	Hobli	GROUNDNUT	RF	8			Taluk Level	8	1335.69	
9	YADGIRI	Gurmitkal	KONKALA	Hobli	GROUNDNUT	IRR	2			Taluk Level	10	1510.25	
10	YADGIRI	Gurmitkal	KONKALA	Hobli	GROUNDNUT	RF	2			Taluk Level	8	1335.69	
11	YADGIRI	Gurmitkal	GURUMITAKALA	Hobli	Maize (Makka)	RF	0			State Level	7076	4297.70	
12	YADGIRI	Gurmitkal	GURUMITAKALA	Hobli	PADDY	RF	250	10	3437.71				
13	YADGIRI	Gurmitkal	GURUMITAKALA	Hobli	Pearl Millet (Bajra/Bulrush Millet/Spiked Millet)	RF	2			Taluk Level	6	1946.30	
14	YADGIRI	Gurmitkal	KONKALA	Hobli	Pearl Millet (Bajra/Bulrush Millet/Spiked Millet)	RF	3			Taluk Level	6	1946.30	

**Government of Karnataka**  
**Directorate of Economics and Statistics**  
**Hobli Level Average Yield data for Kharif season 2017-18**

S.N	District	Taluk	Insurance Unit (hobli/ GP)	GP/HOBLI	Crop	IRR_RF	Area_Sown_Ha	No_CCE_Conducted	Average Yield(Kg/Ha)	Name_Of_Higher_Level	No_cce Conducted_Higher	Higher average Yield(Kg/Ha)	Synthetic Yield
15	YADGIRI	Gurmitkal	GURUMITAKALA	Hobli	Save	RF	2			Taluk Level	4	155.68	
16	YADGIRI	Gurmitkal	GURUMITAKALA	Hobli	Sorghum (Jowar/Great Millet)	RF	55	10	2145.33				
17	YADGIRI	Gurmitkal	KONKALA	Hobli	Sorghum (Jowar/Great Millet)	RF	15	10	2742.23				
18	YADGIRI	Gurmitkal	GURUMITAKALA	Hobli	SUNFLOWER	RF	7			Taluk Level	13	1662.71	
19	YADGIRI	Gurmitkal	KONKALA	Hobli	SUNFLOWER	RF	6			Taluk Level	13	1662.71	
20	YADGIRI	Hunisigi	HUNASIGI	Hobli	COTTON	IRR	2902	10	1058.84				
21	YADGIRI	Hunisigi	HUNASIGI	Hobli	COTTON	RF	876	10	787.96				
22	YADGIRI	Hunisigi	KODEKAL	Hobli	COTTON	IRR	376	10	1731.12				
23	YADGIRI	Hunisigi	KODEKAL	Hobli	COTTON	RF	497	10	1060.45				
24	YADGIRI	Hunisigi	HUNASIGI	Hobli	Green Gram (Moong Bean/ Moong)	RF	12			Taluk Level	12	489.29	
25	YADGIRI	Hunisigi	KODEKAL	Hobli	Green Gram (Moong Bean/ Moong)	RF	2			Taluk Level	12	489.29	
26	YADGIRI	Hunisigi	HUNASIGI	Hobli	GROUNDNUT	IRR	68			Taluk Level	10	1830.54	
27	YADGIRI	Hunisigi	HUNASIGI	Hobli	GROUNDNUT	RF	60	10	1060.95				
28	YADGIRI	Hunisigi	KODEKAL	Hobli	GROUNDNUT	IRR	8			Taluk Level	10	1830.54	

**Government of Karnataka**  
**Directorate of Economics and Statistics**  
**Hobli Level Average Yield data for Kharif season 2017-18**

S.N	District	Taluk	Insurance Unit (hobli/ GP)	GP/HOBLI	Crop	IRR_RF	Area_Sown_Ha	No_CCE_Conducted	Average Yield(Kg/Ha)	Name_Of_Higher_Level	No_cce_Conducted_Higher	Higher average Yield(Kg/Ha)	Synthetic Yield
29	YADGIRI	Hunisigi	KODEKAL	Hobli	GROUNDNUT	RF	2			Taluk Level	12	1082.59	
30	YADGIRI	Hunisigi	HUNASIGI	Hobli	Onion	RF	8			Taluk Level	6	15310.67	
31	YADGIRI	Hunisigi	HUNASIGI	Hobli	Pearl Millet (Bajra/Bulrush Millet/Spiked Millet)	IRR	28			Taluk Level	18	2313.52	
32	YADGIRI	Hunisigi	HUNASIGI	Hobli	Pearl Millet (Bajra/Bulrush Millet/Spiked Millet)	RF	684			Taluk Level	16	2093.93	
33	YADGIRI	Hunisigi	KODEKAL	Hobli	Pearl Millet (Bajra/Bulrush Millet/Spiked Millet)	IRR	156	10	2184.56				
34	YADGIRI	Hunisigi	KODEKAL	Hobli	Pearl Millet (Bajra/Bulrush Millet/Spiked Millet)	RF	5667	10	2156.78				
35	YADGIRI	Hunisigi	HUNASIGI	Hobli	Pigeon pea (red gram/arhar/tur)	IRR	225	10	1408.65				
36	YADGIRI	Hunisigi	KODEKAL	Hobli	Pigeon pea (red gram/arhar/tur)	IRR	808	10	1631.01				
37	YADGIRI	Hunisigi	KODEKAL	Hobli	Sesame (Gingelly/Til)/Sesamu m	RF	5	10	2849.26				
38	YADGIRI	Hunisigi	HUNASIGI	Hobli	SUNFLOWER	IRR	4			Taluk Level	12	1145.29	
39	YADGIRI	Hunisigi	HUNASIGI	Hobli	SUNFLOWER	RF	119			Taluk Level	16	904.64	
40	YADGIRI	Hunisigi	KODEKAL	Hobli	SUNFLOWER	IRR	40			Taluk Level	12	1145.29	
41	YADGIRI	Hunisigi	KODEKAL	Hobli	SUNFLOWER	RF	51	10	796.58				
42	YADGIRI	Shahapur	DORANALLI	Hobli	COTTON	IRR	4401	10	1326.06				

**Government of Karnataka**  
**Directorate of Economics and Statistics**  
**Hobli Level Average Yield data for Kharif season 2017-18**

S.N	District	Taluk	Insurance Unit (hobli/ GP)	GP/HOBLI	Crop	IRR_RF	Area_Sown_Ha	No_CCE_Conducted	Average Yield(Kg/Ha)	Name_Of_Higher_Level	No_cce Conducted_Higher	Higher average Yield(Kg/Ha)	Synthetic Yield
43	YADGIRI	Shahapur	DORANALLI	Hobli	COTTON	RF	2755	10	817.65				
44	YADGIRI	Shahapur	GOGI	Hobli	COTTON	IRR	3161	10	1790.90				
45	YADGIRI	Shahapur	GOGI	Hobli	COTTON	RF	2644	10	1032.23				
46	YADGIRI	Shahapur	SHAHAPURA	Hobli	COTTON	IRR	4596	10	1569.92				
47	YADGIRI	Shahapur	SHAHAPURA	Hobli	COTTON	RF	3236	10	946.76				
48	YADGIRI	Shahapur	DORANALLI	Hobli	Green Gram (Moong Bean/ Moong)	RF	3395	10	637.71				
49	YADGIRI	Shahapur	GOGI	Hobli	Green Gram (Moong Bean/ Moong)	RF	2370	10	744.47				
50	YADGIRI	Shahapur	SHAHAPURA	Hobli	Green Gram (Moong Bean/ Moong)	RF	1133	10	570.93				
51	YADGIRI	Shahapur	DORANALLI	Hobli	GROUNDNUT	IRR	1			Taluk Level	4	1714.17	
52	YADGIRI	Shahapur	DORANALLI	Hobli	GROUNDNUT	RF	1			Taluk Level	6	1834.53	
53	YADGIRI	Shahapur	GOGI	Hobli	GROUNDNUT	IRR	1			Taluk Level	4	1714.17	
54	YADGIRI	Shahapur	GOGI	Hobli	GROUNDNUT	RF	4			Taluk Level	6	1834.53	
55	YADGIRI	Shahapur	SHAHAPURA	Hobli	GROUNDNUT	IRR	0			Taluk Level	4	1714.17	
56	YADGIRI	Shahapur	SHAHAPURA	Hobli	GROUNDNUT	RF	0			Taluk Level	6	1834.53	
57	YADGIRI	Shahapur	DORANALLI	Hobli	Maize (Makka)	IRR	0			State Level	4364	5002.36	
58	YADGIRI	Shahapur	GOGI	Hobli	Maize (Makka)	IRR	0			State Level	4364	5002.36	

**Government of Karnataka**  
**Directorate of Economics and Statistics**  
**Hobli Level Average Yield data for Kharif season 2017-18**

S.N	District	Taluk	Insurance Unit (hobli/ GP)	GP/HOBLI	Crop	IRR_RF	Area_Sown_Ha	No_CCE_Conducted	Average Yield(Kg/Ha)	Name_Of_Higher_Level	No_cce Conducted_Higher	Higher average Yield(Kg/Ha)	Synthetic Yield
59	YADGIRI	Shahapur	SHAHAPURA	Hobli	Maize (Makka)	IRR	0			State Level	4364	5002.36	
60	YADGIRI	Shahapur	DORANALLI	Hobli	Pearl Millet (Bajra/Bulrush Millet/Spiked Millet)	RF	0			Taluk Level	12	2341.31	
61	YADGIRI	Shahapur	GOGI	Hobli	Pearl Millet (Bajra/Bulrush Millet/Spiked Millet)	IRR	15			Taluk Level	10	2141.86	
62	YADGIRI	Shahapur	GOGI	Hobli	Pearl Millet (Bajra/Bulrush Millet/Spiked Millet)	RF	18			Taluk Level	12	2341.31	
63	YADGIRI	Shahapur	SHAHAPURA	Hobli	Pearl Millet (Bajra/Bulrush Millet/Spiked Millet)	IRR	4			Taluk Level	10	2141.86	
64	YADGIRI	Shahapur	SHAHAPURA	Hobli	Pearl Millet (Bajra/Bulrush Millet/Spiked Millet)	RF	5			Taluk Level	12	2341.31	
65	YADGIRI	Shahapur	DORANALLI	Hobli	Pigeon pea (red gram/arhar/tur)	IRR	528	10	1578.76				
66	YADGIRI	Shahapur	GOGI	Hobli	Pigeon pea (red gram/arhar/tur)	IRR	1256	10	1558.74				
67	YADGIRI	Shahapur	SHAHAPURA	Hobli	Pigeon pea (red gram/arhar/tur)	IRR	935	10	1956.77				
68	YADGIRI	Shahapur	DORANALLI	Hobli	SUNFLOWER	IRR	0			Taluk Level	2	1098.25	
69	YADGIRI	Shahapur	DORANALLI	Hobli	SUNFLOWER	RF	0			District Level	57	1200.98	
70	YADGIRI	Shahapur	GOGI	Hobli	SUNFLOWER	IRR	1			Taluk Level	2	1098.25	
71	YADGIRI	Shahapur	GOGI	Hobli	SUNFLOWER	RF	0			District Level	57	1200.98	
72	YADGIRI	Shahapur	SHAHAPURA	Hobli	SUNFLOWER	IRR	0			Taluk Level	2	1098.25	



**Government of Karnataka**  
**Directorate of Economics and Statistics**  
**Hobli Level Average Yield data for Kharif season 2017-18**

S.N	District	Taluk	Insurance Unit (hobli/ GP)	GP/HOBLI	Crop	IRR_RF	Area_Sown_Ha	No_CCE_Conducted	Average Yield(Kg/Ha)	Name_Of_Higher_Level	No_cce Conducted_Higher	Higher average Yield(Kg/Ha)	Synthetic Yield
73	YADGIRI	Shahapur	SHAHAPURA	Hobli	SUNFLOWER	RF	0			District Level	57	1200.98	
74	YADGIRI	Shorapur	KAKKERA	Hobli	COTTON	IRR	1869	10	1205.96				
75	YADGIRI	Shorapur	KAKKERA	Hobli	COTTON	RF	1073	10	994.80				
76	YADGIRI	Shorapur	KEMBHAVI	Hobli	COTTON	IRR	3758			Taluk Level	20	1236.15	
77	YADGIRI	Shorapur	KEMBHAVI	Hobli	COTTON	RF	2315			Taluk Level	19	946.37	
78	YADGIRI	Shorapur	SHORAPURA	Hobli	COTTON	IRR	2995	10	1266.35				
79	YADGIRI	Shorapur	SHORAPURA	Hobli	COTTON	RF	3139			Taluk Level	19	946.37	
80	YADGIRI	Shorapur	KAKKERA	Hobli	Green Gram (Moong Bean/ Moong)	RF	13			Taluk Level	22	743.67	
81	YADGIRI	Shorapur	KEMBHAVI	Hobli	Green Gram (Moong Bean/ Moong)	RF	203	10	696.49				
82	YADGIRI	Shorapur	SHORAPURA	Hobli	Green Gram (Moong Bean/ Moong)	RF	89	10	744.14				
83	YADGIRI	Shorapur	KAKKERA	Hobli	GROUNDNUT	IRR	24			Taluk Level	21	2148.57	
84	YADGIRI	Shorapur	KAKKERA	Hobli	GROUNDNUT	RF	6			Taluk Level	22	1524.22	
85	YADGIRI	Shorapur	KEMBHAVI	Hobli	GROUNDNUT	IRR	66			Taluk Level	21	2148.57	
86	YADGIRI	Shorapur	KEMBHAVI	Hobli	GROUNDNUT	RF	24	10	1425.39				
87	YADGIRI	Shorapur	SHORAPURA	Hobli	GROUNDNUT	IRR	124	10	2308.90				
88	YADGIRI	Shorapur	SHORAPURA	Hobli	GROUNDNUT	RF	108			Taluk Level	22	1524.22	

**Government of Karnataka**  
**Directorate of Economics and Statistics**  
**Hobli Level Average Yield data for Kharif season 2017-18**

S.N	District	Taluk	Insurance Unit (hobli/ GP)	GP/HOBLI	Crop	IRR_RF	Area_Sown_Ha	No_CCE_Conducted	Average Yield(Kg/Ha)	Name_Of_Higher_Level	No_cce_Conducted_Higher	Higher average Yield(Kg/Ha)	Synthetic Yield
89	YADGIRI	Shorapur	KAKKERA	Hobli	Pearl Millet (Bajra/Bulrush Millet/Spiked Millet)	IRR	75			Taluk Level	14	2287.46	
90	YADGIRI	Shorapur	KAKKERA	Hobli	Pearl Millet (Bajra/Bulrush Millet/Spiked Millet)	RF	931			Taluk Level	20	1701.95	
91	YADGIRI	Shorapur	KEMBHAVI	Hobli	Pearl Millet (Bajra/Bulrush Millet/Spiked Millet)	IRR	6			Taluk Level	14	2287.46	
92	YADGIRI	Shorapur	KEMBHAVI	Hobli	Pearl Millet (Bajra/Bulrush Millet/Spiked Millet)	RF	405			Taluk Level	20	1701.95	
93	YADGIRI	Shorapur	SHORAPURA	Hobli	Pearl Millet (Bajra/Bulrush Millet/Spiked Millet)	IRR	55			Taluk Level	14	2287.46	
94	YADGIRI	Shorapur	SHORAPURA	Hobli	Pearl Millet (Bajra/Bulrush Millet/Spiked Millet)	RF	813	10	1880.57				
95	YADGIRI	Shorapur	KAKKERA	Hobli	Pigeon pea (red gram/arhar/tur)	IRR	361			Taluk Level	28	1623.23	
96	YADGIRI	Shorapur	KEMBHAVI	Hobli	Pigeon pea (red gram/arhar/tur)	IRR	392	10	1618.78				
97	YADGIRI	Shorapur	SHORAPURA	Hobli	Pigeon pea (red gram/arhar/tur)	IRR	212	10	1642.13				
98	YADGIRI	Shorapur	KAKKERA	Hobli	SUNFLOWER	IRR	2			Taluk Level	12	1370.88	
99	YADGIRI	Shorapur	KAKKERA	Hobli	SUNFLOWER	RF	6			Taluk Level	20	990.76	
100	YADGIRI	Shorapur	KEMBHAVI	Hobli	SUNFLOWER	IRR	10			Taluk Level	12	1370.88	
101	YADGIRI	Shorapur	KEMBHAVI	Hobli	SUNFLOWER	RF	30	10	823.19				

**Government of Karnataka**  
**Directorate of Economics and Statistics**  
**Hobli Level Average Yield data for Kharif season 2017-18**

S.N	District	Taluk	Insurance Unit (hobli/ GP)	GP/HOBLI	Crop	IRR_RF	Area_Sown_Ha	No_CCE_Conducted	Average Yield(Kg/Ha)	Name_Of_Higher_Level	No_cce Conducted_Higher	Higher average Yield(Kg/Ha)	Synthetic Yield
102	YADGIRI	Shorapur	SHORAPURA	Hobli	SUNFLOWER	IRR	8			Taluk Level	12	1370.88	
103	YADGIRI	Shorapur	SHORAPURA	Hobli	SUNFLOWER	RF	8			Taluk Level	20	990.76	
104	YADGIRI	Vadagera	HAIYYALA B	Hobli	COTTON	IRR	5055	10	1228.98				
105	YADGIRI	Vadagera	HAIYYALA B	Hobli	COTTON	RF	3611	10	406.37				
106	YADGIRI	Vadagera	VADAGERA	Hobli	COTTON	IRR	928	10	1138.91				
107	YADGIRI	Vadagera	VADAGERA	Hobli	COTTON	RF	6700	10	822.66				
108	YADGIRI	Vadagera	HAIYYALA B	Hobli	Green Gram (Moong Bean/ Moong)	RF	765	10	267.86				
109	YADGIRI	Vadagera	VADAGERA	Hobli	Green Gram (Moong Bean/ Moong)	RF	1094	10	351.86				
110	YADGIRI	Vadagera	HAIYYALA B	Hobli	GROUNDNUT	IRR	2			Taluk Level	4	1790.18	
111	YADGIRI	Vadagera	HAIYYALA B	Hobli	GROUNDNUT	RF	2			Taluk Level	4	1167.45	
112	YADGIRI	Vadagera	VADAGERA	Hobli	GROUNDNUT	IRR	0			Taluk Level	4	1790.18	
113	YADGIRI	Vadagera	VADAGERA	Hobli	GROUNDNUT	RF	0			Taluk Level	4	1167.45	
114	YADGIRI	Vadagera	HAIYYALA B	Hobli	Maize (Makka)	IRR	0			State Level	4364	5002.36	
115	YADGIRI	Vadagera	VADAGERA	Hobli	Maize (Makka)	IRR	0			State Level	4364	5002.36	
116	YADGIRI	Vadagera	VADAGERA	Hobli	Maize (Makka)	RF	0			State Level	7076	4297.70	
117	YADGIRI	Vadagera	HAIYYALA B	Hobli	Pearl Millet (Bajra/Bulrush Millet/Spiked Millet)	IRR	0			Taluk Level	6	2599.11	

**Government of Karnataka**  
**Directorate of Economics and Statistics**  
**Hobli Level Average Yield data for Kharif season 2017-18**


S.N	District	Taluk	Insurance Unit (hobli/ GP)	GP/HOBLI	Crop	IRR_RF	Area_Sown_Ha	No_CCE_Conducted	Average Yield(Kg/Ha)	Name_Of_Higher_Level	No_cce_Conducted_Higher	Higher average Yield(Kg/Ha)	Synthetic Yield
118	YADGIRI	Vadagera	HAIYYALA B	Hobli	Pearl Millet (Bajra/Bulrush Millet/Spiked Millet)	RF	2			Taluk Level	12	2013.43	
119	YADGIRI	Vadagera	VADAGERA	Hobli	Pearl Millet (Bajra/Bulrush Millet/Spiked Millet)	IRR	6			Taluk Level	6	2599.11	
120	YADGIRI	Vadagera	VADAGERA	Hobli	Pearl Millet (Bajra/Bulrush Millet/Spiked Millet)	RF	8			Taluk Level	12	2013.43	
121	YADGIRI	Vadagera	HAIYYALA B	Hobli	Pigeon pea (red gram/arhar/tur)	IRR	428	10	1492.04				
122	YADGIRI	Vadagera	VADAGERA	Hobli	Pigeon pea (red gram/arhar/tur)	IRR	79	10	1634.90				
123	YADGIRI	Vadagera	HAIYYALA B	Hobli	SUNFLOWER	IRR	0			District Level	26	1245.79	
124	YADGIRI	Vadagera	HAIYYALA B	Hobli	SUNFLOWER	RF	0			District Level	57	1200.98	
125	YADGIRI	Vadagera	VADAGERA	Hobli	SUNFLOWER	RF	0			District Level	57	1200.98	
126	YADGIRI	Yadgir	BALICHAKRA	Hobli	COTTON	IRR	198	10	1495.86				
127	YADGIRI	Yadgir	BALICHAKRA	Hobli	COTTON	RF	238	10	1116.89				
128	YADGIRI	Yadgir	HATTIKUNI	Hobli	COTTON	IRR	162	10	1412.46				
129	YADGIRI	Yadgir	HATTIKUNI	Hobli	COTTON	RF	534	10	1105.55				
130	YADGIRI	Yadgir	SAIDAPORA	Hobli	COTTON	RF	960	10	1070.86				
131	YADGIRI	Yadgir	YADAGIRI	Hobli	COTTON	RF	506	10	1217.64				
132	YADGIRI	Yadgir	BALICHAKRA	Hobli	Green Gram (Moong Bean/ Moong)	RF	3860	10	482.45				

**Government of Karnataka**  
**Directorate of Economics and Statistics**  
**Hobli Level Average Yield data for Kharif season 2017-18**

S.N	District	Taluk	Insurance Unit (hobli/ GP)	GP/HOBLI	Crop	IRR_RF	Area_Sown_Ha	No_CCE_Conducted	Average Yield(Kg/Ha)	Name_Of_Higher_Level	No_cce Conducted_Higher	Higher average Yield(Kg/Ha)	Synthetic Yield
133	YADGIRI	Yadgir	HATTIKUNI	Hobli	Green Gram (Moong Bean/ Moong)	RF	2645	10	456.27				
134	YADGIRI	Yadgir	SAIDAPORA	Hobli	Green Gram (Moong Bean/ Moong)	RF	2307	10	490.87				
135	YADGIRI	Yadgir	YADAGIRI	Hobli	Green Gram (Moong Bean/ Moong)	RF	4565	10	498.49				
136	YADGIRI	Yadgir	BALICHAKRA	Hobli	GROUNDNUT	IRR	60	10	2590.96				
137	YADGIRI	Yadgir	BALICHAKRA	Hobli	GROUNDNUT	RF	8			Taluk Level	24	1096.91	
138	YADGIRI	Yadgir	HATTIKUNI	Hobli	GROUNDNUT	IRR	5			Taluk Level	33	2254.29	
139	YADGIRI	Yadgir	HATTIKUNI	Hobli	GROUNDNUT	RF	9			Taluk Level	24	1096.91	
140	YADGIRI	Yadgir	SAIDAPORA	Hobli	GROUNDNUT	IRR	6			Taluk Level	33	2254.29	
141	YADGIRI	Yadgir	YADAGIRI	Hobli	GROUNDNUT	IRR	13	10	2496.20				
142	YADGIRI	Yadgir	YADAGIRI	Hobli	GROUNDNUT	RF	7			Taluk Level	24	1096.91	
143	YADGIRI	Yadgir	BALICHAKRA	Hobli	PADDY	RF	0			District Level	10	3437.71	
144	YADGIRI	Yadgir	BALICHAKRA	Hobli	Pearl Millet (Bajra/Bulrush Millet/Spiked Millet)	RF	2			Taluk Level	11	1807.11	
145	YADGIRI	Yadgir	HATTIKUNI	Hobli	Pearl Millet (Bajra/Bulrush Millet/Spiked Millet)	RF	3			Taluk Level	11	1807.11	
146	YADGIRI	Yadgir	SAIDAPORA	Hobli	Pearl Millet (Bajra/Bulrush Millet/Spiked Millet)	RF	0			Taluk Level	11	1807.11	

**Government of Karnataka**  
**Directorate of Economics and Statistics**  
**Hobli Level Average Yield data for Kharif season 2017-18**

S.N	District	Taluk	Insurance Unit (hobli/ GP)	GP/HOBLI	Crop	IRR_RF	Area_Sown_Ha	No_CCE_Conducted	Average Yield(Kg/Ha)	Name_Of_Higher_Level	No_cce_Conducted_Higher	Higher average Yield(Kg/Ha)	Synthetic Yield
147	YADGIRI	Yadgir	YADAGIRI	Hobli	Pearl Millet (Bajra/Bulrush Millet/Spiked Millet)	RF	3			Taluk Level	11	1807.11	
148	YADGIRI	Yadgir	BALICHAKRA	Hobli	SUNFLOWER	RF	4			Taluk Level	8	1568.89	
149	YADGIRI	Yadgir	SAIDAPORA	Hobli	SUNFLOWER	RF	3			Taluk Level	8	1568.89	
150	YADGIRI	Yadgir	YADAGIRI	Hobli	SUNFLOWER	RF	0			Taluk Level	8	1568.89	

  
Joint Director  
Crop insurance scheme Division  
Directorate of Economics and Statistics



