

Government of Karnataka
Directorate of Economics and Statistics
GP Level Average Yield data for Kharif season 2017-18

S.N	District	Taluk	Insurance Unit (hobli/ GP)	GP/HOBLI	Crop	IRR_IRF	Area_Sown_Ha	No_CCE_Conducted	Average Yield(Kg/Ha)	Name_Of_Higher_Level	No_cce Conducted_Higher	Higher average Yield(Kg/Ha)	Synthetic Yield
1	Bagalkot	Badami	ADAGALL	GP	Maize (Makka)	IRR	207	4	3694.40				
2	Bagalkot	Badami	ALUR-SK	GP	Maize (Makka)	IRR	690	4	7058.03				
3	Bagalkot	Badami	ANAVAL	GP	Maize (Makka)	IRR	125	4	5989.40				
4	Bagalkot	Badami	Badami (ULB)	GP	Maize (Makka)	IRR	850			Hobli Level	48	5061.98	
5	Bagalkot	Badami	BELOOR	GP	Maize (Makka)	IRR	198	4	5913.07				
6	Bagalkot	Badami	CHOLACHAGUDD	GP	Maize (Makka)	IRR	308	4	9358.12				
7	Bagalkot	Badami	FHAKEERABOODIHALL	GP	Maize (Makka)	IRR	10	4	7124.18				
8	Bagalkot	Badami	HALADUR	GP	Maize (Makka)	IRR	201	4	6635.67				
9	Bagalkot	Badami	HALAKURKI	GP	Maize (Makka)	IRR	177	4	4462.79				
10	Bagalkot	Badami	HALIGERI	GP	Maize (Makka)	IRR	10	4	6045.38				
11	Bagalkot	Badami	HANAPUR-SP	GP	Maize (Makka)	IRR	26	4	6030.11				
12	Bagalkot	Badami	HANGARAGI	GP	Maize (Makka)	IRR	73	4	5103.97				
13	Bagalkot	Badami	HANSURA	GP	Maize (Makka)	IRR	138	4	6243.83				
14	Bagalkot	Badami	HEBBALLI	GP	Maize (Makka)	IRR	525	4	6190.40				
15	Bagalkot	Badami	HOOLAGERI	GP	Maize (Makka)	IRR	52	4	9307.23				
16	Bagalkot	Badami	HOSUR	GP	Maize (Makka)	IRR	316	4	3674.04				
17	Bagalkot	Badami	HULLIKERI-INAM	GP	Maize (Makka)	IRR	132	4	6004.67				
18	Bagalkot	Badami	JALIHALL	GP	Maize (Makka)	IRR	74	4	4508.59				

Government of Karnataka
Directorate of Economics and Statistics
GP Level Average Yield data for Kharif season 2017-18

S.N	District	Taluk	Insurance Unit (hobli/ GP)	GP/HOBLI	Crop	IRR_RF	Area_Sown_Ha	No_CCE_Conducted	Average Yield(Kg/Ha)	Name_Of_Higher_Level	No_cce_Conducted_Higher	Higher average Yield(Kg/Ha)	Synthetic field
19	Bagalkot	Badami	JUMMANAKATTI	GP	Maize (Makka)	IRR	93	4	6050.47				
20	Bagalkot	Badami	KAINAKATTI	GP	Maize (Makka)	IRR	168	4	5047.99				
21	Bagalkot	Badami	KAKANUR	GP	Maize (Makka)	IRR	578	4	4910.60				
22	Bagalkot	Badami	KATAGERI	GP	Maize (Makka)	IRR	254	4	3979.36				
23	Bagalkot	Badami	KATARAKI	GP	Maize (Makka)	IRR	620	4	5699.34				
24	Bagalkot	Badami	KELAVADI	GP	Maize (Makka)	IRR	117	4	5653.55				
25	Bagalkot	Badami	KENDURU	GP	Maize (Makka)	IRR	256	4	6406.68				
26	Bagalkot	Badami	Kerur (ULB)	GP	Maize (Makka)	IRR	102	4	4504.72				
27	Bagalkot	Badami	KITTALI	GP	Maize (Makka)	IRR	401	4	6859.57				
28	Bagalkot	Badami	KOTIKALL	GP	Maize (Makka)	IRR	120	4	2284.83				
29	Bagalkot	Badami	KULAGERI CROSS	GP	Maize (Makka)	IRR	578	4	5826.56				
30	Bagalkot	Badami	LAYADAGUNDI	GP	Maize (Makka)	IRR	127	4	2076.19				
31	Bagalkot	Badami	MAMATAGERI	GP	Maize (Makka)	IRR	706	4	6055.55				
32	Bagalkot	Badami	MANGALAGUDDA	GP	Maize (Makka)	IRR	185	4	3091.39				
33	Bagalkot	Badami	MANGALUR	GP	Maize (Makka)	IRR	214	4	5907.98				
34	Bagalkot	Badami	MUSTIGERI	GP	Maize (Makka)	IRR	581	4	6620.40				
35	Bagalkot	Badami	MUTTALAGERI	GP	Maize (Makka)	IRR	441	4	4661.25				
36	Bagalkot	Badami	NAGARAL-S.P	GP	Maize (Makka)	IRR	111	4	4895.33				

Government of Karnataka
Directorate of Economics and Statistics
GP Level Average Yield data for Kharif season 2017-18

S.N	District	Taluk	Insurance Unit (hobli/ GP)	GP/HOBLI	Crop	IRR_RF	Area_Sown_Ha	No_CCE_Conducted	Average Yield(Kg/Ha)	Name_Of_Higher_Level	No_cce_Conducted_Higher	Higher average Yield(Kg/Ha)	Synthetic Yield
37	Bagalkot	Badami	NANDIKESHWAR	GP	Maize (Makka)	IRR	315	4	2162.70				
38	Bagalkot	Badami	NARASAPUR	GP	Maize (Makka)	IRR	520	4	6259.10				
39	Bagalkot	Badami	NEELAGUND	GP	Maize (Makka)	IRR	245	4	5852.01				
40	Bagalkot	Badami	NEERABOODIHAL	GP	Maize (Makka)	IRR	99	4	5297.34				
41	Bagalkot	Badami	NEERALAKERI	GP	Maize (Makka)	IRR	10	4	5938.51				
42	Bagalkot	Badami	PARVATI	GP	Maize (Makka)	IRR	132	4	7378.62				
43	Bagalkot	Badami	PATTADAKALL	GP	Maize (Makka)	IRR	547	4	2926.01				
44	Bagalkot	Badami	SULIKERI	GP	Maize (Makka)	IRR	98	4	6259.10				
45	Bagalkot	Badami	ADAGALL	GP	Pearl Millet (Bajra/Bulrush Millet/Spiked Millet)	RF	209	4	1637.03				
46	Bagalkot	Badami	ALUR-SK	GP	Pearl Millet (Bajra/Bulrush Millet/Spiked Millet)	RF	14			Hobli Level	40	2210.74	
47	Bagalkot	Badami	ANAVAL	GP	Pearl Millet (Bajra/Bulrush Millet/Spiked Millet)	RF	64	4	2919.24				
48	Bagalkot	Badami	Badami (ULB)	GP	Pearl Millet (Bajra/Bulrush Millet/Spiked Millet)	RF	314	4	1570.51				
49	Bagalkot	Badami	BELOOR	GP	Pearl Millet (Bajra/Bulrush Millet/Spiked Millet)	RF	133	4	1737.07				
50	Bagalkot	Badami	CHOLACHAGUDD	GP	Pearl Millet (Bajra/Bulrush Millet/Spiked Millet)	RF	78			Hobli Level	47	1456.84	
51	Bagalkot	Badami	FHAKEERABOODIHAL	GP	Pearl Millet (Bajra/Bulrush Millet/Spiked Millet)	RF	121	4	1387.48				

Government of Karnataka
Directorate of Economics and Statistics
GP Level Average Yield data for Kharif season 2017-18

S.N	District	Taluk	Insurance Unit (hobli/ GP)	GP/HOBLI	Crop	IRR_RF	Area_Sown_Ha	No_CCE_Conducted	Average Yield(Kg/Ha)	Name_Of_Higher_Level	No_cce_Conducted_Higher	Higher average Yield(Kg/Ha)	Synthetic Yield
52	Bagalkot	Badami	Guledgudda (ULB)	GP	Pearl Millet (Bajra/Bulrush Millet/Spiked Millet)	RF	264	4	612.88				
53	Bagalkot	Badami	HALADUR	GP	Pearl Millet (Bajra/Bulrush Millet/Spiked Millet)	RF	352	4	2321.34				
54	Bagalkot	Badami	HALAKURKI	GP	Pearl Millet (Bajra/Bulrush Millet/Spiked Millet)	RF	136	4	1213.66				
55	Bagalkot	Badami	HALIGERI	GP	Pearl Millet (Bajra/Bulrush Millet/Spiked Millet)	RF	20			Hobli Level	40	2210.74	
56	Bagalkot	Badami	HANAPUR-SP	GP	Pearl Millet (Bajra/Bulrush Millet/Spiked Millet)	RF	442	4	465.71				
57	Bagalkot	Badami	HANGARAGI	GP	Pearl Millet (Bajra/Bulrush Millet/Spiked Millet)	RF	187			Hobli Level	46	1235.68	
58	Bagalkot	Badami	HANSURA	GP	Pearl Millet (Bajra/Bulrush Millet/Spiked Millet)	RF	230	4	1662.95				
59	Bagalkot	Badami	HEBBALI	GP	Pearl Millet (Bajra/Bulrush Millet/Spiked Millet)	RF	18	4	2739.81				
60	Bagalkot	Badami	HOOLAGERI	GP	Pearl Millet (Bajra/Bulrush Millet/Spiked Millet)	RF	230	4	2165.74				
61	Bagalkot	Badami	HOSUR	GP	Pearl Millet (Bajra/Bulrush Millet/Spiked Millet)	RF	179	4	1527.16				
62	Bagalkot	Badami	HULLIKERI-INAM	GP	Pearl Millet (Bajra/Bulrush Millet/Spiked Millet)	RF	250	4	1169.89				
63	Bagalkot	Badami	JALIHAI	GP	Pearl Millet (Bajra/Bulrush Millet/Spiked Millet)	RF	122	4	1516.07				
64	Bagalkot	Badami	JUMMANAKATTI	GP	Pearl Millet (Bajra/Bulrush Millet/Spiked Millet)	RF	232	4	2761.99				

Government of Karnataka
Directorate of Economics and Statistics
GP Level Average Yield data for Kharif season 2017-18

S.N	District	Taluk	Insurance Unit (hobli/ GP)	GP/HOBLI	Crop	IRR_RF	Area_Sown_Ha	No_CCE_Conducted	Average Yield(Kg/Ha)	Name_Of_Higher_Level	No_cce_Conducted_Higher	Higher average Yield(Kg/Ha)	Synthetic Yield
65	Bagalkot	Badami	KAINAKATTI	GP	Pearl Millet (Bajra/Bulrush Millet/Spiked Millet)	RF	220	4	1058.43				
66	Bagalkot	Badami	KAKANUR	GP	Pearl Millet (Bajra/Bulrush Millet/Spiked Millet)	RF	70	4	1395.11				
67	Bagalkot	Badami	KATAGERI	GP	Pearl Millet (Bajra/Bulrush Millet/Spiked Millet)	RF	365	4	1508.01				
68	Bagalkot	Badami	KATARAKI	GP	Pearl Millet (Bajra/Bulrush Millet/Spiked Millet)	RF	182			Hobli Level	47	1456.84	
69	Bagalkot	Badami	KELAVADI	GP	Pearl Millet (Bajra/Bulrush Millet/Spiked Millet)	RF	336			Hobli Level	46	1235.68	
70	Bagalkot	Dadami	KENDURU	GP	Pearl Millet (Bajra/Bulrush Millet/Spiked Millet)	RF	136	4	1403.17				
71	Bagalkot	Badami	Kerur (ULB)	GP	Pearl Millet (Bajra/Bulrush Millet/Spiked Millet)	RF	3276	4	2088.87				
72	Bagalkot	Badami	KITTALI	GP	Pearl Millet (Bajra/Bulrush Millet/Spiked Millet)	RF	63	4	1527.16				
73	Bagalkot	Badami	KOTIKALL	GP	Pearl Millet (Bajra/Bulrush Millet/Spiked Millet)	RF	147			Hobli Level	46	1235.68	
74	Bagalkot	Badami	KULAGERI CROSS	GP	Pearl Millet (Bajra/Bulrush Millet/Spiked Millet)	RF	137	4	2974.25				
75	Bagalkot	Badami	LAYADAGUNDI	GP	Pearl Millet (Bajra/Bulrush Millet/Spiked Millet)	RF	190	4	1056.41				
76	Bagalkot	Badami	MAMATAGERI	GP	Pearl Millet (Bajra/Bulrush Millet/Spiked Millet)	RF	185	4	1741.87				
77	Bagalkot	Badami	MANGALAGUDDA	GP	Pearl Millet (Bajra/Bulrush Millet/Spiked Millet)	RF	160	4	1417.29				

Government of Karnataka
Directorate of Economics and Statistics
GP Level Average Yield data for Kharif season 2017-18

S.N	District	Taluk	Insurance Unit (hobli/ GP)	GP/HOBLI	Crop	IRR_RF	Area_Sown_Ha	No_CCE_Conducted	Average Yield(Kg/Ha)	Name_Of_Higher_Level	No_cce_Conducted_Higher	Higher average Yield(Kg/Ha)	Synthetic Yield
78	Bagalkot	Badami	MANGALUR	GP	Pearl Millet (Bajra/Bulrush Millet/Spiked Millet)	RF	159	4	932.76				
79	Bagalkot	Badami	MUSTIGERI	GP	Pearl Millet (Bajra/Bulrush Millet/Spiked Millet)	RF	45	4	1495.77				
80	Bagalkot	Badami	MUTTALAGERI	GP	Pearl Millet (Bajra/Bulrush Millet/Spiked Millet)	RF	35	4	2953.51				
81	Bagalkot	Badami	NAGARAL-S.P	GP	Pearl Millet (Bajra/Bulrush Millet/Spiked Millet)	RF	173	4	1276.83				
82	Bagalkot	Badami	NANDIKESHWAR	GP	Pearl Millet (Bajra/Bulrush Millet/Spiked Millet)	RF	71	4	786.26				
83	Bagalkot	Badami	NARASAPUR	GP	Pearl Millet (Bajra/Bulrush Millet/Spiked Millet)	RF	13	4	1852.75				
84	Bagalkot	Badami	NEELAGUND	GP	Pearl Millet (Bajra/Bulrush Millet/Spiked Millet)	RF	110			Hobli Level	40	2210.74	
85	Bagalkot	Badami	NEERABOODIHAL	GP	Pearl Millet (Bajra/Bulrush Millet/Spiked Millet)	RF	68	4	2177.34				
86	Bagalkot	Badami	NEERALAKERI	GP	Pearl Millet (Bajra/Bulrush Millet/Spiked Millet)	RF	20	4	2586.59				
87	Bagalkot	Badami	PARVATI	GP	Pearl Millet (Bajra/Bulrush Millet/Spiked Millet)	RF	426	4	475.79				
88	Bagalkot	Badami	PATTADAKALL	GP	Pearl Millet (Bajra/Bulrush Millet/Spiked Millet)	RF	65	4	504.01				
89	Bagalkot	Badami	SULIKERI	GP	Pearl Millet (Bajra/Bulrush Millet/Spiked Millet)	RF	156			Hobli Level	33	1886.26	
90	Bagalkot	Bagalkot	BENAKATTI	GP	Green Gram (Moong Bean/ Moong)	RF	243	4	114.34				



Government of Karnataka
Directorate of Economics and Statistics
GP Level Average Yield data for Kharif season 2017-18

S.N	District	Taluk	Insurance Unit (hobli/ GP)	GP/HOBLI	Crop	IRR_RF	Area_Sown_Ha	No_CCE_Conducted	Average Yield(Kg/Ha)	Name_Of_Higher_Level	No_cce Conducted_Higher	Higher average Yield(Kg/Ha)	Synthetic Yield
91	Bagalkot	Bagalkot	BENNUR	GP	Green Gram (Moong Bean/ Moong)	RF	0			Hobli Level	22	135.58	
92	Bagalkot	Bagalkot	BEVINAMATTI-S.H	GP	Green Gram (Moong Bean/ Moong)	RF	102	4	139.65				
93	Bagalkot	Bagalkot	BEVOOR	GP	Green Gram (Moong Bean/ Moong)	RF	720	4	208.56				
94	Bagalkot	Bagalkot	BHAGAVATHI	GP	Green Gram (Moong Bean/ Moong)	RF	250	4	86.67				
95	Bagalkot	Bagalkot	BILKERUR	GP	Green Gram (Moong Bean/ Moong)	RF	130	4	94.33				
96	Bagalkot	Bagalkot	CHIKKAMYAGERI	GP	Green Gram (Moong Bean/ Moong)	RF	100	4	177.22				
97	Bagalkot	Bagalkot	CHIKKASHELLIKERI	GP	Green Gram (Moong Bean/ Moong)	RF	443	4	112.43				
98	Bagalkot	Bagalkot	DEVANAL	GP	Green Gram (Moong Bean/ Moong)	RF	0			Hobli Level	32	98.30	
99	Bagalkot	Bagalkot	GADDANAKERI	GP	Green Gram (Moong Bean/ Moong)	RF	70	4	17.15				
100	Bagalkot	Bagalkot	HALLUR	GP	Green Gram (Moong Bean/ Moong)	RF	260	4	212.16				
101	Bagalkot	Bagalkot	HIREGULABAL	GP	Green Gram (Moong Bean/ Moong)	RF	0			Hobli Level	22	135.58	
102	Bagalkot	Bagalkot	HOSUR	GP	Green Gram (Moong Bean/ Moong)	RF	70			Hobli Level	22	135.58	
103	Bagalkot	Bagalkot	KADAMPUR	GP	Green Gram (Moong Bean/ Moong)	RF	0			Hobli Level	32	98.30	

(S)

Government of Karnataka
Directorate of Economics and Statistics
GP Level Average Yield data for Kharif season 2017-18

S.N	District	Taluk	Insurance Unit (hobli/ GP)	GP/HOBLI	Crop	IRR_RF	Area_Sown_Ha	No_CCE_Conducted	Average Yield(Kg/Ha)	Name_Of_Higher_Level	No_cce_Conducted_Higher	Higher average Yield(Kg/Ha)	Synthetic yield
104	Bagalkot	Bagalkot	KADLIMATTI	GP	Green Gram (Moong Bean/ Moong)	RF	100	4	104.81				
105	Bagalkot	Bagalkot	KALADAGI	GP	Green Gram (Moong Bean/ Moong)	RF	234	4	95.28				
106	Bagalkot	Bagalkot	KHAJJIDONI	GP	Green Gram (Moong Bean/ Moong)	RF	270	4	200.57				
107	Bagalkot	Bagalkot	MUGALOLLI	GP	Green Gram (Moong Bean/ Moong)	RF	110	4	57.55				
108	Bagalkot	Bagalkot	MURANAL	GP	Green Gram (Moong Bean/ Moong)	RF	85	4	22.79				
109	Bagalkot	Bagalkot	NAYANEGALI	GP	Green Gram (Moong Bean/ Moong)	RF	157	4	181.25				
110	Bagalkot	Bagalkot	NEERALAKERI	GP	Green Gram (Moong Bean/ Moong)	RF	105	4	73.56				
111	Bagalkot	Bagalkot	RAMPUR	GP	Green Gram (Moong Bean/ Moong)	RF	0			Hobli Level	22	135.58	
112	Bagalkot	Bagalkot	SEEMIKERI	GP	Green Gram (Moong Bean/ Moong)	RF	210	4	224.87				
113	Bagalkot	Bagalkot	SHEEGIKERI	GP	Green Gram (Moong Bean/ Moong)	RF	20	4	127.30				
114	Bagalkot	Bagalkot	SHIRUR	GP	Green Gram (Moong Bean/ Moong)	RF	1790	4	43.26				
115	Bagalkot	Bagalkot	SUTAGUNDAR	GP	Green Gram (Moong Bean/ Moong)	RF	213	4	142.93				
116	Bagalkot	Bagalkot	TIMMAPUR	GP	Green Gram (Moong Bean/ Moong)	RF	256	4	147.69				

(Signature)

Government of Karnataka
Directorate of Economics and Statistics
GP Level Average Yield data for Kharif season 2017-18

S.N	District	Taluk	Insurance Unit (hobli/ GP)	GP/HOBLI	Crop	IRR_RF	Area_Sown_Ha	No_CCE_Conducted	Average Yield(Kg/Ha)	Name_Of_Higher_Level	No_cce Conducted_Higher	Higher average Yield(Kg/Ha)	Synthetic Yield
117	Bagalkot	Bagalkot	TULASIGERI	GP	Green Gram (Moong Bean/ Moong)	RF	163	4	77.68				
118	Bagalkot	Bagalkot	YADAHALLI	GP	Green Gram (Moong Bean/ Moong)	RF	160	4	35.64				
119	Bagalkot	Bagalkot	Bagalkote (ULB)	GP	Maize (Makka)	IRR	42	4	6208.21				
120	Bagalkot	Bagalkot	BENAKATTI	GP	Maize (Makka)	IRR	93	4	4427.17				
121	Bagalkot	Bagalkot	BENNUR	GP	Maize (Makka)	IRR	20	4	7439.68				
122	Bagalkot	Bagalkot	BEVINAMATTI-S.H	GP	Maize (Makka)	IRR	95	4	6752.71				
123	Bagalkot	Bagalkot	BEVOOR	GP	Maize (Makka)	IRR	63	4	4773.20				
124	Bagalkot	Bagalkot	BHAGAVATHI	GP	Maize (Makka)	IRR	38	4	4574.74				
125	Bagalkot	Bagalkot	BILKERUR	GP	Maize (Makka)	IRR	45	4	6767.97				
126	Bagalkot	Bagalkot	CHIKKAMYAGERI	GP	Maize (Makka)	IRR	123	4	5165.03				
127	Bagalkot	Bagalkot	CHIKKASHELLIKERI	GP	Maize (Makka)	IRR	153	4	5251.54				
128	Bagalkot	Bagalkot	DEVANAL	GP	Maize (Makka)	IRR	308	4	8294.58				
129	Bagalkot	Bagalkot	GADDANAKERI	GP	Maize (Makka)	IRR	50	4	4722.32				
130	Bagalkot	Bagalkot	HALLUR	GP	Maize (Makka)	IRR	116	4	5760.41				
131	Bagalkot	Bagalkot	HIREGULABAL	GP	Maize (Makka)	IRR	130	4	6340.52				
132	Bagalkot	Bagalkot	HOSUR	GP	Maize (Makka)	IRR	130	4	4203.27				
133	Bagalkot	Bagalkot	KADAMPUR	GP	Maize (Makka)	IRR	276	4	5607.75				

Government of Karnataka
Directorate of Economics and Statistics
GP Level Average Yield data for Kharif season 2017-18

S.N	District	Taluk	Insurance Unit (hobli/ GP)	GP/HOBLI	Crop	IRR_RF	Area_Sown_Ha	No_CCE_Conducted	Average Yield(Kg/Ha)	Name_Of_Higher_Level	No_cce_Conducted_Higher	Higher average Yield(Kg/Ha)	Synthetic Yield
134	Bagalkot	Bagalkot	KADLIMATTI	GP	Maize (Makka)	IRR	55	4	4116.76				
135	Bagalkot	Bagalkot	KALADAGI	GP	Maize (Makka)	IRR	68	4	8330.20				
136	Bagalkot	Bagalkot	KHAJJIDONI	GP	Maize (Makka)	IRR	260	4	6182.77				
137	Bagalkot	Bagalkot	MUGALOLLI	GP	Maize (Makka)	IRR	112	4	6538.98				
138	Bagalkot	Bagalkot	MURANAL	GP	Maize (Makka)	IRR	171	4	6676.38				
139	Bagalkot	Bagalkot	NAYANEGALI	GP	Maize (Makka)	IRR	105	4	4956.40				
140	Bagalkot	Bagalkot	NEERALAKERI	GP	Maize (Makka)	IRR	48	4	3923.39				
141	Bagalkot	Bagalkot	KAMPUR	GP	Maize (Makka)	IRR	65	4	5561.95				
142	Bagalkot	Bagalkot	SEEMIKERI	GP	Maize (Makka)	IRR	50	4	5047.99				
143	Bagalkot	Bagalkot	SHEEGIKERI	GP	Maize (Makka)	IRR	75	4	9210.55				
144	Bagalkot	Bagalkot	SHIRUR	GP	Maize (Makka)	IRR	185	4	6233.66				
145	Bagalkot	Bagalkot	SUTAGUNDAR	GP	Maize (Makka)	IRR	115	4	3284.50				
146	Bagalkot	Bagalkot	TIMMAPUR	GP	Maize (Makka)	IRR	45	4	4396.64				
147	Bagalkot	Bagalkot	TULASIGERI	GP	Maize (Makka)	IRR	72	4	4249.07				
148	Bagalkot	Bagalkot	YADAHALLI	GP	Maize (Makka)	IRR	192	4	4203.27				
149	Bagalkot	Bilagi	ANAGAWADI	GP	Maize (Makka)	IRR	148			Hobli Level	47	3787.46	
150	Bagalkot	Bilagi	ARAKERI	GP	Maize (Makka)	IRR	548	4	5228.64				
151	Bagalkot	Bilagi	BADAGANDI	GP	Maize (Makka)	IRR	83	4	4155.18				

98/1

Government of Karnataka
Directorate of Economics and Statistics
GP Level Average Yield data for Kharif season 2017-18

S.N	District	Taluk	Insurance Unit (hobli/ GP)	GP/HOBLI	Crop	IRR_RF	Area_Sown_Ha	No_CCE_Conducted	Average Yield(Kg/Ha)	Name_Of_Higher_Level	No_cce Conducted_Higher	Higher average Yield(Kg/Ha)	Synthetic yield
152	Bagalkot	Bilagi	BADAGI	GP	Maize (Makka)	IRR	158			Hobli Level	46	4210.59	
153	Bagalkot	Bilagi	Bilagi (ULB)	GP	Maize (Makka)	IRR	63	4	4024.04				
154	Bagalkot	Bilagi	BUDIHAL-SH	GP	Maize (Makka)	IRR	42	4	2834.41				
155	Bagalkot	Bilagi	CHIKKALAGUNDI	GP	Maize (Makka)	IRR	112	4	4152.38				
156	Bagalkot	Bilagi	GALAGALI	GP	Maize (Makka)	IRR	250	4	4378.98				
157	Bagalkot	Bilagi	GIRISAGAR	GP	Maize (Makka)	IRR	165	4	2569.80				
158	Bagalkot	Bilagi	HERAKALL	GP	Maize (Makka)	IRR	57	4	4472.97				
159	Bagalkot	Bilagi	HONNIHAL	GP	Maize (Makka)	IRR	124	4	3523.92				
160	Bagalkot	Bilagi	INAM-HANCHINAL	GP	Maize (Makka)	IRR	15	4	1745.43				
161	Bagalkot	Bilagi	JANAMATTI	GP	Maize (Makka)	IRR	187	4	3544.28				
162	Bagalkot	Bilagi	KANDAGALL	GP	Maize (Makka)	IRR	41	4	2424.11				
163	Bagalkot	Bilagi	KATARAKI	GP	Maize (Makka)	IRR	180	4	2775.23				
164	Bagalkot	Bilagi	KOLUR	GP	Maize (Makka)	IRR	220	4	5499.97				
165	Bagalkot	Bilagi	KORTI	GP	Maize (Makka)	IRR	122	4	3485.76				
166	Bagalkot	Bilagi	KUNDARAGI	GP	Maize (Makka)	IRR	220	4	2061.69				
167	Bagalkot	Bilagi	NAGARALA	GP	Maize (Makka)	IRR	120	4	3259.82				
168	Bagalkot	Bilagi	SIDDAPUR	GP	Maize (Makka)	IRR	250	4	4230.49				
169	Bagalkot	Bilagi	SONN	GP	Maize (Makka)	IRR	15	4	4010.41				

Government of Karnataka
Directorate of Economics and Statistics
GP Level Average Yield data for Kharif season 2017-18

S.N	District	Taluk	Insurance Unit (hobli/ GP)	GP/HOBLI	Crop	IRR_RF	Area_Sown_Ha	No_CCE_Conducted	Average Yield(Kg/Ha)	Name_Of_Higher_Level	No_cce_Conducted_Higher	Higher average Yield(Kg/Ha)	Synthetic Yield
170	Bagalkot	Bilagi	SUNAG	GP	Maize (Makka)	IRR	286	4	6818.86				
171	Bagalkot	Bilagi	TEGGI	GP	Maize (Makka)	IRR	289			Hobli Level	46	4210.59	
172	Bagalkot	Bilagi	YADAHALLI	GP	Maize (Makka)	IRR	284	4	5816.39				
173	Bagalkot	Hungund	AMARAVATI	GP	Green Gram (Moong Bean/ Moong)	RF	470	4	152.45				
174	Bagalkot	Hungund	Aminagada(ULB)	GP	Green Gram (Moong Bean/ Moong)	RF	130	4	169.61				
175	Bagalkot	Hungund	BALAKUNDI	GP	Green Gram (Moong Bean/ Moong)	RF	98			Taluk Level	16	156.03	
176	Bagalkot	Hungund	BELAGALL	GP	Green Gram (Moong Bean/ Moong)	RF	297	4	53.55				
177	Bagalkot	Hungund	BINJAWADAGI	GP	Green Gram (Moong Bean/ Moong)	RF	1086			Hobli Level	8	106.72	
178	Bagalkot	Hungund	BISALADINNI	GP	Green Gram (Moong Bean/ Moong)	RF	30	4	223.03				
179	Bagalkot	Hungund	BUDIHAL-S.K	GP	Green Gram (Moong Bean/ Moong)	RF	634	4	186.76				
180	Bagalkot	Hungund	CHIKANAL	GP	Green Gram (Moong Bean/ Moong)	RF	116			Hobli Level	30	197.09	
181	Bagalkot	Hungund	CHIKKA KODAGALI	GP	Green Gram (Moong Bean/ Moong)	RF	96			Taluk Level	16	156.03	
182	Bagalkot	Hungund	CHITTARAGI	GP	Green Gram (Moong Bean/ Moong)	RF	553	4	111.22				
183	Bagalkot	Hungund	DHANNUR	GP	Green Gram (Moong Bean/ Moong)	RF	276	4	41.93				

91

Government of Karnataka
Directorate of Economics and Statistics
GP Level Average Yield data for Kharif season 2017-18

S.N	District	Taluk	Insurance Unit (hobli/ GP)	GP/HOBLI	Crop	IRR_RF	Area_Sown_Ha	No_CCE_Conducted	Average Yield(Kg/Ha)	Name_Of_Higher_Level	No_cce_Conducted_Higher	Higher average Yield(Kg/Ha)	Synthetic Yield
184	Bagalkot	Hungund	GANJIHAL	GP	Green Gram (Moong Bean/ Moong)	RF	72	4	152.45				
185	Bagalkot	Hungund	GORABAL	GP	Green Gram (Moong Bean/ Moong)	RF	582	4	221.05				
186	Bagalkot	Hungund	GUDUR-S.C	GP	Green Gram (Moong Bean/ Moong)	RF	52			Hobli Level	30	197.09	
187	Bagalkot	Hungund	HAVARAGI	GP	Green Gram (Moong Bean/ Moong)	RF	158			Hobli Level	8	106.72	
188	Bagalkot	Hungund	HIRE BADAWADAGI	GP	Green Gram (Moong Bean/ Moong)	RF	453			Hobli Level	34	131.40	
189	Bagalkot	Hungund	HIRE KODAGALI	GP	Green Gram (Moong Bean/ Moong)	RF	35			Taluk Level	16	156.03	
190	Bagalkot	Hungund	HIRE OTAGERI	GP	Green Gram (Moong Bean/ Moong)	RF	265	4	8.46				
191	Bagalkot	Hungund	HIREMAGI	GP	Green Gram (Moong Bean/ Moong)	RF	65	4	175.32				
192	Bagalkot	Hungund	HIREMALAGAVI	GP	Green Gram (Moong Bean/ Moong)	RF	128	4	15.67				
193	Bagalkot	Hungund	HIRESINGANAGUTTI	GP	Green Gram (Moong Bean/ Moong)	RF	846			Taluk Level	16	156.03	
194	Bagalkot	Hungund	Hungund (ULB)	GP	Green Gram (Moong Bean/ Moong)	RF	130	4	111.22				
195	Bagalkot	Hungund	HUVINAHALLI	GP	Green Gram (Moong Bean/ Moong)	RF	50			Hobli Level	30	197.09	
196	Bagalkot	Hungund	IHOLE	GP	Green Gram (Moong Bean/ Moong)	RF	149			Hobli Level	30	197.09	

Government of Karnataka
Directorate of Economics and Statistics
GP Level Average Yield data for Kharif season 2017-18

S.N	District	Taluk	Insurance Unit (hobli/ GP)	GP/HOBLI	Crop	IRR_RF	Area_Sown_Ha	No_CCE_Conducted	Average Yield(Kg/Ha)	Name_Of_Higher_Level	No_cce_Conducted_Higher	Higher average Yield(Kg/Ha)	Synthetic Yield
197	Bagalkot	Hungund	Ilkal (ULB)	GP	Green Gram (Moong Bean/ Moong)	RF	54			Taluk Level	16	156.03	
198	Bagalkot	Hungund	JAMBALADINNI	GP	Green Gram (Moong Bean/ Moong)	RF	698			Taluk Level	16	156.03	
199	Bagalkot	Hungund	Kamatagi(ULB)	GP	Green Gram (Moong Bean/ Moong)	RF	38	4	110.04				
200	Bagalkot	Hungund	KANDAGALL	GP	Green Gram (Moong Bean/ Moong)	RF	203	4	229.06				
201	Bagalkot	<u>Hungund</u>	<u>KARADI</u>	<u>GP</u>	Green Gram (Moong Bean/ Moong)	<u>RF</u>	1164			<u>Hobli Level</u>	8	<u>106.72</u>	
202	Bagalkot	Hungund	KELUR	GP	Green Gram (Moong Bean/ Moong)	RF	582	4	304.91				
203	Bagalkot	Hungund	KUDALASANGAM	GP	Green Gram (Moong Bean/ Moong)	RF	42	4	213.43				
204	Bagalkot	Hungund	MAROL	GP	Green Gram (Moong Bean/ Moong)	RF	126			Hobli Level	8	106.72	
205	Bagalkot	Hungund	MUGANUR	GP	Green Gram (Moong Bean/ Moong)	RF	418	4	147.50				
206	Bagalkot	Hungund	MURADI	GP	Green Gram (Moong Bean/ Moong)	RF	73			Hobli Level	30	197.09	
207	Bagalkot	Hungund	NAGUR	GP	Green Gram (Moong Bean/ Moong)	RF	282	4	323.96				
208	Bagalkot	Hungund	NANDAWADAGI	GP	Green Gram (Moong Bean/ Moong)	RF	337			Hobli Level	8	106.72	
209	Bagalkot	Hungund	RAKKASAGI	GP	Green Gram (Moong Bean/ Moong)	RF	517			Hobli Level	64	140.78	

8

Government of Karnataka
Directorate of Economics and Statistics
GP Level Average Yield data for Kharif season 2017-18

S.N	District	Taluk	Insurance Unit (hobli/ GP)	GP/HOBLI	Crop	IRR_RF	Area_Sown_Ha	No_CCE_Conducted	Average Yield(Kg/Ha)	Name_Of_Higher_Level	No_cce Conducted_Higher	Higher average Yield(Kg/Ha)	Synthetic Yield
210	Bagalkot	Hungund	SULIBHAVI	GP	Green Gram (Moong Bean/ Moong)	RF	612	4	40.97				
211	Bagalkot	Hungund	VADAGERI	GP	Green Gram (Moong Bean/ Moong)	RF	564	4	324.04				
212	Bagalkot	Hungund	AMARAVATI	GP	SUNFLOWER	RF	905	4	493.98				
213	Bagalkot	Hungund	Aminagada(ULB)	GP	SUNFLOWER	RF	260	4	515.23				
214	Bagalkot	Hungund	BALAKUNDI	GP	SUNFLOWER	RF	170	4	558.47				
215	Bagalkot	Hungund	BELAGALL	GP	SUNFLOWER	RF	712	4	542.64				
216	Bagalkot	Hungund	BINJAWADAGI	GP	SUNFLOWER	RF	1056	4	879.48				
217	Bagalkot	Hungund	BISALADINNI	GP	SUNFLOWER	RF	98	4	577.53				
218	Bagalkot	Hungund	BUDIHAL-S.K	GP	SUNFLOWER	RF	430	4	644.95				
219	Bagalkot	Hungund	CHIKANAL	GP	SUNFLOWER	RF	260	4	369.38				
220	Bagalkot	Hungund	CHIKKA KODAGALI	GP	SUNFLOWER	RF	136	4	630.29				
221	Bagalkot	Hungund	CHITTARAGI	GP	SUNFLOWER	RF	738	4	317.35				
222	Bagalkot	Hungund	DHANNUR	GP	SUNFLOWER	RF	604	4	615.64				
223	Bagalkot	Hungund	GANJIHAL	GP	SUNFLOWER	RF	516	4	1250.33				
224	Bagalkot	Hungund	GORABAL	GP	SUNFLOWER	RF	305	4	688.93				
225	Bagalkot	Hungund	GUDUR-S.C	GP	SUNFLOWER	RF	160	4	1160.43				
226	Bagalkot	Hungund	HAVARAGI	GP	SUNFLOWER	RF	360			Hobli Level	18	619.87	

Government of Karnataka
Directorate of Economics and Statistics
GP Level Average Yield data for Kharif season 2017-18

S.N	District	Taluk	Insurance Unit (hobli/ GP)	GP/HOBLI	Crop	IRR_RF	Area_Sown_Ha	No_CCE_Conducted	Average Yield(Kg/Ha)	Name_Of_Higher_Level	No_cce Conducted_Higher	Higher average Yield(Kg/Ha)	Synthetic field
227	Bagalkot	Hungund	HIRE BADAWADAGI	GP	SUNFLOWER	RF	432	4	894.14				
228	Bagalkot	Hungund	HIRE KODAGALI	GP	SUNFLOWER	RF	123	4	872.15				
229	Bagalkot	Hungund	HIRE OTAGERI	GP	SUNFLOWER	RF	649	4	747.56				
230	Bagalkot	Hungund	HIREMAGI	GP	SUNFLOWER	RF	264	4	471.99				
231	Bagalkot	Hungund	HIREMALAGAVI	GP	SUNFLOWER	RF	305	4	804.73				
232	Bagalkot	Hungund	HIRESINGANAGUTTI	GP	SUNFLOWER	RF	684			Hobli Level	34	688.41	
233	Bagalkot	Hungund	Hungund (ULB)	GP	SUNFLOWER	RF	450	4	816.45				
234	Bagalkot	Hungund	HUVINAHALLI	GP	SUNFLOWER	RF	360	4	908.80				
235	Bagalkot	Hungund	IHOLE	GP	SUNFLOWER	RF	334	4	473.45				
236	Bagalkot	Hungund	Ilkal (ULB)	GP	SUNFLOWER	RF	58	4	724.11				
237	Bagalkot	Hungund	JAMBALADINNI	GP	SUNFLOWER	RF	571	4	681.60				
238	Bagalkot	Hungund	Kamatagi(ULB)	GP	SUNFLOWER	RF	38	4	1612.38				
239	Bagalkot	Hungund	KANDAGALL	GP	SUNFLOWER	RF	1734			Hobli Level	34	688.41	
240	Bagalkot	Hungund	KARADI	GP	SUNFLOWER	RF	782			Hobli Level	18	619.87	
241	Bagalkot	Hungund	KELUR	GP	SUNFLOWER	RF	823	4	740.23				
242	Bagalkot	Hungund	KUDALASANGAM	GP	SUNFLOWER	RF	288	4	491.04				
243	Bagalkot	Hungund	MAROL	GP	SUNFLOWER	RF	244	4	463.19				
244	Bagalkot	Hungund	MUGANUR	GP	SUNFLOWER	RF	329	4	444.14				

(9/1)

Government of Karnataka
Directorate of Economics and Statistics
GP Level Average Yield data for Kharif season 2017-18

S.N	District	Taluk	Insurance Unit (hobli/ GP)	GP/HOBLI	Crop	IRR_RF	Area_Sown_Ha	No_CCE_Conducted	Average Yield(Kg/Ha)	Name_Of_Higher_Level	No_cce_Conducted_Higher	Higher average Yield(Kg/Ha)	Synthetic Yield
245	Bagalkot	Hungund	MURADI	GP	SUNFLOWER	RF	98			Hobli Level	46	695.04	
246	Bagalkot	Hungund	NAGUR	GP	SUNFLOWER	RF	442	4	625.60				
247	Bagalkot	Hungund	NANDAWADAGI	GP	SUNFLOWER	RF	652	4	784.20				
248	Bagalkot	Hungund	RAKKASAGI	GP	SUNFLOWER	RF	659	4	1212.22				
249	Bagalkot	Hungund	SULIBHAVI	GP	SUNFLOWER	RF	269	4	315.15				
250	Bagalkot	Hungund	VADAGERI	GP	SUNFLOWER	RF	352	4	609.78				
251	Bagalkot	Jamakhandi	ADIHUDI	GP	Maize (Makka)	IRR	364	4	2446.24				
252	Bagalkot	Jamakhandi	ALAGUR	GP	Maize (Makka)	IRR	81	4	2442.58				
253	Bagalkot	Jamakhandi	ASANGI	GP	Maize (Makka)	IRR	109	4	5394.02				
254	Bagalkot	Jamakhandi	BIDARI	GP	Maize (Makka)	IRR	982			Hobli Level	43	3472.49	
255	Bagalkot	Jamakhandi	CHIKKPADASALAGI	GP	Maize (Makka)	IRR	278	4	3562.09				
256	Bagalkot	Jamakhandi	CHIMMAD	GP	Maize (Makka)	IRR	290	4	7124.18				
257	Bagalkot	Jamakhandi	GOLABHAVI	GP	Maize (Makka)	IRR	251	4	5528.01				
258	Bagalkot	Jamakhandi	GOTE	GP	Maize (Makka)	IRR	300	4	4656.93				
259	Bagalkot	Jamakhandi	HALINGALI	GP	Maize (Makka)	IRR	95	4	3841.97				
260	Bagalkot	Jamakhandi	HANAGANDI	GP	Maize (Makka)	IRR	225			Hobli Level	55	4612.20	
261	Bagalkot	Jamakhandi	HIPPARAGI	GP	Maize (Makka)	IRR	206	4	4689.24				
262	Bagalkot	Jamakhandi	HIREPADASALAGI	GP	Maize (Makka)	IRR	146	4	2798.79				

Government of Karnataka
Directorate of Economics and Statistics
GP Level Average Yield data for Kharif season 2017-18

S.N	District	Taluk	Insurance Unit (hobli/ GP)	GP/HOBLI	Crop	IRR _RF	Area_So wn_Ha	No_CCE_Conducte d	Average Yield(Kg/Ha)	Name_Of_Higher_Le vel	No_cce Conduct ed_High er	Higher average Yield(Kg/Ha)	SyntheticYield
263	Bagalkot	Jamakhandi	HULYAL	GP	Maize (Makka)	IRR	105	4	2798.79				
264	Bagalkot	Jamakhandi	HUNNUR	GP	Maize (Makka)	IRR	49	4	5699.35				
265	Bagalkot	Jamakhandi	JAGADAL	GP	Maize (Makka)	IRR	247	4	4849.53				
266	Bagalkot	Jamakhandi	JAMBAGI-B.K	GP	Maize (Makka)	IRR	117	4	3973.16				
267	Bagalkot	Jamakhandi	Jamkhandi (ULB)	GP	Maize (Makka)	IRR	182	4	6195.49				
268	Bagalkot	Jamakhandi	KADAPATTI	GP	Maize (Makka)	IRR	7	4	2442.58				
269	Bagalkot	Jamakhandi	KANKANAVADI	GP	Maize (Makka)	IRR	69	4	2239.03				
270	Bagalkot	Jamakhandi	KANNOLLI	GP	Maize (Makka)	IRR	765	4	2824.23				
271	Bagalkot	Jamakhandi	KHAJIBILAGI	GP	Maize (Makka)	IRR	37	4	5450.31				
272	Bagalkot	Jamakhandi	KONNUR	GP	Maize (Makka)	IRR	890	4	5060.46				
273	Bagalkot	Jamakhandi	KULAHALLI	GP	Maize (Makka)	IRR	247	4	2437.49				
274	Bagalkot	Jamakhandi	KUMBAR-HALL	GP	Maize (Makka)	IRR	141	4	2442.58				
275	Bagalkot	Jamakhandi	KUNCHANUR	GP	Maize (Makka)	IRR	121			Hobli Level	55	4358.21	
276	Bagalkot	Jamakhandi	LINGANUR	GP	Maize (Makka)	IRR	190	4	4363.05				
277	Bagalkot	Jamakhandi	MADARAKHANDI	GP	Maize (Makka)	IRR	270	4	3409.43				
278	Bagalkot	Jamakhandi	MAIGUR	GP	Maize (Makka)	IRR	255	4	2137.26				
279	Bagalkot	Jamakhandi	MAREGUDDHI	GP	Maize (Makka)	IRR	368	4	6316.15				
280	Bagalkot	Jamakhandi	MUTTUR	GP	Maize (Makka)	IRR	192	4	4986.93				

(9)

Government of Karnataka
Directorate of Economics and Statistics
GP Level Average Yield data for Kharif season 2017-18

S.N	District	Taluk	Insurance Unit (hobli/ GP)	GP/HOBLI	Crop	IRR_RF	Area_Sown_Ha	No_CCE_Conducted	Average Yield(Kg/Ha)	Name_Of_Higher_Level	No_cce Conducted_Higher	Higher average Yield(Kg/Ha)	Synthetic Yield
281	Bagalkot	Jamakhandi	NAVALAGI	GP	Maize (Makka)	IRR	206	4	6775.61				
282	Bagalkot	Jamakhandi	Rabakari Banahatti(ULB)	GP	Maize (Makka)	IRR	429	4	5458.76				
283	Bagalkot	Jamakhandi	SASALATTI	GP	Maize (Makka)	IRR	198	4	7039.91				
284	Bagalkot	Jamakhandi	SAVALAGI	GP	Maize (Makka)	IRR	275	4	2727.54				
285	Bagalkot	Jamakhandi	SHURPALI	GP	Maize (Makka)	IRR	158	4	2289.92				
286	Bagalkot	Jamakhandi	SIDDAPURA	GP	Maize (Makka)	IRR	158	4	4483.65				
287	Bagalkot	Jamakhandi	TAMADADDI	GP	Maize (Makka)	IRR	0			Hobli Level	55	4612.20	
288	Bagalkot	Jamakhandi	Terdal (ULB)	GP	Maize (Makka)	IRR	297	4	2236.49				
289	Bagalkot	Jamakhandi	TODALABAGI	GP	Maize (Makka)	IRR	121			Hobli Level	43	3472.49	
290	Bagalkot	Jamakhandi	TUNGAL	GP	Maize (Makka)	IRR	24	4	3155.00				
291	Bagalkot	Jamakhandi	YALLATTI	GP	Maize (Makka)	IRR	150	4	3411.26				
292	Bagalkot	Mudhol	BARAGI	GP	Maize (Makka)	IRR	64	4	5215.92				
293	Bagalkot	Mudhol	Belagali (ULB)	GP	Maize (Makka)	IRR	975	4	5083.61				
294	Bagalkot	Mudhol	BHANTANUR	GP	Maize (Makka)	IRR	62	4	4556.93				
295	Bagalkot	Mudhol	CHICHAKHANDI-K.D	GP	Maize (Makka)	IRR	100	4	5750.54				
296	Bagalkot	Mudhol	DADANATTI	GP	Maize (Makka)	IRR	70	4	3195.71				
297	Bagalkot	Mudhol	DHAVALESHWAR	GP	Maize (Makka)	IRR	344	4	5349.55				
298	Bagalkot	Mudhol	GULAGAL-JAMBAGI	GP	Maize (Makka)	IRR	101	4	6725.23				


Government of Karnataka
Directorate of Economics and Statistics
GP Level Average Yield data for Kharif season 2017-18

S.N	District	Taluk	Insurance Unit (hobli/ GP)	GP/HOBLI	Crop	IRR_Rf	Area_Sown_Ha	No_CCE_Conducted	Average Yield(Kg/Ha)	Name_Of_Higher_Level	No_cce_Conducted_Higher	Higher average Yield(Kg/Ha)	Synthetic Yield
299	Bagalkot	Mudhol	HALAGALI	GP	Maize (Makka)	IRR	115	4	5044.53				
300	Bagalkot	Mudhol	HEBBAL	GP	Maize (Makka)	IRR	79	4	5207.01				
301	Bagalkot	Mudhol	INGALAGI	GP	Maize (Makka)	IRR	44	4	3615.52				
302	Bagalkot	Mudhol	KASABA-JAMBAGI	GP	Maize (Makka)	IRR	39	4	5078.57				
303	Bagalkot	Mudhol	KESARAKOPPA	GP	Maize (Makka)	IRR	344	4	6879.41				
304	Bagalkot	Mudhol	KULALI	GP	Maize (Makka)	IRR	158	4	5271.89				
305	Bagalkot	Mudhol	LAKSHANATTI	GP	Maize (Makka)	IRR	149	4	5948.69				
306	Bagalkot	Mudhol	LOKAPUR	GP	Maize (Makka)	IRR	18	4	5526.33				
307	Bagalkot	Mudhol	MACHAKANUR	GP	Maize (Makka)	IRR	81	4	5778.22				
308	Bagalkot	Mudhol	MADABHAVI	GP	Maize (Makka)	IRR	352	4	5497.53				
309	Bagalkot	Mudhol	Mahalingapura (ULB)	GP	Maize (Makka)	IRR	256			Hobli Level	77	5045.61	
310	Bagalkot	Mudhol	MALALI	GP	Maize (Makka)	IRR	272	4	4325.40				
311	Bagalkot	Mudhol	MANTUR	GP	Maize (Makka)	IRR	414	4	4460.75				
312	Bagalkot	Mudhol	MELLIGERI	GP	Maize (Makka)	IRR	67	4	4442.44				
313	Bagalkot	Mudhol	METAGUDD	GP	Maize (Makka)	IRR	63	4	5140.51				
314	Bagalkot	Mudhol	Mudhol (ULB)	GP	Maize (Makka)	IRR	155	4	5460.18				
315	Bagalkot	Mudhol	MUGALAKHOD	GP	Maize (Makka)	IRR	321	4	4607.82				
316	Bagalkot	Mudhol	NAGARAL	GP	Maize (Makka)	IRR	566	4	6793.01				

9/1

Government of Karnataka
Directorate of Economics and Statistics
GP Level Average Yield data for Kharif season 2017-18

S.N	District	Taluk	Insurance Unit (hobli/ GP)	GP/HOBLI	Crop	IRR _RF	Area_Sown_Ha	No_CCE_Conducted	Average Yield(Kg/Ha)	Name_Of_Higher_Level	No_cce_Conducted_Higher	Higher average Yield(Kg/Ha)	Synthetic Yield
317	Bagalkot	Mudhol	NANDAGAV	GP	Maize (Makka)	IRR	332	4	2704.90				
318	Bagalkot	Mudhol	SAIDAPUR	GP	Maize (Makka)	IRR	131	4	4986.93				
319	Bagalkot	Mudhol	SHIROL	GP	Maize (Makka)	IRR	180	4	6269.03				
320	Bagalkot	Mudhol	SORAGAVI	GP	Maize (Makka)	IRR	308	4	5429.64				
321	Bagalkot	Mudhol	UTTUR	GP	Maize (Makka)	IRR	204	4	2298.21				
322	Bagalkot	Mudhol	VAJRAMATTI	GP	Maize (Makka)	IRR	89	4	7429.50				
323	Bagalkot	Mudhol	VANTIGODI	GP	Maize (Makka)	IRR	105	4	4438.06				


Joint Director
Crop insurance scheme Division
Directorate of Economics and Statistics

②

Government of Karnataka
Directorate of Economics and Statistics
GP Level Average Yield data for Kharif season 2017-18

S.N	District	Taluk	Insurance Unit (hobli/ GP)	GP/HOBLI	Crop	IRR_RF	Area_Sown_Ha	No_CCE_Conducted	Average Yield(Kg/Ha)	Name_Of_Higher_Level	No_cce_Conducted_Higher	Higher average Yield(Kg/Ha)	Synthetic yield
1	Ballari	Ballari	AMARAPURA	GP	PADDY	IRR	290			Hobli Level	29	6501.54	
2	Ballari	Ballari	BADANAHATTI	GP	PADDY	IRR	369			Hobli Level	35	6490.87	
3	Ballari	Ballari	BASARAKODU	GP	PADDY	IRR	1382	4	6257.07				
4	Ballari	Ballari	BELAGALLU	GP	PADDY	IRR	0			Hobli Level	12	7356.70	
5	Ballari	Ballari	Bellary (ULB)	GP	PADDY	IRR	820	4	7651.37				
6	Ballari	Ballari	BYRADEVANAHALLI	GP	PADDY	IRR	1633	4	5873.29				
7	Ballari	Ballari	CHANALU	GP	PADDY	IRR	1310	4	5751.06				
8	Ballari	Ballari	DAMMUR	GP	PADDY	IRR	532			Hobli Level	38	6616.89	
9	Ballari	Ballari	ELUBENCHI	GP	PADDY	IRR	240			Hobli Level	35	6490.87	
10	Ballari	Ballari	EMMIGANUR	GP	PADDY	IRR	817	4	7213.47				
11	Ballari	Ballari	ETTHINABUDHIHAL	GP	PADDY	IRR	368	4	5837.25				
12	Ballari	Ballari	GENAKIHAL	GP	PADDY	IRR	873	4	5812.83				
13	Ballari	Ballari	H. VEERAPURA	GP	PADDY	IRR	571			Hobli Level	35	6490.87	
14	Ballari	Ballari	HALAKUNDHI	GP	PADDY	IRR	0			Hobli Level	12	7356.70	
15	Ballari	Ballari	HANDHIHAL	GP	PADDY	IRR	677	4	7266.88				
16	Ballari	Ballari	KALLUKAMBA	GP	PADDY	IRR	641	4	8752.19				
17	Ballari	Ballari	KAPPAGAL	GP	PADDY	IRR	405	4	5349.75				
18	Ballari	Ballari	KAREKALLU	GP	PADDY	IRR	242	4	3775.38				

Government of Karnataka
Directorate of Economics and Statistics
GP Level Average Yield data for Kharif season 2017-18

S.N	District	Taluk	Insurance Unit (hobli/ GP)	GP/HOBLI	Crop	IRR_RF	Area_Sown_Ha	No_CCE_Conducted	Average Yield(Kg/Ha)	Name_Of_Higher_Level	No_cce_Conducted_Higher	Higher average Yield(Kg/Ha)	Synthetic Yield
19	Ballari	Ballari	KOLAGALLU	GP	PADDY	IRR	956	4	6819.12				
20	Ballari	Ballari	KOLUR	GP	PADDY	IRR	161	4	7446.85				
21	Ballari	Ballari	KORLAGUNDHI	GP	PADDY	IRR	137	4	5933.52				
22	Ballari	Ballari	Kudutini (ULB)	GP	PADDY	IRR	1	4	6531.56				
23	Ballari	Ballari	Kurugodu (ULB)	GP	PADDY	IRR	932	4	6796.52				
24	Ballari	Ballari	MOKA	GP	PADDY	IRR	1303	4	4793.38				
25	Ballari	Ballari	NELLUDI	GP	PADDY	IRR	345	4	3411.00				
26	Ballari	Ballari	ORVAI	GP	PADDY	IRR	1296	4	5906.98				
27	Ballari	Ballari	RUPANAGUDI	GP	PADDY	IRR	229	4	5775.71				
28	Ballari	Ballari	SANGANAKALLU	GP	PADDY	IRR	326	4	3791.18				
29	Ballari	Ballari	SANJEEVARAYANAKOTE	GP	PADDY	IRR	162	4	7599.62				
30	Ballari	Ballari	SANKARABANDA	GP	PADDY	IRR	167	4	5765.03				
31	Ballari	Ballari	SIDDAMMANAHALLI	GP	PADDY	IRR	348	4	7630.88				
32	Ballari	Ballari	SIDIGINAMOLA	GP	PADDY	IRR	4			Hobli Level	43	5971.84	
33	Ballari	Ballari	SINDIGERI	GP	PADDY	IRR	571	4	7552.60				
34	Ballari	Ballari	SIRIVARA	GP	PADDY	IRR	130	4	7130.15				
35	Ballari	Ballari	SOMASAMUDRA	GP	PADDY	IRR	139			Hobli Level	38	6616.89	
36	Ballari	Ballari	SRIDHARAGADDA	GP	PADDY	IRR	251	4	7818.73				

(S)

Government of Karnataka
Directorate of Economics and Statistics
GP Level Average Yield data for Kharif season 2017-18

S.N	District	Taluk	Insurance Unit (hobli/ GP)	GP/HOBLI	Crop	IRR_RF	Area_Sown_Ha	No_CCE_Conducted	Average Yield(Kg/Ha)	Name_Of_Higher_Level	No_cce_Conducted_Higher	Higher average Yield(Kg/Ha)	Synthetic Yield
37	Ballari	Ballari	VANENOOR	GP	PADDY	IRR	1966	4	7566.75				
38	Ballari	Ballari	YERRAGUDI	GP	PADDY	IRR	623			Hobli Level	26	5254.51	
39	Ballari	Ballari	YERRANGALIGI	GP	PADDY	IRR	454			Hobli Level	38	6616.89	
40	Ballari	hadagli	BIRABBI	GP	Maize (Makka)	IRR	583	4	4198.18				
41	Ballari	hadagli	DASANAHALI	GP	Maize (Makka)	IRR	976	4	3277.12				
42	Ballari	hadagli	DEVAGONDANAHALLI	GP	Maize (Makka)	IRR	782	4	2595.24				
43	Ballari	hadagli	H Hadagalli(ULB)	GP	Maize (Makka)	IRR	101	4	4783.38				
44	Ballari	hadagli	HAGARANOOR	GP	Maize (Makka)	IRR	186	4	5165.03				
45	Ballari	hadagli	HERE HADAGALI	GP	Maize (Makka)	IRR	73	4	3920.85				
46	Ballari	hadagli	HIREMALLANAKERE	GP	Maize (Makka)	IRR	70	4	5328.45				
47	Ballari	hadagli	HOLAGUNDHI	GP	Maize (Makka)	IRR	81	4	4859.71				
48	Ballari	hadagli	HOLALU	GP	Maize (Makka)	IRR	692	4	3445.05				
49	Ballari	hadagli	HYARADA	GP	Maize (Makka)	IRR	512	4	3256.77				
50	Ballari	hadagli	ITTIGI	GP	Maize (Makka)	IRR	4	4	2427.31				
51	Ballari	hadagli	K.AYYANAHALLI	GP	Maize (Makka)	IRR	410	4	4839.76				
52	Ballari	hadagli	KALWI WEST	GP	Maize (Makka)	IRR	429	4	3333.10				
53	Ballari	hadagli	KATHTHE BENNUR	GP	Maize (Makka)	IRR	13	4	2854.76				
54	Ballari	hadagli	KOMBALI	GP	Maize (Makka)	IRR	283	4	2223.76				

Government of Karnataka
Directorate of Economics and Statistics
GP Level Average Yield data for Kharif season 2017-18

S.N	District	Taluk	Insurance Unit (hobli/ GP)	GP/HOBLI	Crop	IRR_RF	Area_Sown_Ha	No_CCE_Conducted	Average Yield(Kg/Ha)	Name_Of_Higher_Level	No_cce Conducted_Higher	Higher average Yield(Kg/Ha)	Synthetic yield
55	Ballari	hadagli	KURUVATHTHI	GP	Maize (Makka)	IRR	892	4	4070.96				
56	Ballari	hadagli	MAGALA	GP	Maize (Makka)	IRR	577	4	4223.62				
57	Ballari	hadagli	MAHAJANADHAHALI	GP	Maize (Makka)	IRR	213	4	5343.14				
58	Ballari	hadagli	MAKARABBI	GP	Maize (Makka)	IRR	341	4	4012.44				
59	Ballari	hadagli	MANYARA MASALAWADA	GP	Maize (Makka)	IRR	119	4	2620.68				
60	Ballari	hadagli	MYLARA	GP	Maize (Makka)	IRR	105	4	4554.39				
61	Ballari	hadagli	NAGATHIBASAPURA	GP	Maize (Makka)	IRR	209	4	4500.96				
62	Ballari	hadagli	NANDIHALLI	GP	Maize (Makka)	IRR	463	4	5343.14				
63	Ballari	hadagli	NAVALI	GP	Maize (Makka)	IRR	765	4	4437.35				
64	Ballari	hadagli	SOGI	GP	Maize (Makka)	IRR	151	4	3106.65				
65	Ballari	hadagli	SOVENAHALLI	GP	Maize (Makka)	IRR	154	4	1792.50				
66	Ballari	hadagli	UTHANGI	GP	Maize (Makka)	IRR	60	4	5623.01				
67	Ballari	hadagli	BIRABBI	GP	Maize (Makka)	RF	1183	4	3407.43				
68	Ballari	hadagli	DASANAHALLI	GP	Maize (Makka)	RF	1521	4	2282.98				
69	Ballari	hadagli	DEVAGONDANAHALLI	GP	Maize (Makka)	RF	1225	4	2390.44				
70	Ballari	hadagli	H Hadagalli(ULB)	GP	Maize (Makka)	RF	344	4	3774.39				
71	Ballari	hadagli	HAGARANOOR	GP	Maize (Makka)	RF	917	4	2794.09				
72	Ballari	hadagli	HERE HADAGALI	GP	Maize (Makka)	RF	1014	4	3029.99				

Government of Karnataka
Directorate of Economics and Statistics
GP Level Average Yield data for Kharif season 2017-18

S.N	District	Taluk	Insurance Unit (hobli/ GP)	GP/HOBLI	Crop	IRR_RF	Area_Sown_Ha	No_CCE_Conducted	Average Yield(Kg/Ha)	Name_Of_Higher_Level	No_cce_Conducted_Higher	Higher average Yield(Kg/Ha)	Synthetic Yield
73	Ballari	hadagli	HIREMALLANAKERE	GP	Maize (Makka)	RF	1681	4	4122.01				
74	Ballari	hadagli	HOLAGUNDHI	GP	Maize (Makka)	RF	3645	4	6395.75				
75	Ballari	hadagli	HOLALU	GP	Maize (Makka)	RF	1253	4	3292.10				
76	Ballari	hadagli	HYARADA	GP	Maize (Makka)	RF	766	4	3957.86				
77	Ballari	hadagli	ITTIGI	GP	Maize (Makka)	RF	423	4	1661.78				
78	Ballari	hadagli	K.AYYANAHALLI	GP	Maize (Makka)	RF	647	4	4098.62				
79	Ballari	hadagli	KALWI WEST	GP	Maize (Makka)	RF	464	4	3195.12				
80	Ballari	hadagli	KATHTHE BENNUR	GP	Maize (Makka)	RF	17	4	3123.04				
81	Ballari	hadagli	KOMBALI	GP	Maize (Makka)	RF	459	4	1693.04				
82	Ballari	hadagli	KURUVATHTHI	GP	Maize (Makka)	RF	21	4	3488.68				
83	Ballari	hadagli	MAGALA	GP	Maize (Makka)	RF	1772	4	3721.97				
84	Ballari	hadagli	MAHAJANADHAHALI	GP	Maize (Makka)	RF	760	4	5032.51				
85	Ballari	hadagli	MAKARABBI	GP	Maize (Makka)	RF	877	4	2255.89				
86	Ballari	hadagli	MANYARA MASALAWADA	GP	Maize (Makka)	RF	1291	4	1939.62				
87	Ballari	hadagli	MYLARA	GP	Maize (Makka)	RF	1133	4	3984.07				
88	Ballari	hadagli	NAGATHIBASAPURA	GP	Maize (Makka)	RF	1265	4	4453.25				
89	Ballari	hadagli	NANDIHALLI	GP	Maize (Makka)	RF	776	4	5153.08				
90	Ballari	hadagli	NAVALI	GP	Maize (Makka)	RF	297	4	3024.75				

91

Government of Karnataka
Directorate of Economics and Statistics
GP Level Average Yield data for Kharif season 2017-18

S.N	District	Taluk	Insurance Unit (hobli/ GP)	GP/HOBLI	Crop	IRR_RF	Area_Sown_Ha	No_CCE_Conducted	Average Yield(Kg/Ha)	Name_Of_Higher_Level	No_cce Conducted_Higher	Higher average Yield(Kg/Ha)	Synthetic Yield
91	Ballari	hadagli	SOGI	GP	Maize (Makka)	RF	664	4	2888.56				
92	Ballari	hadagli	SOVENAHALLI	GP	Maize (Makka)	RF	100	4	1266.78				
93	Ballari	hadagli	UTHANGI	GP	Maize (Makka)	RF	1679	4	4403.45				
94	Ballari	HagariBommanna Halli	ALABOORU	GP	Maize (Makka)	IRR	49	4	5902.89				
95	Ballari	HagariBommanna Halli	AMBALI	GP	Maize (Makka)	IRR	154			Hobli Level	30	4913.48	
96	Ballari	HagariBommanna Halli	BACHIGONDANAHALLI	GP	Maize (Makka)	IRR	334	4	4859.71				
97	Ballari	HagariBommanna Halli	BANNIGOLA	GP	Maize (Makka)	IRR	489	4	5793.48				
98	Ballari	HagariBommanna Halli	BANNIKALLU	GP	Maize (Makka)	IRR	219	4	3714.75				
99	Ballari	HagariBommanna Halli	BENNEKALLU	GP	Maize (Makka)	IRR	168	4	5516.68				
100	Ballari	HagariBommanna Halli	BYASIGADERE	GP	Maize (Makka)	IRR	153	4	3875.05				
101	Ballari	HagariBommanna Halli	DASAMAPURA	GP	Maize (Makka)	IRR	92	4	4791.01				
102	Ballari	HagariBommanna Halli	GADDIKERI	GP	Maize (Makka)	IRR	418	4	5740.06				
103	Ballari	HagariBommanna Halli	HAGARIBOMMANA HALLI(ULB)	GP	Maize (Makka)	IRR	29	4	3612.98				
104	Ballari	HagariBommanna Halli	HALAGAPURA	GP	Maize (Makka)	IRR	18	4	7785.71				
105	Ballari	HagariBommanna Halli	HAMPAPATTANA	GP	Maize (Makka)	IRR	24	4	5226.10				
106	Ballari	HagariBommanna Halli	HAMPASAGARA	GP	Maize (Makka)	IRR	184	4	3394.16				
107	Ballari	HagariBommanna Halli	HANASI	GP	Maize (Makka)	IRR	410	4	5069.62				
108	Ballari	HagariBommanna Halli	KADALABALU	GP	Maize (Makka)	IRR	29	4	2357.09				

Government of Karnataka
Directorate of Economics and Statistics
GP Level Average Yield data for Kharif season 2017-18

S.N	District	Taluk	Insurance Unit (hobli/ GP)	GP/HOBLI	Crop	IRR_RF	Area_Sown_Ha	No_CCE_Conducted	Average Yield(Kg/Ha)	Name_Of_Higher_Level	No_cce_Conducted_Higher	Higher average Yield(Kg/Ha)	Synthetic Yield
109	Ballari	HagariBommanna Halli	KOGALI	GP	Maize (Makka)	IRR	26	4	4132.02				
110	Ballari	HagariBommanna Halli	MALAVI	GP	Maize (Makka)	IRR	32	4	5419.46				
111	Ballari	HagariBommanna Halli	MARABBIHAL	GP	Maize (Makka)	IRR	386	4	4976.75				
112	Ballari	HagariBommanna Halli	MORIGERI	GP	Maize (Makka)	IRR	445	4	6701.82				
113	Ballari	HagariBommanna Halli	MUTHKUR	GP	Maize (Makka)	IRR	241	4	9719.42				
114	Ballari	HagariBommanna Halli	NELKUDRI -1	GP	Maize (Makka)	IRR	53	4	5241.36				
115	Ballari	HagariBommanna Halli	SONNA	GP	Maize (Makka)	IRR	78	4	3134.64				
116	Ballari	HagariBommanna Halli	THAMBRAHALLI	GP	Maize (Makka)	IRR	74	4	5953.78				
117	Ballari	HagariBommanna Halli	ALABOORU	GP	Maize (Makka)	RF	17	4	5478.10				
118	Ballari	HagariBommanna Halli	AMBALI	GP	Maize (Makka)	RF	355			Hobli Level	32	4180.49	
119	Ballari	HagariBommanna Halli	BACHIGONDANAHALLI	GP	Maize (Makka)	RF	463	4	3594.95				
120	Ballari	HagariBommanna Halli	BANNIKALLU	GP	Maize (Makka)	RF	785	4	2725.95				
121	Ballari	HagariBommanna Halli	BENNEKALLU	GP	Maize (Makka)	RF	672	4	4062.71				
122	Ballari	HagariBommanna Halli	BYASIGADERE	GP	Maize (Makka)	RF	808	4	3601.39				
123	Ballari	HagariBommanna Halli	DASAMAPURA	GP	Maize (Makka)	RF	1140	4	4927.67				
124	Ballari	HagariBommanna Halli	GADHIKERI	GP	Maize (Makka)	RF	733	4	3601.39				
125	Ballari	HagariBommanna Halli	HAGARIBOMMANA HALLI(ULB)	GP	Maize (Makka)	RF	1075	4	2859.62				
126	Ballari	HagariBommanna Halli	HALAGAPURA	GP	Maize (Makka)	RF	265	4	6762.44				

Government of Karnataka
Directorate of Economics and Statistics
GP Level Average Yield data for Kharif season 2017-18

S.N	District	Taluk	Insurance Unit (hobli/ GP)	GP/HOBLI	Crop	IRR_RF	Area_Sown_Ha	No_CCE_Conducted	Average Yield(Kg/Ha)	Name_Of_Higher_Level	No_cce Conducted_Higher	Higher average Yield(Kg/Ha)	Synthetic Yield
127	Ballari	HagariBommanna Halli	HAMPAPATTANA	GP	Maize (Makka)	RF	721	4	5352.29				
128	Ballari	HagariBommanna Halli	HAMPASAGARA	GP	Maize (Makka)	RF	461	4	3119.11				
129	Ballari	HagariBommanna Halli	HANASI	GP	Maize (Makka)	RF	987	4	4088.92				
130	Ballari	HagariBommanna Halli	KADALABALU	GP	Maize (Makka)	RF	499	4	1653.92				
131	Ballari	HagariBommanna Halli	KOGALI	GP	Maize (Makka)	RF	156	4	4670.80				
132	Ballari	HagariBommanna Halli	MADHURU	GP	Maize (Makka)	RF	380	4	5399.47				
133	Ballari	HagariBommanna Halli	MALAVI	GP	Maize (Makka)	RF	10	4	3931.65				
134	Ballari	HagariBommanna Halli	MARABBIHAL	GP	Maize (Makka)	RF	646	4	3905.44				
135	Ballari	HagariBommanna Halli	MORIGERI	GP	Maize (Makka)	RF	1205	4	5672.06				
136	Ballari	HagariBommanna Halli	NELKUDRI -1	GP	Maize (Makka)	RF	871	4	4700.94				
137	Ballari	HagariBommanna Halli	SONNA	GP	Maize (Makka)	RF	824	4	2319.68				
138	Ballari	Hosapete	114. DANAPURA	GP	PADDY	IRR	5	4	5545.67				
139	Ballari	Hosapete	BUKKASAGARA	GP	PADDY	IRR	133			Hobli Level	16	5416.00	
140	Ballari	Hosapete	DANANAYAKANAKERE	GP	PADDY	IRR	5	4	3499.93				
141	Ballari	Hosapete	DEVALAPURA	GP	PADDY	IRR	717	4	6916.88				
142	Ballari	Hosapete	DEVASAMUDHRA	GP	PADDY	IRR	755	4	7489.91				
143	Ballari	Hosapete	GADIGANURU	GP	PADDY	IRR	2			Hobli Level	16	5416.00	
144	Ballari	Hosapete	HAMPADEVANAHALI	GP	PADDY	IRR	742	4	9099.03				

Government of Karnataka
Directorate of Economics and Statistics
GP Level Average Yield data for Kharif season 2017-18

S.N	District	Taluk	Insurance Unit (hobli/ GP)	GP/HOBLI	Crop	IRR_RF	Area_Sown_Ha	No_CCE_Conducted	Average Yield(Kg/Ha)	Name_Of_Higher_Level	No_cce Conducted_Higher	Higher average Yield(Kg/Ha)	Synthetic Yield
145	Ballari	Hosapete	HAMPI	GP	PADDY	IRR	57	4	6679.45				
146	Ballari	Hosapete	Hospete (ULB)	GP	PADDY	IRR	212			Hobli Level	34	6363.70	
147	Ballari	Hosapete	HOSURU	GP	PADDY	IRR	33	4	6539.78				
148	Ballari	Hosapete	KALLAHALLI	GP	PADDY	IRR	0			Hobli Level	8	6747.30	
149	Ballari	Hosapete	Kamalapura(ULB)	GP	PADDY	IRR	3	4	5751.06				
150	Ballari	Hosapete	MALAPANAGUDI	GP	PADDY	IRR	8			Hobli Level	16	5416.00	
151	Ballari	Hosapete	METRI	GP	PADDY	IRR	254	4	9101.43				
152	Ballari	Hosapete	NAGALAPURA	GP	PADDY	IRR	1			Hobli Level	10	4242.64	
153	Ballari	Hosapete	NAGFNAHALI	GP	PADDY	IRR	27			Hobli Level	24	6481.04	
154	Ballari	Hosapete	NO. 10 MUDDAPURA	GP	PADDY	IRR	618	4	7854.72				
155	Ballari	Hosapete	PAPINAYAKANA HALLI	GP	PADDY	IRR	2			Hobli Level	16	5416.00	
156	Ballari	Hosapete	RAMASAGARA	GP	PADDY	IRR	293			Hobli Level	31	7759.94	
157	Ballari	Hosapete	SANAPURA	GP	PADDY	IRR	1474	4	7973.44				
158	Ballari	Hosapete	SUGGENAHALLI	GP	PADDY	IRR	773	4	5344.38				
159	Ballari	Kudligi	ALURU	GP	Maize (Makka)	IRR	69	4	1730.41				
160	Ballari	Kudligi	APPAYYANAHALLI	GP	Maize (Makka)	IRR	86	4	3747.83				
161	Ballari	Kudligi	BADELADAKU	GP	Maize (Makka)	IRR	61	4	3943.74				
162	Ballari	Kudligi	BANAVIKALLU	GP	Maize (Makka)	IRR	75	4	2366.25				

Government of Karnataka
Directorate of Economics and Statistics
GP Level Average Yield data for Kharif season 2017-18

S.N	District	Taluk	Insurance Unit (hobli/ GP)	GP/HOBLI	Crop	IRR_RF	Area_Sown_Ha	No_CCE_Conducted	Average Yield(Kg/Ha)	Name_Of_Higher_Level	No_cce Conducted_Higher	Higher average Yield(Kg/Ha)	Synthetic Yield
163	Ballari	Kudligi	BELLIGATTI	GP	Maize (Makka)	IRR	65	4	5536.51				
164	Ballari	Kudligi	DUPADAHALLI	GP	Maize (Makka)	IRR	136	4	3165.68				
165	Ballari	Kudligi	GUDEKOTE	GP	Maize (Makka)	IRR	120	4	6767.97				
166	Ballari	Kudligi	GUNDUMUNUGU	GP	Maize (Makka)	IRR	162			Hobli Level	25	4158.08	
167	Ballari	Kudligi	HARAKABAVI	GP	Maize (Makka)	IRR	343	4	2559.62				
168	Ballari	Kudligi	HEREHEGDAL	GP	Maize (Makka)	IRR	3	4	3832.60				
169	Ballari	Kudligi	HEREKUMBALAKUNTE	GP	Maize (Makka)	IRR	45	4	7741.13				
170	Ballari	Kudligi	HOSAHALLI	GP	Maize (Makka)	IRR	43	4	5140.10				
171	Ballari	Kudligi	HUDEM	GP	Maize (Makka)	IRR	105			Hobli Level	35	3883.84	
172	Ballari	Kudligi	HURULIHAL	GP	Maize (Makka)	IRR	30	4	3534.10				
173	Ballari	Kudligi	HYALYA	GP	Maize (Makka)	IRR	66	4	5897.80				
174	Ballari	Kudligi	JARMALI	GP	Maize (Makka)	IRR	35	4	2569.79				
175	Ballari	Kudligi	JUMMOBANAHALLI	GP	Maize (Makka)	IRR	132	4	3489.83				
176	Ballari	Kudligi	K.AYYENAHALLI	GP	Maize (Makka)	IRR	294	4	3994.63				
177	Ballari	Kudligi	KAKUPPI	GP	Maize (Makka)	IRR	169	4	2096.75				
178	Ballari	Kudligi	KALAPURA	GP	Maize (Makka)	IRR	3	4	5237.69				
179	Ballari	Kudligi	KANDAGALLU	GP	Maize (Makka)	IRR	111	4	3321.65				
180	Ballari	Kudligi	MORABA	GP	Maize (Makka)	IRR	40	4	4126.94				

Government of Karnataka
Directorate of Economics and Statistics
GP Level Average Yield data for Kharif season 2017-18

S.N	District	Taluk	Insurance Unit (hobli/ GP)	GP/HOBLI	Crop	IRR_RF	Area_Sown_Ha	No_CCE_Conducted	Average Yield(Kg/Ha)	Name_Of_Higher_Level	No_cce_Conducted_Higher	Higher average Yield(Kg/Ha)	Synthetic Yield
181	Ballari	Kudligi	NAGARAKATTE	GP	Maize (Makka)	IRR	79	4	5821.48				
182	Ballari	Kudligi	NIMBALAGERE	GP	Maize (Makka)	IRR	3	4	3831.84				
183	Ballari	Kudligi	PUJARAHALLI	GP	Maize (Makka)	IRR	72	4	4635.81				
184	Ballari	Kudligi	RAMPURA	GP	Maize (Makka)	IRR	437	4	4610.36				
185	Ballari	Kudligi	SIVAPURA	GP	Maize (Makka)	IRR	5	4	4816.46				
186	Ballari	Kudligi	SULADAHALLI	GP	Maize (Makka)	IRR	125	4	2808.97				
187	Ballari	Kudligi	THULAHALLI	GP	Maize (Makka)	IRR	6	4	3410.04				
188	Ballari	Kudligi	UJJINI	GP	Maize (Makka)	IRR	360	4	2946.36				
189	Ballari	Kudligi	ALURU	GP	Maize (Makka)	RF	211	4	2254.15				
190	Ballari	Kudligi	APPAYYANAHALLI	GP	Maize (Makka)	RF	12	4	3905.44				
191	Ballari	Kudligi	BADELADAKU	GP	Maize (Makka)	RF	156	4	3280.46				
192	Ballari	Kudligi	BANAVIKALLU	GP	Maize (Makka)	RF	425	4	3538.49				
193	Ballari	Kudligi	BELLIGATTI	GP	Maize (Makka)	RF	106	4	2746.91				
194	Ballari	Kudligi	CHIRABI	GP	Maize (Makka)	RF	316	4	2621.10				
195	Ballari	Kudligi	CHIRATHAGUNDU	GP	Maize (Makka)	RF	0			Hobli Level	30	3703.48	
196	Ballari	Kudligi	CHOWDAPURA	GP	Maize (Makka)	RF	325	4	2825.55				
197	Ballari	Kudligi	DUPADAHALLI	GP	Maize (Makka)	RF	441	4	2656.69				
198	Ballari	Kudligi	GUDEKOTE	GP	Maize (Makka)	RF	82	4	4067.95				

Government of Karnataka
Directorate of Economics and Statistics
GP Level Average Yield data for Kharif season 2017-18

S.N	District	Taluk	Insurance Unit (hobli/ GP)	GP/HOBLI	Crop	IRR_RF	Area_Sown_Ha	No_CCE_Conducted	Average Yield(Kg/Ha)	Name_Of_Higher_Level	No_cce Conducted_Higher	Higher average Yield(Kg/Ha)	Synthetic Yield
199	Ballari	Kudligi	GUNDUMUNUGU	GP	Maize (Makka)	RF	204			Hobli Level	30	3703.48	
200	Ballari	Kudligi	HARAKABAVI	GP	Maize (Makka)	RF	430	4	2222.69				
201	Ballari	Kudligi	HEREHEGDAL	GP	Maize (Makka)	RF	182	4	3341.38				
202	Ballari	Kudligi	HEREKUMBALAKUNTE	GP	Maize (Makka)	RF	251	4	6292.69				
203	Ballari	Kudligi	HOSAHALLI	GP	Maize (Makka)	RF	187	4	4196.96				
204	Ballari	Kudligi	HUDEM	GP	Maize (Makka)	RF	0			Hobli Level	39	3252.73	
205	Ballari	Kudligi	HURULIHAL	GP	Maize (Makka)	RF	3			Hobli Level	30	3703.48	
206	Ballari	Kudligi	HYALYA	GP	Maize (Makka)	RF	807	4	3538.96				
207	Ballari	Kudligi	JARMALI	GP	Maize (Makka)	RF	199	4	3577.80				
208	Ballari	Kudligi	JUMMOBANAHALLI	GP	Maize (Makka)	RF	32	4	2754.78				
209	Ballari	Kudligi	K.AYYENAHALLI	GP	Maize (Makka)	RF	801	4	3617.12				
210	Ballari	Kudligi	KAKUPPI	GP	Maize (Makka)	RF	364	4	4088.92				
211	Ballari	Kudligi	KALAPURA	GP	Maize (Makka)	RF	689	4	6039.02				
212	Ballari	Kudligi	KANDAGALLU	GP	Maize (Makka)	RF	650	4	3292.10				
213	Ballari	Kudligi	Kottur(ULB)	GP	Maize (Makka)	RF	439	4	3853.02				
214	Ballari	Kudligi	MAKANADAKU	GP	Maize (Makka)	RF	81	4	5777.01				
215	Ballari	Kudligi	MORABA	GP	Maize (Makka)	RF	81	4	3659.06				
216	Ballari	Kudligi	NAGARAKATTE	GP	Maize (Makka)	RF	1033	4	2830.79				

Government of Karnataka
Directorate of Economics and Statistics
GP Level Average Yield data for Kharif season 2017-18

S.N	District	Taluk	Insurance Unit (hobli/ GP)	GP/HOBLI	Crop	IRR_RF	Area_Sown_Ha	No_CCE_Conducted	Average Yield(Kg/Ha)	Name_Of_Higher_Level	No_cce_Conducted_Higher	Higher average Yield(Kg/Ha)	Synthetic Yield
217	Ballari	Kudligi	NIMBALAGERE	GP	Maize (Makka)	RF	859	4	3412.67				
218	Ballari	Kudligi	PUJARAHALLI	GP	Maize (Makka)	RF	83			Hobli Level	39	3252.73	
219	Ballari	Kudligi	RAMADURGA	GP	Maize (Makka)	RF	55	4	2359.20				
220	Ballari	Kudligi	RAMPIJIRA	GP	Maize (Makka)	RF	1490	4	3721.96				
221	Ballari	Kudligi	SIVAPURA	GP	Maize (Makka)	RF	134	4	3627.61				
222	Ballari	Kudligi	SULADAHALLI	GP	Maize (Makka)	RF	221	4	2863.12				
223	Ballari	Kudligi	THULAHALLI	GP	Maize (Makka)	RF	1132	4	2883.79				
224	Ballari	Kudligi	UJJINI	GP	Maize (Makka)	RF	486	4	3334.04				
225	Ballari	Sandur	AGRAHARA	GP	Maize (Makka)	RF	470	4	2699.73				
226	Ballari	Sandur	ANTHAPURA	GP	Maize (Makka)	RF	75	4	2411.41				
227	Ballari	Sandur	BANDRI	GP	Maize (Makka)	RF	439	4	3050.96				
228	Ballari	Sandur	BHUJANGANAGARA	GP	Maize (Makka)	RF	170	4	2490.05				
229	Ballari	Sandur	BOMMAGATTA	GP	Maize (Makka)	RF	890	4	6002.32				
230	Ballari	Sandur	CHORANURU	GP	Maize (Makka)	RF	683	4	2988.05				
231	Ballari	Sandur	DEVAGIRI	GP	Maize (Makka)	RF	76	4	2201.73				
232	Ballari	Sandur	GOLLALINGAMANA HALLI	GP	Maize (Makka)	RF	768	4	2542.47				
233	Ballari	Sandur	H.K.HALLI	GP	Maize (Makka)	RF	1417	4	3800.60				
234	Ballari	Sandur	KALINGERE	GP	Maize (Makka)	RF	603	4	6777.93				

Government of Karnataka
Directorate of Economics and Statistics
GP Level Average Yield data for Kharif season 2017-18

S.N	District	Taluk	Insurance Unit (hobli/ GP)	GP/HOBLI	Crop	IRR_RF	Area_Sown_Ha	No_CCE_Conducted	Average Yield(Kg/Ha)	Name_Of_Higher_Level	No_cce_Conducted_Higher	Higher average Yield(Kg/Ha)	Synthetic yield
235	Ballari	Sandur	KRISHNANAGARA	GP	Maize (Makka)	RF	415	4	3328.80				
236	Ballari	Sandur	METRIKI	GP	Maize (Makka)	RF	8	4	2385.20				
237	Ballari	Sandur	NARASINGAPURA	GP	Maize (Makka)	RF	195	4	3250.16				
238	Ballari	Sandur	NIDUGUR IHI	GP	Maize (Makka)	RF	1365	4	2725.95				
239	Ballari	Sandur	Sandoor(ULB)	GP	Maize (Makka)	RF	251	4	3066.69				
240	Ballari	Sandur	SHUSEELANAGARA	GP	Maize (Makka)	RF	509	4	3302.59				
241	Ballari	Sandur	SOVENAHALLI	GP	Maize (Makka)	RF	551	4	2817.68				
242	Ballari	Sandur	THARANAGARA	GP	Maize (Makka)	RF	68	4	3092.90				
243	Ballari	Sandur	VADDU	GP	Maize (Makka)	RF	0			Hobli Level	14	2357.39	
244	Ballari	Sandur	VITTALAPURA	GP	Maize (Makka)	RF	99	4	1776.73				
245	Ballari	Sandur	YASHWANTHAGAR A	GP	Maize (Makka)	RF	393	4	6107.16				
246	Ballari	Sandur	AGRAHARA	GP	Sorghum (Jowar/Great Millet)	RF	110	4	949.86				
247	Ballari	Sandur	ANTHAPURA	GP	Sorghum (Jowar/Great Millet)	RF	87	4	1591.76				
248	Ballari	Sandur	BANDRI	GP	Sorghum (Jowar/Great Millet)	RF	121	4	659.78				
249	Ballari	Sandur	BOMMAGATTA	GP	Sorghum (Jowar/Great Millet)	RF	200	4	2373.69				
250	Ballari	Sandur	CHORANURU	GP	Sorghum (Jowar/Great Millet)	RF	84	4	3082.76				

Government of Karnataka
Directorate of Economics and Statistics
GP Level Average Yield data for Kharif season 2017-18

S.N	District	Taluk	Insurance Unit (hobli/ GP)	GP/HOBLI	Crop	IRR_RF	Area_Sown_Ha	No_CCE_Conducted	Average Yield(Kg/Ha)	Name_Of_Higher_Level	No_cce_Conducted_Higher	Higher average Yield(Kg/Ha)	Synthetic Yield
251	Ballari	Sandur	DEVAGIRI	GP	Sorghum (Jowar/Great Millet)	RF	36	4	819.04				
252	Ballari	Sandur	GOLLALINGAMANA HALLI	GP	Sorghum (Jowar/Great Millet)	RF	26			Hobli Level	34	1502.24	
253	Ballari	Sandur	H.K.HALLI	GP	Sorghum (Jowar/Great Millet)	RF	301	4	1208.02				
254	Ballari	Sandur	KALINGERE	GP	Sorghum (Jowar/Great Millet)	RF	50	4	1087.50				
255	Ballari	Sandur	METRIKI	GP	Sorghum (Jowar/Great Millet)	RF	15	4	1842.83				
256	Ballari	Sandur	NIDUGURTHI	GP	Sorghum (Jowar/Great Millet)	RF	194	4	1104.56				
257	Ballari	Sandur	Sandoor(ULB)	GP	Sorghum (Jowar/Great Millet)	RF	10			Hobli Level	20	1662.76	
258	Ballari	Sandur	SHUSEELANAGARA	GP	Sorghum (Jowar/Great Millet)	RF	178	4	1160.30				
259	Ballari	Sandur	SOVENAHALLI	GP	Sorghum (Jowar/Great Millet)	RF	16	4	1620.33				
260	Ballari	Sandur	THARANAGARA	GP	Sorghum (Jowar/Great Millet)	RF	18	4	3753.92				
261	Ballari	Sandur	VADDU	GP	Sorghum (Jowar/Great Millet)	RF	0			Hobli Level	10	2118.25	
262	Ballari	Sirguppa	B.M. SUGURU	GP	PADDY	IRR	138	4	5298.39				
263	Ballari	Sirguppa	BAGEWADI	GP	PADDY	IRR	1610	4	7909.07				
264	Ballari	Sirguppa	BAGGURU	GP	PADDY	IRR	930	4	8551.04				

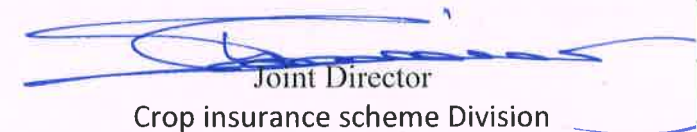
(S)

Government of Karnataka
Directorate of Economics and Statistics
GP Level Average Yield data for Kharif season 2017-18

S.N	District	Taluk	Insurance Unit (hobli/ GP)	GP/HOBLI	Crop	IRR_RF	Area_Sown_Ha	No_CCE_Conducted	Average Yield(Kg/Ha)	Name_Of_Higher_Level	No_cce Conducted_Higher	Higher average Yield(Kg/Ha)	Synthetic Yield
265	Ballari	Sirguppa	BALAKUNDHI	GP	PADDY	IRR	1968	4	6841.30				
266	Ballari	Sirguppa	BEERAHALLI	GP	PADDY	IRR	65			Hobli Level	12	8458.20	
267	Ballari	Sirguppa	BYRAPURA	GP	PADDY	IRR	703	4	5670.74				
268	Ballari	Sirguppa	DESANOORU	GP	PADDY	IRR	445	4	8239.80				
269	Ballari	Sirguppa	H. HOSAHALLI	GP	PADDY	IRR	1962	4	6051.64				
270	Ballari	Sirguppa	HACHCHOLI	GP	PADDY	IRR	1079			Hobli Level	12	8458.20	
271	Ballari	Sirguppa	HALEKOTE	GP	PADDY	IRR	206			Hobli Level	26	7520.14	
272	Ballari	Sirguppa	K. BELAGALLU	GP	PADDY	IRR	648	4	5739.21				
273	Ballari	Sirguppa	K. SUGURU	GP	PADDY	IRR	1059			Hobli Level	65	7689.71	
274	Ballari	Sirguppa	KARURU	GP	PADDY	IRR	1102	4	8035.79				
275	Ballari	Sirguppa	KENCHANAGUDDA	GP	PADDY	IRR	769	4	6903.32				
276	Ballari	Sirguppa	KONCHEGERI	GP	PADDY	IRR	345	4	6244.66				
277	Ballari	Sirguppa	KUDUDHURAHAL	GP	PADDY	IRR	434	4	8262.58				
278	Ballari	Sirguppa	KURUVALLI	GP	PADDY	IRR	127	4	8341.33				
279	Ballari	Sirguppa	M. SUGURU	GP	PADDY	IRR	0			Hobli Level	26	7520.14	
280	Ballari	Sirguppa	MUDDATANURU	GP	PADDY	IRR	1129	4	8423.17				
281	Ballari	Sirguppa	NADAVI	GP	PADDY	IRR	872	4	8067.78				
282	Ballari	Sirguppa	RARAVI	GP	PADDY	IRR	472	4	7998.95				

Government of Karnataka
Directorate of Economics and Statistics
GP Level Average Yield data for Kharif season 2017-18

S.N	District	Taluk	Insurance Unit (hobli/ GP)	GP/HOBLI	Crop	IRR_RF	Area_Sown_Ha	No_CCE_Conducted	Average Yield(Kg/Ha)	Name_Of_Higher_Level	No_cce Conducted_Higher	Higher average Yield(Kg/Ha)	Synthetic Yield
283	Ballari	Sirguppa	RAVIHAL	GP	PADDY	IRR	47	4	10055.31				
284	Ballari	Sirguppa	SANAVASAPURA	GP	PADDY	IRR	658	4	7626.60				
285	Ballari	Sirguppa	SIRIGERI	GP	PADDY	IRR	305	4	7673.68				
286	Ballari	Sirguppa	Siruguppa (ULB)	GP	PADDY	IRR	156	4	8097.91				
287	Ballari	Sirguppa	TALURU	GP	PADDY	IRR	693	4	6128.67				
288	Ballari	Sirguppa	Tekkalakote(ULB)	GP	PADDY	IRR	1619	4	7536.73				
289	Ballari	Sirguppa	UPPARA HOSAHALLI	GP	PADDY	IRR	1237	4	7977.55				
290	Ballari	Sirguppa	UTHTHANURU	GP	PADDY	IRR	579	4	8059.40				


Joint Director
Crop insurance scheme Division
Directorate of Economics and Statistics



Government of Karnataka
Directorate of Economics and Statistics
GP Level Average Yield data for Kharif season 2017-18

S.N	District	Taluk	Insurance Unit (hobli/ GP)	GP/HOBLI	Crop	IRR_RF	Area_Sown_Ha	No_CCE_Conducted	Average Yield(Kg/Ha)	Name_Of_Higher_Level	No_cce Conducted_Higher	Higher average Yield(Kg/Ha)	Synthetic Yield
1	Belagavi	Athani	ADAHALLI	GP	Maize (Makka)	IRR	75	4	4920.77				
2	Belagavi	Athani	AIGALI	GP	Maize (Makka)	IRR	425	4	4348.30				
3	Belagavi	Athani	ANANTAPUR	GP	Maize (Makka)	IRR	15	4	3643.51				
4	Belagavi	Athani	ARALIHATTI	GP	Maize (Makka)	IRR	10	4	2742.81				
5	Belagavi	Athani	ARTAL	GP	Maize (Makka)	IRR	322	4	5859.64				
6	Belagavi	Athani	ATHANI (GRAMEEN)	GP	Maize (Makka)	IRR	175	4	5577.22				
7	Belagavi	Athani	BADACHI	GP	Maize (Makka)	IRR	40	4	4109.13				
8	Belagavi	Athani	BALLIGERI	GP	Maize (Makka)	IRR	25	4	4920.77				
9	Belagavi	Athani	GUNDEWADI	GP	Maize (Makka)	IRR	90	4	4086.23				
10	Belagavi	Athani	HALYAL	GP	Maize (Makka)	IRR	15	4	3719.84				
11	Belagavi	Athani	HULAGABALI	GP	Maize (Makka)	IRR	30	4	3750.37				
12	Belagavi	Athani	Inapura (ULB))	GP	Maize (Makka)	IRR	20			Hobli Level	33	3685.17	
13	Belagavi	Athani	JAMBAGI	GP	Maize (Makka)	IRR	30	4	4233.80				
14	Belagavi	Athani	KAGAWAD	GP	Maize (Makka)	IRR	75	4	5004.74				
15	Belagavi	Athani	KAKAMARI	GP	Maize (Makka)	IRR	155	4	1623.30				
16	Belagavi	Athani	KANNALA	GP	Maize (Makka)	IRR	20	4	6190.40				
17	Belagavi	Athani	KATAGERI	GP	Maize (Makka)	IRR	280	4	4824.09				
18	Belagavi	Athani	KEMPWAD	GP	Maize (Makka)	IRR	40	4	4381.37				

Government of Karnataka
Directorate of Economics and Statistics
GP Level Average Yield data for Kharif season 2017-18

S.N	District	Taluk	Insurance Unit (hobli/ GP)	GP/HOBLI	Crop	IRR_RF	Area_Sown_Ha	No_CCE_Conducted	Average Yield(Kg/Ha)	Name_Of_Higher_Level	No_cce_Conducted_Higher	Higher average Yield(Kg/Ha)	Synthetic Yield
19	Belagavi	Athani	KHILEGAON	GP	Maize (Makka)	IRR	15			Hobli Level	40	4346.91	
20	Belagavi	Athani	KOHALLI	GP	Maize (Makka)	IRR	245	4	4562.02				
21	Belagavi	Athani	KOKATANUR	GP	Maize (Makka)	IRR	212	4	4625.63				
22	Belagavi	Athani	KOTTALAGI	GP	Maize (Makka)	IRR	5	4	4574.74				
23	Belagavi	Athani	KUSANAL	GP	Maize (Makka)	IRR	2	4	3462.86				
24	Belagavi	Athani	MADBHAVI	GP	Maize (Makka)	IRR	35			Hobli Level	40	4346.91	
25	Belagavi	Athani	MAHISHAWADAGI	GP	Maize (Makka)	IRR	0			Hobli Level	33	3828.17	
26	Belagavi	Athani	MALABAD	GP	Maize (Makka)	IRR	15	4	3921.35				
27	Belagavi	Athani	MANGASULI	GP	Maize (Makka)	IRR	2130	4	4127.50				
28	Belagavi	Athani	MOLE	GP	Maize (Makka)	IRR	25	4	3043.04				
29	Belagavi	Athani	MURAGUNDI	GP	Maize (Makka)	IRR	55	4	3134.64				
30	Belagavi	Athani	NAGANUR -PK	GP	Maize (Makka)	IRR	8	4	1531.70				
31	Belagavi	Athani	NANDAGAON	GP	Maize (Makka)	IRR	615	4	5559.41				
32	Belagavi	Athani	PARTANAHALLI	GP	Maize (Makka)	IRR	40			Hobli Level	40	4346.91	
33	Belagavi	Athani	SAMBARAGI	GP	Maize (Makka)	IRR	30	4	4101.49				
34	Belagavi	Athani	SAPTSAGAR	GP	Maize (Makka)	IRR	17	4	3704.58				
35	Belagavi	Athani	SATTI	GP	Maize (Makka)	IRR	12	4	4506.05				
36	Belagavi	Athani	Shedabala (ULB)	GP	Maize (Makka)	IRR	350	4	3106.30				

(9/1)

Government of Karnataka
Directorate of Economics and Statistics
GP Level Average Yield data for Kharif season 2017-18

S.N	District	Taluk	Insurance Unit (hobli/ GP)	GP/HOBLI	Crop	IRR_IRF	Area_Sown_Ha	No_CCE_Conducted	Average Yield(Kg/Ha)	Name_Of_Higher_Level	No_cce_Conducted_Higher	Higher average Yield(Kg/Ha)	Synthetic Yield
37	Belagavi	Athani	SHEGUNASHI	GP	Maize (Makka)	IRR	50			Hobli Level	33	3828.17	
38	Belagavi	Athani	SHIRUR	GP	Maize (Makka)	IRR	10			Hobli Level	40	4346.91	
39	Belagavi	Athani	TANGADI	GP	Maize (Makka)	IRR	37	4	4246.52				
40	Belagavi	Athani	TELSANG	GP	Maize (Makka)	IRR	50	4	3976.93				
41	Belagavi	Athani	UGAR - BK	GP	Maize (Makka)	IRR	12			Hobli Level	33	3685.17	
42	Belagavi	Athani	Ugara KH (ULB)	GP	Maize (Makka)	IRR	18	4	4246.52				
43	Belagavi	Athani	YALIHADALAGI	GP	Maize (Makka)	IRR	110	4	2697.01				
44	Belagavi	Athani	ZUNJARWAD	GP	Maize (Makka)	IRR	25	4	4607.31				
45	Belagavi	Bailhongal	AMBADAGATTI	GP	Maize (Makka)	RF	333	4	6222.49				
46	Belagavi	Bailhongal	AVARADI	GP	Maize (Makka)	RF	297	4	3774.39				
47	Belagavi	Bailhongal	Bailahongala (ULB)	GP	Maize (Makka)	RF	42	4	5303.47				
48	Belagavi	Bailhongal	BAILUR	GP	Maize (Makka)	RF	90	4	2707.23				
49	Belagavi	Bailhongal	BAILWAD	GP	Maize (Makka)	RF	32	4	4651.58				
50	Belagavi	Bailhongal	BELAVADI	GP	Maize (Makka)	RF	88	4	6910.97				
51	Belagavi	Bailhongal	BUDRAKATTI	GP	Maize (Makka)	RF	166	4	3465.10				
52	Belagavi	Bailhongal	CHIKKABAGEVADI	GP	Maize (Makka)	RF	15			Hobli Level	41	5075.39	
53	Belagavi	Bailhongal	CHIVATGUNDI	GP	Maize (Makka)	RF	28	4	4508.29				
54	Belagavi	Bailhongal	DEGOAN	GP	Maize (Makka)	RF	360	4	8209.29				

Government of Karnataka
Directorate of Economics and Statistics
GP Level Average Yield data for Kharif season 2017-18

S.N	District	Taluk	Insurance Unit (hobli/ GP)	GP/HOBLI	Crop	IRR_RF	Area_Sown_Ha	No_CCE_Conducted	Average Yield(Kg/Ha)	Name_Of_Higher_Level	No_cce Conducted_Higher	Higher average Yield(Kg/Ha)	Synthetic Yield
55	Belagavi	Bailhongal	DEVALAPUAR	GP	Maize (Makka)	RF	55	4	6315.10				
56	Belagavi	Bailhongal	DEVARASHIGIHALLI	GP	Maize (Makka)	RF	101	4	1656.54				
57	Belagavi	Bailhongal	DODAVAD	GP	Maize (Makka)	RF	65	4	4176.72				
58	Belagavi	Bailhongal	GOVANAKOPPA	GP	Maize (Makka)	RF	32			Hobli Level	53	4276.40	
59	Belagavi	Bailhongal	HANABARAHATTI	GP	Maize (Makka)	RF	65	4	3758.66				
60	Belagavi	Bailhongal	HANNIKERI	GP	Maize (Makka)	RF	34	4	4403.45				
61	Belagavi	Bailhongal	HIRENADIHALLI	GP	Maize (Makka)	RF	700	4	1834.98				
62	Belagavi	Bailhongal	HOLIHOSUR	GP	Maize (Makka)	RF	50	4	1357.73				
63	Belagavi	Bailhongal	HOLINAGALAPUR	GP	Maize (Makka)	RF	115	4	6182.30				
64	Belagavi	Bailhongal	HUNASHIKATTI	GP	Maize (Makka)	RF	321	4	924.88				
65	Belagavi	Bailhongal	KADARAVALLI	GP	Maize (Makka)	RF	221	4	2150.68				
66	Belagavi	Bailhongal	KALABHAVI	GP	Maize (Makka)	RF	404	4	1274.38				
67	Belagavi	Bailhongal	KENGANUR	GP	Maize (Makka)	RF	10	4	4209.49				
68	Belagavi	Bailhongal	KHODANAPUR	GP	Maize (Makka)	RF	530	4	1831.10				
69	Belagavi	Bailhongal	Kitturu (ULB)	GP	Maize (Makka)	RF	447	4	6306.37				
70	Belagavi	Bailhongal	KULVALLI	GP	Maize (Makka)	RF	366	4	6919.70				
71	Belagavi	Bailhongal	M K Hubballi (ULB)	GP	Maize (Makka)	RF	56	4	2663.04				
72	Belagavi	Bailhongal	MARADINAGALAPUR	GP	Maize (Makka)	RF	18			Hobli Level	41	5075.39	



Government of Karnataka
Directorate of Economics and Statistics
GP Level Average Yield data for Kharif season 2017-18

S.N	District	Taluk	Insurance Unit (hobli/ GP)	GP/HOBLI	Crop	IRR_RF	Area_Sown_Ha	No_CCE_Conducted	Average Yield(Kg/Ha)	Name_Of_Higher_Level	No_cce Conducted_Higher	Higher average Yield(Kg/Ha)	Synthetic Yield
73	Belagavi	Bailhongal	MEKALMARADI	GP	Maize (Makka)	RF	115	4	3868.74				
74	Belagavi	Bailhongal	NEGINAHAL	GP	Maize (Makka)	RF	51	4	7695.55				
75	Belagavi	Bailhongal	NFSARAGI	GP	Maize (Makka)	RF	25			Hobli Level	41	5075.39	
76	Belagavi	Bailhongal	NICCHANAKI	GP	Maize (Makka)	RF	111	4	3150.57				
77	Belagavi	Bailhongal	PATTIHAL K.B	GP	Maize (Makka)	RF	199	4	904.28				
78	Belagavi	Bailhongal	SAMPAGON	GP	Maize (Makka)	RF	48			Hobli Level	41	5075.39	
79	Belagavi	Bailhongal	SANGOLLI	GP	Maize (Makka)	RF	84	4	4397.04				
80	Belagavi	Bailhongal	TIGADI	GP	Maize (Makka)	RF	48	4	7666.72				
81	Belagavi	Bailhongal	TURAKARSHIGIHALL	GP	Maize (Makka)	RF	411	4	5705.26				
82	Belagavi	Bailhongal	UDIKERI	GP	Maize (Makka)	RF	135	4	4023.39				
83	Belagavi	Bailhongal	UGARAKOD	GP	Maize (Makka)	RF	327	4	6751.96				
84	Belagavi	Bailhongal	VAKKUND	GP	Maize (Makka)	RF	121	4	1418.02				
85	Belagavi	Bailhongal	VANNUR	GP	Maize (Makka)	RF	119	4	4864.76				
86	Belagavi	Bailhongal	AMATUR	GP	Soybean (bhat)	RF	540	4	1397.47				
87	Belagavi	Bailhongal	AMBADAGATTI	GP	Soybean (bhat)	RF	364	4	1314.45				
88	Belagavi	Bailhongal	ANIGOL	GP	Soybean (bhat)	RF	610	4	913.20				
89	Belagavi	Bailhongal	AVARADI	GP	Soybean (bhat)	RF	756	4	1335.20				
90	Belagavi	Bailhongal	Bailahongala (ULB)	GP	Soybean (bhat)	RF	988	4	786.36				

Government of Karnataka
Directorate of Economics and Statistics
GP Level Average Yield data for Kharif season 2017-18

S.N	District	Taluk	Insurance Unit (hobli/ GP)	GP/HOBLI	Crop	IRR_RF	Area_Sown_Ha	No_CCE_Conducted	Average Yield(Kg/Ha)	Name_Of_Higher_Level	No_cce_Conducted_Higher	Higher average Yield(Kg/Ha)	Synthetic yield
91	Belagavi	Bailhongal	BAILWAD	GP	Soybean (bhat)	RF	969	4	950.10				
92	Belagavi	Bailhongal	BELAVADI	GP	Soybean (bhat)	RF	90	4	1199.15				
93	Belagavi	Bailhongal	BHAVIHAL	GP	Soybean (bhat)	RF	1101	4	747.16				
94	Belagavi	Bailhongal	BUDRAKATTI	GP	Soybean (bhat)	RF	190	4	1738.76				
95	Belagavi	Bailhongal	CHIKKABAGEVADI	GP	Soybean (bhat)	RF	906	4	2029.33				
96	Belagavi	Bailhongal	CHIVATGUNDI	GP	Soybean (bhat)	RF	872	4	1120.74				
97	Belagavi	Bailhongal	DEGOAN	GP	Soybean (bhat)	RF	63	4	1603.86				
98	Belagavi	Bailhongal	DESHANUR	GP	Soybean (bhat)	RF	102	4	2075.45				
99	Belagavi	Bailhongal	DEVALAPUAR	GP	Soybean (bhat)	RF	364	4	947.79				
100	Belagavi	Bailhongal	DODAVAD	GP	Soybean (bhat)	RF	0			Hobli Level	55	1381.08	
101	Belagavi	Bailhongal	GOVANAKOPPA	GP	Soybean (bhat)	RF	11	4	1494.32				
102	Belagavi	Bailhongal	HANABARAHATTI	GP	Soybean (bhat)	RF	30	4	876.30				
103	Belagavi	Bailhongal	HANNIKERI	GP	Soybean (bhat)	RF	1352	4	1129.97				
104	Belagavi	Bailhongal	HIRENADIHALLI	GP	Soybean (bhat)	RF	452	4	416.47				
105	Belagavi	Bailhongal	HOLIHOSUR	GP	Soybean (bhat)	RF	1300	4	2130.79				
106	Belagavi	Bailhongal	HOLINAGALAPUR	GP	Soybean (bhat)	RF	868	4	1568.12				
107	Belagavi	Bailhongal	HUNASHIKATTI	GP	Soybean (bhat)	RF	1020	4	1997.04				
108	Belagavi	Bailhongal	KADARAVALLI	GP	Soybean (bhat)	RF	460	4	1807.94				

95/1

Government of Karnataka
Directorate of Economics and Statistics
GP Level Average Yield data for Kharif season 2017-18

S.N	District	Taluk	Insurance Unit (hobli/ GP)	GP/HOBLI	Crop	IRR_RF	Area_Sown_Ha	No_CCE_Conducted	Average Yield(Kg/Ha)	Name_Of_Higher_Level	No_cce Conducted_Higher	Higher average Yield(Kg/Ha)	Synthetic Yield
109	Belagavi	Bailhongal	KALABHAVI	GP	Soybean (bhat)	RF	386	4	963.93				
110	Belagavi	Bailhongal	KENGANUR	GP	Soybean (bhat)	RF	58	4	1388.24				
111	Belagavi	Bailhongal	KHODANAPUR	GP	Soybean (bhat)	RF	451	4	959.32				
112	Belagavi	Bailhongal	Kitturu (ULB)	GP	Soybean (bhat)	RF	33	4	1457.42				
113	Belagavi	Bailhongal	KULVALLI	GP	Soybean (bhat)	RF	0			Hobli Level	54	1287.48	
114	Belagavi	Bailhongal	M K Hubballi (ULB)	GP	Soybean (bhat)	RF	559	4	1526.61				
115	Belagavi	Bailhongal	MARADINAGALAPUR	GP	Soybean (bhat)	RF	1242	4	2010.88				
116	Belagavi	Bailhongal	MARIKATTI	GP	Soybean (bhat)	RF	1598	4	1392.85				
117	Belagavi	Bailhongal	MEKALMARADI	GP	Soybean (bhat)	RF	28	4	774.83				
118	Belagavi	Bailhongal	MURAKIBAVI	GP	Soybean (bhat)	RF	1615	4	968.54				
119	Belagavi	Bailhongal	NAGANUR	GP	Soybean (bhat)	RF	930	4	1291.39				
120	Belagavi	Bailhongal	NEGINAHAL	GP	Soybean (bhat)	RF	1298	4	1263.72				
121	Belagavi	Bailhongal	NESARAGI	GP	Soybean (bhat)	RF	32	4	1157.64				
122	Belagavi	Bailhongal	NICCHANAKI	GP	Soybean (bhat)	RF	593	4	1609.63				
123	Belagavi	Bailhongal	PATTIHAL K.B	GP	Soybean (bhat)	RF	262	4	844.02				
124	Belagavi	Bailhongal	SAMPAGON	GP	Soybean (bhat)	RF	888	4	1143.80				
125	Belagavi	Bailhongal	SANGOLLI	GP	Soybean (bhat)	RF	678	4	1214.88				
126	Belagavi	Bailhongal	SUTAGATTI	GP	Soybean (bhat)	RF	764	4	1526.61				

Government of Karnataka
Directorate of Economics and Statistics
GP Level Average Yield data for Kharif season 2017-18

S.N	District	Taluk	Insurance Unit (hobli/ GP)	GP/HOBLI	Crop	IRR_RF	Area_Sown_Ha	No_CCE_Conducted	Average Yield(Kg/Ha)	Name_Of_Higher_Level	No_cce Conducted_Higher	Higher average Yield(Kg/Ha)	Synthetic Yield
127	Belagavi	Bailhongal	TIGADI	GP	Soybean (bhat)	RF	1104	4	737.94				
128	Belagavi	Bailhongal	TURAKARSHIGHALLI	GP	Soybean (bhat)	RF	389	4	1415.92				
129	Belagavi	Bailhongal	UDIKERI	GP	Soybean (bhat)	RF	70			Hobli Level	55	1381.08	
130	Belagavi	Bailhongal	UGARAKOD	GP	Soybean (bhat)	RF	268	4	1263.72				
131	Belagavi	Bailhongal	VAKKUND	GP	Soybean (bhat)	RF	874	4	2172.30				
132	Belagavi	Bailhongal	VANNUR	GP	Soybean (bhat)	RF	4	4	1097.68				
133	Belagavi	Belagavi	AGASGE	GP	PADDY	RF	560	4	3069.99				
134	Belagavi	Belagavi	AMBEWADI	GP	PADDY	RF	1350	4	4831.60				
135	Belagavi	Belagavi	ANKALAGI	GP	PADDY	RF	636	4	2390.14				
136	Belagavi	Belagavi	ASHTI	GP	PADDY	RF	709	4	3918.64				
137	Belagavi	Belagavi	BADAS (KH)	GP	PADDY	RF	365	4	4600.71				
138	Belagavi	Belagavi	BALEKUNDARI BK	GP	PADDY	RF	143	4	3056.79				
139	Belagavi	Belagavi	BALEKUNDARI KH	GP	PADDY	RF	202	4	4463.89				
140	Belagavi	Belagavi	BAMBARGA	GP	PADDY	RF	797	4	3406.00				
141	Belagavi	Belagavi	BASTWAD	GP	PADDY	RF	392	4	2153.56				
142	Belagavi	Belagavi	BEKKINKERI	GP	PADDY	RF	315	4	5918.37				
143	Belagavi	Belagavi	Belagavi(ULB)	GP	PADDY	RF	1051	4	2842.28				
144	Belagavi	Belagavi	BELAGUNDI	GP	PADDY	RF	508	4	2775.00				

②

Government of Karnataka
Directorate of Economics and Statistics
GP Level Average Yield data for Kharif season 2017-18

S.N	District	Taluk	Insurance Unit (hobli/ GP)	GP/HOBLI	Crop	IRR_RF	Area_Sown_Ha	No_CCE_Conducted	Average Yield(Kg/Ha)	Name_Of_Higher_Level	No_cce Conducted_Higher	Higher average Yield(Kg/Ha)	Synthetic Yield
145	Belagavi	Belagavi	BELVATTI	GP	PADDY	RF	413	4	3700.00				
146	Belagavi	Belagavi	BENDIGERI	GP	PADDY	RF	70	4	4532.30				
147	Belagavi	Belagavi	RFNKANHALLI	GP	PADDY	RF	465	4	2994.22				
148	Belagavi	Belagavi	BIJAGARNI	GP	PADDY	RF	439	4	4592.16				
149	Belagavi	Belagavi	DESUR	GP	PADDY	RF	954	4	5325.02				
150	Belagavi	Belagavi	DHAMNE S	GP	PADDY	RF	650	4	1496.51				
151	Belagavi	Belagavi	HALAGA	GP	PADDY	RF	411	4	3203.12				
152	Belagavi	Belagavi	HANDIGNUR	GP	PADDY	RF	492	4	6755.69				
153	Belagavi	Belagavi	HINDALAGA	GP	PADDY	RF	214	4	4592.16				
154	Belagavi	Belagavi	HIREBAGEWADI	GP	PADDY	RF	26	4	3187.05				
155	Belagavi	Belagavi	HONAGA	GP	PADDY	RF	673	4	5088.14				
156	Belagavi	Belagavi	HOSAVANTAMURI	GP	PADDY	RF	116	4	4352.72				
157	Belagavi	Belagavi	KADOLI	GP	PADDY	RF	960	4	7570.81				
158	Belagavi	Belagavi	KAKTI	GP	PADDY	RF	704	4	5647.76				
159	Belagavi	Belagavi	KALAKHAMBHA	GP	PADDY	RF	271	4	3677.15				
160	Belagavi	Belagavi	KANGRALI BK	GP	PADDY	RF	249	4	8236.71				
161	Belagavi	Belagavi	KANGRALI KH	GP	PADDY	RF	632	4	6913.20				
162	Belagavi	Belagavi	KEDNUR	GP	PADDY	RF	276	4	5966.83				

9/2

Government of Karnataka
Directorate of Economics and Statistics
GP Level Average Yield data for Kharif season 2017-18

S.N	District	Taluk	Insurance Unit (hobli/ GP)	GP/HOBLI	Crop	IRR_RF	Area_Sown_Ha	No_CCE_Conducted	Average Yield(Kg/Ha)	Name_Of_Higher_Level	No_cce_Conducted_Higher	Higher average Yield(Kg/Ha)	Synthetic yield
163	Belagavi	Belagavi	KINAYE	GP	PADDY	RF	1267	4	3849.64				
164	Belagavi	Belagavi	KK KOPPA	GP	PADDY	RF	300	4	4553.71				
165	Belagavi	Belagavi	KUDREMANI	GP	PADDY	RF	854	4	5465.92				
166	Belagavi	Belagavi	KUKADOLLI	GP	PADDY	RF	88	4	3414.10				
167	Belagavi	Belagavi	MACCHE	GP	PADDY	RF	310	4	4506.64				
168	Belagavi	Belagavi	MANDOLI	GP	PADDY	RF	860	4	9128.73				
169	Belagavi	Belagavi	MASTMARDI	GP	PADDY	RF	287	4	3634.39				
170	Belagavi	Belagavi	MUCCHANDI	GP	PADDY	RF	323	4	2343.80				
171	Belagavi	Belagavi	MUTAGA	GP	PADDY	RF	514	4	5669.65				
172	Belagavi	Belagavi	MUTNAL	GP	PADDY	RF	40	4	4224.44				
173	Belagavi	Belagavi	NANDIHALLI	GP	PADDY	RF	840	4	6229.68				
174	Belagavi	Belagavi	NILAJI	GP	PADDY	RF	427	4	4557.95				
175	Belagavi	Belagavi	PEERANWADI	GP	PADDY	RF	318	4	2223.39				
176	Belagavi	Belagavi	SAMBRA	GP	PADDY	RF	319	4	3376.95				
177	Belagavi	Belagavi	SANTIBASTAWAD	GP	PADDY	RF	370	4	4288.64				
178	Belagavi	Belagavi	SULAGA (U)	GP	PADDY	RF	854	4	7147.74				
179	Belagavi	Belagavi	SULAGA (Y)	GP	PADDY	RF	185	4	2069.46				
180	Belagavi	Belagavi	SULEBHAVI	GP	PADDY	RF	344	4	9339.74				

Government of Karnataka
Directorate of Economics and Statistics
GP Level Average Yield data for Kharif season 2017-18

S.N	District	Taluk	Insurance Unit (hobli/ GP)	GP/HOBLI	Crop	IRR_RF	Area_Sown_Ha	No_CCE_Conducted	Average Yield(Kg/Ha)	Name_Of_Higher_Level	No_cce Conducted_Higher	Higher average Yield(Kg/Ha)	Synthetic Yield
181	Belagavi	Belagavi	TARIHAL	GP	PADDY	RF	114	4	756.39				
182	Belagavi	Belagavi	TUMMARGUDDI	GP	PADDY	RF	8	4	5053.94				
183	Belagavi	Belagavi	TURMURI	GP	PADDY	RF	320	4	3224.64				
184	Belagavi	Belagavi	UCHAGAON	GP	PADDY	RF	872	4	5947.57				
185	Belagavi	Belagavi	YALLUR	GP	PADDY	RF	690	4	4061.96				
186	Belagavi	Chikkodi	ADI	GP	GROUNDNUT	RF	165	8	1373.81				
187	Belagavi	Chikkodi	ANKALI	GP	GROUNDNUT	RF	80	8	1443.51				
188	Belagavi	Chikkodi	APPACHIWADI	GP	GROUNDNUT	RF	245	8	1284.09				
189	Belagavi	Chikkodi	BAMBALAWAD	GP	GROUNDNUT	RF	235	8	978.81				
190	Belagavi	Chikkodi	BELAKUD	GP	GROUNDNUT	RF	10	8	441.69				
191	Belagavi	Chikkodi	BENADI	GP	GROUNDNUT	RF	125	8	1401.80				
192	Belagavi	Chikkodi	CHIKKALAWAL	GP	GROUNDNUT	RF	160	8	1238.49				
193	Belagavi	Chikkodi	CHINCHANI	GP	GROUNDNUT	RF	260	8	703.44				
194	Belagavi	Chikkodi	GALATAGA	GP	GROUNDNUT	RF	50			Hobli Level	71	1275.95	
195	Belagavi	Chikkodi	HATTARAWAT	GP	GROUNDNUT	RF	275	8	1093.92				
196	Belagavi	Chikkodi	HIREKODI	GP	GROUNDNUT	RF	60	8	1292.15				
197	Belagavi	Chikkodi	JAGANUR	GP	GROUNDNUT	RF	0			Hobli Level	87	1057.40	
198	Belagavi	Chikkodi	JAINAPUR	GP	GROUNDNUT	RF	270			Hobli Level	87	1057.40	

S/:

Government of Karnataka
Directorate of Economics and Statistics
GP Level Average Yield data for Kharif season 2017-18

S.N	District	Taluk	Insurance Unit (hobli/ GP)	GP/HOBLI	Crop	IRR_RF	Area_Sown_Ha	No_CCE_Conducted	Average Yield(Kg/Ha)	Name_Of_Higher_Level	No_cce Conducted_Higher	Higher average Yield(Kg/Ha)	Synthetic yield
199	Belagavi	Chikkodi	JATRAT	GP	GROUNDNUT	RF	50	8	866.45				
200	Belagavi	Chikkodi	Kabburu (ULB)	GP	GROUNDNUT	RF	30	8	559.00				
201	Belagavi	Chikkodi	KARADAGA	GP	GROUNDNUT	RF	24	8	490.20				
202	Belagavi	Chikkodi	KARAGAON	GP	GROUNDNUT	RF	380	8	1427.60				
203	Belagavi	Chikkodi	KAROSHI	GP	GROUNDNUT	RF	210	8	1082.22				
204	Belagavi	Chikkodi	KERUR	GP	GROUNDNUT	RF	300	8	1386.75				
205	Belagavi	Chikkodi	KHADAKALAT	GP	GROUNDNUT	RF	190			Hobli Level	94	1492.38	
206	Belagavi	Chikkodi	KODNI	GP	GROUNDNUT	RF	110	8	1311.72				
207	Belagavi	Chikkodi	KOGANOLI	GP	GROUNDNUT	RF	155	8	752.57				
208	Belagavi	Chikkodi	KOTHALI	GP	GROUNDNUT	RF	45	8	1297.14				
209	Belagavi	Chikkodi	KUNNUR	GP	GROUNDNUT	RF	10	8	2190.68				
210	Belagavi	Chikkodi	KURLI	GP	GROUNDNUT	RF	90	8	1312.58				
211	Belagavi	Chikkodi	LAKHANAPUR	GP	GROUNDNUT	RF	105	8	1128.36				
212	Belagavi	Chikkodi	MALIKAWAD	GP	GROUNDNUT	RF	10	8	1505.62				
213	Belagavi	Chikkodi	MANAKAPUR	GP	GROUNDNUT	RF	30	8	1324.19				
214	Belagavi	Chikkodi	MUGALI	GP	GROUNDNUT	RF	130	8	1140.64				
215	Belagavi	Chikkodi	NAGARAL	GP	GROUNDNUT	RF	50	8	1114.56				
216	Belagavi	Chikkodi	NAGARAMUNNOLI	GP	GROUNDNUT	RF	130	8	1014.80				

Government of Karnataka
Directorate of Economics and Statistics
GP Level Average Yield data for Kharif season 2017-18

S.N	District	Taluk	Insurance Unit (hobli/ GP)	GP/HOBLI	Crop	IRR_RF	Area_Sown_Ha	No_CCE_Conducted	Average Yield(Kg/Ha)	Name_Of_Higher_Level	No_cce Conducted_Higher	Higher average Yield(Kg/Ha)	Synthetic Yield
217	Belagavi	Chikkodi	NAINGALAJ	GP	GROUNDNUT	RF	150	8	1843.63				
218	Belagavi	Chikkodi	NANDI	GP	GROUNDNUT	RF	130	8	549.97				
219	Belagavi	Chikkodi	NAVALIHAL	GP	GROUNDNUT	RF	110	8	2005.09				
220	Belagavi	Chikkodi	NEJ	GP	GROUNDNUT	RF	80	8	1122.30				
221	Belagavi	Chikkodi	PATTANAKUDI	GP	GROUNDNUT	RF	200	8	1329.78				
222	Belagavi	Chikkodi	SHENDUR	GP	GROUNDNUT	RF	622	8	1135.20				
223	Belagavi	Chikkodi	SHIRAGAON	GP	GROUNDNUT	RF	185	8	1170.68				
224	Belagavi	Chikkodi	SHIRAGUPPI	GP	GROUNDNUT	RF	368	8	1378.15				
225	Belagavi	Chikkodi	SOUNDALAGA	GP	GROUNDNUT	RF	135	8	1108.37				
226	Belagavi	Chikkodi	UMARNI	GP	GROUNDNUT	RF	245	8	694.45				
227	Belagavi	Chikkodi	WADRAL	GP	GROUNDNUT	RF	100	8	1320.10				
228	Belagavi	Chikkodi	WALAKI	GP	GROUNDNUT	RF	120	8	1960.80				
229	Belagavi	Chikkodi	Yaksamba	GP	GROUNDNUT	RF	180	8	1492.51				
230	Belagavi	Chikkodi	YAMAGRANI	GP	GROUNDNUT	RF	175	8	1306.13				
231	Belagavi	Chikkodi	YARANAL	GP	GROUNDNUT	RF	405	8	1266.57				
232	Belagavi	Gokak	AKKATANGERHAL	GP	Maize (Makka)	IRR	195	4	3523.93				
233	Belagavi	Gokak	Arabhavi (ULB)	GP	Maize (Makka)	IRR	1106	4	6829.04				
234	Belagavi	Gokak	AVARADI	GP	Maize (Makka)	IRR	180	4	5368.58				

Government of Karnataka
Directorate of Economics and Statistics
GP Level Average Yield data for Kharif season 2017-18

S.N	District	Taluk	Insurance Unit (hobli/ GP)	GP/HOBLI	Crop	IRR_RF	Area_Sown_Ha	No_CCE_Conducted	Average Yield(Kg/Ha)	Name_Of_Higher_Level	No_cce Conducted_Higher	Higher average Yield(Kg/Ha)	Synthetic yield
235	Belagavi	Gokak	BADIGAWAD	GP	Maize (Makka)	IRR	165	4	5343.14				
236	Belagavi	Gokak	BALOBAL	GP	Maize (Makka)	IRR	736	4	6619.89				
237	Belagavi	Gokak	BENACHINAMARADI (U)	GP	Maize (Makka)	IRR	100	4	3399.25				
238	Belagavi	Gokak	BETAGERI	GP	Maize (Makka)	IRR	305	4	5194.29				
239	Belagavi	Gokak	DANDAPURA	GP	Maize (Makka)	IRR	684	4	3394.16				
240	Belagavi	Gokak	DHARMATTI	GP	Maize (Makka)	IRR	265			Hobli Level	105	5664.37	
241	Belagavi	Gokak	DHAVALESHWAR	GP	Maize (Makka)	IRR	150	4	4010.91				
242	Belagavi	Gokak	DHUPADAL	GP	Maize (Makka)	IRR	284	4	5673.90				
243	Belagavi	Gokak	DURADUNDI	GP	Maize (Makka)	IRR	220	4	6798.50				
244	Belagavi	Gokak	GOSABAL	GP	Maize (Makka)	IRR	347	4	4707.05				
245	Belagavi	Gokak	GUJANAL	GP	Maize (Makka)	IRR	75	4	4651.07				
246	Belagavi	Gokak	GUJANATTI	GP	Maize (Makka)	IRR	22	4	4091.32				
247	Belagavi	Gokak	HALLUR	GP	Maize (Makka)	IRR	530	4	5444.91				
248	Belagavi	Gokak	HIRENANDI	GP	Maize (Makka)	IRR	1245	4	3155.50				
249	Belagavi	Gokak	HUNASHYAL.P.G	GP	Maize (Makka)	IRR	651	4	4137.11				
250	Belagavi	Gokak	HUNASHYAL.P.Y.	GP	Maize (Makka)	IRR	180	4	5169.10				
251	Belagavi	Gokak	KALLIGUDDI	GP	Maize (Makka)	IRR	353	4	2920.92				
252	Belagavi	Gokak	Kallolli(ULB)	GP	Maize (Makka)	IRR	1385	4	5740.05				

Government of Karnataka
Directorate of Economics and Statistics
GP Level Average Yield data for Kharif season 2017-18

S.N	District	Taluk	Insurance Unit (hobli/ GP)	GP/HOBLI	Crop	IRR_RF	Area_Sown_Ha	No_CCE_Conducted	Average Yield(Kg/Ha)	Name_Of_Higher_Level	No_cce Conducted_Higher	Higher average Yield(Kg/Ha)	Synthetic Yield
253	Belagavi	Gokak	KAMANAKATTI	GP	Maize (Makka)	IRR	260	4	5394.02				
254	Belagavi	Gokak	KHANAGAON	GP	Maize (Makka)	IRR	250	4	3586.52				
255	Belagavi	Gokak	KHANATTI	GP	Maize (Makka)	IRR	225	4	9765.22				
256	Belagavi	Gokak	KOLAVI	GP	Maize (Makka)	IRR	210	4	5215.92				
257	Belagavi	Gokak	Konnur (ULB)	GP	Maize (Makka)	IRR	365	4	7688.87				
258	Belagavi	Gokak	KOUJALAGI	GP	Maize (Makka)	IRR	720	4	4605.28				
259	Belagavi	Gokak	KULAGOD	GP	Maize (Makka)	IRR	625			Hobli Level	63	5117.36	
260	Belagavi	Gokak	KIJDARAGI	GP	Maize (Makka)	IRR	160	4	3783.45				
261	Belagavi	Gokak	LOLASUR	GP	Maize (Makka)	IRR	520	4	4228.51				
262	Belagavi	Gokak	MADAVAl	GP	Maize (Makka)	IRR	150			Hobli Level	46	3347.73	
263	Belagavi	Gokak	MAKKALAGERI	GP	Maize (Makka)	IRR	230			Hobli Level	46	3347.73	
264	Belagavi	Gokak	MALADINNI	GP	Maize (Makka)	IRR	210	4	1970.35				
265	Belagavi	Gokak	Mallapura (ULB)	GP	Maize (Makka)	IRR	425	4	4478.06				
266	Belagavi	Gokak	MAMADAPUR	GP	Maize (Makka)	IRR	1730	4	3048.13				
267	Belagavi	Gokak	MASAGUPPI	GP	Maize (Makka)	IRR	230	4	6411.76				
268	Belagavi	Gokak	MELAVANKI	GP	Maize (Makka)	IRR	534	4	5114.15				
269	Belagavi	Gokak	Mudalagi(ULB)	GP	Maize (Makka)	IRR	1280	4	5315.15				
270	Belagavi	Gokak	MUNYAL	GP	Maize (Makka)	IRR	620	4	7547.36				

Government of Karnataka
Directorate of Economics and Statistics
GP Level Average Yield data for Kharif season 2017-18

S.N	District	Taluk	Insurance Unit (hobli/ GP)	GP/HOBLI	Crop	IRR_RF	Area_Sown_Ha	No_CCE_Conducted	Average Yield(Kg/Ha)	Name_Of_Higher_Level	No_cce_Conducted_Higher	Higher average Yield(Kg/Ha)	Synthetic Yield
271	Belagavi	Gokak	Naganuru (ULB)	GP	Maize (Makka)	IRR	1455	4	5658.63				
272	Belagavi	Gokak	NALLANATTI	GP	Maize (Makka)	IRR	505	4	3279.67				
273	Belagavi	Gokak	PAMALADINNI	GP	Maize (Makka)	IRR	452	4	5852.00				
274	Belagavi	Gokak	PATAGUNDI	GP	Maize (Makka)	IRR	300	4	5546.69				
275	Belagavi	Gokak	RAJAPUR	GP	Maize (Makka)	IRR	902	4	4986.92				
276	Belagavi	Gokak	SHILTIBHAVI	GP	Maize (Makka)	IRR	256	4	3256.77				
277	Belagavi	Gokak	SHINDHIKURABET	GP	Maize (Makka)	IRR	310	4	8704.78				
278	Belagavi	Gokak	SHIVAPUR(H)	GP	Maize (Makka)	IRR	650	4	6829.03				
279	Belagavi	Gokak	SUNADHOLI	GP	Maize (Makka)	IRR	295	4	5022.55				
280	Belagavi	Gokak	TALAKATNAL	GP	Maize (Makka)	IRR	146	4	3488.30				
281	Belagavi	Gokak	TAPASI	GP	Maize (Makka)	IRR	315	4	5481.80				
282	Belagavi	Gokak	TAVAG	GP	Maize (Makka)	IRR	161	4	361.55				
283	Belagavi	Gokak	TIGADI	GP	Maize (Makka)	IRR	201	4	7791.82				
284	Belagavi	Gokak	TUKKANATTI	GP	Maize (Makka)	IRR	765	4	2401.87				
285	Belagavi	Gokak	UDAGATTI	GP	Maize (Makka)	IRR	483	4	4661.25				
286	Belagavi	Gokak	WADERAHATTI	GP	Maize (Makka)	IRR	665	4	4001.65				
287	Belagavi	Gokak	YADAWAD	GP	Maize (Makka)	IRR	470	4	7292.11				
288	Belagavi	Hukkeri	AMMANAGI	GP	Sorghum (Jowar/Great Millet)	RF	246	4	3075.94				

(S)

Government of Karnataka
Directorate of Economics and Statistics
GP Level Average Yield data for Kharif season 2017-18

S.N	District	Taluk	Insurance Unit (hobli/ GP)	GP/HOBLI	Crop	IRR_RF	Area_Sown_Ha	No_CCE_Conducted	Average Yield(Kg/Ha)	Name_Of_Higher_Level	No_cce Conducted_Higher	Higher average Yield(Kg/Ha)	Synthetic Yield
289	Belagavi	Hukkeri	ANKALI	GP	Sorghum (Jowar/Great Millet)	RF	102	4	1738.18				
290	Belagavi	Hukkeri	B. ALUR	GP	Sorghum (Jowar/Great Millet)	RF	87	4	1164.85				
291	Belagavi	Hukkeri	BADAKUNDRI	GP	Sorghum (Jowar/Great Millet)	RF	42	4	1153.93				
292	Belagavi	Hukkeri	BAD	GP	Sorghum (Jowar/Great Millet)	RF	323	4	707.86				
293	Belagavi	Hukkeri	BASSAPUR	GP	Sorghum (Jowar/Great Millet)	RF	300	4	1742.73				
294	Belagavi	Hukkeri	BASTAWAD	GP	Sorghum (Jowar/Great Millet)	RF	15	4	2639.75				
295	Belagavi	Hukkeri	BELAVI	GP	Sorghum (Jowar/Great Millet)	RF	240	4	837.24				
296	Belagavi	Hukkeri	BORGAL	GP	Sorghum (Jowar/Great Millet)	RF	128	4	2520.81				
297	Belagavi	Hukkeri	DADDI	GP	Sorghum (Jowar/Great Millet)	RF	8			Hobli Level	46	2228.23	
298	Belagavi	Hukkeri	GOTUR	GP	Sorghum (Jowar/Great Millet)	RF	20			Hobli Level	85	1772.63	
299	Belagavi	Hukkeri	HANCHINAL	GP	Sorghum (Jowar/Great Millet)	RF	36	4	1847.38				
300	Belagavi	Hukkeri	HARAGAPUR	GP	Sorghum (Jowar/Great Millet)	RF	92	4	3709.75				
301	Belagavi	Hukkeri	HATTARAGI	GP	Sorghum (Jowar/Great Millet)	RF	60	4	2297.85				

Government of Karnataka
Directorate of Economics and Statistics
GP Level Average Yield data for Kharif season 2017-18

S.N	District	Taluk	Insurance Unit (hobli/ GP)	GP/HOBLI	Crop	IRR_RF	Area_Sown_Ha	No_CCE_Conducted	Average Yield(Kg/Ha)	Name_Of_Higher_Level	No_cce Conducted_Higher	Higher average Yield(Kg/Ha)	Synthetic Yield
302	Belagavi	Hukkeri	HEBBAL	GP	Sorghum (Jowar/Great Millet)	RF	30	4	2357.01				
303	Belagavi	Hukkeri	HITNI	GP	Sorghum (Jowar/Great Millet)	RF	92	4	794.08				
304	Belagavi	Hukkeri	HOSUR	GP	Sorghum (Jowar/Great Millet)	RF	45	4	1434.60				
305	Belagavi	Hukkeri	Hukkeri(ULB)	GP	Sorghum (Jowar/Great Millet)	RF	385	4	2266.00				
306	Belagavi	Hukkeri	HULLOLI	GP	Sorghum (Jowar/Great Millet)	RF	130	4	2179.55				
307	Belagavi	Hukkeri	ISLAMPUR	GP	Sorghum (Jowar/Great Millet)	RF	275	4	1615.32				
308	Belagavi	Hukkeri	KAMATANUR	GP	Sorghum (Jowar/Great Millet)	RF	62	4	1997.54				
309	Belagavi	Hukkeri	KANAGALA	GP	Sorghum (Jowar/Great Millet)	RF	87	4	1140.56				
310	Belagavi	Hukkeri	KARAGUPPI	GP	Sorghum (Jowar/Great Millet)	RF	120	4	1458.34				
311	Belagavi	Hukkeri	KESTI	GP	Sorghum (Jowar/Great Millet)	RF	67	4	2074.89				
312	Belagavi	Hukkeri	KOCHARI	GP	Sorghum (Jowar/Great Millet)	RF	38	4	2331.98				
313	Belagavi	Hukkeri	KONANAKERI	GP	Sorghum (Jowar/Great Millet)	RF	89	4	1260.40				
314	Belagavi	Hukkeri	KOTABAGI	GP	Sorghum (Jowar/Great Millet)	RF	5	4	577.88				

Government of Karnataka
Directorate of Economics and Statistics
GP Level Average Yield data for Kharif season 2017-18

S.N	District	Taluk	Insurance Unit (hobli/ GP)	GP/HOBLI	Crop	IRR_RF	Area_Sown_Ha	No_CCE_Conducted	Average Yield(Kg/Ha)	Name_Of_Higher_Level	No_cce_Conducted_Higher	Higher average Yield(Kg/Ha)	Synthetic Yield
315	Belagavi	Hukkeri	KOT	GP	Sorghum (Jowar/Great Millet)	RF	0			Hobli Level	46	2228.23	
316	Belagavi	Hukkeri	KURANI	GP	Sorghum (Jowar/Great Millet)	RF	48	4	1575.19				
317	Belagavi	Hukkeri	MADIHALLI	GP	Sorghum (Jowar/Great Millet)	RF	34	4	1412.84				
318	Belagavi	Hukkeri	MANAGUTTI	GP	Sorghum (Jowar/Great Millet)	RF	260	4	2288.75				
319	Belagavi	Hukkeri	MATTIWADE	GP	Sorghum (Jowar/Great Millet)	RF	86	4	1051.09				
320	Belagavi	Hukkeri	MAVANUR	GP	Sorghum (Jowar/Great Millet)	RF	60	4	2905.30				
321	Belagavi	Hukkeri	NAGANUR K.D.	GP	Sorghum (Jowar/Great Millet)	RF	26	4	2743.77				
322	Belagavi	Hukkeri	NERLI	GP	Sorghum (Jowar/Great Millet)	RF	115	4	1831.46				
323	Belagavi	Hukkeri	NIDASOSI	GP	Sorghum (Jowar/Great Millet)	RF	52	4	1821.42				
324	Belagavi	Hukkeri	PACHAPUR	GP	Sorghum (Jowar/Great Millet)	RF	45	4	3012.23				
325	Belagavi	Hukkeri	RUSTUMPUR	GP	Sorghum (Jowar/Great Millet)	RF	79	4	1747.28				
326	Belagavi	Hukkeri	Sankeshwara(ULB)	GP	Sorghum (Jowar/Great Millet)	RF	92	4	1456.07				
327	Belagavi	Hukkeri	SARAPUR	GP	Sorghum (Jowar/Great Millet)	RF	0			Hobli Level	42	1651.13	

Government of Karnataka
Directorate of Economics and Statistics
GP Level Average Yield data for Kharif season 2017-18

S.N	District	Taluk	Insurance Unit (hobli/ GP)	GP/HOBLI	Crop	IRR_RF	Area_Sown_Ha	No_CCE_Conducted	Average Yield(Kg/Ha)	Name_Of_Higher_Level	No_cce Conducted_Higher	Higher average Yield(Kg/Ha)	Synthetic Yield
328	Belagavi	Hukkeri	SHAHABANDAR	GP	Sorghum (Jowar/Great Millet)	RF	182	4	2638.21				
329	Belagavi	Hukkeri	SOLLAPUR	GP	Sorghum (Jowar/Great Millet)	RF	90	4	1266.78				
330	Belagavi	Hukkeri	U-KHANAPUR	GP	Sorghum (Jowar/Great Millet)	RF	82	4	1892.88				
331	Belagavi	Hukkeri	YADAGUD	GP	Sorghum (Jowar/Great Millet)	RF	160	4	1217.64				
332	Belagavi	Hukkeri	YAMAKANAMARDI	GP	Sorghum (Jowar/Great Millet)	RF	120	4	2225.05				
333	Belagavi	Hukkeri	YELIMUNNOLI	GP	Sorghum (Jowar/Great Millet)	RF	450	4	2525.36				
334	Belagavi	Hukkeri	AMMANAGI	GP	Soybean (bhat)	RF	877	4	1153.26				
335	Belagavi	Hukkeri	ANKALI	GP	Soybean (bhat)	RF	288	4	876.30				
336	Belagavi	Hukkeri	B. ALUR	GP	Soybean (bhat)	RF	482	4	1268.33				
337	Belagavi	Hukkeri	BADAKUNDRI	GP	Soybean (bhat)	RF	216	4	890.14				
338	Belagavi	Hukkeri	BAD	GP	Soybean (bhat)	RF	737	4	1217.60				
339	Belagavi	Hukkeri	BELAVI	GP	Soybean (bhat)	RF	235	4	1000.83				
340	Belagavi	Hukkeri	BENIWAD	GP	Soybean (bhat)	RF	175	4	1088.46				
341	Belagavi	Hukkeri	BORGAL	GP	Soybean (bhat)	RF	580	4	952.40				
342	Belagavi	Hukkeri	DADDI	GP	Soybean (bhat)	RF	225	4	1222.21				
343	Belagavi	Hukkeri	GODAGERI	GP	Soybean (bhat)	RF	40			Hobli Level	50	972.06	



Government of Karnataka
Directorate of Economics and Statistics
GP Level Average Yield data for Kharif season 2017-18

S.N	District	Taluk	Insurance Unit (hobli/ GP)	GP/HOBLI	Crop	IRR_RF	Area_Sown_Ha	No_CCE_Conducted	Average Yield(Kg/Ha)	Name_Of_Higher_Level	No_cce Conducted_Higher	Higher average Yield(Kg/Ha)	Synthetic Yield
344	Belagavi	Hukkeri	GOTUR	GP	Soybean (bhat)	RF	245	4	871.69				
345	Belagavi	Hukkeri	GUDAS	GP	Soybean (bhat)	RF	0			Hobli Level	50	972.06	
346	Belagavi	Hukkeri	HANCHINAI	GP	Soybean (bhat)	RF	985	4	1365.18				
347	Belagavi	Hukkeri	HARAGAPUR	GP	Soybean (bhat)	RF	382	4	961.62				
348	Belagavi	Hukkeri	HATTARAGI	GP	Soybean (bhat)	RF	500	4	1037.72				
349	Belagavi	Hukkeri	HEBBAL	GP	Soybean (bhat)	RF	610	4	844.02				
350	Belagavi	Hukkeri	HITNI	GP	Soybean (bhat)	RF	549	4	1176.32				
351	Belagavi	Hukkeri	HOSPFT	GP	Soybean (bhat)	RF	59	4	1074.62				
352	Belagavi	Hukkeri	HOSUR	GP	Soybean (bhat)	RF	114	4	1120.74				
353	Belagavi	Hukkeri	Hukkeri(ULB)	GP	Soybean (bhat)	RF	842	4	1226.82				
354	Belagavi	Hukkeri	HULLOLI	GP	Soybean (bhat)	RF	149	4	1610.94				
355	Belagavi	Hukkeri	KAMATANUR	GP	Soybean (bhat)	RF	529	4	797.89				
356	Belagavi	Hukkeri	KANAGALA	GP	Soybean (bhat)	RF	825	4	1164.56				
357	Belagavi	Hukkeri	KARAGUPPI	GP	Soybean (bhat)	RF	0			Hobli Level	38	1133.29	
358	Belagavi	Hukkeri	KESTI	GP	Soybean (bhat)	RF	487	4	1065.40				
359	Belagavi	Hukkeri	KOCHARI	GP	Soybean (bhat)	RF	625	4	1023.89				
360	Belagavi	Hukkeri	KONANAKERI	GP	Soybean (bhat)	RF	695	4	1282.16				
361	Belagavi	Hukkeri	KOTABAGI	GP	Soybean (bhat)	RF	8			Hobli Level	50	972.06	

(S)

Government of Karnataka
Directorate of Economics and Statistics
GP Level Average Yield data for Kharif season 2017-18

S.N	District	Taluk	Insurance Unit (hobli/ GP)	GP/HOBLI	Crop	IRR_RF	Area_Sown_Ha	No_CCE_Conducted	Average Yield(Kg/Ha)	Name_Of_Higher_Level	No_cce Conducted_Higher	Higher average Yield(Kg/Ha)	Synthetic Yield
362	Belagavi	Hukkeri	KOT	GP	Soybean (bhat)	RF	247	4	1250.83				
363	Belagavi	Hukkeri	KURANI	GP	Soybean (bhat)	RF	1220	4	1000.83				
364	Belagavi	Hukkeri	MADIHALLI	GP	Soybean (bhat)	RF	84	4	475.05				
365	Belagavi	Hukkeri	MANAGUTTI	GP	Soybean (bhat)	RF	320	4	1111.52				
366	Belagavi	Hukkeri	MATTIWADE	GP	Soybean (bhat)	RF	605	4	1374.41				
367	Belagavi	Hukkeri	MAVANUR	GP	Soybean (bhat)	RF	11	4	1286.77				
368	Belagavi	Hukkeri	NAGANUR K.D.	GP	Soybean (bhat)	RF	526	4	1206.06				
369	Belagavi	Hukkeri	NERLI	GP	Soybean (bhat)	RF	723	4	1106.91				
370	Belagavi	Hukkeri	NIDASOSI	GP	Soybean (bhat)	RF	642	4	968.54				
371	Belagavi	Hukkeri	PACHAPUR	GP	Soybean (bhat)	RF	75	4	636.47				
372	Belagavi	Hukkeri	RUSTUMPUR	GP	Soybean (bhat)	RF	21	4	848.63				
373	Belagavi	Hukkeri	SALAMAWADI	GP	Soybean (bhat)	RF	27	4	1462.70				
374	Belagavi	Hukkeri	Sankeshwara(ULB)	GP	Soybean (bhat)	RF	875	4	1019.28				
375	Belagavi	Hukkeri	SARAPUR	GP	Soybean (bhat)	RF	160	4	535.00				
376	Belagavi	Hukkeri	SOLLAPUR	GP	Soybean (bhat)	RF	735	4	486.81				
377	Belagavi	Hukkeri	SULTANAPUR	GP	Soybean (bhat)	RF	0			Hobli Level	50	972.06	
378	Belagavi	Hukkeri	U-KHANAPUR	GP	Soybean (bhat)	RF	820	4	705.65				
379	Belagavi	Hukkeri	YADAGUD	GP	Soybean (bhat)	RF	220	4	1063.09				

(Signature)

Government of Karnataka
Directorate of Economics and Statistics
GP Level Average Yield data for Kharif season 2017-18

S.N	District	Taluk	Insurance Unit (hobli/ GP)	GP/HOBLI	Crop	IRR_RF	Area_Sown_Ha	No_CCE_Conducted	Average Yield(Kg/Ha)	Name_Of_Higher_Level	No_cce Conducted_Higher	Higher average Yield(Kg/Ha)	Synthetic Yield
380	Belagavi	Hukkeri	YAMAKANAMARDI	GP	Soybean (bhat)	RF	261	4	1201.45				
381	Belagavi	Hukkeri	YELIMUNNOLI	GP	Soybean (bhat)	RF	530	4	667.61				
382	Belagavi	Khanapur	AMATE	GP	PADDY	RF	361	4	4612.14				
383	Belagavi	Khanapur	BAILUR	GP	PADDY	RF	841	4	4226.24				
384	Belagavi	Khanapur	BARAGAON	GP	PADDY	RF	696	4	2387.45				
385	Belagavi	Khanapur	BEEDI	GP	PADDY	RF	873	4	3582.66				
386	Belagavi	Khanapur	BEKAWAD	GP	PADDY	RF	624	4	2781.28				
387	Belagavi	Khanapur	BHURANAKI	GP	PADDY	RF	1003	4	1917.28				
388	Belagavi	Khanapur	BIJAGARNI	GP	PADDY	RF	619	4	949.22				
389	Belagavi	Khanapur	CHAPAGAON	GP	PADDY	RF	769	4	3162.92				
390	Belagavi	Khanapur	DEVALATTI	GP	PADDY	RF	773	4	2201.04				
391	Belagavi	Khanapur	GANDIGAWAD	GP	PADDY	RF	1014	4	3583.08				
392	Belagavi	Khanapur	GARLAGUNJI	GP	PADDY	RF	686	4	1831.73				
393	Belagavi	Khanapur	GODHOLLI	GP	PADDY	RF	648	4	1262.04				
394	Belagavi	Khanapur	GOLYALI	GP	PADDY	RF	364	4	3968.34				
395	Belagavi	Khanapur	GOTAGALI	GP	PADDY	RF	582	4	3514.67				
396	Belagavi	Khanapur	GUNJI	GP	PADDY	RF	485	4	3677.15				
397	Belagavi	Khanapur	HALAGA	GP	PADDY	RF	652	4	2575.17				

Government of Karnataka
Directorate of Economics and Statistics
GP Level Average Yield data for Kharif season 2017-18

S.N	District	Taluk	Insurance Unit (hobli/ GP)	GP/HOBLI	Crop	IRR_RF	Area_Sown_Ha	No_CCE_Conducted	Average Yield(Kg/Ha)	Name_Of_Higher_Level	No_cce_Conducted_Higher	Higher average Yield(Kg/Ha)	Synthetic yield
398	Belagavi	Khanapur	HALAKARNI	GP	PADDY	RF	470	4	2232.39				
399	Belagavi	Khanapur	HALASHI	GP	PADDY	RF	587	4	3651.49				
400	Belagavi	Khanapur	HEBBAL	GP	PADDY	RF	769	4	1992.96				
401	Belagavi	Khanapur	HIREHATTIHOLI	GP	PADDY	RF	419	4	3447.00				
402	Belagavi	Khanapur	HIREMUNAVALLI	GP	PADDY	RF	257	4	2497.50				
403	Belagavi	Khanapur	IDDALHONDA	GP	PADDY	RF	288	4	2745.04				
404	Belagavi	Khanapur	ITAGI	GP	PADDY	RF	978	4	1983.95				
405	Belagavi	Khanapur	JAMBOJI	GP	PADDY	RF	786	4	3517.53				
406	Belagavi	Khanapur	KADATAN BAGEWADI	GP	PADDY	RF	686	4	4614.43				
407	Belagavi	Khanapur	KAKKERI	GP	PADDY	RF	289	4	2312.51				
408	Belagavi	Khanapur	KANAKUMBI	GP	PADDY	RF	93	4	3545.13				
409	Belagavi	Khanapur	KAPOLI KG	GP	PADDY	RF	704	4	4551.97				
410	Belagavi	Khanapur	KARAMBAL	GP	PADDY	RF	457	4	2433.67				
411	Belagavi	Khanapur	KASABA NANDAGAD	GP	PADDY	RF	1132			Hobli Level	74	3088.20	
412	Belagavi	Khanapur	KERAWAD	GP	PADDY	RF	1470	4	2175.02				
413	Belagavi	Khanapur	Khanapur(ULB)	GP	PADDY	RF	100	4	4748.13				
414	Belagavi	Khanapur	KODACHAWAD	GP	PADDY	RF	969	4	4204.55				
415	Belagavi	Khanapur	LINGANAMATH	GP	PADDY	RF	764	4	1480.70				

Government of Karnataka
Directorate of Economics and Statistics
GP Level Average Yield data for Kharif season 2017-18

S.N	District	Taluk	Insurance Unit (hobli/ GP)	GP/HOBLI	Crop	IRR_RF	Area_Sown_Ha	No_CCE_Conducted	Average Yield(Kg/Ha)	Name_Of_Higher_Level	No_cce Conducted_Higher	Higher average Yield(Kg/Ha)	Synthetic Yield
416	Belagavi	Khanapur	LOKOLLI	GP	PADDY	RF	868	4	2147.87				
417	Belagavi	Khanapur	LONDA	GP	PADDY	RF	32	4	2833.67				
418	Belagavi	Khanapur	MANGENKOPPA	GP	PADDY	RF	662	4	3406.25				
419	Belagavi	Khanapur	MANTURGA	GP	PADDY	RF	594	4	2910.93				
420	Belagavi	Khanapur	MOHISHET	GP	PADDY	RF	490	4	2907.51				
421	Belagavi	Khanapur	NAGARAGALI	GP	PADDY	RF	432	4	2285.40				
422	Belagavi	Khanapur	NAGURDA	GP	PADDY	RF	470	4	4194.51				
423	Belagavi	Khanapur	NANDAGAD	GP	PADDY	RF	552	4	4711.88				
424	Belagavi	Khanapur	NANJANKODAL	GP	PADDY	RF	707	4	2693.72				
425	Belagavi	Khanapur	NERASE	GP	PADDY	RF	209	4	4215.89				
426	Belagavi	Khanapur	NILAWADE	GP	PADDY	RF	1040	4	2381.75				
427	Belagavi	Khanapur	NITTUR	GP	PADDY	RF	232	4	2708.69				
428	Belagavi	Khanapur	PARAWAD	GP	PADDY	RF	66	4	3609.32				
429	Belagavi	Khanapur	PARISHWAD	GP	PADDY	RF	250	4	3066.52				
430	Belagavi	Khanapur	RAMAGURAWADI	GP	PADDY	RF	430	4	2967.37				
431	Belagavi	Khanapur	SHINDHOLLI	GP	PADDY	RF	419	4	3292.33				
432	Belagavi	Khanapur	SHIROLI	GP	PADDY	RF	504	4	4156.03				
433	Belagavi	Khanapur	TOPINAKATTI	GP	PADDY	RF	438	4	4173.99				

Government of Karnataka
Directorate of Economics and Statistics
GP Level Average Yield data for Kharif season 2017-18

S.N	District	Taluk	Insurance Unit (hobli/ GP)	GP/HOBLI	Crop	IRR_RF	Area_Sown_Ha	No_CCE_Conducted	Average Yield(Kg/Ha)	Name_Of_Higher_Level	No_cce_Conducted_Higher	Higher average Yield(Kg/Ha)	Synthetic Yield
434	Belagavi	Raibag	ALAGAWADI	GP	Maize (Makka)	IRR	250	4	4320.31				
435	Belagavi	Raibag	ALAKHANUR	GP	Maize (Makka)	IRR	105	4	5154.85				
436	Belagavi	Raibag	BEKKERI	GP	Maize (Makka)	IRR	150	4	7139.45				
437	Belagavi	Raibag	BHENDWAD	GP	Maize (Makka)	IRR	265	4	5986.86				
438	Belagavi	Raibag	BHIRADI	GP	Maize (Makka)	IRR	362	4	5383.85				
439	Belagavi	Raibag	BYAKUD	GP	Maize (Makka)	IRR	103	4	3767.17				
440	Belagavi	Raibag	Chicholi(ULB)	GP	Maize (Makka)	IRR	109	4	3847.06				
441	Belagavi	Raibag	DIGGEWADI	GP	Maize (Makka)	IRR	237	4	6294.72				
442	Belagavi	Raibag	HANDIGUND	GP	Maize (Makka)	IRR	283	4	7434.59				
443	Belagavi	Raibag	Harogeri (ULB)	GP	Maize (Makka)	IRR	250			Hobli Level	76	6273.30	
444	Belagavi	Raibag	HIDAKAL	GP	Maize (Makka)	IRR	287	4	6722.17				
445	Belagavi	Raibag	HUBBARWADI	GP	Maize (Makka)	IRR	128	4	5330.42				
446	Belagavi	Raibag	ITANAL	GP	Maize (Makka)	IRR	310	4	7434.59				
447	Belagavi	Raibag	JALALPUR	GP	Maize (Makka)	IRR	252	4	7068.20				
448	Belagavi	Raibag	Kankanavadi (ULB)	GP	Maize (Makka)	IRR	195			Hobli Level	63	5117.71	
449	Belagavi	Raibag	KAPPALGUDDI	GP	Maize (Makka)	IRR	557	4	6136.97				
450	Belagavi	Raibag	KATAKBHAVI	GP	Maize (Makka)	IRR	250	4	6142.06				
451	Belagavi	Raibag	KHANADAL	GP	Maize (Makka)	IRR	250	4	6925.72				

②/-

Government of Karnataka
Directorate of Economics and Statistics
GP Level Average Yield data for Kharif season 2017-18

S.N	District	Taluk	Insurance Unit (hobli/ GP)	GP/HOBLI	Crop	IRR_RF	Area_Sown_Ha	No_CCE_Conducted	Average Yield(Kg/Ha)	Name_Of_Higher_Level	No_cce_Conducted_Higher	Higher average Yield(Kg/Ha)	Synthetic Yield
452	Belagavi	Raibag	KHEMALAPUR	GP	Maize (Makka)	IRR	250	4	7271.75				
453	Belagavi	Raibag	KOLIGUDD	GP	Maize (Makka)	IRR	250			Hobli Level	76	6273.30	
454	Bclagavi	Raibag	Kundachi(ULB)	GP	Maize (Makka)	IRR	772	4	5119.23				
455	Belagavi	Raibag	MEKHALI	GP	Maize (Makka)	IRR	208	4	5750.23				
456	Belagavi	Raibag	MORAB	GP	Maize (Makka)	IRR	250	4	3867.41				
457	Belagavi	Raibag	Mugalkhod(ULB)	GP	Maize (Makka)	IRR	265			Hobli Level	76	6273.30	
458	Belagavi	Raibag	NANDIKURALI	GP	Maize (Makka)	IRR	211	4	3918.30				
459	Bclagavi	Raibag	NASALAPUR	GP	Maize (Makka)	IRR	108	4	5343.14				
460	Belagavi	Raibag	NIDAGUNDI	GP	Maize (Makka)	IRR	230	4	5699.35				
461	Belagavi	Raibag	NILAJI	GP	Maize (Makka)	IRR	240	4	7047.85				
462	Belagavi	Raibag	NIPANAL	GP	Maize (Makka)	IRR	250	4	8029.97				
463	Belagavi	Raibag	PALBHAVI	GP	Maize (Makka)	IRR	250	4	8365.82				
464	Belagavi	Raibag	PARAMANANDWADI	GP	Maize (Makka)	IRR	234	4	6783.24				
465	Belagavi	Raibag	Raibag (ULB)	GP	Maize (Makka)	IRR	690	4	3381.44				
466	Belagavi	Raibag	SAVADATTI	GP	Maize (Makka)	IRR	352	4	5098.88				
467	Belagavi	Raibag	SAVASUDDI	GP	Maize (Makka)	IRR	56	4	4946.22				
468	Belagavi	Raibag	SHIRAGUR	GP	Maize (Makka)	IRR	2			Hobli Level	76	6273.30	
469	Belagavi	Raibag	YABARATTI	GP	Maize (Makka)	IRR	50	4	4539.12				

Government of Karnataka
Directorate of Economics and Statistics
GP Level Average Yield data for Kharif season 2017-18

S.N	District	Taluk	Insurance Unit (hobli/ GP)	GP/HOBLI	Crop	IRR_RF	Area_Sown_Ha	No_CCE_Conducted	Average Yield(Kg/Ha)	Name_Of_Higher_Level	No_cce Conducted_Higher	Higher average Yield(Kg/Ha)	Synthetic yield
470	Belagavi	Raibag	YADRAV	GP	Maize (Makka)	IRR	167	4	4574.74				
471	Belagavi	Ramadurg	AWARADI	GP	Maize (Makka)	IRR	276	4	5470.35				
472	Belagavi	Ramadurg	BANNUR	GP	Maize (Makka)	IRR	30	4	3416.05				
473	Belagavi	Ramadurg	BATAKURKI	GP	Maize (Makka)	IRR	156	4	7090.26				
474	Belagavi	Ramadurg	CHIPPALAKATTI	GP	Maize (Makka)	IRR	134	4	5205.74				
475	Belagavi	Ramadurg	CHUNCHANUR	GP	Maize (Makka)	IRR	631	4	5109.06				
476	Belagavi	Ramadurg	D.SALAPUR	GP	Maize (Makka)	IRR	234	4	4398.47				
477	Belagavi	Ramadurg	GHAIAKANUR	GP	Maize (Makka)	IRR	83	4	4408.85				
478	Belagavi	Ramadurg	GODACHI	GP	Maize (Makka)	IRR	173	4	4712.14				
479	Belagavi	Ramadurg	GONNAGAR	GP	Maize (Makka)	IRR	200	4	5383.85				
480	Belagavi	Ramadurg	HALAGATTI	GP	Maize (Makka)	IRR	40	4	6773.06				
481	Belagavi	Ramadurg	HALETORAGAL	GP	Maize (Makka)	IRR	600	4	6808.68				
482	Belagavi	Ramadurg	HANAMAPUR	GP	Maize (Makka)	IRR	49	4	7246.31				
483	Belagavi	Ramadurg	HIREKOPPA KS.	GP	Maize (Makka)	IRR	388	4	3846.04				
484	Belagavi	Ramadurg	HOSAKERI	GP	Maize (Makka)	IRR	121	4	3857.24				
485	Belagavi	Ramadurg	HOSAKOTI	GP	Maize (Makka)	IRR	159	4	4156.96				
486	Belagavi	Ramadurg	HULAKUND	GP	Maize (Makka)	IRR	81	4	3378.90				
487	Belagavi	Ramadurg	IDAGAL	GP	Maize (Makka)	IRR	37	4	4742.67				

Government of Karnataka
Directorate of Economics and Statistics
GP Level Average Yield data for Kharif season 2017-18

S.N	District	Taluk	Insurance Unit (hobli/ GP)	GP/HOBLI	Crop	IRR_RF	Area_Sown_Ha	No_CCE_Conducted	Average Yield(Kg/Ha)	Name_Of_Higher_Level	No_cce Conducted_Higher	Higher average Yield(Kg/Ha)	Synthetic Yield
488	Belagavi	Ramadurg	K.CHANDARAGI	GP	Maize (Makka)	IRR	82	4	3431.31				
489	Belagavi	Ramadurg	K.JUNIPETH	GP	Maize (Makka)	IRR	46	4	4994.56				
490	Belagavi	Ramadurg	KADAMPUR	GP	Maize (Makka)	IRR	178	4	4442.44				
491	Belagavi	Ramadurg	KATKOL	GP	Maize (Makka)	IRR	16	4	5737.51				
492	Belagavi	Ramadurg	KITTUR	GP	Maize (Makka)	IRR	205	4	6425.50				
493	Belagavi	Ramadurg	MANIHAL	GP	Maize (Makka)	IRR	48	4	5675.94				
494	Belagavi	Ramadurg	MUDAKAVI	GP	Maize (Makka)	IRR	131	4	7002.05				
495	Belagavi	Ramadurg	MUDENUR	GP	Maize (Makka)	IRR	298	1	5343.14				
496	Belagavi	Ramadurg	MULLLUR	GP	Maize (Makka)	IRR	496	4	5063.26				
497	Belagavi	Ramadurg	NANDIHAL	GP	Maize (Makka)	IRR	51	4	4264.33				
498	Belagavi	Ramadurg	NARASAPUR	GP	Maize (Makka)	IRR	348	4	4635.81				
499	Belagavi	Ramadurg	SANGAL	GP	Maize (Makka)	IRR	514	4	7994.35				
500	Belagavi	Ramadurg	SUNNAL	GP	Maize (Makka)	IRR	89	4	7495.91				
501	Belagavi	Ramadurg	SUREBAN	GP	Maize (Makka)	IRR	62	4	9195.28				
502	Belagavi	Ramadurg	TONDIKATTI	GP	Maize (Makka)	IRR	177	4	3696.94				
503	Belagavi	Ramadurg	TORANAGATTI	GP	Maize (Makka)	IRR	34	4	6457.56				
504	Belagavi	Ramadurg	Turanura(ULB)	GP	Maize (Makka)	IRR	102	4	7816.24				
505	Belagavi	Ramadurg	UDAPUDI	GP	Maize (Makka)	IRR	177	4	3650.13				

Government of Karnataka
Directorate of Economics and Statistics
GP Level Average Yield data for Kharif season 2017-18

S.N	District	Taluk	Insurance Unit (hobli/ GP)	GP/HOBLI	Crop	IRR_RF	Area_Sown_Ha	No_CCE_Conducted	Average Yield(Kg/Ha)	Name_Of_Higher_Level	No_cce_Conducted_Higher	Higher average Yield(Kg/Ha)	Synthetic Yield
506	Belagavi	Savadatti	AKKISAGAR	GP	Maize (Makka)	IRR	52	4	4269.93				
507	Belagavi	Savadatti	ALADAKATTI K.M	GP	Maize (Makka)	IRR	31	4	8294.58				
508	Belagavi	Savadatti	ARATGAL	GP	Maize (Makka)	IRR	98	4	8650.79				
509	Belagavi	Savadatti	ASUNDI	GP	Maize (Makka)	IRR	168	4	6055.55				
510	Belagavi	Savadatti	BADLI	GP	Maize (Makka)	IRR	12	4	6114.33				
511	Belagavi	Savadatti	BETSUR	GP	Maize (Makka)	IRR	15	4	6411.76				
512	Belagavi	Savadatti	BHANDARAHALLI	GP	Maize (Makka)	IRR	45	4	9134.22				
513	Belagavi	Savadatti	CHACHADI	GP	Maize (Makka)	IRR	15	4	5343.14				
514	Belagavi	Savadatti	CHULAKI	GP	Maize (Makka)	IRR	15	4	6030.11				
515	Belagavi	Savadatti	GORABAL	GP	Maize (Makka)	IRR	18	4	5678.99				
516	Belagavi	Savadatti	GORAVANAKOLLA	GP	Maize (Makka)	IRR	130	4	5394.03				
517	Belagavi	Savadatti	HANCHINAL	GP	Maize (Makka)	IRR	2	4	3205.88				
518	Belagavi	Savadatti	HARUGOPPA	GP	Maize (Makka)	IRR	25	4	1345.96				
519	Belagavi	Savadatti	HIREBUDANUR	GP	Maize (Makka)	IRR	85	4	2961.12				
520	Belagavi	Savadatti	HIREKUMBI	GP	Maize (Makka)	IRR	3	4	5190.48				
521	Belagavi	Savadatti	HOOLI	GP	Maize (Makka)	IRR	175	4	5801.12				
522	Belagavi	Savadatti	HOOLIKATTI	GP	Maize (Makka)	IRR	5	4	6259.10				
523	Belagavi	Savadatti	HOSUR	GP	Maize (Makka)	IRR	75	4	4986.93				


(9)

Government of Karnataka
Directorate of Economics and Statistics
GP Level Average Yield data for Kharif season 2017-18

S.N	District	Taluk	Insurance Unit (hobli/ GP)	GP/HOBLI	Crop	IRR_RF	Area_Sown_Ha	No_CCE_Conducted	Average Yield(Kg/Ha)	Name_Of_Higher_Level	No_cce Conducted_Higher	Higher average Yield(Kg/Ha)	Synthetic Yield
524	Belagavi	Savadatti	INCHAL	GP	Maize (Makka)	IRR	5	4	2671.57				
525	Belagavi	Savadatti	KADABI	GP	Maize (Makka)	IRR	20	4	5724.79				
526	Belagavi	Savadatti	KAGADAL	GP	Maize (Makka)	IRR	30	4	5444.91				
527	Belagavi	Savadatti	MABANUR	GP	Maize (Makka)	IRR	25	4	8383.64				
528	Belagavi	Savadatti	MADAMAGERI	GP	Maize (Makka)	IRR	107	4	4854.62				
529	Belagavi	Savadatti	MADLUR	GP	Maize (Makka)	IRR	83	4	6483.00				
530	Belagavi	Savadatti	MALLUR	GP	Maize (Makka)	IRR	320	4	5320.24				
531	Belagavi	Savadatti	MARKUMBI	GP	Maize (Makka)	IRR	15	4	2456.57				
532	Belagavi	Savadatti	MUGALIHAI	GP	Maize (Makka)	IRR	215			Hobli Level	47	6228.65	
533	Belagavi	Savadatti	Munavalli(ULB)	GP	Maize (Makka)	IRR	58	4	3231.33				
534	Belagavi	Savadatti	MURGOD	GP	Maize (Makka)	IRR	75	4	2490.92				
535	Belagavi	Savadatti	RUDRAPUR	GP	Maize (Makka)	IRR	8	4	4941.13				
536	Belagavi	Savadatti	SANGARESHKOPPA	GP	Maize (Makka)	IRR	3			Hobli Level	34	5884.66	
537	Belagavi	Savadatti	SATTIGERI	GP	Maize (Makka)	IRR	325	4	8484.90				
538	Belagavi	Savadatti	Savadatti(ULB)	GP	Maize (Makka)	IRR	216	4	6645.84				
539	Belagavi	Savadatti	SHINDOGI	GP	Maize (Makka)	IRR	37	4	7633.05				
540	Belagavi	Savadatti	SHIRASANGI	GP	Maize (Makka)	IRR	38	4	7327.73				
541	Belagavi	Savadatti	SOPPADLA	GP	Maize (Makka)	IRR	185	4	6717.08				

Government of Karnataka
Directorate of Economics and Statistics
GP Level Average Yield data for Kharif season 2017-18

S.N	District	Taluk	Insurance Unit (hobli/ GP)	GP/HOBLI	Crop	IRR_RF	Area_Sown_Ha	No_CCE_Conducted	Average Yield(Kg/Ha)	Name_Of_Higher_Level	No_cce Conducted_Higher	Higher average Yield(Kg/Ha)	Synthetic Yield
542	Belagavi	Savadatti	SUTAGATTI	GP	Maize (Makka)	IRR	24	4	6605.13				
543	Belagavi	Savadatti	TADASALUR	GP	Maize (Makka)	IRR	600	4	2089.78				
544	Belagavi	Savadatti	TALLUR	GP	Maize (Makka)	IRR	147	4	7816.24				
545	Belagavi	Savadatti	TEGGIHAL	GP	Maize (Makka)	IRR	76	4	5389.95				
546	Belagavi	Savadatti	UGARAGOL	GP	Maize (Makka)	IRR	105	4	5546.68				
547	Belagavi	Savadatti	YAKKUNDI	GP	Maize (Makka)	IRR	16	4	7795.89				
548	Belagavi	Savadatti	YARAGATTI	GP	Maize (Makka)	IRR	15	4	3969.19				
549	Belagavi	Savadatti	YARAZARVI	GP	Maize (Makka)	IRR	40	4	5802.03				


Joint Director
Crop insurance scheme Division
Directorate of Economics and Statistics



Government of Karnataka
Directorate of Economics and Statistics
GP Level Average Yield data for Kharif season 2017-18

S.N	District	Taluk	Insurance Unit (hobli/ GP)	GP/HOBLI	Crop	IRR_RF	Area_Sown_Ha	No_CCE_Conducted	Average Yield(Kg/Ha)	Name_Of_Higher_Level	No_cce Conducted_Higher	Higher average Yield(Kg/Ha)	Synthetic Yield
1	Bengaluru Rural	Devanahalli	ALLOORU DUDDANAHALLI	GP	RAGI	RF	180	4	1326.31				
2	Bengaluru Rural	Devanahalli	ANNESWARA	GP	RAGI	RF	222	4	3117.18				
3	Bengaluru Rural	Devanahalli	AVATHI	GP	RAGI	RF	195	4	3058.30				
4	Bengaluru Rural	Devanahalli	BETTAKOTE	GP	RAGI	RF	146	4	2725.15				
5	Bengaluru Rural	Devanahalli	BIDALURU	GP	RAGI	RF	298	4	2735.20				
6	Bengaluru Rural	Devanahalli	BIJJAVARA	GP	RAGI	RF	211	4	2496.22				
7	Bengaluru Rural	Devanahalli	BOODIGERE	GP	RAGI	RF	152	4	1741.66				
8	Bengaluru Rural	Devanahalli	CHANNAHALLI	GP	RAGI	RF	213	4	2121.83				
9	Bengaluru Rural	Devanahalli	CHANNARAYAPATNA	GP	RAGI	RF	262	4	2480.41				
10	Bengaluru Rural	Devanahalli	GANGAVARACHOW DAPPANAHALLI	GP	RAGI	RF	323	4	2503.78				
11	Bengaluru Rural	Devanahalli	GODLUMUDDENAHALLI	GP	RAGI	RF	333	4	2781.27				
12	Bengaluru Rural	Devanahalli	HAROHALLI	GP	RAGI	RF	183	4	2933.12				
13	Bengaluru Rural	Devanahalli	I.BASAPURA	GP	RAGI	RF	275	4	2455.84				
14	Bengaluru Rural	Devanahalli	JALIGE	GP	RAGI	RF	460	4	1866.37				
15	Bengaluru Rural	Devanahalli	KANNAMANGALA	GP	RAGI	RF	246	4	2755.98				
16	Bengaluru Rural	Devanahalli	KARAHALLI	GP	RAGI	RF	398	4	1818.33				
17	Bengaluru Rural	Devanahalli	KOIRA	GP	RAGI	RF	397	4	2910.47				
18	Bengaluru Rural	Devanahalli	KORAMANGALA	GP	RAGI	RF	182	4	2545.42				

Government of Karnataka
Directorate of Economics and Statistics
GP Level Average Yield data for Kharif season 2017-18

S.N	District	Taluk	Insurance Unit (hobli/ GP)	GP/HOBLI	Crop	IRR_RF	Area_Sown_Ha	No_CCE_Conducted	Average Yield(Kg/Ha)	Name_Of_Higher_Level	No_cce_Conducted_Higher	Higher average Yield(Kg/Ha)	Synthetic yield
19	Bengaluru Rural	Devanahalli	KUNDANA	GP	RAGI	RF	335	4	3097.94				
20	Bengaluru Rural	Devanahalli	MANDIBELE	GP	RAGI	RF	220	4	3068.14				
21	Bengaluru Rural	Devanahalli	NALLURU	GP	RAGI	RF	462			Hobli Level	48	2364.51	
22	Bengaluru Rural	Devanahalli	VENKATAGIRIKOTE	GP	RAGI	RF	288	4	2289.78				
23	Bengaluru Rural	Devanahalli	VISHWANATHAPUR A	GP	RAGI	RF	548	4	3052.86				
24	Bengaluru Rural	Devanahalli	YELIYURU	GP	RAGI	RF	409	4	2226.56				
25	Bengaluru Rural	Doddaballapura	ARALUMALLIGE	GP	Maize (Makka)	RF	448	4	5981.35				
26	Bengaluru Rural	Doddaballapura	AROODI	GP	Maize (Makka)	RF	708	4	4702.25				
27	Bengaluru Rural	Doddaballapura	BASHETTIHALLI	GP	Maize (Makka)	RF	28	4	5677.31				
28	Bengaluru Rural	Doddaballapura	BHAKTHARAHALLI	GP	Maize (Makka)	RF	517	4	6112.41				
29	Bengaluru Rural	Doddaballapura	CHANNADEVIAGRAHARA	GP	Maize (Makka)	RF	94	4	3362.87				
30	Bengaluru Rural	Doddaballapura	DARGAJOGIHALLI	GP	Maize (Makka)	RF	40	4	4786.13				
31	Bengaluru Rural	Doddaballapura	DODDABELAVANGALA	GP	Maize (Makka)	RF	90	4	4264.53				
32	Bengaluru Rural	Doddaballapura	DODDATHUMAKURU	GP	Maize (Makka)	RF	173	4	4882.48				
33	Bengaluru Rural	Doddaballapura	HADONAHALLI	GP	Maize (Makka)	RF	54	4	6495.09				
34	Bengaluru Rural	Doddaballapura	HADRIPURA	GP	Maize (Makka)	RF	167	4	6906.60				
35	Bengaluru Rural	Doddaballapura	HANABE	GP	Maize (Makka)	RF	256	4	7139.88				
36	Bengaluru Rural	Doddaballapura	HEGGADIHALLI	GP	Maize (Makka)	RF	8	4	3805.84				

Government of Karnataka
Directorate of Economics and Statistics
GP Level Average Yield data for Kharif season 2017-18

S.N	District	Taluk	Insurance Unit (hobli/ GP)	GP/HOBLI	Crop	IRR_RF	Area_Sown_Ha	No_CCE_Conducted	Average Yield(Kg/Ha)	Name_Of_Higher_Level	No_cce Conducted_Higher	Higher average Yield(Kg/Ha)	Synthetic yield
37	Bengaluru Rural	Doddaballapura	HONNAVARA	GP	Maize (Makka)	RF	163	4	2674.69				
38	Bengaluru Rural	Doddaballapura	HOSAHALLI	GP	Maize (Makka)	RF	684	4	4306.76				
39	Bengaluru Rural	Doddaballapura	HULIKUNTE	GP	Maize (Makka)	RF	117	4	3074.55				
40	Bengaluru Rural	Doddaballapura	KADANURU	GP	Maize (Makka)	RF	113	4	4356.27				
41	Bengaluru Rural	Doddaballapura	KANASAVADI	GP	Maize (Makka)	RF	71	4	4049.60				
42	Bengaluru Rural	Doddaballapura	KANTANAKUNTE	GP	Maize (Makka)	RF	94	4	5504.31				
43	Bengaluru Rural	Doddaballapura	KESTURU	GP	Maize (Makka)	RF	331	4	5457.13				
44	Bengaluru Rural	Doddaballapura	KODIGEHALLI	GP	Maize (Makka)	RF	195	4	5257.93				
45	Bengaluru Rural	Doddaballapura	KONAGHATTA	GP	Maize (Makka)	RF	154	4	5409.95				
46	Bengaluru Rural	Doddaballapura	MAJARAHOSAHALLI	GP	Maize (Makka)	RF	74	4	3758.66				
47	Bengaluru Rural	Doddaballapura	MELEKOTE	GP	Maize (Makka)	RF	82	4	3769.14				
48	Bengaluru Rural	Doddaballapura	MELINAJOOGANAHALLI (S.S.GHATI)	GP	Maize (Makka)	RF	267	4	4864.76				
49	Bengaluru Rural	Doddaballapura	RAJAGHATTA	GP	Maize (Makka)	RF	50	4	3826.81				
50	Bengaluru Rural	Doddaballapura	SAKKAREGOLLAHALLI	GP	Maize (Makka)	RF	316	4	5942.03				
51	Bengaluru Rural	Doddaballapura	SASALU	GP	Maize (Makka)	RF	811	4	3925.36				
52	Bengaluru Rural	Doddaballapura	THUGERE	GP	Maize (Makka)	RF	82	4	4441.89				
53	Bengaluru Rural	Doddaballapura	TIPPURU	GP	Maize (Makka)	RF	189	4	5640.08				
54	Bengaluru Rural	Doddaballapura	ARALUMALLIGE	GP	RAGI	RF	213	4	2738.66				

Government of Karnataka
Directorate of Economics and Statistics
GP Level Average Yield data for Kharif season 2017-18

S.N	District	Taluk	Insurance Unit (hobli/ GP)	GP/HOBLI	Crop	IRR_RF	Area_Sown_Ha	No_CCE_Conducted	Average Yield(Kg/Ha)	Name_Of_Higher_Level	No_cce Conducted_Higher	Higher average Yield(Kg/Ha)	Synthetic Yield
55	Bengaluru Rural	Doddaballapura	AROODI	GP	RAGI	RF	548	4	2394.79				
56	Bengaluru Rural	Doddaballapura	BASHETTIHALLI	GP	RAGI	RF	174	4	2563.01				
57	Bengaluru Rural	Doddaballapura	BHAKTHARAHALLI	GP	RAGI	RF	612	4	2209.24				
58	Bengaluru Rural	Doddaballapura	CHANNADEVIAGRAHARA	GP	RAGI	RF	197	4	1102.14				
59	Bengaluru Rural	Doddaballapura	DARGAJOGIHALLI	GP	RAGI	RF	16	4	2889.57				
60	Bengaluru Rural	Doddaballapura	DODDABELAVANGALA	GP	RAGI	RF	333	4	2894.52				
61	Bengaluru Rural	Doddaballapura	DODDATHUMAKURU	GP	RAGI	RF	252	4	2055.85				
62	Bengaluru Rural	Doddaballapura	HADONAHALLI	GP	RAGI	RF	442	4	3260.67				
63	Bengaluru Rural	Doddaballapura	HADRIPIRA	GP	RAGI	RF	460	4	2731.24				
64	Bengaluru Rural	Doddaballapura	HANABE	GP	RAGI	RF	404	4	2958.85				
65	Bengaluru Rural	Doddaballapura	HEGGADIHALLI	GP	RAGI	RF	472	4	2330.46				
66	Bengaluru Rural	Doddaballapura	HONNAVARA	GP	RAGI	RF	448	4	2929.16				
67	Bengaluru Rural	Doddaballapura	HOSAHALLI	GP	RAGI	RF	474	4	2622.39				
68	Bengaluru Rural	Doddaballapura	HULIKUNTE	GP	RAGI	RF	478	4	2266.14				
69	Bengaluru Rural	Doddaballapura	KADANURU	GP	RAGI	RF	160	4	2674.34				
70	Bengaluru Rural	Doddaballapura	KANASAVADI	GP	RAGI	RF	274	4	2705.68				
71	Bengaluru Rural	Doddaballapura	KANTANAKUNTE	GP	RAGI	RF	481			Hobli Level	59	2652.68	
72	Bengaluru Rural	Doddaballapura	KESTURU	GP	RAGI	RF	552	4	2478.90				

Government of Karnataka
Directorate of Economics and Statistics
GP Level Average Yield data for Kharif season 2017-18

S.N	District	Taluk	Insurance Unit (hobli/ GP)	GP/HOBLI	Crop	IRR_RF	Area_Sown_Ha	No_CCE_Conducted	Average Yield(Kg/Ha)	Name_Of_Higher_Level	No_cce Conducted_Higher	Higher average Yield(Kg/Ha)	Synthetic Yield
73	Bengaluru Rural	Doddaballapura	KODIGEHALI	GP	RAGI	RF	167	4	2923.22				
74	Bengaluru Rural	Doddaballapura	KONAGHATTA	GP	RAGI	RF	509	4	2773.30				
75	Bengaluru Rural	Doddaballapura	MAJARAHOSAHALLI	GP	RAGI	RF	119	4	2477.87				
76	Bengaluru Rural	Doddaballapura	MELEKOTE	GP	RAGI	RF	402	4	2901.94				
77	Bengaluru Rural	Doddaballapura	MELINAJOOGANAHALLI (S.S.GHATI)	GP	RAGI	RF	446	4	2944.00				
78	Bengaluru Rural	Doddaballapura	RAJAGHATTA	GP	RAGI	RF	545	4	2498.69				
79	Bengaluru Rural	Doddaballapura	SAKKAREGOLLAHALI	GP	RAGI	RF	595	4	2871.43				
80	Bengaluru Rural	Doddaballapura	SASALU	GP	RAGI	RF	765	4	2829.10				
81	Bengaluru Rural	Doddaballapura	THUGERE	GP	RAGI	RF	678	4	2854.94				
82	Bengaluru Rural	Doddaballapura	TIPPURU	GP	RAGI	RF	453	4	1976.69				
83	Bengaluru Rural	Hoskote	ANUGONDANAHALLI	GP	RAGI	RF	103	4	1217.18				
84	Bengaluru Rural	Hoskote	BYLANARASAPURA	GP	RAGI	RF	162	4	2377.88				
85	Bengaluru Rural	Hoskote	CHOKKAHALI	GP	RAGI	RF	203	4	1226.83				
86	Bengaluru Rural	Hoskote	DEVANAGONDI	GP	RAGI	RF	160	4	1944.53				
87	Bengaluru Rural	Hoskote	DODDAGATTIGANABBE	GP	RAGI	RF	364	4	2842.57				
88	Bengaluru Rural	Hoskote	DODDAHULLURU	GP	RAGI	RF	219	4	1125.65				
89	Bengaluru Rural	Hoskote	DODDANALLALA	GP	RAGI	RF	426	4	2144.92				
90	Bengaluru Rural	Hoskote	DODDARALAGERE	GP	RAGI	RF	501	4	2770.03				

Government of Karnataka
Directorate of Economics and Statistics
GP Level Average Yield data for Kharif season 2017-18


S.N	District	Taluk	Insurance Unit (hobli/ GP)	GP/HOBLI	Crop	IRR_RF	Area_Sown_Ha	No_CCE_Conducted	Average Yield(Kg/Ha)	Name_Of_Higher_Level	No_cce_Conducted_Higher	Higher average Yield(Kg/Ha)	Synthetic Yield
91	Bengaluru Rural	Hoskote	GANAGALURU	GP	RAGI	RF	300	4	1088.54				
92	Bengaluru Rural	Hoskote	GIDDAPPANAHALLI	GP	RAGI	RF	291	4	2313.38				
93	Bengaluru Rural	Hoskote	HETTAKKI	GP	RAGI	RF	266	4	2731.89				
94	Bengaluru Rural	Hoskote	ITTASANDRA	GP	RAGI	RF	288	4	2144.37				
95	Bengaluru Rural	Hoskote	JADIGENAHALLI	GP	RAGI	RF	238	4	3255.28				
96	Bengaluru Rural	Hoskote	KALKUNTE AGRAHARA	GP	RAGI	RF	83	4	2308.20				
97	Bengaluru Rural	Hoskote	KAMBALIPURA	GP	RAGI	RF	390	4	3108.77				
98	Bengaluru Rural	Hoskote	KHAJI HOSAHALLI	GP	RAGI	RF	247	4	1710.00				
99	Bengaluru Rural	Hoskote	KUMBALAHALLI	GP	RAGI	RF	231	4	1682.29				
100	Bengaluru Rural	Hoskote	LAKKONDAHALLI	GP	RAGI	RF	191	4	2956.37				
101	Bengaluru Rural	Hoskote	MUGABALA	GP	RAGI	RF	339	4	2274.05				
102	Bengaluru Rural	Hoskote	MUTSANDRA	GP	RAGI	RF	163	4	1241.43				
103	Bengaluru Rural	Hoskote	NANDAGUDI	GP	RAGI	RF	257	4	2572.91				
104	Bengaluru Rural	Hoskote	NELAVAGILU	GP	RAGI	RF	328	4	3137.41				
105	Bengaluru Rural	Hoskote	OROHALLI	GP	RAGI	RF	284	4	2563.01				
106	Bengaluru Rural	Hoskote	SAMETHANAHALLI	GP	RAGI	RF	146	4	1863.71				
107	Bengaluru Rural	Hoskote	SHIVANAPURA	GP	RAGI	RF	395	4	2439.81				
108	Bengaluru Rural	Hoskote	SULIBELE	GP	RAGI	RF	57	4	2130.35				

Government of Karnataka
Directorate of Economics and Statistics
GP Level Average Yield data for Kharif season 2017-18

S.N	District	Taluk	Insurance Unit (hobli/ GP)	GP/HOBLI	Crop	IRR_RF	Area_Sown_Ha	No_CCE_Conducted	Average Yield(Kg/Ha)	Name_Of_Higher_Level	No_cce_Conducted_Higher	Higher average Yield(Kg/Ha)	Synthetic Yield
109	Bengaluru Rural	Hoskote	THAVAREKERE	GP	RAGI	RF	214	4	2075.29				
110	Bengaluru Rural	Hoskote	VAGATA	GP	RAGI	RF	295	4	2231.51				
111	Bengaluru Rural	Nelamangala	AGALAKUPPE	GP	RAGI	RF	428	4	2978.64				
112	Bengaluru Rural	Nelamangala	AREBOMMANAHALL	GP	RAGI	RF	617	4	2956.37				
113	Bengaluru Rural	Nelamangala	ARISHINAKUNTE	GP	RAGI	RF	90	4	1663.98				
114	Bengaluru Rural	Nelamangala	BASAVANAHALLI	GP	RAGI	RF	4	4	1687.24				
115	Bengaluru Rural	Nelamangala	BOODIHAL	GP	RAGI	RF	454	4	2622.39				
116	Bengaluru Rural	Nelamangala	DODDABELE	GP	RAGI	RF	640	4	1852.99				
117	Bengaluru Rural	Nelamangala	GOLLAHALLI	GP	RAGI	RF	433	4	2214.19				
118	Bengaluru Rural	Nelamangala	HASIRUVALLI	GP	RAGI	RF	601	4	2394.79				
119	Bengaluru Rural	Nelamangala	HONNEHALLI	GP	RAGI	RF	497	4	2866.57				
120	Bengaluru Rural	Nelamangala	KALALUGHATTA	GP	RAGI	RF	192	4	2401.37				
121	Bengaluru Rural	Nelamangala	KODIGEHALI	GP	RAGI	RF	278	4	2790.12				
122	Bengaluru Rural	Nelamangala	KULUVANAHALLI	GP	RAGI	RF	333	4	2538.28				
123	Bengaluru Rural	Nelamangala	MANNE	GP	RAGI	RF	241	4	3117.18				
124	Bengaluru Rural	Nelamangala	MARALUKUNTE	GP	RAGI	RF	877	4	2493.74				
125	Bengaluru Rural	Nelamangala	NARASIPURA	GP	RAGI	RF	527	4	2929.78				
126	Bengaluru Rural	Nelamangala	SHIVAGANGE	GP	RAGI	RF	741	4	2417.05				

Government of Karnataka
Directorate of Economics and Statistics
GP Level Average Yield data for Kharif season 2017-18

S.N	District	Taluk	Insurance Unit (hobli/ GP)	GP/HOBLI	Crop	IRR_RF	Area_Sown_Ha	No_CCE_Conducted	Average Yield(Kg/Ha)	Name_Of_Higher_Level	No_cce Conducted_Higher	Higher average Yield(Kg/Ha)	Synthetic field
127	Bengaluru Rural	Nelamangala	SHREENIVASAPURA	GP	RAGI	RF	540	4	2003.90				
128	Bengaluru Rural	Nelamangala	SOLADEVANAHALLI	GP	RAGI	RF	899	4	2459.10				
129	Bengaluru Rural	Nelamangala	SOMPURA	GP	RAGI	RF	209	4	2706.50				
130	Bengaluru Rural	Nelamangala	T.BEGURU	GP	RAGI	RF	238	4	2206.76				
131	Bengaluru Rural	Nelamangala	THAYAMAGONDLU	GP	RAGI	RF	38	4	1258.62				
132	Bengaluru Rural	Nelamangala	VAJARAHALI	GP	RAGI	RF	48	4	2588.25				
133	Bengaluru Rural	Nelamangala	VISHWFESHWARAPI RA	GP	RAGI	RF	232	4	2246.35				
134	Bengaluru Rural	Nelamangala	YANTAGANAHALLI	GP	RAGI	RF	568	4	1883.67				


Joint Director
Crop insurance scheme Division
Directorate of Economics and Statistics



Government of Karnataka
Directorate of Economics and Statistics
GP Level Average Yield data for Kharif season 2017-18

S.N	District	Taluk	Insurance Unit (hobli/ GP)	GP/HOBLI	Crop	IRR_RF	Area_Sown_Ha	No_CCE_Conducted	Average Yield(Kg/Ha)	Name_Of_Higher_Level	No_cce_Conducted_Higher	Higher average Yield(Kg/Ha)	Synthetic Yield
1	Bengaluru Urban	Anekal	BALLURU	GP	RAGI	RF	164	4	1217.19				
2	Bengaluru Urban	Anekal	BANNERUGHATTA	GP	RAGI	RF	52			Hobli Level	11	1098.06	
3	Bengaluru Urban	Anekal	BIDARAGUPPE	GP	RAGI	RF	283	4	1794.22				
4	Bengaluru Urban	Anekal	BILLAPURA	GP	RAGI	RF	120	4	1793.61				
5	Bengaluru Urban	Anekal	BYAGADADENAHALLI	GP	RAGI	RF	131			Hobli Level	13	1895.88	
6	Bengaluru Urban	Anekal	DOMMASANDRA	GP	RAGI	RF	27	4	761.98				
7	Bengaluru Urban	Anekal	HANDENAHALLI	GP	RAGI	RF	128	4	1588.28				
8	Bengaluru Urban	Anekal	HARAGADDE	GP	RAGI	RF	141			Hobli Level	28	1464.35	
9	Bengaluru Urban	Anekal	HENNAGARA	GP	RAGI	RF	34	4	1952.44				
10	Bengaluru Urban	Anekal	HULIMANGALA	GP	RAGI	RF	92	4	1222.13				
11	Bengaluru Urban	Anekal	HUSKURU	GP	RAGI	RF	53	4	432.94				
12	Bengaluru Urban	Anekal	INDLAWADI	GP	RAGI	RF	934			Hobli Level	35	1596.21	
13	Bengaluru Urban	Anekal	KALLUBALU	GP	RAGI	RF	58	4	1470.52				
14	Bengaluru Urban	Anekal	KARPUR	GP	RAGI	RF	625	4	1758.98				
15	Bengaluru Urban	Anekal	MANTAPA	GP	RAGI	RF	152	4	884.19				
16	Bengaluru Urban	Anekal	MARASURU	GP	RAGI	RF	380	4	972.26				
17	Bengaluru Urban	Anekal	MAYASANDRA	GP	RAGI	RF	218	4	964.94				
18	Bengaluru Urban	Anekal	MUGULURU	GP	RAGI	RF	276	4	942.82				

Government of Karnataka
Directorate of Economics and Statistics
GP Level Average Yield data for Kharif season 2017-18

S.N	District	Taluk	Insurance Unit (hobli/ GP)	GP/HOBLI	Crop	IRR_RF	Area_Sown_Ha	No_CCE_Conducted	Average Yield(Kg/Ha)	Name_Of_Higher_Level	No_cce Conducted_Higher	Higher average Yield(Kg/Ha)	Synthetic yield
19	Bengaluru Urban	Anekal	MUTHTHANALLURU	GP	RAGI	RF	137	4	524.48				
20	Bengaluru Urban	Anekal	NERALURU	GP	RAGI	RF	99			Hobli Level	15	5189.82	
21	Bengaluru Urban	Anekal	NERIGA	GP	RAGI	RF	274	4	1251.82				
22	Bengaluru Urban	Anekal	RAGIHALLI	GP	RAGI	RF	69	4	1059.30				
23	Bengaluru Urban	Anekal	SAMANDURU	GP	RAGI	RF	456	4	1301.30				
24	Bengaluru Urban	Anekal	SARJAPURA	GP	RAGI	RF	62	4	873.21				
25	Bengaluru Urban	Anekal	SHANTIPURA	GP	RAGI	RF	14	4	1024.22				
26	Bengaluru Urban	Anekal	SURAGAJAKKANAHALLI	GP	RAGI	RF	260					1012.00	Y
27	Bengaluru Urban	Anekal	VANAKANAHALLI	GP	RAGI	RF	351					1623.00	Y
28	Bengaluru Urban	Anekal	YAMARE	GP	RAGI	RF	169			Hobli Level	27	1198.82	
29	Bengaluru Urban	Bengaluru North	AALLOORU	GP	RAGI	RF	80	4	2669.39				
30	Bengaluru Urban	Bengaluru North	DAASANAPURA	GP	RAGI	RF	12	4	1068.75				
31	Bengaluru Urban	Bengaluru North	GOPALAPURA	GP	RAGI	RF	163	4	3752.98				
32	Bengaluru Urban	Bengaluru North	HUSKOOR	GP	RAGI	RF	222	4	2558.06				
33	Bengaluru Urban	Bengaluru North	KITHANA HALLI	GP	RAGI	RF	161	4	2498.69				
34	Bengaluru Urban	Bengaluru North	KODIGE HALLI	GP	RAGI	RF	5	4	2071.43				
35	Bengaluru Urban	Bengaluru North	LAKSHMIPURA	GP	RAGI	RF	30	4	1730.78				
36	Bengaluru Urban	Bengaluru North	MAACHOHALLI	GP	RAGI	RF	22	4	1360.73				

91

Government of Karnataka
Directorate of Economics and Statistics
GP Level Average Yield data for Kharif season 2017-18


S.N	District	Taluk	Insurance Unit (hobli/ GP)	GP/HOBLI	Crop	IRR_RF	Area_Sown_Ha	No_CCE_Conducted	Average Yield(Kg/Ha)	Name_Of_Higher_Level	No_cce Conducted_Higher	Higher average Yield(Kg/Ha)	Synthetic yield
37	Bengaluru Urban	Bengaluru North	MAADANAAYAKANA HALLI	GP	RAGI	RF	2	4	3414.05				
38	Bengaluru Urban	Bengaluru North	MAADAVAARA	GP	RAGI	RF	3	4	2073.17				
39	Bengaluru Urban	Bengaluru North	SOMASHETTIHALLI	GP	RAGI	RF	5	4	2785.67				
40	Bengaluru Urban	Bengaluru North	SONDEKOPPA	GP	RAGI	RF	156			Hobli Level	7	2303.42	
41	Bengaluru Urban	Bengaluru South	AGARA	GP	RAGI	RF	318	4	2177.08				
42	Bengaluru Urban	Bengaluru South	AJJANAHALLI	GP	RAGI	RF	150	4	2804.94				
43	Bengaluru Urban	Bengaluru South	CHANNENA HALLI	GP	RAGI	RF	262	4	2156.77				
44	Bengaluru Urban	Bengaluru South	CHIKKANA HALLI	GP	RAGI	RF	138	4	2104.16				
45	Bengaluru Urban	Bengaluru South	CHOLANAYAKANA HALLI	GP	RAGI	RF	527	4	2849.86				
46	Bengaluru Urban	Bengaluru South	CHUNCHANA KUPPE	GP	RAGI	RF	268	4	2003.25				
47	Bengaluru Urban	Bengaluru South	DODDA THOGURU	GP	RAGI	RF	13	4	2418.74				
48	Bengaluru Urban	Bengaluru South	H. GOLLAHALLI	GP	RAGI	RF	408	4	2775.77				
49	Bengaluru Urban	Bengaluru South	K. GOLLAHALLI	GP	RAGI	RF	150	4	1886.92				
50	Bengaluru Urban	Bengaluru South	KAGGALIPURA	GP	RAGI	RF	132	4	2095.44				
51	Bengaluru Urban	Bengaluru South	KUMBALAGODU	GP	RAGI	RF	32	4	2804.34				
52	Bengaluru Urban	Bengaluru South	NELAGULI	GP	RAGI	RF	472	4	2238.80				
53	Bengaluru Urban	Bengaluru South	RAMOHALLI	GP	RAGI	RF	206	4	1360.67				
54	Bengaluru Urban	Bengaluru South	SOMANA HALLI	GP	RAGI	RF	292	4	2535.80				

Government of Karnataka
Directorate of Economics and Statistics
GP Level Average Yield data for Kharif season 2017-18

S.N	District	Taluk	Insurance Unit (hobli/ GP)	GP/HOBLI	Crop	IRR_RF	Area_Sown_Ha	No_CCE_Conducted	Average Yield(Kg/Ha)	Name_Of_Higher_Level	No_cce Conducted_Higher	Higher average Yield(Kg/Ha)	Synthetic Yield
55	Bengaluru Urban	Bengaluru South	SOOLIKERE	GP	RAGI	RF	103	4	2503.64				
56	Bengaluru Urban	Bengaluru South	THARALU	GP	RAGI	RF	301	4	1991.58				
57	Bengaluru Urban	Bengaluru South	THAVAREKERE	GP	RAGI	RF	165	4	2383.77				
58	Bengaluru Urban	Bengaluru-East	AVALAHALLI	GP	RAGI	RF	5	4	2040.27				
59	Bengaluru Urban	Bengaluru-East	BIDARAHALLI	GP	RAGI	RF	137	4	1380.47				
60	Bengaluru Urban	Bengaluru-East	DODDABANAHALLI	GP	RAGI	RF	17	4	1809.94				
61	Bengaluru Urban	Bengaluru-East	DODDAGUBBI	GP	RAGI	RF	37	4	2363.86				
62	Bengaluru Urban	Bengaluru-East	KANNURU	GP	RAGI	RF	120	4	1693.72				
63	Bengaluru Urban	Bengaluru-East	MANDURU	GP	RAGI	RF	187	4	2246.60				
64	Bengaluru Urban	Bengaluru-East	SHEEGEHALLI	GP	RAGI	RF	5	4	2704.03				
65	Bengaluru Urban	Yalahanka	ARAKERE	GP	RAGI	RF	325	4	2444.26				
66	Bengaluru Urban	Yalahanka	BAAGALLOORU	GP	RAGI	RF	132	4	882.71				
67	Bengaluru Urban	Yalahanka	BANDIKODAGE HALLI	GP	RAGI	RF	253	4	2523.43				
68	Bengaluru Urban	Yalahanka	BETTA HALSOORU	GP	RAGI	RF	168	4	3045.44				
69	Bengaluru Urban	Yalahanka	CHIKKA JAALA	GP	RAGI	RF	10	4	2119.35				
70	Bengaluru Urban	Yalahanka	DODDA JAALA	GP	RAGI	RF	171	4	1740.01				
71	Bengaluru Urban	Yalahanka	GANTIGAANAHALLI	GP	RAGI	RF	86	4	3735.47				
72	Bengaluru Urban	Yalahanka	HESARU GHATTA	GP	RAGI	RF	118	4	1426.48				

Government of Karnataka
Directorate of Economics and Statistics
GP Level Average Yield data for Kharif season 2017-18

S.N	District	Taluk	Insurance Unit (hobli/ GP)	GP/HOBLI	Crop	IRR_RF	Area_Sown_Ha	No_CCE_Conducted	Average Yield(Kg/Ha)	Name_Of_Higher_Level	No_cce_Conducted_Higher	Higher average Yield(Kg/Ha)	Synthetic yield
73	Bengaluru Urban	Yalahanka	HUNASEMAARANA HALLI	GP	RAGI	RF	46	4	1209.76				
74	Bengaluru Urban	Yalahanka	HURALICHIKKANA HALLI	GP	RAGI	RF	102	4	2060.80				
75	Bengaluru Urban	Yalahanka	KASAGATTA PURA	GP	RAGI	RF	124	4	2177.08				
76	Bengaluru Urban	Yalahanka	MARENAHALLI	GP	RAGI	RF	208	4	2229.03				
77	Bengaluru Urban	Yalahanka	MEENUKUNTE	GP	RAGI	RF	113	4	1474.47				
78	Bengaluru Urban	Yalahanka	RAJAANU KUNTE	GP	RAGI	RF	141	4	2084.55				
79	Bengaluru Urban	Yalahanka	SATHANOORU	GP	RAGI	RF	112	4	2006.37				
80	Bengaluru Urban	Yalahanka	SHIVA KOTE	GP	RAGI	RF	377	4	2721.35				
81	Bengaluru Urban	Yalahanka	SINGANAAYAKANA HALLI	GP	RAGI	RF	139	4	2332.94				
82	Bengaluru Urban	Yalahanka	SONNAPPANA HALLI	GP	RAGI	RF	6			Hobli Level	26	2004.45	
83	Bengaluru Urban	Yalahanka	SONNENA HALLI	GP	RAGI	RF	104	4	2204.29				


Joint Director
Crop insurance scheme Division
Directorate of Economics and Statistics

②

Government of Karnataka
Directorate of Economics and Statistics
GP Level Average Yield data for Kharif season 2017-18

S.N	District	Taluk	Insurance Unit (hobli/ GP)	GP/HOBLI	Crop	IRR_RF	Area_Sown_Ha	No_CCE_Conducted	Average Yield(Kg/Ha)	Name_Of_Higher_Level	No_cce_Conducted_Higher	Higher average Yield(Kg/Ha)	Synthetic Yield
1	Bidar	Aurad	Aurad (ULB)	GP	Pigeon pea (red gram/arhar/tur)	RF	209	4	1063.40				
2	Bidar	Aurad	BADALGAON	GP	Pigeon pea (red gram/arhar/tur)	RF	398	4	1330.12				
3	Bidar	Aurad	BALAT (B)	GP	Pigeon pea (red gram/arhar/tur)	RF	198	4	1691.97				
4	Bidar	Aurad	BELKONI (BH)	GP	Pigeon pea (red gram/arhar/tur)	RF	464	4	1348.26				
5	Bidar	Aurad	BELKONI (CH)	GP	Pigeon pea (red gram/arhar/tur)	RF	284	4	1231.73				
6	Bidar	Aurad	BHANDARKUMTHA	GP	Pigeon pea (red gram/arhar/tur)	RF	622	4	1300.62				
7	Bidar	Aurad	BONTHI	GP	Pigeon pea (red gram/arhar/tur)	RF	726	4	1255.55				
8	Bidar	Aurad	CHANDOORI	GP	Pigeon pea (red gram/arhar/tur)	RF	230	4	1499.41				
9	Bidar	Aurad	CHIKLI (J)	GP	Pigeon pea (red gram/arhar/tur)	RF	490	4	1371.23				
10	Bidar	Aurad	CHIKLI (U)	GP	Pigeon pea (red gram/arhar/tur)	RF	576	4	1347.40				
11	Bidar	Aurad	CHIMEGAON	GP	Pigeon pea (red gram/arhar/tur)	RF	355	4	1573.97				
12	Bidar	Aurad	CHINTAKI	GP	Pigeon pea (red gram/arhar/tur)	RF	453	4	1631.56				
13	Bidar	Aurad	DABKA (CH)	GP	Pigeon pea (red gram/arhar/tur)	RF	515	4	1348.26				

Government of Karnataka
Directorate of Economics and Statistics
GP Level Average Yield data for Kharif season 2017-18

S.N	District	Taluk	Insurance Unit (hobli/ GP)	GP/HOBLI	Crop	IRR_RF	Area_Sown_Ha	No_CCE_Conducted	Average Yield(Kg/Ha)	Name_Of_Higher_Level	No_cce Conducted_Higher	Higher average Yield(Kg/Ha)	Synthetic Yield
14	Bidar	Aurad	DHUPATMAHAGAO N	GP	Pigeon pea (red gram/arhar/tur)	RF	323	4	918.99				
15	Bidar	Aurad	DIGGI	GP	Pigeon pea (red gram/arhar/tur)	RF	284	4	1279.92				
16	Bidar	Aurad	DONGAON (M)	GP	Pigeon pea (red gram/arhar/tur)	RF	332	4	1276.03				
17	Bidar	Aurad	EKAMBA	GP	Pigeon pea (red gram/arhar/tur)	RF	537	4	1303.92				
18	Bidar	Aurad	EKLAR	GP	Pigeon pea (red gram/arhar/tur)	RF	344	4	1112.47				
19	Bidar	Aurad	GUDAPALLI	GP	Pigeon pea (red gram/arhar/tur)	RF	471	4	1457.09				
20	Bidar	Aurad	HEDGAPUR	GP	Pigeon pea (red gram/arhar/tur)	RF	262	4	1321.91				
21	Bidar	Aurad	HOKRANA	GP	Pigeon pea (red gram/arhar/tur)	RF	292	4	1583.65				
22	Bidar	Aurad	HOLSAMUDRA	GP	Pigeon pea (red gram/arhar/tur)	RF	422	4	1463.54				
23	Bidar	Aurad	JAMBAGI	GP	Pigeon pea (red gram/arhar/tur)	RF	995	4	1185.02				
24	Bidar	Aurad	JOJANA	GP	Pigeon pea (red gram/arhar/tur)	RF	498	4	1299.89				
25	Bidar	Aurad	KAMALANAGAR	GP	Pigeon pea (red gram/arhar/tur)	RF	337	4	1444.99				
26	Bidar	Aurad	KHED	GP	Pigeon pea (red gram/arhar/tur)	RF	268	4	952.20				

Government of Karnataka
Directorate of Economics and Statistics
GP Level Average Yield data for Kharif season 2017-18

S.N	District	Taluk	Insurance Unit (hobli/ GP)	GP/HOBLI	Crop	IRR_RF	Area_Sown_Ha	No_CCE_Conducted	Average Yield(Kg/Ha)	Name_Of_Higher_Level	No_cce Conducted_Higher	Higher average Yield(Kg/Ha)	Synthetic Yield
27	Bidar	Aurad	KOREKAL	GP	Pigeon pea (red gram/arhar/tur)	RF	538	4	1245.48				
28	Bidar	Aurad	KOUTH (B)	GP	Pigeon pea (red gram/arhar/tur)	RF	978	4	1240.35				
29	Bidar	Aurad	LADHA	GP	Pigeon pea (red gram/arhar/tur)	RF	648	4	1303.92				
30	Bidar	Aurad	MADNUR	GP	Pigeon pea (red gram/arhar/tur)	RF	280	4	1430.89				
31	Bidar	Aurad	MUDHOL (B)	GP	Pigeon pea (red gram/arhar/tur)	RF	419	4	1222.44				
32	Bidar	Aurad	MURKI	GP	Pigeon pea (red gram/arhar/tur)	RF	295	4	1439.52				
33	Bidar	Aurad	NAGMARPALLI	GP	Pigeon pea (red gram/arhar/tur)	RF	702	4	1338.58				
34	Bidar	Aurad	SANTHPUR	GP	Pigeon pea (red gram/arhar/tur)	RF	311	4	1213.23				
35	Bidar	Aurad	SHEMBELLI	GP	Pigeon pea (red gram/arhar/tur)	RF	615	4	1567.93				
36	Bidar	Aurad	SONALA	GP	Pigeon pea (red gram/arhar/tur)	RF	378	4	1357.93				
37	Bidar	Aurad	SUNDAL	GP	Pigeon pea (red gram/arhar/tur)	RF	477	4	1229.35				
38	Bidar	Aurad	THANAKUSHNOOR	GP	Pigeon pea (red gram/arhar/tur)	RF	466	4	1244.74				
39	Bidar	Aurad	TORNA	GP	Pigeon pea (red gram/arhar/tur)	RF	337	4	1648.54				

Government of Karnataka
Directorate of Economics and Statistics
GP Level Average Yield data for Kharif season 2017-18

S.N	District	Taluk	Insurance Unit (hobli/ GP)	GP/HOBLI	Crop	IRR_RF	Area_Sown_Ha	No_CCE_Conducted	Average Yield(Kg/Ha)	Name_Of_Higher_Level	No_cce Conducted_Higher	Higher average Yield(Kg/Ha)	Synthetic Yield
40	Bidar	Aurad	WADGAON (D)	GP	Pigeon pea (red gram/arhar/tur)	RF	857	4	1122.54				
41	Bidar	Aurad	Aurad (ULB)	GP	Soybean (bhat)	RF	506	4	2119.37				
42	Bidar	Aurad	BADALGAON	GP	Soybean (bhat)	RF	1405	4	1972.66				
43	Bidar	Aurad	BALAT (B)	GP	Soybean (bhat)	RF	538	4	1564.49				
44	Bidar	Aurad	BELKONI (BH)	GP	Soybean (bhat)	RF	1543	4	1776.32				
45	Bidar	Aurad	BELKONI (CH)	GP	Soybean (bhat)	RF	1377	4	2084.67				
46	Bidar	Aurad	BHANDARKUMTHA	GP	Soybean (bhat)	RF	1210	4	2337.90				
47	Bidar	Aurad	BONTHI	GP	Soybean (bhat)	RF	1577	4	1944.33				
48	Bidar	Aurad	CHANDOORI	GP	Soybean (bhat)	RF	632	4	1457.75				
49	Bidar	Aurad	CHIKLI (J)	GP	Soybean (bhat)	RF	1015	4	2296.50				
50	Bidar	Aurad	CHIKLI (U)	GP	Soybean (bhat)	RF	1032	4	2034.60				
51	Bidar	Aurad	CHIMEGAON	GP	Soybean (bhat)	RF	1113	4	2248.95				
52	Bidar	Aurad	CHINTAKI	GP	Soybean (bhat)	RF	1562	4	2315.93				
53	Bidar	Aurad	DABKA (CH)	GP	Soybean (bhat)	RF	1066	4	2153.41				
54	Bidar	Aurad	DHUPATMAHAGAO N	GP	Soybean (bhat)	RF	710	4	1692.64				
55	Bidar	Aurad	DIGGI	GP	Soybean (bhat)	RF	877	4	1669.39				
56	Bidar	Aurad	DONGAON (M)	GP	Soybean (bhat)	RF	1323	4	2069.06				
57	Bidar	Aurad	EKAMBA	GP	Soybean (bhat)	RF	1779	4	2914.41				

Government of Karnataka
Directorate of Economics and Statistics
GP Level Average Yield data for Kharif season 2017-18

S.N	District	Taluk	Insurance Unit (hobli/ GP)	GP/HOBLI	Crop	IRR_RF	Area_Sown_Ha	No_CCE_Conducted	Average Yield(Kg/Ha)	Name_Of_Higher_Level	No_cce Conducted_Higher	Higher average Yield(Kg/Ha)	Synthetic Yield
58	Bidar	Aurad	EKLAR	GP	Soybean (bhat)	RF	1315	4	2234.02				
59	Bidar	Aurad	GUDAPALLI	GP	Soybean (bhat)	RF	1092	4	2076.54				
60	Bidar	Aurad	HEDGAPUR	GP	Soybean (bhat)	RF	873	4	1459.40				
61	Bidar	Aurad	HOKRANA	GP	Soybean (bhat)	RF	771	4	2266.52				
62	Bidar	Aurad	HOLSAMUDRA	GP	Soybean (bhat)	RF	1565	4	2066.22				
63	Bidar	Aurad	JAMBAGI	GP	Soybean (bhat)	RF	986	4	1655.75				
64	Bidar	Aurad	JOJANA	GP	Soybean (bhat)	RF	1060	4	2176.47				
65	Bidar	Aurad	KAMALANAGAR	GP	Soybean (bhat)	RF	1210	4	1699.56				
66	Bidar	Aurad	KHED	GP	Soybean (bhat)	RF	617	4	1502.89				
67	Bidar	Aurad	KOREKAL	GP	Soybean (bhat)	RF	1769	4	2424.65				
68	Bidar	Aurad	KOUTH (B)	GP	Soybean (bhat)	RF	1027	4	2018.34				
69	Bidar	Aurad	LADHA	GP	Soybean (bhat)	RF	1205	4	2389.95				
70	Bidar	Aurad	MADNUR	GP	Soybean (bhat)	RF	862	4	1864.61				
71	Bidar	Aurad	MUDHOL (B)	GP	Soybean (bhat)	RF	1278	4	2494.27				
72	Bidar	Aurad	MURKI	GP	Soybean (bhat)	RF	770	4	1624.12				
73	Bidar	Aurad	NAGMARPALLI	GP	Soybean (bhat)	RF	1825	4	2042.50				
74	Bidar	Aurad	SANTHPUR	GP	Soybean (bhat)	RF	935	4	2938.57				
75	Bidar	Aurad	SHEMBELLI	GP	Soybean (bhat)	RF	901	4	1860.98				

Government of Karnataka
Directorate of Economics and Statistics
GP Level Average Yield data for Kharif season 2017-18

S.N	District	Taluk	Insurance Unit (hobli/ GP)	GP/HOBLI	Crop	IRR_RF	Area_Sown_Ha	No_CCE_Conducted	Average Yield(Kg/Ha)	Name_Of_Higher_Level	No_cce_Conducted_Higher	Higher average Yield(Kg/Ha)	Synthetic Yield
76	Bidar	Aurad	SONALA	GP	Soybean (bhat)	RF	1339	4	1897.11				
77	Bidar	Aurad	SUNDAL	GP	Soybean (bhat)	RF	1303	4	1741.18				
78	Bidar	Aurad	THANAKUSHNOOR	GP	Soybean (bhat)	RF	740	4	1254.49				
79	Bidar	Aurad	TORNA	GP	Soybean (bhat)	RF	1290	4	1666.95				
80	Bidar	Aurad	WADGAON (D)	GP	Soybean (bhat)	RF	992	4	2018.78				
81	Bidar	Basavakalyan	ALGUD	GP	Pigeon pea (red gram/arhar/tur)	RF	469	4	1684.82				
82	Bidar	Basavakalyan	Basavkalyan (ULB)	GP	Pigeon pea (red gram/arhar/tur)	RF	246	4	1248.50				
83	Bidar	Basavakalyan	BELURA	GP	Pigeon pea (red gram/arhar/tur)	RF	1355	4	1913.56				
84	Bidar	Basavakalyan	BETBALKUNDA	GP	Pigeon pea (red gram/arhar/tur)	RF	385	4	2245.08				
85	Bidar	Basavakalyan	BETGERA	GP	Pigeon pea (red gram/arhar/tur)	RF	504	4	1219.28				
86	Bidar	Basavakalyan	BHOSGA	GP	Pigeon pea (red gram/arhar/tur)	RF	499	4	1900.17				
87	Bidar	Basavakalyan	CHANDKAPUR	GP	Pigeon pea (red gram/arhar/tur)	RF	514	4	769.40				
88	Bidar	Basavakalyan	CHIKKANAGAON	GP	Pigeon pea (red gram/arhar/tur)	RF	324	4	2629.89				
89	Bidar	Basavakalyan	DHANNURA (K)	GP	Pigeon pea (red gram/arhar/tur)	RF	505	4	2142.01				

(S)

Government of Karnataka
Directorate of Economics and Statistics
GP Level Average Yield data for Kharif season 2017-18

S.N	District	Taluk	Insurance Unit (hobli/ GP)	GP/HOBLI	Crop	IRR_RF	Area_Sown_Ha	No_CCE_Conducted	Average Yield(Kg/Ha)	Name_Of_Higher_Level	No_cce_Conducted_Higher	Higher average Yield(Kg/Ha)	Synthetic Yield
90	Bidar	Basavakalyan	EKLURA	GP	Pigeon pea (red gram/arhar/tur)	RF	395	4	1612.66				
91	Bidar	Basavakalyan	GADIGOUNDHGAON	GP	Pigeon pea (red gram/arhar/tur)	RF	765	4	1984.24				
92	Bidar	Basavakalyan	GHOTALA	GP	Pigeon pea (red gram/arhar/tur)	RF	599	4	1930.69				
93	Bidar	Basavakalyan	GORTHA (B)	GP	Pigeon pea (red gram/arhar/tur)	RF	755	4	2716.67				
94	Bidar	Basavakalyan	GUNDUR	GP	Pigeon pea (red gram/arhar/tur)	RF	369	4	1193.69				
95	Bidar	Basavakalyan	HARKUD	GP	Pigeon pea (red gram/arhar/tur)	RF	561	4	2396.23				
96	Bidar	Basavakalyan	HULSOOR	GP	Pigeon pea (red gram/arhar/tur)	RF	1415	4	2070.15				
97	Bidar	Basavakalyan	ISLAMPUR	GP	Pigeon pea (red gram/arhar/tur)	RF	262	4	1935.68				
98	Bidar	Basavakalyan	KALKHORA	GP	Pigeon pea (red gram/arhar/tur)	RF	374	4	2070.55				
99	Bidar	Basavakalyan	KHERDA (B)	GP	Pigeon pea (red gram/arhar/tur)	RF	401	4	2843.35				
100	Bidar	Basavakalyan	KITTA	GP	Pigeon pea (red gram/arhar/tur)	RF	358	4	1777.93				
101	Bidar	Basavakalyan	KOHINOOR	GP	Pigeon pea (red gram/arhar/tur)	RF	516	4	2536.10				
102	Bidar	Basavakalyan	LADWANTHI	GP	Pigeon pea (red gram/arhar/tur)	RF	302	4	1733.33				

Government of Karnataka
Directorate of Economics and Statistics
GP Level Average Yield data for Kharif season 2017-18

S.N	District	Taluk	Insurance Unit (hobli/ GP)	GP/HOBLI	Crop	IRR_RF	Area_Sown_Ha	No_CCE_Conducted	Average Yield(Kg/Ha)	Name_Of_Higher_Level	No_cce Conducted_Higher	Higher average Yield(Kg/Ha)	Synthetic Yield
103	Bidar	Basavakalyan	MANTHAL	GP	Pigeon pea (red gram/arhar/tur)	RF	789	4	2789.23				
104	Bidar	Basavakalyan	MIRKHAL	GP	Pigeon pea (red gram/arhar/tur)	RF	801	4	1915.84				
105	Bidar	Basavakalyan	MORKHANDI	GP	Pigeon pea (red gram/arhar/tur)	RF	195	4	1315.01				
106	Bidar	Basavakalyan	MUCLAMBH	GP	Pigeon pea (red gram/arhar/tur)	RF	216	4	2662.54				
107	Bidar	Basavakalyan	MUDBI	GP	Pigeon pea (red gram/arhar/tur)	RF	556	4	1801.71				
108	Bidar	Basavakalyan	NARAYANPUR	GP	Pigeon pea (red gram/arhar/tur)	RF	605	4	2657.22				
109	Bidar	Basavakalyan	NIRGUDI	GP	Pigeon pea (red gram/arhar/tur)	RF	274	4	2057.86				
110	Bidar	Basavakalyan	PARTAPUR	GP	Pigeon pea (red gram/arhar/tur)	RF	399	4	2027.43				
111	Bidar	Basavakalyan	RAJESHWAR	GP	Pigeon pea (red gram/arhar/tur)	RF	385	4	2198.73				
112	Bidar	Basavakalyan	RAJOLA	GP	Pigeon pea (red gram/arhar/tur)	RF	265	4	1445.00				
113	Bidar	Basavakalyan	SASTAPUR	GP	Pigeon pea (red gram/arhar/tur)	RF	364	4	1940.77				
114	Bidar	Basavakalyan	TADOLA	GP	Pigeon pea (red gram/arhar/tur)	RF	639	4	2109.05				
115	Bidar	Basavakalyan	TOGLUR	GP	Pigeon pea (red gram/arhar/tur)	RF	765	4	1349.99				

91

Government of Karnataka
Directorate of Economics and Statistics
GP Level Average Yield data for Kharif season 2017-18

S.N	District	Taluk	Insurance Unit (hobli/ GP)	GP/HOBLI	Crop	IRR_RF	Area_Sown_Ha	No_CCE_Conducted	Average Yield(Kg/Ha)	Name_Of_Higher_Level	No_cce_Conducted_Higher	Higher average Yield(Kg/Ha)	Synthetic Yield
116	Bidar	Basavakalyan	UJLAMBH	GP	Pigeon pea (red gram/arhar/tur)	RF	337	4	1331.56				
117	Bidar	Basavakalyan	YERANDI	GP	Pigeon pea (red gram/arhar/tur)	RF	619	4	2329.73				
118	Bidar	Basavakalyan	YERBAGH	GP	Pigeon pea (red gram/arhar/tur)	RF	423	4	1863.93				
119	Bidar	Basavakalyan	ALGUD	GP	Soybean (bhat)	RF	647	4	1943.67				
120	Bidar	Basavakalyan	Basavakalyan (ULB)	GP	Soybean (bhat)	RF	214	4	1986.28				
121	Bidar	Basavakalyan	BELURA	GP	Soybean (bhat)	RF	1945	4	1572.51				
122	Bidar	Basavakalyan	BETBALKUNDA	GP	Soybean (bhat)	RF	1356	4	1653.22				
123	Bidar	Basavakalyan	BETGERA	GP	Soybean (bhat)	RF	954	4	1798.72				
124	Bidar	Basavakalyan	BHOSGA	GP	Soybean (bhat)	RF	1415	4	2171.20				
125	Bidar	Basavakalyan	CHANDKAPUR	GP	Soybean (bhat)	RF	1365	4	1522.76				
126	Bidar	Basavakalyan	CHIKKANAGAON	GP	Soybean (bhat)	RF	452	4	1872.51				
127	Bidar	Basavakalyan	DHANNURA (K)	GP	Soybean (bhat)	RF	841			Hobli Level	54	1526.44	
128	Bidar	Basavakalyan	EKLURA	GP	Soybean (bhat)	RF	1112	4	2176.47				
129	Bidar	Basavakalyan	GADIGOUNDHGAON	GP	Soybean (bhat)	RF	958	4	1279.09				
130	Bidar	Basavakalyan	GHOTALA	GP	Soybean (bhat)	RF	641	4	1900.46				
131	Bidar	Basavakalyan	GORTHA (B)	GP	Soybean (bhat)	RF	954	4	1766.93				
132	Bidar	Basavakalyan	GUNDUR	GP	Soybean (bhat)	RF	1145	4	1972.44				

9/

Government of Karnataka
Directorate of Economics and Statistics
GP Level Average Yield data for Kharif season 2017-18

S.N	District	Taluk	Insurance Unit (hobli/ GP)	GP/HOBLI	Crop	IRR_RF	Area_Sown_Ha	No_CCE_Conducted	Average Yield(Kg/Ha)	Name_Of_Higher_Level	No_cce Conducted_Higher	Higher average Yield(Kg/Ha)	Synthetic Yield
133	Bidar	Basavakalyan	HARKUD	GP	Soybean (bhat)	RF	1265	4	1930.49				
134	Bidar	Basavakalyan	HULSOOR	GP	Soybean (bhat)	RF	2045	4	2190.16				
135	Bidar	Basavakalyan	ISLAMPUR	GP	Soybean (bhat)	RF	675	4	1953.01				
136	Bidar	Basavakalyan	KALKHORA	GP	Soybean (bhat)	RF	625	4	2252.24				
137	Bidar	Basavakalyan	KHERDA (B)	GP	Soybean (bhat)	RF	645	4	1556.59				
138	Bidar	Basavakalyan	KITTA	GP	Soybean (bhat)	RF	1365	4	1244.91				
139	Bidar	Basavakalyan	KOHINOOR	GP	Soybean (bhat)	RF	995	4	1458.58				
140	Bidar	Basavakalyan	LADWANTHI	GP	Soybean (bhat)	RF	667	4	1752.60				
141	Bidar	Basavakalyan	MANTHAL	GP	Soybean (bhat)	RF	1154	4	1413.61				
142	Bidar	Basavakalyan	MIRKHAL	GP	Soybean (bhat)	RF	1365	4	1454.35				
143	Bidar	Basavakalyan	MORKHANDI	GP	Soybean (bhat)	RF	695	4	1248.34				
144	Bidar	Basavakalyan	MUCHLAMBH	GP	Soybean (bhat)	RF	996	4	949.66				
145	Bidar	Basavakalyan	MUDBI	GP	Soybean (bhat)	RF	996	4	1749.52				
146	Bidar	Basavakalyan	NARAYANPUR	GP	Soybean (bhat)	RF	1465	4	1856.48				
147	Bidar	Basavakalyan	NIRGUDI	GP	Soybean (bhat)	RF	290	4	1512.88				
148	Bidar	Basavakalyan	PARTAPUR	GP	Soybean (bhat)	RF	1298	4	1922.81				
149	Bidar	Basavakalyan	RAJESHWAR	GP	Soybean (bhat)	RF	954	4	2218.42				
150	Bidar	Basavakalyan	RAJOLA	GP	Soybean (bhat)	RF	585	4	1425.80				

Government of Karnataka
Directorate of Economics and Statistics
GP Level Average Yield data for Kharif season 2017-18

S.N	District	Taluk	Insurance Unit (hobli/ GP)	GP/HOBLI	Crop	IRR_RF	Area_Sown_Ha	No_CCE_Conducted	Average Yield(Kg/Ha)	Name_Of_Higher_Level	No_cce Conducted_Higher	Higher average Yield(Kg/Ha)	Synthetic Yield
151	Bidar	Basavakalyan	SASTAPUR	GP	Soybean (bhat)	RF	554	4	1639.49				
152	Bidar	Basavakalyan	TADOLA	GP	Soybean (bhat)	RF	656	4	1397.81				
153	Bidar	Basavakalyan	TOGLUR	GP	Soybean (bhat)	RF	640	4	1343.66				
154	Bidar	Basavakalyan	UJLAMBH	GP	Soybean (bhat)	RF	68	4	1044.64				
155	Bidar	Basavakalyan	YERANDI	GP	Soybean (bhat)	RF	461	4	1876.25				
156	Bidar	Basavakalyan	YERBAGH	GP	Soybean (bhat)	RF	512	4	1751.78				
157	Bidar	Bhalki	ALWAI	GP	Pigeon pea (red gram/arhar/tur)	RF	488	4	1660.64				
158	Bidar	Bhalki	AMBESANGHVI	GP	Pigeon pea (red gram/arhar/tur)	RF	682	4	1420.81				
159	Bidar	Bhalki	ATTARGA	GP	Pigeon pea (red gram/arhar/tur)	RF	463	4	1913.56				
160	Bidar	Bhalki	BALUR	GP	Pigeon pea (red gram/arhar/tur)	RF	733	4	1146.72				
161	Bidar	Bhalki	BEERI (B)	GP	Pigeon pea (red gram/arhar/tur)	RF	545	4	1438.95				
162	Bidar	Bhalki	BEERI (K)	GP	Pigeon pea (red gram/arhar/tur)	RF	560	4	1753.34				
163	Bidar	Bhalki	Bhalki (ULB)	GP	Pigeon pea (red gram/arhar/tur)	RF	502	4	1602.19				
164	Bidar	Bhalki	BHATAMBRA	GP	Pigeon pea (red gram/arhar/tur)	RF	386	4	2063.70				
165	Bidar	Bhalki	BYALHALLI	GP	Pigeon pea (red gram/arhar/tur)	RF	380	4	1289.81				

Government of Karnataka
Directorate of Economics and Statistics
GP Level Average Yield data for Kharif season 2017-18

S.N	District	Taluk	Insurance Unit (hobli/ GP)	GP/HOBLI	Crop	IRR_RF	Area_Sown_Ha	No_CCE_Conducted	Average Yield(Kg/Ha)	Name_Of_Higher_Level	No_cce Conducted_Higher	Higher average Yield(Kg/Ha)	Synthetic Yield
166	Bidar	Bhalki	CHALKAPUR	GP	Pigeon pea (red gram/arhar/tur)	RF	364	4	1781.55				
167	Bidar	Bhalki	DADGI	GP	Pigeon pea (red gram/arhar/tur)	RF	408	4	1444.99				
168	Bidar	Bhalki	DAWARGAON	GP	Pigeon pea (red gram/arhar/tur)	RF	401	4	1918.60				
169	Bidar	Bhalki	DHANURA	GP	Pigeon pea (red gram/arhar/tur)	RF	557	4	2104.01				
170	Bidar	Bhalki	DONGAPUR	GP	Pigeon pea (red gram/arhar/tur)	RF	636	4	1475.23				
171	Bidar	Bhalki	ENIKOORA	GP	Pigeon pea (red gram/arhar/tur)	RF	289	4	1547.84				
172	Bidar	Bhalki	GORCHINCHOLI	GP	Pigeon pea (red gram/arhar/tur)	RF	530	4	1884.34				
173	Bidar	Bhalki	HALBARGA	GP	Pigeon pea (red gram/arhar/tur)	RF	359	4	1281.75				
174	Bidar	Bhalki	INCHUR	GP	Pigeon pea (red gram/arhar/tur)	RF	529	4	1717.07				
175	Bidar	Bhalki	JANTHI	GP	Pigeon pea (red gram/arhar/tur)	RF	499	4	1706.99				
176	Bidar	Bhalki	JOLDABKA	GP	Pigeon pea (red gram/arhar/tur)	RF	70	4	1704.97				
177	Bidar	Bhalki	KANJI	GP	Pigeon pea (red gram/arhar/tur)	RF	397	4	1451.04				
178	Bidar	Bhalki	KHATAKCHINCHOLI	GP	Pigeon pea (red gram/arhar/tur)	RF	418	4	1480.84				

Government of Karnataka
Directorate of Economics and Statistics
GP Level Average Yield data for Kharif season 2017-18

S.N	District	Taluk	Insurance Unit (hobli/ GP)	GP/HOBLI	Crop	IRR_RF	Area_Sown_Ha	No_CCE_Conducted	Average Yield(Kg/Ha)	Name_Of_Higher_Level	No_cce Conducted_Higher	Higher average Yield(Kg/Ha)	Synthetic yield
179	Bidar	Bhalki	KONMELKUNDA	GP	Pigeon pea (red gram/arhar/tur)	RF	236	4	1585.78				
180	Bidar	Bhalki	KOSAM	GP	Pigeon pea (red gram/arhar/tur)	RF	643	4	1821.86				
181	Bidar	Bhalki	KURUBKHELGI	GP	Pigeon pea (red gram/arhar/tur)	RF	372	4	1511.50				
182	Bidar	Bhalki	LAKHANGAON	GP	Pigeon pea (red gram/arhar/tur)	RF	260	4	1629.40				
183	Bidar	Bhalki	LANJAWADA	GP	Pigeon pea (red gram/arhar/tur)	RF	419	4	1390.58				
184	Bidar	Bhalki	MADKATTI	GP	Pigeon pea (red gram/arhar/tur)	RF	360	4	1860.15				
185	Bidar	Bhalki	MALCHAPUR	GP	Pigeon pea (red gram/arhar/tur)	RF	465	4	1472.20				
186	Bidar	Bhalki	MEHKAR	GP	Pigeon pea (red gram/arhar/tur)	RF	805	4	1335.16				
187	Bidar	Bhalki	METHIMELKUNDA	GP	Pigeon pea (red gram/arhar/tur)	RF	572	4	1608.24				
188	Bidar	Bhalki	MORAMBI	GP	Pigeon pea (red gram/arhar/tur)	RF	669	4	1681.36				
189	Bidar	Bhalki	NITTUR (B)	GP	Pigeon pea (red gram/arhar/tur)	RF	372	4	1723.11				
190	Bidar	Bhalki	SAIGAON	GP	Pigeon pea (red gram/arhar/tur)	RF	851	4	1777.52				
191	Bidar	Bhalki	SHIVNI	GP	Pigeon pea (red gram/arhar/tur)	RF	502	4	1408.72				

Government of Karnataka
Directorate of Economics and Statistics
GP Level Average Yield data for Kharif season 2017-18

S.N	District	Taluk	Insurance Unit (hobli/ GP)	GP/HOBLI	Crop	IRR_RF	Area_Sown_Ha	No_CCE_Conducted	Average Yield(Kg/Ha)	Name_Of_Higher_Level	No_cce_Conducted_Higher	Higher average Yield(Kg/Ha)	Synthetic Yield
192	Bidar	Bhalki	SIDDESHWAR	GP	Pigeon pea (red gram/arhar/tur)	RF	486	4	1771.48				
193	Bidar	Bhalki	TALWAD (K)	GP	Pigeon pea (red gram/arhar/tur)	RF	312	4	1755.36				
194	Bidar	Bhalki	TELGAON	GP	Pigeon pea (red gram/arhar/tur)	RF	677	4	1819.85				
195	Bidar	Bhalki	TUGAON (H)	GP	Pigeon pea (red gram/arhar/tur)	RF	648	4	1880.31				
196	Bidar	Bhalki	VARVATTI	GP	Pigeon pea (red gram/arhar/tur)	RF	384	4	2049.59				
197	Bidar	Bhalki	WANJARKHED	GP	Pigeon pea (red gram/arhar/tur)	RF	841	4	1289.81				
198	Bidar	Bhalki	ALWAI	GP	Soybean (bhat)	RF	873	4	1690.34				
199	Bidar	Bhalki	AMBESANGHVI	GP	Soybean (bhat)	RF	1173	4	1849.73				
200	Bidar	Bhalki	ATTARGA	GP	Soybean (bhat)	RF	925	4	2084.34				
201	Bidar	Bhalki	BALUR	GP	Soybean (bhat)	RF	1081	4	1914.02				
202	Bidar	Bhalki	BEERI (B)	GP	Soybean (bhat)	RF	1486	4	1840.56				
203	Bidar	Bhalki	BEERI (K)	GP	Soybean (bhat)	RF	824	4	2419.05				
204	Bidar	Bhalki	Bhalki (ULB)	GP	Soybean (bhat)	RF	656	4	1954.76				
205	Bidar	Bhalki	BHATAMBRA	GP	Soybean (bhat)	RF	1013	4	1967.39				
206	Bidar	Bhalki	BYALHALLI	GP	Soybean (bhat)	RF	462	4	2363.70				
207	Bidar	Bhalki	CHALKAPUR	GP	Soybean (bhat)	RF	273	4	1458.08				

91

Government of Karnataka
Directorate of Economics and Statistics
GP Level Average Yield data for Kharif season 2017-18

S.N	District	Taluk	Insurance Unit (hobli/ GP)	GP/HOBLI	Crop	IRR_RF	Area_Sown_Ha	No_CCE_Conducted	Average Yield(Kg/Ha)	Name_Of_Higher_Level	No_cce_Conducted_Higher	Higher average Yield(Kg/Ha)	Synthetic Yield
208	Bidar	Bhalki	DADGI	GP	Soybean (bhat)	RF	551	4	1985.51				
209	Bidar	Bhalki	DAWARGAON	GP	Soybean (bhat)	RF	549	4	1787.37				
210	Bidar	Bhalki	DHANURA	GP	Soybean (bhat)	RF	761	4	1647.84				
211	Bidar	Bhalki	DONGAPUR	GP	Soybean (bhat)	RF	1879	4	1712.08				
212	Bidar	Bhalki	ENIKOORA	GP	Soybean (bhat)	RF	563	4	2418.06				
213	Bidar	Bhalki	GORCHINCHOLI	GP	Soybean (bhat)	RF	849	4	1646.96				
214	Bidar	Bhalki	HALBARGA	GP	Soybean (bhat)	RF	683	4	2224.35				
215	Bidar	Bhalki	INCHUR	GP	Soybean (bhat)	RF	741	4	1621.15				
216	Bidar	Bhalki	JANTHI	GP	Soybean (bhat)	RF	534	4	1349.37				
217	Bidar	Bhalki	JOLDABKA	GP	Soybean (bhat)	RF	334	4	1432.29				
218	Bidar	Bhalki	KANJI	GP	Soybean (bhat)	RF	478	4	1526.25				
219	Bidar	Bhalki	KHATAKCHINCHOLI	GP	Soybean (bhat)	RF	680	4	1893.27				
220	Bidar	Bhalki	KONMELKUNDA	GP	Soybean (bhat)	RF	364	4	1922.09				
221	Bidar	Bhalki	KOSAM	GP	Soybean (bhat)	RF	895	4	2272.23				
222	Bidar	Bhalki	KURUBKHELGI	GP	Soybean (bhat)	RF	505	4	1832.54				
223	Bidar	Bhalki	LAKHANGAON	GP	Soybean (bhat)	RF	671	4	1584.26				
224	Bidar	Bhalki	LANJAWADA	GP	Soybean (bhat)	RF	817	4	1648.83				
225	Bidar	Bhalki	MADKATTI	GP	Soybean (bhat)	RF	483	4	3115.48				

Government of Karnataka
Directorate of Economics and Statistics
GP Level Average Yield data for Kharif season 2017-18

S.N	District	Taluk	Insurance Unit (hobli/ GP)	GP/HOBLI	Crop	IRR_RF	Area_Sown_Ha	No_CCE_Conducted	Average Yield(Kg/Ha)	Name_Of_Higher_Level	No_cce Conducted_Higher	Higher average Yield(Kg/Ha)	Synthetic Yield
226	Bidar	Bhalki	MALCHAPUR	GP	Soybean (bhat)	RF	730	4	1729.65				
227	Bidar	Bhalki	MEHKAR	GP	Soybean (bhat)	RF	1734	4	1373.12				
228	Bidar	Bhalki	METHIMELKUNDA	GP	Soybean (bhat)	RF	1270	4	1757.21				
229	Bidar	Bhalki	MORAMBI	GP	Soybean (bhat)	RF	840	4	2103.56				
230	Bidar	Bhalki	NITTUR (B)	GP	Soybean (bhat)	RF	607	4	1771.05				
231	Bidar	Bhalki	SAIGAON	GP	Soybean (bhat)	RF	924	4	1727.23				
232	Bidar	Bhalki	SHIVNI	GP	Soybean (bhat)	RF	1030	4	1515.08				
233	Bidar	Bhalki	SIDDESHWAR	GP	Soybean (bhat)	RF	777	4	1980.24				
234	Bidar	Bhalki	TALWAD (K)	GP	Soybean (bhat)	RF	680	4	2304.62				
235	Bidar	Bhalki	TELGAON	GP	Soybean (bhat)	RF	1114	4	1995.06				
236	Bidar	Bhalki	TUGAON (H)	GP	Soybean (bhat)	RF	921	4	1618.85				
237	Bidar	Bhalki	VARVATTI	GP	Soybean (bhat)	RF	805	4	1438.32				
238	Bidar	Bhalki	WANJARKHED	GP	Soybean (bhat)	RF	971	4	1678.80				
239	Bidar	Bidar	ALIYABAD	GP	Pigeon pea (red gram/arhar/tur)	RF	227			Hobli Level	41	1613.89	
240	Bidar	Bidar	ALIYEMBER	GP	Pigeon pea (red gram/arhar/tur)	RF	435	4	1394.61				
241	Bidar	Bidar	ANDUR	GP	Pigeon pea (red gram/arhar/tur)	RF	440	4	1366.40				

(8)

Government of Karnataka
Directorate of Economics and Statistics
GP Level Average Yield data for Kharif season 2017-18

S.N	District	Taluk	Insurance Unit (hobli/ GP)	GP/HOBLI	Crop	IRR_RF	Area_Sown_Ha	No_CCE_Conducted	Average Yield(Kg/Ha)	Name_Of_Higher_Level	No_cce Conducted_Higher	Higher average Yield(Kg/Ha)	Synthetic Yield
242	Bidar	Bidar	ASTOOR	GP	Pigeon pea (red gram/arhar/tur)	RF	277	4	967.36				
243	Bidar	Bidar	AURAD (S)	GP	Pigeon pea (red gram/arhar/tur)	RF	208	4	1676.76				
244	Bidar	Bidar	BAGDAL	GP	Pigeon pea (red gram/arhar/tur)	RF	293	4	1646.82				
245	Bidar	Bidar	BAROOR	GP	Pigeon pea (red gram/arhar/tur)	RF	122	4	1252.67				
246	Bidar	Bidar	Bidar (ULB)	GP	Pigeon pea (red gram/arhar/tur)	RF	21	4	1749.31				
247	Bidar	Bidar	CHAMBOL	GP	Pigeon pea (red gram/arhar/tur)	RF	249	4	1684.82				
248	Bidar	Bidar	CHATNALLI	GP	Pigeon pea (red gram/arhar/tur)	RF	202	4	838.38				
249	Bidar	Bidar	CHILLARGI	GP	Pigeon pea (red gram/arhar/tur)	RF	468	4	1942.78				
250	Bidar	Bidar	CHIMKODE	GP	Pigeon pea (red gram/arhar/tur)	RF	272	4	2108.04				
251	Bidar	Bidar	CHITTA	GP	Pigeon pea (red gram/arhar/tur)	RF	207	4	1228.95				
252	Bidar	Bidar	GADGI	GP	Pigeon pea (red gram/arhar/tur)	RF	383	4	1471.19				
253	Bidar	Bidar	HOKRANA (B)	GP	Pigeon pea (red gram/arhar/tur)	RF	143	4	1301.91				
254	Bidar	Bidar	JANWADA	GP	Pigeon pea (red gram/arhar/tur)	RF	242	4	1434.25				

Government of Karnataka
Directorate of Economics and Statistics
GP Level Average Yield data for Kharif season 2017-18

S.N	District	Taluk	Insurance Unit (hobli/ GP)	GP/HOBLI	Crop	IRR_RF	Area_Sown_Ha	No_CCE_Conducted	Average Yield(Kg/Ha)	Name_Of_Higher_Level	No_cce Conducted_Higher	Higher average Yield(Kg/Ha)	Synthetic Yield
255	Bidar	Bidar	KADWAD	GP	Pigeon pea (red gram/arhar/tur)	RF	230	4	1448.62				
256	Bidar	Bidar	KAMTHANA	GP	Pigeon pea (red gram/arhar/tur)	RF	143	4	1418.79				
257	Bidar	Bidar	KAPLAPUR(A)	GP	Pigeon pea (red gram/arhar/tur)	RF	210	4	1620.33				
258	Bidar	Bidar	KOLAR (K)	GP	Pigeon pea (red gram/arhar/tur)	RF	159	4	1672.73				
259	Bidar	Bidar	MALEGAON	GP	Pigeon pea (red gram/arhar/tur)	RF	486	4	1815.82				
260	Bidar	Bidar	MALKAPUR	GP	Pigeon pea (red gram/arhar/tur)	RF	190	4	1657.01				
261	Bidar	Bidar	MANDAKNALLI	GP	Pigeon pea (red gram/arhar/tur)	RF	230	4	1184.36				
262	Bidar	Bidar	MANHALLI	GP	Pigeon pea (red gram/arhar/tur)	RF	135	4	1560.87				
263	Bidar	Bidar	MARKHAL	GP	Pigeon pea (red gram/arhar/tur)	RF	241	4	1434.92				
264	Bidar	Bidar	MARKUNDA	GP	Pigeon pea (red gram/arhar/tur)	RF	90	4	1489.34				
265	Bidar	Bidar	NAGOOR	GP	Pigeon pea (red gram/arhar/tur)	RF	190	4	1566.35				
266	Bidar	Bidar	RANJOLKHENI	GP	Pigeon pea (red gram/arhar/tur)	RF	233	4	2017.75				
267	Bidar	Bidar	REKULGI	GP	Pigeon pea (red gram/arhar/tur)	RF	279	4	1813.40				

Government of Karnataka
Directorate of Economics and Statistics
GP Level Average Yield data for Kharif season 2017-18

S.N	District	Taluk	Insurance Unit (hobli/ GP)	GP/HOBLI	Crop	IRR_RF	Area_Sown_Ha	No_CCE_Conducted	Average Yield(Kg/Ha)	Name_Of_Higher_Level	No_cce Conducted_Higher	Higher average Yield(Kg/Ha)	Synthetic Yield
268	Bidar	Bidar	SANGOLGI	GP	Pigeon pea (red gram/arhar/tur)	RF	106	4	1930.69				
269	Bidar	Bidar	SINDOL	GP	Pigeon pea (red gram/arhar/tur)	RF	327	4	1391.54				
270	Bidar	Bidar	SIRSI (A)	GP	Pigeon pea (red gram/arhar/tur)	RF	171	4	1459.10				
271	Bidar	Bidar	SRIMANDAL	GP	Pigeon pea (red gram/arhar/tur)	RF	253	4	1605.21				
272	Bidar	Bidar	YADLAPUR	GP	Pigeon pea (red gram/arhar/tur)	RF	150	4	1660.64				
273	Bidar	Bidar	YERNALLI	GP	Pigeon pea (red gram/arhar/tur)	RF	383	4	1468.77				
274	Bidar	Bidar	ALIYABAD	GP	Soybean (bhat)	RF	430	4	1855.38				
275	Bidar	Bidar	ALIYEMBER	GP	Soybean (bhat)	RF	1054	4	1923.90				
276	Bidar	Bidar	AMLAPUR	GP	Soybean (bhat)	RF	14	4	1887.34				
277	Bidar	Bidar	ANDUR	GP	Soybean (bhat)	RF	1124	4	1772.36				
278	Bidar	Bidar	ASTOOR	GP	Soybean (bhat)	RF	226	4	2615.72				
279	Bidar	Bidar	AURAD (S)	GP	Soybean (bhat)	RF	296	4	2436.18				
280	Bidar	Bidar	BAGDAL	GP	Soybean (bhat)	RF	610	4	2223.69				
281	Bidar	Bidar	BAROOR	GP	Soybean (bhat)	RF	368	4	2789.79				
282	Bidar	Bidar	Bidar (ULB)	GP	Soybean (bhat)	RF	3			Hobli Level	58	2025.21	
283	Bidar	Bidar	CHAMBOL	GP	Soybean (bhat)	RF	238	4	1955.53				

Government of Karnataka
Directorate of Economics and Statistics
GP Level Average Yield data for Kharif season 2017-18

S.N	District	Taluk	Insurance Unit (hobli/ GP)	GP/HOBLI	Crop	IRR_RF	Area_Sown_Ha	No_CCE_Conducted	Average Yield(Kg/Ha)	Name_Of_Higher_Level	No_cce Conducted_Higher	Higher average Yield(Kg/Ha)	Synthetic Yield
284	Bidar	Bidar	CHATNALLI	GP	Soybean (bhat)	RF	609	4	1997.62				
285	Bidar	Bidar	CHILLARGI	GP	Soybean (bhat)	RF	453	4	1837.92				
286	Bidar	Bidar	CHIMKODE	GP	Soybean (bhat)	RF	259	1	1538.46				
287	Bidar	Bidar	CHITTA	GP	Soybean (bhat)	RF	260	4	2310.66				
288	Bidar	Bidar	GADGI	GP	Soybean (bhat)	RF	584	4	1966.73				
289	Bidar	Bidar	HOKRANA (B)	GP	Soybean (bhat)	RF	405	4	2331.75				
290	Bidar	Bidar	JANWADA	GP	Soybean (bhat)	RF	560	4	1289.08				
291	Bidar	Bidar	KADWAD	GP	Soybean (bhat)	RF	434	1	1623.02				
292	Bidar	Bidar	KAMTHANA	GP	Soybean (bhat)	RF	417	4	2006.26				
293	Bidar	Bidar	KAPLAPUR(A)	GP	Soybean (bhat)	RF	898	4	1946.64				
294	Bidar	Bidar	KOLAR (K)	GP	Soybean (bhat)	RF	709	4	2001.87				
295	Bidar	Bidar	MALEGAON	GP	Soybean (bhat)	RF	475	4	2141.33				
296	Bidar	Bidar	MALKAPUR	GP	Soybean (bhat)	RF	273	4	1981.89				
297	Bidar	Bidar	MANDAKNALLI	GP	Soybean (bhat)	RF	410	4	1884.37				
298	Bidar	Bidar	MANHALLI	GP	Soybean (bhat)	RF	198	4	2185.20				
299	Bidar	Bidar	MARKHAL	GP	Soybean (bhat)	RF	630	4	1549.01				
300	Bidar	Bidar	MARKUNDA	GP	Soybean (bhat)	RF	241	4	2421.35				
301	Bidar	Bidar	NAGOOR	GP	Soybean (bhat)	RF	465	4	2402.55				

(9)

Government of Karnataka
Directorate of Economics and Statistics
GP Level Average Yield data for Kharif season 2017-18

S.N	District	Taluk	Insurance Unit (hobli/ GP)	GP/HOBLI	Crop	IRR_RF	Area_Sown_Ha	No_CCE_Conducted	Average Yield(Kg/Ha)	Name_Of_Higher_Level	No_cce Conducted_Higher	Higher average Yield(Kg/Ha)	Synthetic Yield
302	Bidar	Bidar	RANJOLKHENI	GP	Soybean (bhat)	RF	579	4	2276.40				
303	Bidar	Bidar	REKULGI	GP	Soybean (bhat)	RF	906	4	1860.65				
304	Bidar	Bidar	SANGOLGI	GP	Soybean (bhat)	RF	292	4	2302.02				
305	Bidar	Bidar	SINDOL	GP	Soybean (bhat)	RF	771	4	2006.93				
306	Bidar	Bidar	SIRSI (A)	GP	Soybean (bhat)	RF	492	4	2458.52				
307	Bidar	Bidar	SRIMANDAL	GP	Soybean (bhat)	RF	612	4	1993.97				
308	Bidar	Bidar	YADLAPUR	GP	Soybean (bhat)	RF	484	4	2213.81				
309	Bidar	Bidar	YERNALLI	GP	Soybean (bhat)	RF	1034	4	1519.69				
310	Bidar	Humnabad	BELKERA	GP	Pigeon pea (red gram/arhar/tur)	RF	531	4	1608.24				
311	Bidar	Humnabad	BEMALKHEDA	GP	Pigeon pea (red gram/arhar/tur)	RF	809	4	2370.03				
312	Bidar	Humnabad	BENCHINCHOLI	GP	Pigeon pea (red gram/arhar/tur)	RF	204	4	2611.87				
313	Bidar	Humnabad	CHANDANHALLI	GP	Pigeon pea (red gram/arhar/tur)	RF	465	4	1624.99				
314	Bidar	Humnabad	CHANGLERA	GP	Pigeon pea (red gram/arhar/tur)	RF	258	4	1846.05				
315	Bidar	Humnabad	Chittaguppa (ULB)	GP	Pigeon pea (red gram/arhar/tur)	RF	404	4	2099.98				
316	Bidar	Humnabad	DAKULGI	GP	Pigeon pea (red gram/arhar/tur)	RF	183	4	1521.98				

Government of Karnataka
Directorate of Economics and Statistics
GP Level Average Yield data for Kharif season 2017-18

S.N	District	Taluk	Insurance Unit (hobli/ GP)	GP/HOBLI	Crop	IRR_RF	Area_Sown_Ha	No_CCE_Conducted	Average Yield(Kg/Ha)	Name_Of_Higher_Level	No_cce_Conducted_Higher	Higher average Yield(Kg/Ha)	Synthetic yield
317	Bidar	Humnabad	DHUMANNSUR	GP	Pigeon pea (red gram/arhar/tur)	RF	243	4	2607.84				
318	Bidar	Humnabad	DUBALGUNDI	GP	Pigeon pea (red gram/arhar/tur)	RF	202	4	2450.65				
319	Bidar	Humnabad	GHATBORAL	GP	Pigeon pea (red gram/arhar/tur)	RF	159	4	2595.75				
320	Bidar	Humnabad	GHODWADI	GP	Pigeon pea (red gram/arhar/tur)	RF	400	4	1888.77				
321	Bidar	Humnabad	HALLIKHED (B)	GP	Pigeon pea (red gram/arhar/tur)	RF	223	4	2700.55				
322	Bidar	Humnabad	HALLIKHED (K)	GP	Pigeon pea (red gram/arhar/tur)	RF	285	4	3224.53				
323	Bidar	Humnabad	HUDGI	GP	Pigeon pea (red gram/arhar/tur)	RF	359	4	1886.35				
324	Bidar	Humnabad	Humnabad (ULB)	GP	Pigeon pea (red gram/arhar/tur)	RF	111	4	2426.46				
325	Bidar	Humnabad	ITGA	GP	Pigeon pea (red gram/arhar/tur)	RF	718	4	2535.29				
326	Bidar	Humnabad	JALASANGI	GP	Pigeon pea (red gram/arhar/tur)	RF	454	4	2692.49				
327	Bidar	Humnabad	KALLUR	GP	Pigeon pea (red gram/arhar/tur)	RF	248	4	2652.18				
328	Bidar	Humnabad	KANKATTA	GP	Pigeon pea (red gram/arhar/tur)	RF	283	4	1729.16				
329	Bidar	Humnabad	KODAMBAL	GP	Pigeon pea (red gram/arhar/tur)	RF	486	4	3341.42				

Government of Karnataka
Directorate of Economics and Statistics
GP Level Average Yield data for Kharif season 2017-18

S.N	District	Taluk	Insurance Unit (hobli/ GP)	GP/HOBLI	Crop	IRR_RF	Area_Sown_Ha	No_CCE_Conducted	Average Yield(Kg/Ha)	Name_Of_Higher_Level	No_cce_Conducted_Higher	Higher average Yield(Kg/Ha)	Synthetic Yield
330	Bidar	Humnabad	MADARGAON	GP	Pigeon pea (red gram/arhar/tur)	RF	223	4	2474.83				
331	Bidar	Humnabad	MANGALGI	GP	Pigeon pea (red gram/arhar/tur)	RF	299	4	2176.56				
332	Bidar	Humnabad	MANIKNAGAR	GP	Pigeon pea (red gram/arhar/tur)	RF	332	4	2056.04				
333	Bidar	Humnabad	MANNAEKHELLI	GP	Pigeon pea (red gram/arhar/tur)	RF	140	4	2789.22				
334	Bidar	Humnabad	MEENKERA	GP	Pigeon pea (red gram/arhar/tur)	RF	366	4	1785.59				
335	Bidar	Humnabad	MUSTARI	GP	Pigeon pea (red gram/arhar/tur)	RF	384	4	2418.40				
336	Bidar	Humnabad	MUTHANGI	GP	Pigeon pea (red gram/arhar/tur)	RF	506	4	2583.66				
337	Bidar	Humnabad	NANDGAON	GP	Pigeon pea (red gram/arhar/tur)	RF	368	4	1763.42				
338	Bidar	Humnabad	NIRNA	GP	Pigeon pea (red gram/arhar/tur)	RF	255	4	2837.59				
339	Bidar	Humnabad	SEETALGERA	GP	Pigeon pea (red gram/arhar/tur)	RF	297	4	1823.88				
340	Bidar	Humnabad	SHEDOL	GP	Pigeon pea (red gram/arhar/tur)	RF	212	4	1771.88				
341	Bidar	Humnabad	SINDHANKERA	GP	Pigeon pea (red gram/arhar/tur)	RF	317	4	2237.02				
342	Bidar	Humnabad	SULTANABAD	GP	Pigeon pea (red gram/arhar/tur)	RF	597	4	1878.29				

Government of Karnataka
Directorate of Economics and Statistics
GP Level Average Yield data for Kharif season 2017-18

S.N	District	Taluk	Insurance Unit (hobli/ GP)	GP/HOBLI	Crop	IRR_RF	Area_Sown_Ha	No_CCE_Conducted	Average Yield(Kg/Ha)	Name_Of_Higher_Level	No_cce Conducted_Higher	Higher average Yield(Kg/Ha)	Synthetic Yield
343	Bidar	Humnabad	TALMADGI	GP	Pigeon pea (red gram/arhar/tur)	RF	334	4	2789.22				
344	Bidar	Humnabad	UDABNALLI	GP	Pigeon pea (red gram/arhar/tur)	RF	397	4	2168.50				
345	Bidar	Humnabad	UDBAL	GP	Pigeon pea (red gram/arhar/tur)	RF	415	4	1746.09				
346	Bidar	Humnabad	BELKERA	GP	Soybean (bhat)	RF	824	4	2486.23				
347	Bidar	Humnabad	BEMALKHEDA	GP	Soybean (bhat)	RF	1012	4	1917.31				
348	Bidar	Humnabad	BENCHINCHOLI	GP	Soybean (bhat)	RF	565	4	2132.45				
349	Bidar	Humnabad	CHANDANHALLI	GP	Soybean (bhat)	RF	379	4	1506.74				
350	Bidar	Humnabad	CHANGLERA	GP	Soybean (bhat)	RF	114	4	2159.52				
351	Bidar	Humnabad	Chittaguppa (ULB)	GP	Soybean (bhat)	RF	951	4	1457.10				
352	Bidar	Humnabad	DAKULGI	GP	Soybean (bhat)	RF	467	4	1760.75				
353	Bidar	Humnabad	DHUMANSUR	GP	Soybean (bhat)	RF	306	4	2019.39				
354	Bidar	Humnabad	DUBALGUNDI	GP	Soybean (bhat)	RF	173	4	2189.65				
355	Bidar	Humnabad	GHATBORAL	GP	Soybean (bhat)	RF	875	4	2236.87				
356	Bidar	Humnabad	GHODWADI	GP	Soybean (bhat)	RF	374	4	1597.54				
357	Bidar	Humnabad	HALLIKHED (B)	GP	Soybean (bhat)	RF	364	4	2266.52				
358	Bidar	Humnabad	HALLIKHED (K)	GP	Soybean (bhat)	RF	215	4	1904.56				
359	Bidar	Humnabad	HUDGI	GP	Soybean (bhat)	RF	370	4	2000.01				

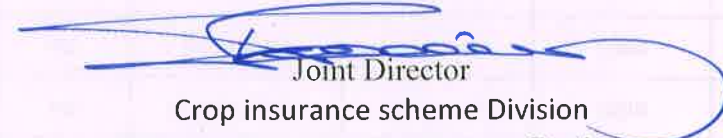
②:

Government of Karnataka
Directorate of Economics and Statistics
GP Level Average Yield data for Kharif season 2017-18

S.N	District	Taluk	Insurance Unit (hobli/ GP)	GP/HOBLI	Crop	IRR_RF	Area_Sown_Ha	No_CCE_Conducted	Average Yield(Kg/Ha)	Name_Of_Higher_Level	No_cce Conducted_Higher	Higher average Yield(Kg/Ha)	Synthetic Yield
360	Bidar	Humnabad	Humnabad (ULB)	GP	Soybean (bhat)	RF	200	4	2034.59				
361	Bidar	Humnabad	ITGA	GP	Soybean (bhat)	RF	1440	4	1575.80				
362	Bidar	Humnabad	JALASANGI	GP	Soybean (bhat)	RF	329	4	2488.56				
363	Bidar	Humnabad	KALLUR	GP	Soybean (bhat)	RF	432	4	2032.62				
364	Bidar	Humnabad	KANKATTA	GP	Soybean (bhat)	RF	248	4	1722.80				
365	Bidar	Humnabad	KODAMBAL	GP	Soybean (bhat)	RF	514	4	2121.57				
366	Bidar	Humnabad	MADARGAON	GP	Soybean (bhat)	RF	544	4	1933.79				
367	Bidar	Humnabad	MANGALGI	GP	Soybean (bhat)	RF	484	4	2531.40				
368	Bidar	Humnabad	MANIKNAGAR	GP	Soybean (bhat)	RF	606	4	1889.23				
369	Bidar	Humnabad	MANNAEKHELLI	GP	Soybean (bhat)	RF	274	4	2088.62				
370	Bidar	Humnabad	MEENKERA	GP	Soybean (bhat)	RF	477	4	1768.19				
371	Bidar	Humnabad	MUSTARI	GP	Soybean (bhat)	RF	506	4	2273.11				
372	Bidar	Humnabad	MUTHANGI	GP	Soybean (bhat)	RF	281	4	1831.28				
373	Bidar	Humnabad	NANDGAON	GP	Soybean (bhat)	RF	354	4	2023.72				
374	Bidar	Humnabad	NIRNA	GP	Soybean (bhat)	RF	316	4	2140.41				
375	Bidar	Humnabad	SEETALGERA	GP	Soybean (bhat)	RF	706	4	2062.27				
376	Bidar	Humnabad	SHEDOL	GP	Soybean (bhat)	RF	693	4	2162.10				
377	Bidar	Humnabad	SINDHANKERA	GP	Soybean (bhat)	RF	447	4	1605.67				

Government of Karnataka
Directorate of Economics and Statistics
GP Level Average Yield data for Kharif season 2017-18

S.N	District	Taluk	Insurance Unit (hobli/ GP)	GP/HOBLI	Crop	IRR_RF	Area_Sown_Ha	No_CCE_Conducted	Average Yield(Kg/Ha)	Name_Of_Higher_Level	No_cce Conducted_Higher	Higher average Yield(Kg/Ha)	Synthetic Yield
378	Bidar	Humnabad	SULTANABAD	GP	Soybean (bhat)	RF	561	4	3076.93				
379	Bidar	Humnabad	TALMADGI	GP	Soybean (bhat)	RF	435	4	1303.74				
380	Bidar	Humnabad	UDABNALLI	GP	Soybean (bhat)	RF	587	4	1915.18				
381	Bidar	Humnabad	UDBAL	GP	Soybean (bhat)	RF	328	4	1877.78				


Joint Director
Crop insurance scheme Division
Directorate of Economics and Statistics



Government of Karnataka
Directorate of Economics and Statistics
GP Level Average Yield data for Kharif season 2017-18

S.N	District	Taluk	Insurance Unit (hobli/ GP)	GP/HOBLI	Crop	IRR_RF	Area_Sown_Ha	No_CCE_Conducted	Average Yield(Kg/Ha)	Name_Of_Higher_Level	No_cce_Conducted_Higher	Higher average Yield(Kg/Ha)	Synthetic Yield
1	ChamarajNagar	ChamarajaNagara	AALLOORU	GP	Maize (Makka)	RF	90	4	4385.10				
2	ChamarajNagar	ChamarajaNagara	AMACHAVADI	GP	Maize (Makka)	RF	51	4	5732.35				
3	ChamarajNagar	ChamarajaNagara	ARAKALAVADI	GP	Maize (Makka)	RF	112	4	4372.00				
4	ChamarajNagar	ChamarajaNagara	ATTUGOOLIPURA	GP	Maize (Makka)	RF	90	4	5609.15				
5	ChamarajNagar	ChamarajaNagara	BAAGALI	GP	Maize (Makka)	RF	45	4	6594.69				
6	ChamarajNagar	ChamarajaNagara	BADANAGUPPE	GP	Maize (Makka)	RF	65	4	490.77				
7	ChamarajNagar	ChamarajaNagara	BHOGAPURA	GP	Maize (Makka)	RF	75	4	3845.16				
8	ChamarajNagar	ChamarajaNagara	BISALAVADI	GP	Maize (Makka)	RF	79	4	4686.53				
9	ChamarajNagar	ChamarajaNagara	CHANDAKAVADI	GP	Maize (Makka)	RF	79			Hobli Level	54	4493.96	
10	ChamarajNagar	ChamarajaNagara	DEMAHALLI	GP	Maize (Makka)	RF	44	4	5860.78				
11	ChamarajNagar	ChamarajaNagara	DODDAMOIF	GP	Maize (Makka)	RF	59	4	4710.12				
12	ChamarajNagar	ChamarajaNagara	GOOLIPURA	GP	Maize (Makka)	RF	50			Hobli Level	35	3389.25	
13	ChamarajNagar	ChamarajaNagara	HARADANAHALLI	GP	Maize (Makka)	RF	33	4	4160.84				
14	ChamarajNagar	ChamarajaNagara	HARAVE	GP	Maize (Makka)	RF	2			Hobli Level	42	3729.40	
15	ChamarajNagar	ChamarajaNagara	HEBBASOORU	GP	Maize (Makka)	RF	134	4	4639.35				
16	ChamarajNagar	ChamarajaNagara	HEGGOTAARA	GP	Maize (Makka)	RF	52	4	131.06				
17	ChamarajNagar	ChamarajaNagara	HONGANOORU	GP	Maize (Makka)	RF	29			Hobli Level	35	3389.25	
18	ChamarajNagar	ChamarajaNagara	HONNAHALLI	GP	Maize (Makka)	RF	85	4	4555.47				

Government of Karnataka
Directorate of Economics and Statistics
GP Level Average Yield data for Kharif season 2017-18

S.N	District	Taluk	Insurance Unit (hobli/ GP)	GP/HOBLI	Crop	IRR_RF	Area_Sown_Ha	No_CCE_Conducted	Average Yield(Kg/Ha)	Name_Of_Higher_Level	No_cce Conducted_Higher	Higher average Yield(Kg/Ha)	Synthetic yield
19	ChamarajNagar	ChamarajaNagara	IRASAVADI	GP	Maize (Makka)	RF	33	4	3292.10				
20	ChamarajNagar	ChamarajaNagara	JYOTHIGOWDANAPURA	GP	Maize (Makka)	RF	84	4	3302.59				
21	ChamarajNagar	ChamarajaNagara	KAGALAVADI	GP	Maize (Makka)	RF	66	4	2223.22				
22	ChamarajNagar	ChamarajaNagara	KEMAPANAPURA	GP	Maize (Makka)	RF	48			Hobli Level	35	3389.25	
23	ChamarajNagar	ChamarajaNagara	KOODLOORU;	GP	Maize (Makka)	RF	63	4	4586.93				
24	ChamarajNagar	ChamarajaNagara	KOTHALAVADI	GP	Maize (Makka)	RF	32	4	4204.25				
25	ChamarajNagar	ChamarajaNagara	MADAPURA	GP	Maize (Makka)	RF	59	4	4738.95				
26	ChamarajNagar	ChamarajaNagara	MANGALA	GP	Maize (Makka)	RF	43	4	3370.73				
27	ChamarajNagar	ChamarajaNagara	MASANAPURA	GP	Maize (Makka)	RF	35	4	4104.64				
28	ChamarajNagar	ChamarajaNagara	NAGAVALLI	GP	Maize (Makka)	RF	69	4	4518.78				
29	ChamarajNagar	ChamarajaNagara	NANJEDEVANAPURA	GP	Maize (Makka)	RF	17			Hobli Level	16	3422.63	
30	ChamarajNagar	ChamarajaNagara	NAVILOORU	GP	Maize (Makka)	RF	39	4	686.73				
31	ChamarajNagar	ChamarajaNagara	PUNAJANOORU	GP	Maize (Makka)	RF	91	4	7995.41				
32	ChamarajNagar	ChamarajaNagara	SAGADE	GP	Maize (Makka)	RF	14	4	3767.05				
33	ChamarajNagar	ChamarajaNagara	SANTHEMARAHALLI	GP	Maize (Makka)	RF	30	4	2406.17				
34	ChamarajNagar	ChamarajaNagara	SHIVAPURA	GP	Maize (Makka)	RF	78			Hobli Level	28	3106.47	
35	ChamarajNagar	ChamarajaNagara	UMMATHOORU	GP	Maize (Makka)	RF	101	4	0.00				
36	ChamarajNagar	ChamarajaNagara	VENKATAIAHANATHARA	GP	Maize (Makka)	RF	61	4	2558.72				

Government of Karnataka
Directorate of Economics and Statistics
GP Level Average Yield data for Kharif season 2017-18

S.N	District	Taluk	Insurance Unit (hobli/ GP)	GP/HOBLI	Crop	IRR_RF	Area_Sown_Ha	No_CCE_Conducted	Average Yield(Kg/Ha)	Name_Of_Higher_Level	No_cce Conducted_Higher	Higher average Yield(Kg/Ha)	Synthetic Yield
37	ChamarajNagar	ChamarajaNagara	YERAGANAHALLI	GP	Maize (Makka)	RF	91	4	4403.45				
38	ChamarajNagar	Gundlupet	AGATHAGOWDANA HALLI	GP	Sorghum (Jowar/Great Millet)	RF	605	4	529.19				
39	ChamarajNagar	Gundlupet	ALATHUR	GP	Sorghum (Jowar/Great Millet)	RF	387	4	675.96				
40	ChamarajNagar	Gundlupet	ANNUR	GP	Sorghum (Jowar/Great Millet)	RF	200	4	1000.37				
41	ChamarajNagar	Gundlupet	BACHAHALLI	GP	Sorghum (Jowar/Great Millet)	RF	197	4	757.39				
42	ChamarajNagar	Gundlupet	BALACHAVADI	GP	Sorghum (Jowar/Great Millet)	RF	584	4	70.29				
43	ChamarajNagar	Gundlupet	BANNITALAPURA	GP	Sorghum (Jowar/Great Millet)	RF	439	4	1796.35				
44	ChamarajNagar	Gundlupet	BARAGI	GP	Sorghum (Jowar/Great Millet)	RF	577	4	1062.05				
45	ChamarajNagar	Gundlupet	BEGUR	GP	Sorghum (Jowar/Great Millet)	RF	181	4	1403.88				
46	ChamarajNagar	Gundlupet	BERAMBADI	GP	Sorghum (Jowar/Great Millet)	RF	272	4	1183.05				
47	ChamarajNagar	Gundlupet	BHIMANABEEDU	GP	Sorghum (Jowar/Great Millet)	RF	173	4	955.54				
48	ChamarajNagar	Gundlupet	BOMMALAPURA	GP	Sorghum (Jowar/Great Millet)	RF	464	4	802.14				
49	ChamarajNagar	Gundlupet	BOMMANAHALLI	GP	Sorghum (Jowar/Great Millet)	RF	617	4	134.83				

Government of Karnataka
Directorate of Economics and Statistics
GP Level Average Yield data for Kharif season 2017-18

S.N	District	Taluk	Insurance Unit (hobli/ GP)	GP/HOBLI	Crop	IRR_RF	Area_Sown_Ha	No_CCE_Conducted	Average Yield(Kg/Ha)	Name_Of_Higher_Level	No_cce_Conducted_Higher	Higher average Yield(Kg/Ha)	Synthetic Yield
50	ChamarajNagar	Gundlupet	CHIKKATI	GP	Sorghum (Jowar/Great Millet)	RF	265	4	725.57				
51	ChamarajNagar	Gundlupet	HANGALA	GP	Sorghum (Jowar/Great Millet)	RF	282	4	1026.19				
52	ChamarajNagar	Gundlupet	HOREYALA	GP	Sorghum (Jowar/Great Millet)	RF	174	4	729.70				
53	ChamarajNagar	Gundlupet	HUNDIPURA	GP	Sorghum (Jowar/Great Millet)	RF	363	4	839.51				
54	ChamarajNagar	Gundlupet	KABBALLI	GP	Sorghum (Jowar/Great Millet)	RF	417	4	713.17				
55	ChamarajNagar	Gundlupet	KANNEGALA	GP	Sorghum (Jowar/Great Millet)	RF	539	4	940.13				
56	ChamarajNagar	Gundlupet	KELASUR	GP	Sorghum (Jowar/Great Millet)	RF	347	4	890.94				
57	ChamarajNagar	Gundlupet	KODASOGE	GP	Sorghum (Jowar/Great Millet)	RF	867	4	810.55				
58	ChamarajNagar	Gundlupet	KOOTHANOORU	GP	Sorghum (Jowar/Great Millet)	RF	65	4	889.57				
59	ChamarajNagar	Gundlupet	KOTEKERE	GP	Sorghum (Jowar/Great Millet)	RF	479	4	1337.77				
60	ChamarajNagar	Gundlupet	MANGALA	GP	Sorghum (Jowar/Great Millet)	RF	533	4	828.14				
61	ChamarajNagar	Gundlupet	MOOKHAHALLI	GP	Sorghum (Jowar/Great Millet)	RF	356	4	788.93				
62	ChamarajNagar	Gundlupet	NENEKATTE	GP	Sorghum (Jowar/Great Millet)	RF	772	4	718.39				

Government of Karnataka
Directorate of Economics and Statistics
GP Level Average Yield data for Kharif season 2017-18

S.N	District	Taluk	Insurance Unit (hobli/ GP)	GP/HOBLI	Crop	IRR_RF	Area_Sown_Ha	No_CCE_Conducted	Average Yield(Kg/Ha)	Name_Of_Higher_Level	No_cce Conducted_Higher	Higher average Yield(Kg/Ha)	Synthetic Yield
63	ChamarajNagar	Gundlupet	NITRE	GP	Sorghum (Jowar/Great Millet)	RF	461	4	660.90				
64	ChamarajNagar	Gundlupet	PADAGURU	GP	Sorghum (Jowar/Great Millet)	RF	478	4	669.76				
65	ChamarajNagar	Gundlupet	PUTTANAPURA	GP	Sorghum (Jowar/Great Millet)	RF	459	4	767.55				
66	ChamarajNagar	Gundlupet	RAGHAVAPURA	GP	Sorghum (Jowar/Great Millet)	RF	347	4	832.69				
67	ChamarajNagar	Gundlupet	SHINDANAPURA	GP	Sorghum (Jowar/Great Millet)	RF	566	4	692.50				
68	ChamarajNagar	Gundlupet	SHIVAPURA	GP	Sorghum (Jowar/Great Millet)	RF	432	4	978.29				
69	ChamarajNagar	Gundlupet	SOMAHALLI	GP	Sorghum (Jowar/Great Millet)	RF	430	4	680.09				
70	ChamarajNagar	Gundlupet	TERAKANAMBHI	GP	Sorghum (Jowar/Great Millet)	RF	95			Hobli Level	26	574.43	
71	ChamarajNagar	Gundlupet	VADDAGERE	GP	Sorghum (Jowar/Great Millet)	RF	581	4	809.32				
72	ChamarajNagar	Gundlupet	AGATHAGOWDANA HALLI	GP	SUNFLOWER	RF	217	4	776.87				
73	ChamarajNagar	Gundlupet	ALATHUR	GP	SUNFLOWER	RF	141	4	543.81				
74	ChamarajNagar	Gundlupet	ANNUR	GP	SUNFLOWER	RF	248	4	496.91				
75	ChamarajNagar	Gundlupet	BACHAHALLI	GP	SUNFLOWER	RF	10	4	404.56				
76	ChamarajNagar	Gundlupet	BALACHAVADI	GP	SUNFLOWER	RF	289	4	419.22				
77	ChamarajNagar	Gundlupet	BANNITALAPURA	GP	SUNFLOWER	RF	247	4	870.68				

Government of Karnataka
Directorate of Economics and Statistics
GP Level Average Yield data for Kharif season 2017-18

S.N	District	Taluk	Insurance Unit (hobli/ GP)	GP/HOBLI	Crop	IRR_RF	Area_Sown_Ha	No_CCE_Conducted	Average Yield(Kg/Ha)	Name_Of_Higher_Level	No_cce Conducted_Higher	Higher average Yield(Kg/Ha)	Synthetic Yield
78	ChamarajNagar	Gundlupet	BARAGI	GP	SUNFLOWER	RF	193	4	684.53				
79	ChamarajNagar	Gundlupet	BEGUR	GP	SUNFLOWER	RF	24	4	836.97				
80	ChamarajNagar	Gundlupet	BERAMBADI	GP	SUNFLOWER	RF	50	4	1011.40				
81	ChamarajNagar	Gundlupet	BHIMANABEEDU	GP	SUNFLOWER	RF	65	4	369.39				
82	ChamarajNagar	Gundlupet	BOMMALAPURA	GP	SUNFLOWER	RF	410			Hobli Level	26	797.80	
83	ChamarajNagar	Gundlupet	BOMMANAHALLI	GP	SUNFLOWER	RF	435			Hobli Level	25	585.26	
84	ChamarajNagar	Gundlupet	CHIKKATI	GP	SUNFLOWER	RF	202	4	702.85				
85	ChamarajNagar	Gundlupet	HANGALA	GP	SUNFLOWER	RF	203	4	1367.30				
86	ChamarajNagar	Gundlupet	HOREYALA	GP	SUNFLOWER	RF	74			Hobli Level	30	749.81	
87	ChamarajNagar	Gundlupet	HUNDIPURA	GP	SUNFLOWER	RF	601	4	496.91				
88	ChamarajNagar	Gundlupet	KABBALLI	GP	SUNFLOWER	RF	162	4	943.98				
89	ChamarajNagar	Gundlupet	KANNEGALA	GP	SUNFLOWER	RF	350	4	615.64				
90	ChamarajNagar	Gundlupet	KELASUR	GP	SUNFLOWER	RF	173	4	482.25				
91	ChamarajNagar	Gundlupet	KODASOGE	GP	SUNFLOWER	RF	635			Hobli Level	25	585.26	
92	ChamarajNagar	Gundlupet	KOOTHANORU	GP	SUNFLOWER	RF	60	4	503.50				
93	ChamarajNagar	Gundlupet	KOTEKERE	GP	SUNFLOWER	RF	35			Hobli Level	30	749.81	
94	ChamarajNagar	Gundlupet	MANGALA	GP	SUNFLOWER	RF	69			Hobli Level	26	797.80	
95	ChamarajNagar	Gundlupet	MOOKHAHALLI	GP	SUNFLOWER	RF	287	4	713.85				

Government of Karnataka
Directorate of Economics and Statistics
GP Level Average Yield data for Kharif season 2017-18

S.N	District	Taluk	Insurance Unit (hobli/ GP)	GP/HOBLI	Crop	IRR_RF	Area_Sown_Ha	No_CCE_Conducted	Average Yield(Kg/Ha)	Name_Of_Higher_Level	No_cce Conducted_Higher	Higher average Yield(Kg/Ha)	Synthetic Yield
96	ChamarajNagar	Gundlupet	NENEKATTE	GP	SUNFLOWER	RF	394	4	602.45				
97	ChamarajNagar	Gundlupet	NITRE	GP	SUNFLOWER	RF	153	4	699.19				
98	ChamarajNagar	Gundlupet	PADAGURU	GP	SUNFLOWER	RF	229	4	625.90				
99	ChamarajNagar	Gundlupet	PUTTANAPURA	GP	SUNFLOWER	RF	326	4	731.43				
100	ChamarajNagar	Gundlupet	RAGHAVAPURA	GP	SUNFLOWER	RF	164	4	858.96				
101	ChamarajNagar	Gundlupet	SHINDANAPURA	GP	SUNFLOWER	RF	503	4	458.06				
102	ChamarajNagar	Gundlupet	SHIVAPURA	GP	SUNFLOWER	RF	234	4	816.45				
103	ChamarajNagar	Gundlupet	SOMAHALLI	GP	SUNFLOWER	RF	79	4	727.77				
104	ChamarajNagar	Gundlupet	TERAKANAMBHI	GP	SUNFLOWER	RF	45	4	639.09				
105	ChamarajNagar	Gundlupet	VADDAGERE	GP	SUNFLOWER	RF	404			Hobli Level	25	585.26	
106	ChamarajNagar	Kollegala	AJJIPURA	GP	Maize (Makka)	RF	720	4	4586.93				
107	ChamarajNagar	Kollegala	BAILOORU	GP	Maize (Makka)	RF	450	4	6683.81				
108	ChamarajNagar	Kollegala	BANDALLI	GP	Maize (Makka)	RF	34	4	6274.92				
109	ChamarajNagar	Kollegala	CHIKKALLURU	GP	Maize (Makka)	RF	362	4	4261.91				
110	ChamarajNagar	Kollegala	CHIKKAMAALAPURA	GP	Maize (Makka)	RF	537	4	5215.99				
111	ChamarajNagar	Kollegala	DHANAGERE	GP	Maize (Makka)	RF	235	4	5560.93				
112	ChamarajNagar	Kollegala	DINNALLI	GP	Maize (Makka)	RF	83	4	4809.72				
113	ChamarajNagar	Kollegala	DODDINDUVADI	GP	Maize (Makka)	RF	103	4	5195.28				

Government of Karnataka
Directorate of Economics and Statistics
GP Level Average Yield data for Kharif season 2017-18

S.N	District	Taluk	Insurance Unit (hobli/ GP)	GP/HOBLI	Crop	IRR_RF	Area_Sown_Ha	No_CCE_Conducted	Average Yield(Kg/Ha)	Name_Of_Higher_Level	No_cce Conducted_Higher	Higher average Yield(Kg/Ha)	Synthetic yield
114	ChamarajNagar	Kollegala	ELLEMAALA	GP	Maize (Makka)	RF	182	4	7609.06				
115	ChamarajNagar	Kollegala	GOPINAATHAM	GP	Maize (Makka)	RF	32	4	2154.34				
116	ChamarajNagar	Kollegala	HARALE	GP	Maize (Makka)	RF	0			Hobli Level	10	5081.79	
117	ChamarajNagar	Kollegala	HOOGYAM	GP	Maize (Makka)	RF	325	4	5792.63				
118	ChamarajNagar	Kollegala	HUTHTHURU	GP	Maize (Makka)	RF	388			Hobli Level	20	5731.33	
119	ChamarajNagar	Kollegala	KANNURU	GP	Maize (Makka)	RF	198	4	5297.40				
120	ChamarajNagar	Kollegala	KONGARAHALLI	GP	Maize (Makka)	RF	68	4	5840.22				
121	ChamarajNagar	Kollegala	KOUDALLI	GP	Maize (Makka)	RF	280	4	4817.58				
122	ChamarajNagar	Kollegala	KUNAGALLI	GP	Maize (Makka)	RF	72	4	4744.19				
123	ChamarajNagar	Kollegala	KUNTHOORU	GP	Maize (Makka)	RF	0			Hobli Level	10	5081.79	
124	ChamarajNagar	Kollegala	KURATTIHOSOORU	GP	Maize (Makka)	RF	133	4	6547.51				
125	ChamarajNagar	Kollegala	LOKKANAHALLI	GP	Maize (Makka)	RF	440	4	5834.57				
126	ChamarajNagar	Kollegala	M.M.HILLS	GP	Maize (Makka)	RF	301	4	5278.90				
127	ChamarajNagar	Kollegala	MAARTALLI	GP	Maize (Makka)	RF	260	4	5032.51				
128	ChamarajNagar	Kollegala	MADHUVINAHALLI	GP	Maize (Makka)	RF	75	4	7265.69				
129	ChamarajNagar	Kollegala	MANAGALLI	GP	Maize (Makka)	RF	139	4	5635.37				
130	ChamarajNagar	Kollegala	MANGALA	GP	Maize (Makka)	RF	134	4	3386.46				
131	ChamarajNagar	Kollegala	P.G.PAALYA	GP	Maize (Makka)	RF	636	4	5048.24				

Government of Karnataka
Directorate of Economics and Statistics
GP Level Average Yield data for Kharif season 2017-18

S.N	District	Taluk	Insurance Unit (hobli/ GP)	GP/HOBLI	Crop	IRR_RF	Area_Sown_Ha	No_CCE_Conducted	Average Yield(Kg/Ha)	Name_Of_Higher_Level	No_cce_Conducted_Higher	Higher average Yield(Kg/Ha)	Synthetic Yield
132	ChamarajNagar	Kollegala	PAALYA	GP	Maize (Makka)	RF	8	4	5976.11				
133	ChamarajNagar	Kollegala	PONNACHI	GP	Maize (Makka)	RF	93	4	6133.38				
134	ChamarajNagar	Kollegala	RAAMAPURA	GP	Maize (Makka)	RF	321	4	4193.76				
135	ChamarajNagar	Kollegala	SATTEGAALA	GP	Maize (Makka)	RF	6	4	4877.87				
136	ChamarajNagar	Kollegala	SHAAGYA	GP	Maize (Makka)	RF	264	4	6078.33				
137	ChamarajNagar	Kollegala	SIDDAIANAPURA	GP	Maize (Makka)	RF	0			Hobli Level	10	5081.79	
138	ChamarajNagar	Kollegala	SINGANALLURU	GP	Maize (Makka)	RF	470	4	5084.94				
139	ChamarajNagar	Kollegala	SOOLERIPAALYA	GP	Maize (Makka)	RF	185	4	5242.20				
140	ChamarajNagar	Kollegala	TAGARAPURA	GP	Maize (Makka)	RF	61	4	5284.14				
141	ChamarajNagar	Kollegala	THELLANURU	GP	Maize (Makka)	RF	168	4	4067.95				
142	ChamarajNagar	Kollegala	AJJIPURA	GP	RAGI	RF	2430	4	2157.28				
143	ChamarajNagar	Kollegala	BANDALLI	GP	RAGI	RF	118	4	2248.82				
144	ChamarajNagar	Kollegala	CHIKKALLURU	GP	RAGI	RF	495	4	1815.88				
145	ChamarajNagar	Kollegala	CHIKKAMAALAPURA	GP	RAGI	RF	440	4	2950.36				
146	ChamarajNagar	Kollegala	DHANAGERE	GP	RAGI	RF	409	4	3768.32				
147	ChamarajNagar	Kollegala	DINNALLI	GP	RAGI	RF	318	4	2043.49				
148	ChamarajNagar	Kollegala	DODDINDUVADI	GP	RAGI	RF	240	4	2335.81				
149	ChamarajNagar	Kollegala	ELLEMAALA	GP	RAGI	RF	275	4	3141.92				

Government of Karnataka
Directorate of Economics and Statistics
GP Level Average Yield data for Kharif season 2017-18


S.N	District	Taluk	Insurance Unit (hobli/ GP)	GP/HOBLI	Crop	IRR_RF	Area_Sown_Ha	No_CCE_Conducted	Average Yield(Kg/Ha)	Name_Of_Higher_Level	No_cce Conducted_Higher	Higher average Yield(Kg/Ha)	Synthetic field
150	ChamarajNagar	Kollegala	GOPINAATHAM	GP	RAGI	RF	0			Hobli Level	28	2296.92	
151	ChamarajNagar	Kollegala	HARALE	GP	RAGI	RF	0			Hobli Level	16	2599.50	
152	ChamarajNagar	Kollegala	HOOGYAM	GP	RAGI	RF	248	4	2417.05				
153	ChamarajNagar	Kollegala	HUTHTHURU	GP	RAGI	RF	213	4	2080.59				
154	ChamarajNagar	Kollegala	KANNURU	GP	RAGI	RF	454	4	1144.20				
155	ChamarajNagar	Kollegala	KONGARAHALLI	GP	RAGI	RF	125	4	3031.14				
156	ChamarajNagar	Kollegala	KOUDALLI	GP	RAGI	RF	820	4	2249.02				
157	ChamarajNagar	Kollegala	KUNAGALLI	GP	RAGI	RF	14	4	2063.28				
158	ChamarajNagar	Kollegala	KUNTHOORU	GP	RAGI	RF	4	4	3240.88				
159	ChamarajNagar	Kollegala	KURATTIHOSOORU	GP	RAGI	RF	723	4	2548.17				
160	ChamarajNagar	Kollegala	LOKKANAHALLI	GP	RAGI	RF	362	4	2899.47				
161	ChamarajNagar	Kollegala	MAARTALLI	GP	RAGI	RF	44	4	2350.26				
162	ChamarajNagar	Kollegala	MADHUVINAHALLI	GP	RAGI	RF	0			Hobli Level	29	2529.65	
163	ChamarajNagar	Kollegala	MANAGALLI	GP	RAGI	RF	518	4	2408.14				
164	ChamarajNagar	Kollegala	MANGALA	GP	RAGI	RF	189	4	2127.60				
165	ChamarajNagar	Kollegala	MULLURU	GP	RAGI	RF	0			Hobli Level	16	2599.50	
166	ChamarajNagar	Kollegala	P.G.PAALYA	GP	RAGI	RF	380	4	2771.82				
167	ChamarajNagar	Kollegala	PAALYA	GP	RAGI	RF	128	4	2511.06				

Government of Karnataka
Directorate of Economics and Statistics
GP Level Average Yield data for Kharif season 2017-18

S.N	District	Taluk	Insurance Unit (hobli/ GP)	GP/HOBLI	Crop	IRR_RF	Area_Sown_Ha	No_CCE_Conducted	Average Yield(Kg/Ha)	Name_Of_Higher_Level	No_cce Conducted_Higher	Higher average Yield(Kg/Ha)	Synthetic Yield
168	ChamarajNagar	Kollegala	PONNACHI	GP	RAGI	RF	112	4	2597.65				
169	ChamarajNagar	Kollegala	RAAMAPURA	GP	RAGI	RF	456	4	2360.15				
170	ChamarajNagar	Kollegala	SATTEGAALA	GP	RAGI	RF	6			Hobli Level	45	2552.93	
171	ChamarajNagar	Kollegala	SHAAGYA	GP	RAGI	RF	185	4	2446.74				
172	ChamarajNagar	Kollegala	SIDDAIANAPURA	GP	RAGI	RF	0			Hobli Level	16	2599.50	
173	ChamarajNagar	Kollegala	SINGANALLURU	GP	RAGI	RF	481	4	2820.31				
174	ChamarajNagar	Kollegala	SOOLERIPAALYA	GP	RAGI	RF	460	4	1929.73				
175	ChamarajNagar	Kollegala	TAGARAPURA	GP	RAGI	RF	3	4	2827.73				
176	ChamarajNagar	Kollegala	THELLANURU	GP	RAGI	RF	44	4	2097.91				
177	ChamarajNagar	Kollegala	THIMMARRAJIPURA	GP	RAGI	RF	12	4	2266.14				
178	ChamarajNagar	Yalandur	AGARA	GP	PADDY	IRR	16	4	6071.00				
179	ChamarajNagar	Yalandur	AMBALE	GP	PADDY	IRR	10	4	6393.79				
180	ChamarajNagar	Yalandur	DUGGAHATTI	GP	PADDY	IRR	75	4	5286.87				
181	ChamarajNagar	Yalandur	GOWDAHALLI	GP	PADDY	IRR	37	4	4502.26				
182	ChamarajNagar	Yalandur	GUMBALLI	GP	PADDY	IRR	35	4	6936.40				
183	ChamarajNagar	Yalandur	HONNOORU	GP	PADDY	IRR	21			Hobli Level	18	6239.46	
184	ChamarajNagar	Yalandur	KESTHOORU	GP	PADDY	IRR	52	4	2694.78				
185	ChamarajNagar	Yalandur	MADDOORU	GP	PADDY	IRR	60	4	6079.69				

Government of Karnataka
Directorate of Economics and Statistics
GP Level Average Yield data for Kharif season 2017-18

S.N	District	Taluk	Insurance Unit (hobli/ GP)	GP/HOBLI	Crop	IRR_RF	Area_Sown_Ha	No_CCE_Conducted	Average Yield(Kg/Ha)	Name_Of_Higher_Level	No_cce_Conducted_Higher	Higher average Yield(Kg/Ha)	Synthetic Yield
186	ChamarajNagar	Yalandur	MAMBALLI	GP	PADDY	IRR	7	4	3097.36				
187	ChamarajNagar	Yalandur	YERAGAMBALLI	GP	PADDY	IRR	20	4	5249.90				
188	ChamarajNagar	Yalandur	YERIYOORU	GP	PADDY	IRR	13	4	8412.98				


Joint Director
Crop insurance scheme Division
Directorate of Economics and Statistics

(S)

Government of Karnataka
Directorate of Economics and Statistics
GP Level Average Yield data for Kharif season 2017-18

S.N	District	Taluk	Insurance Unit (hobli/ GP)	GP/HOBLI	Crop	IRR_RF	Area_Sown_Ha	No_CCE_Conducted	Average Yield(Kg/Ha)	Name_Of_Higher_Level	No_cce_Conducted_Higher	Higher average Yield(Kg/Ha)	Synthetic yield
1	Chikkaballapur	Bagepalli	BILLUR	GP	GROUNDNUT	RF	450	8	1475.65				
2	Chikkaballapur	Bagepalli	CHAKAVELU	GP	GROUNDNUT	RF	452			Hobli Level	22	1512.23	
3	Chikkaballapur	Bagepalli	CHELUR	GP	GROUNDNUT	RF	650			Hobli Level	22	1512.23	
4	Chikkaballapur	Bagepalli	DEVARAGUDIPALLI	GP	GROUNDNUT	RF	124			Hobli Level	59	1156.90	
5	Chikkaballapur	Bagepalli	GANTUMVARIPALLI	GP	GROUNDNUT	RF	550			Hobli Level	59	1156.93	
6	Chikkaballapur	Bagepalli	GORTHAPALLI	GP	GROUNDNUT	RF	880			Hobli Level	31	1151.89	
7	Chikkaballapur	Bagepalli	GULUR	GP	GROUNDNUT	RF	670			Hobli Level	31	1151.89	
8	Chikkaballapur	Bagepalli	JOOLAPALYA	GP	GROUNDNUT	RF	325			Hobli Level	14	1000.30	
9	Chikkaballapur	Bagepalli	KANAGAMAKALAPALLI	GP	GROUNDNUT	RF	340			Hobli Level	42	1012.38	
10	Chikkaballapur	Bagepalli	KOTHAKOTE	GP	GROUNDNUT	RF	370			Hobli Level	31	1151.89	
11	Chikkaballapur	Bagepalli	MARGANUKUNTE	GP	GROUNDNUT	RF	500	8	1100.80				
12	Chikkaballapur	Bagepalli	MITTEMARI	GP	GROUNDNUT	RF	450			Hobli Level	14	1000.30	
13	Chikkaballapur	Bagepalli	NALLAGUTLAPALLI	GP	GROUNDNUT	RF	150			Hobli Level	62	1498.84	
14	Chikkaballapur	Bagepalli	NALLAPAREDDYPALLI	GP	GROUNDNUT	RF	460	8	1285.70				
15	Chikkaballapur	Bagepalli	NAREMUDDEPALLI	GP	GROUNDNUT	RF	185			Hobli Level	40	1391.74	
16	Chikkaballapur	Bagepalli	PALYAKERE	GP	GROUNDNUT	RF	350			Hobli Level	22	1512.23	
17	Chikkaballapur	Bagepalli	PARAGODU	GP	GROUNDNUT	RF	550	8	1118.00				
18	Chikkaballapur	Bagepalli	PATHAPALYA	GP	GROUNDNUT	RF	550	8	1567.35				

Government of Karnataka
Directorate of Economics and Statistics
GP Level Average Yield data for Kharif season 2017-18

S.N	District	Taluk	Insurance Unit (hobli/ GP)	GP/HOBLI	Crop	IRR_RF	Area_Sown_Ha	No_CCE_Conducted	Average Yield(Kg/Ha)	Name_Of_Higher_Level	No_cce Conducted_Higher	Higher average Yield(Kg/Ha)	Synthetic yield
19	Chikkaballapur	Bagepalli	PULIGALLU	GP	GROUNDNUT	RF	440			Hobli Level	93	1472.16	
20	Chikkaballapur	Bagepalli	RACHERAVU	GP	GROUNDNUT	RF	110	8	1483.50				
21	Chikkaballapur	Bagepalli	SOMANATHAPUR	GP	GROUNDNUT	RF	370			Hobli Level	62	1424.60	
22	Chikkaballapur	Bagepalli	THIMAMAPALLI	GP	GROUNDNUT	RF	850			Hobli Level	31	1151.89	
23	Chikkaballapur	Bagepalli	THOLLAPALLI	GP	GROUNDNUT	RF	350	8	989.00				
24	Chikkaballapur	Bagepalli	YELLAMPALLI	GP	GROUNDNUT	RF	480			Hobli Level	42	1143.04	
25	Chikkaballapur	Bagepalli	BILLUR	GP	Maize (Makka)	RF	490	4	5111.15				
26	Chikkaballapur	Bagepalli	CHAKAVELU	GP	Maize (Makka)	RF	750			Hobli Level	11	4094.64	
27	Chikkaballapur	Bagepalli	CHELUR	GP	Maize (Makka)	RF	946			Hobli Level	11	4094.64	
28	Chikkaballapur	Bagepalli	DEVARAGUDIPALLI	GP	Maize (Makka)	RF	652	4	6872.53				
29	Chikkaballapur	Bagepalli	GANTUMVARIPALLI	GP	Maize (Makka)	RF	450	4	3223.95				
30	Chikkaballapur	Bagepalli	GORTHAPALLI	GP	Maize (Makka)	RF	790			Hobli Level	22	4714.62	
31	Chikkaballapur	Bagepalli	GULUR	GP	Maize (Makka)	RF	420	4	6128.13				
32	Chikkaballapur	Bagepalli	JOOLAPALYA	GP	Maize (Makka)	RF	350	4	4284.97				
33	Chikkaballapur	Bagepalli	KANAGAMAKALAPALLI	GP	Maize (Makka)	RF	345	4	2414.03				
34	Chikkaballapur	Bagepalli	KOTHAKOTE	GP	Maize (Makka)	RF	605			Hobli Level	22	4714.62	
35	Chikkaballapur	Bagepalli	MARGANUKUNTE	GP	Maize (Makka)	RF	850	4	4579.06				
36	Chikkaballapur	Bagepalli	MITTEMARI	GP	Maize (Makka)	RF	370	4	5022.03				

Government of Karnataka
Directorate of Economics and Statistics
GP Level Average Yield data for Kharif season 2017-18

S.N	District	Taluk	Insurance Unit (hobli/ GP)	GP/HOBLI	Crop	IRR_RF	Area_Sown_Ha	No_CCE_Conducted	Average Yield(Kg/Ha)	Name_Of_Higher_Level	No_cce_Conducted_Higher	Higher average Yield(Kg/Ha)	Synthetic Yield
37	Chikkaballapur	Bagepalli	NALLAGUTLAPALLI	GP	Maize (Makka)	RF	550			Hobli Level	26	4145.49	
38	Chikkaballapur	Bagepalli	NALLAPAREDDYPALLI	GP	Maize (Makka)	RF	720	4	4919.80				
39	Chikkaballapur	Bagepalli	NAREMUDEPALLI	GP	Maize (Makka)	RF	480			Hobli Level	15	4552.33	
40	Chikkaballapur	Bagepalli	PALYAKERE	GP	Maize (Makka)	RF	920			Hobli Level	11	4094.64	
41	Chikkaballapur	Bagepalli	PARAGODU	GP	Maize (Makka)	RF	555	4	4351.03				
42	Chikkaballapur	Bagepalli	PATHAPALYA	GP	Maize (Makka)	RF	274	4	4880.49				
43	Chikkaballapur	Bagepalli	POLINAYAKANAPALLI	GP	Maize (Makka)	RF	531	4	4691.77				
44	Chikkaballapur	Bagepalli	PULIGALLU	GP	Maize (Makka)	RF	880	4	3957.86				
45	Chikkaballapur	Bagepalli	RACHERAVU	GP	Maize (Makka)	RF	1145	4	3957.86				
46	Chikkaballapur	Bagepalli	SOMANATHAPUR	GP	Maize (Makka)	RF	190			Hobli Level	26	4427.50	
47	Chikkaballapur	Bagepalli	THIMAMAPALLI	GP	Maize (Makka)	RF	970			Hobli Level	22	4714.62	
48	Chikkaballapur	Bagepalli	THOLLAPALLI	GP	Maize (Makka)	RF	338			Hobli Level	15	4552.33	
49	Chikkaballapur	Bagepalli	YELLAMPALLI	GP	Maize (Makka)	RF	620			Hobli Level	28	4476.23	
50	Chikkaballapur	Chikballapur	ADDAGALLU	GP	RAGI	RF	485			Hobli Level	23	2945.15	
51	Chikkaballapur	Chikballapur	AGALAGURKI	GP	RAGI	RF	425	4	2558.07				
52	Chikkaballapur	Chikballapur	AJJIWARA	GP	RAGI	RF	400	4	2414.58				
53	Chikkaballapur	Chikballapur	ANGAREKANAHALLI	GP	RAGI	RF	401			Hobli Level	59	2781.97	
54	Chikkaballapur	Chikballapur	ARUURU	GP	RAGI	RF	480			Hobli Level	23	2945.15	

Government of Karnataka
Directorate of Economics and Statistics
GP Level Average Yield data for Kharif season 2017-18

S.N	District	Taluk	Insurance Unit (hobli/ GP)	GP/HOBLI	Crop	IRR_RF	Area_Sown_Ha	No_CCE_Conducted	Average Yield(Kg/Ha)	Name_Of_Higher_Level	No_cce Conducted_Higher	Higher average Yield(Kg/Ha)	Synthetic Yield
55	Chikkaballapur	Chikballapur	AVAGURKI	GP	RAGI	RF	500	4	3287.88				
56	Chikkaballapur	Chikballapur	DIBBURU	GP	RAGI	RF	504	4	2954.40				
57	Chikkaballapur	Chikballapur	DODDAMARALI	GP	RAGI	RF	402			Hobli Level	35	2394.59	
58	Chikkaballapur	Chikballapur	DODDAPAILAGURKI	GP	RAGI	RF	420	4	3087.49				
59	Chikkaballapur	Chikballapur	GOLLAHALLI	GP	RAGI	RF	404	4	2379.94				
60	Chikkaballapur	Chikballapur	HAROBANDE	GP	RAGI	RF	398	4	3394.26				
61	Chikkaballapur	Chikballapur	HOSAHUDYA	GP	RAGI	RF	455	4	2110.28				
62	Chikkaballapur	Chikballapur	KAMMAGUTTAHALI	GP	RAGI	RF	498	4	3156.76				
63	Chikkaballapur	Chikballapur	KONDENAHALLI	GP	RAGI	RF	400	4	1754.03				
64	Chikkaballapur	Chikballapur	KUPPAHALLI	GP	RAGI	RF	400	4	3216.13				
65	Chikkaballapur	Chikballapur	MANCHNABELE	GP	RAGI	RF	365	4	2795.56				
66	Chikkaballapur	Chikballapur	MANDIKAL	GP	RAGI	RF	354	4	3129.98				
67	Chikkaballapur	Chikballapur	MUDDENAHALLI	GP	RAGI	RF	400	4	1693.96				
68	Chikkaballapur	Chikballapur	NANDI	GP	RAGI	RF	301	4	3201.29				
69	Chikkaballapur	Chikballapur	PATRENAHALLI	GP	RAGI	RF	404	4	2795.57				
70	Chikkaballapur	Chikballapur	PERASANDRA	GP	RAGI	RF	348	4	3127.07				
71	Chikkaballapur	Chikballapur	POSHOTTAHALI	GP	RAGI	RF	489			Hobli Level	35	2394.59	
72	Chikkaballapur	Chikballapur	THIPPANAHALLI	GP	RAGI	RF	440	4	3154.29				

81

Government of Karnataka
Directorate of Economics and Statistics
GP Level Average Yield data for Kharif season 2017-18

S.N	District	Taluk	Insurance Unit (hobli/ GP)	GP/HOBLI	Crop	IRR_RF	Area_Sown_Ha	No_CCE_Conducted	Average Yield(Kg/Ha)	Name_Of_Higher_Level	No_cce Conducted_Higher	Higher average Yield(Kg/Ha)	Synthetic Yield
73	Chikkaballapur	Chinthamani	ANOUR	GP	RAGI	RF	536			Hobli Level	26	1548.23	
74	Chikkaballapur	Chinthamani	BATLAHALLAI	GP	RAGI	RF	689			Hobli Level	14	2482.83	
75	Chikkaballapur	Chinthamani	BHOOMISHETTIHALI	GP	RAGI	RF	596	4	2805.46				
76	Chikkaballapur	Chinthamani	BURUDAGUNTE	GP	RAGI	RF	502			Hobli Level	17	1692.83	
77	Chikkaballapur	Chinthamani	CHILAKALANERPU	GP	RAGI	RF	668	4	1624.89				
78	Chikkaballapur	Chinthamani	CHINNASANDRA	GP	RAGI	RF	702	4	2746.09				
79	Chikkaballapur	Chinthamani	DODDAGANJUR	GP	RAGI	RF	603	4	1425.00				
80	Chikkaballapur	Chinthamani	ENIGADALE	GP	RAGI	RF	512	4	1059.35				
81	Chikkaballapur	Chinthamani	HIREKATTIGENAHALLI	GP	RAGI	RF	246	4	548.03				
82	Chikkaballapur	Chinthamani	IRGAMPALLI	GP	RAGI	RF	602	4	3018.37				
83	Chikkaballapur	Chinthamani	KADADANAMARI	GP	RAGI	RF	712			Hobli Level	32	2434.57	
84	Chikkaballapur	Chinthamani	KAGATHI	GP	RAGI	RF	609	4	1756.51				
85	Chikkaballapur	Chinthamani	KAIWARA	GP	RAGI	RF	426			Hobli Level	45	2152.38	
86	Chikkaballapur	Chinthamani	KATTARIGUPPE	GP	RAGI	RF	568	4	1798.56				
87	Chikkaballapur	Chinthamani	KENCHARLAHALLI	GP	RAGI	RF	421	4	2407.15				
88	Chikkaballapur	Chinthamani	KONAPALLI	GP	RAGI	RF	436	4	2647.13				
89	Chikkaballapur	Chinthamani	KORLAPARTHI	GP	RAGI	RF	510			Hobli Level	17	1692.83	
90	Chikkaballapur	Chinthamani	KOTAGAL	GP	RAGI	RF	496	4	640.75				

Government of Karnataka
Directorate of Economics and Statistics
GP Level Average Yield data for Kharif season 2017-18

S.N	District	Taluk	Insurance Unit (hobli/ GP)	GP/HOBLI	Crop	IRR_RF	Area_Sown_Ha	No_CCE_Conducted	Average Yield(Kg/Ha)	Name_Of_Higher_Level	No_cce_Conducted_Higher	Higher average Yield(Kg/Ha)	Synthetic Yield
91	Chikkaballapur	Chinthamani	KURUBUR	GP	RAGI	RF	546	4	1373.04				
92	Chikkaballapur	Chinthamani	M.GOLLAHALLI	GP	RAGI	RF	460	4	2350.25				
93	Chikkaballapur	Chinthamani	MASTENAHALLI	GP	RAGI	RF	664	4	3265.61				
94	Chikkaballapur	Chinthamani	MINDIGAL	GP	RAGI	RF	592			Hobli Level	52	2243.20	
95	Chikkaballapur	Chinthamani	MITTAHALLI	GP	RAGI	RF	454			Hobli Level	17	1692.83	
96	Chikkaballapur	Chinthamani	MUNAGANAHALLI	GP	RAGI	RF	475	4	1180.08				
97	Chikkaballapur	Chinthamani	MURUGAMALLA	GP	RAGI	RF	485	4	1872.78				
98	Chikkaballapur	Chinthamani	NANDIGANAHALLI	GP	RAGI	RF	365	4	1157.81				
99	Chikkaballapur	Chinthamani	PEDDUR	GP	RAGI	RF	485	4	1434.89				
100	Chikkaballapur	Chinthamani	PERAMACHANAHALLI	GP	RAGI	RF	435	4	1598.17				
101	Chikkaballapur	Chinthamani	RAGUTTAHALLI	GP	RAGI	RF	346	4	1916.76				
102	Chikkaballapur	Chinthamani	SANTHEKALLAHALLI	GP	RAGI	RF	359	4	2417.05				
103	Chikkaballapur	Chinthamani	SHETTIHALLI	GP	RAGI	RF	375	4	1333.46				
104	Chikkaballapur	Chinthamani	TALAGAVARA	GP	RAGI	RF	369	4	2414.58				
105	Chikkaballapur	Chinthamani	ULAVADI	GP	RAGI	RF	435	4	1805.99				
106	Chikkaballapur	Chinthamani	UPPERPETE	GP	RAGI	RF	400	4	1484.72				
107	Chikkaballapur	Chinthamani	YAGAVAKOTE	GP	RAGI	RF	425			Hobli Level	18	1855.46	
108	Chikkaballapur	Gauribidanur	ALAKAPURA	GP	Maize (Makka)	RF	560	4	4403.45				

(9)

Government of Karnataka
Directorate of Economics and Statistics
GP Level Average Yield data for Kharif season 2017-18

S.N	District	Taluk	Insurance Unit (hobli/ GP)	GP/HOBLI	Crop	IRR_RF	Area_Sown_Ha	No_CCE_Conducted	Average Yield(Kg/Ha)	Name_Of_Higher_Level	No_cce Conducted_Higher	Higher average Yield(Kg/Ha)	Synthetic Yield
109	Chikkaballapur	Gauribidanur	ALIPURA	GP	Maize (Makka)	RF	490	4	5043.00				
110	Chikkaballapur	Gauribidanur	B.BOMMASANDRA	GP	Maize (Makka)	RF	550	4	3999.80				
111	Chikkaballapur	Gauribidanur	BEVINAHALLY	GP	Maize (Makka)	RF	401	4	3247.54				
112	Chikkaballapur	Gauribidanur	BYCHAPURA	GP	Maize (Makka)	RF	360	4	6193.66				
113	Chikkaballapur	Gauribidanur	CHIKKAKURUGODU	GP	Maize (Makka)	RF	385	4	5237.25				
114	Chikkaballapur	Gauribidanur	D.PALYA	GP	Maize (Makka)	RF	620	4	4424.42				
115	Chikkaballapur	Gauribidanur	DODDAKURUGODU	GP	Maize (Makka)	RF	490	4	3952.62				
116	Chikkaballapur	Gauribidanur	G.Bommasandra	GP	Maize (Makka)	RF	460	4	4946.02				
117	Chikkaballapur	Gauribidanur	G.KOTHUR	GP	Maize (Makka)	RF	590	4	4260.02				
118	Chikkaballapur	Gauribidanur	GANGASANDRA	GP	Maize (Makka)	RF	510	4	4788.75				
119	Chikkaballapur	Gauribidanur	GEDARE	GP	Maize (Makka)	RF	580	4	4864.76				
120	Chikkaballapur	Gauribidanur	GOWDAGERE	GP	Maize (Makka)	RF	480	4	3666.92				
121	Chikkaballapur	Gauribidanur	HALAGANAHALLY	GP	Maize (Makka)	RF	491	4	5336.56				
122	Chikkaballapur	Gauribidanur	HALEHALLY	GP	Maize (Makka)	RF	435	4	3984.07				
123	Chikkaballapur	Gauribidanur	HIREBIDANUR	GP	Maize (Makka)	RF	425	4	4917.18				
124	Chikkaballapur	Gauribidanur	HOSUR	GP	Maize (Makka)	RF	480	4	4565.96				
125	Chikkaballapur	Gauribidanur	HUDUGUR	GP	Maize (Makka)	RF	600	4	5499.07				
126	Chikkaballapur	Gauribidanur	IDAGUR	GP	Maize (Makka)	RF	455	4	4240.94				

Government of Karnataka
Directorate of Economics and Statistics
GP Level Average Yield data for Kharif season 2017-18

S.N	District	Taluk	Insurance Unit (hobli/ GP)	GP/HOBLI	Crop	IRR_RF	Area_Sown_Ha	No_CCE_Conducted	Average Yield(Kg/Ha)	Name_Of_Higher_Level	No_cce Conducted_Higher	Higher average Yield(Kg/Ha)	Synthetic yield
127	Chikkaballapur	Gauribidanur	JARABANDAHALLY	GP	Maize (Makka)	RF	535	4	4513.54				
128	Chikkaballapur	Gauribidanur	KADALAVENI	GP	Maize (Makka)	RF	450	4	5787.39				
129	Chikkaballapur	Gauribidanur	KALLINAYAKANAHALLI	GP	Maize (Makka)	RF	450	4	2904.18				
130	Chikkaballapur	Gauribidanur	KURUDI	GP	Maize (Makka)	RF	450	4	4204.25				
131	Chikkaballapur	Gauribidanur	MANCHENAHALLI	GP	Maize (Makka)	RF	435	4	5388.98				
132	Chikkaballapur	Gauribidanur	MELYA	GP	Maize (Makka)	RF	495	4	4927.96				
133	Chikkaballapur	Gauribidanur	MINAKANAGURKI	GP	Maize (Makka)	RF	380	4	5155.71				
134	Chikkaballapur	Gauribidanur	MUDUGERE	GP	Maize (Makka)	RF	540	4	3711.48				
135	Chikkaballapur	Gauribidanur	MUDULODU	GP	Maize (Makka)	RF	400	4	3321.23				
136	Chikkaballapur	Gauribidanur	NAGARAGERE	GP	Maize (Makka)	RF	405	4	3815.74				
137	Chikkaballapur	Gauribidanur	NAKKALAHALLI	GP	Maize (Makka)	RF	623	4	4859.52				
138	Chikkaballapur	Gauribidanur	NAMAGONDLU	GP	Maize (Makka)	RF	480	4	5517.42				
139	Chikkaballapur	Gauribidanur	PURA	GP	Maize (Makka)	RF	540	4	3184.64				
140	Chikkaballapur	Gauribidanur	RAMAPURA	GP	Maize (Makka)	RF	470	4	4311.71				
141	Chikkaballapur	Gauribidanur	SHYAMPURA	GP	Maize (Makka)	RF	445	4	3347.15				
142	Chikkaballapur	Gauribidanur	SONAGANAHALLY	GP	Maize (Makka)	RF	580	4	3978.83				
143	Chikkaballapur	Gauribidanur	TARIDHALU	GP	Maize (Makka)	RF	605	4	4752.05				
144	Chikkaballapur	Gauribidanur	THONDEBHAVI	GP	Maize (Makka)	RF	440	4	6799.13				

Government of Karnataka
Directorate of Economics and Statistics
GP Level Average Yield data for Kharif season 2017-18

S.N	District	Taluk	Insurance Unit (hobli/ GP)	GP/HOBLI	Crop	IRR_RF	Area_Sown_Ha	No_CCE_Conducted	Average Yield(Kg/Ha)	Name_Of_Higher_Level	No_cce_Conducted_Higher	Higher average Yield(Kg/Ha)	Synthetic yield
145	Chikkaballapur	Gauribidanur	VATADAHOSAHALLY	GP	Maize (Makka)	RF	460			Hobli Level	19	4220.77	
146	Chikkaballapur	Gudibande	BEECHAGANAHALLY	GP	Maize (Makka)	RF	429	4	5892.23				
147	Chikkaballapur	Gudibande	DAPPARTI	GP	Maize (Makka)	RF	129	4	4736.59				
148	Chikkaballapur	Gudibande	HAMPASANDRA	GP	Maize (Makka)	RF	359	4	4638.74				
149	Chikkaballapur	Gudibande	SOMENAHALLY	GP	Maize (Makka)	RF	650	4	4789.80				
150	Chikkaballapur	Gudibande	TIRUMANI	GP	Maize (Makka)	RF	468	4	5509.55				
151	Chikkaballapur	Gudibande	ULLODU	GP	Maize (Makka)	RF	424	4	4142.39				
152	Chikkaballapur	Gudibande	VARLAKONDA	GP	Maize (Makka)	RF	569			Hobli Level	14	5448.44	
153	Chikkaballapur	Gudibande	YELLODU	GP	Maize (Makka)	RF	279	4	3302.06				
154	Chikkaballapur	Gudibande	BEECHAGANAHALLY	GP	RAGI	RF	514	4	2904.42				
155	Chikkaballapur	Gudibande	DAPPARTI	GP	RAGI	RF	198	4	2083.07				
156	Chikkaballapur	Gudibande	HAMPASANDRA	GP	RAGI	RF	357	4	1763.31				
157	Chikkaballapur	Gudibande	SOMENAHALLY	GP	RAGI	RF	456	4	3057.80				
158	Chikkaballapur	Gudibande	TIRUMANI	GP	RAGI	RF	387	4	3117.18				
159	Chikkaballapur	Gudibande	ULLODU	GP	RAGI	RF	314	4	2965.00				
160	Chikkaballapur	Gudibande	VARLAKONDA	GP	RAGI	RF	398			Hobli Level	16	3021.93	
161	Chikkaballapur	Gudibande	YELLODU	GP	RAGI	RF	418	4	1753.51				
162	Chikkaballapur	Sidlaghatta	ABLUDU	GP	RAGI	RF	180	4	1954.42				

Government of Karnataka
Directorate of Economics and Statistics
GP Level Average Yield data for Kharif season 2017-18

S.N	District	Taluk	Insurance Unit (hobli/ GP)	GP/HOBLI	Crop	IRR_RF	Area_Sown_Ha	No_CCE_Conducted	Average Yield(Kg/Ha)	Name_Of_Higher_Level	No_cce Conducted_Higher	Higher average Yield(Kg/Ha)	Synthetic Yield
163	Chikkaballapur	Sidlaghatta	ANUR	GP	RAGI	RF	176	4	1566.50				
164	Chikkaballapur	Sidlaghatta	BAKTHARAHALLI	GP	RAGI	RF	320	4	1538.80				
165	Chikkaballapur	Sidlaghatta	BASHETNAHALLI	GP	RAGI	RF	712	4	1128.12				
166	Chikkaballapur	Sidlaghatta	CHIMANGALA	GP	RAGI	RF	459	4	1613.02				
167	Chikkaballapur	Sidlaghatta	DEVARAMAULUR	GP	RAGI	RF	142			Hobli Level	28	2034.72	
168	Chikkaballapur	Sidlaghatta	DIBBURAHALLI	GP	RAGI	RF	548	4	2543.71				
169	Chikkaballapur	Sidlaghatta	DODDATHEKALAHALLI	GP	RAGI	RF	783	4	3394.26				
170	Chikkaballapur	Sidlaghatta	GANJIGUNTA	GP	RAGI	RF	421	4	3834.62				
171	Chikkaballapur	Sidlaghatta	HANDIGANALA	GP	RAGI	RF	140	4	2459.11				
172	Chikkaballapur	Sidlaghatta	HOSPATE	GP	RAGI	RF	231			Hobli Level	34	1430.56	
173	Chikkaballapur	Sidlaghatta	JANGAMAKOTE	GP	RAGI	RF	263			Hobli Level	34	1430.56	
174	Chikkaballapur	Sidlaghatta	KOTHANUR	GP	RAGI	RF	234			Hobli Level	28	2034.72	
175	Chikkaballapur	Sidlaghatta	KUMBIGANAHALLI	GP	RAGI	RF	310	4	740.89				
176	Chikkaballapur	Sidlaghatta	KUNDALAGURKI	GP	RAGI	RF	550	4	2671.87				
177	Chikkaballapur	Sidlaghatta	MALAMACHANAHALLI	GP	RAGI	RF	286	4	1399.76				
178	Chikkaballapur	Sidlaghatta	MALLUR	GP	RAGI	RF	175	4	1171.75				
179	Chikkaballapur	Sidlaghatta	MELUR	GP	RAGI	RF	154	4	2008.85				
180	Chikkaballapur	Sidlaghatta	NAGAMANGALA	GP	RAGI	RF	432	4	1924.73				

Government of Karnataka
Directorate of Economics and Statistics
GP Level Average Yield data for Kharif season 2017-18

S.N	District	Taluk	Insurance Unit (hobli/ GP)	GP/HOBLI	Crop	IRR_RF	Area_Sown_Ha	No_CCE_Conducted	Average Yield(Kg/Ha)	Name_Of_Higher_Level	No_cce Conducted_Higher	Higher average Yield(Kg/Ha)	Synthetic Yield
181	Chikkaballapur	Sidlaghatta	PALICHERLU	GP	RAGI	RF	453	4	2773.30				
182	Chikkaballapur	Sidlaghatta	S.DEVAGANAHALLI	GP	RAGI	RF	456	4	3290.35				
183	Chikkaballapur	Sidlaghatta	SADALI	GP	RAGI	RF	468			Hobli Level	14	3040.98	
184	Chikkaballapur	Sidlaghatta	TALAKAYALABETTA	GP	RAGI	RF	345	4	2845.04				
185	Chikkaballapur	Sidlaghatta	THAMMANAHALLI	GP	RAGI	RF	365	4	1464.58				
186	Chikkaballapur	Sidlaghatta	THIMMANAYAKANA HALLI	GP	RAGI	RF	753	4	2577.86				
187	Chikkaballapur	Sidlaghatta	THIMMASANDRA	GP	RAGI	RF	421			Hobli Level	14	3040.98	
188	Chikkaballapur	Sidlaghatta	VENKATAPURA	GP	RAGI	RF	178	4	949.30				
189	Chikkaballapur	Sidlaghatta	Y.HUNASENAHALLI	GP	RAGI	RF	451			Hobli Level	62	1988.24	


Joint Director
 Crop insurance scheme Division
Directorate of Economics and Statistics

8

Government of Karnataka
Directorate of Economics and Statistics
GP Level Average Yield data for Kharif season 2017-18

S.N	District	Taluk	Insurance Unit (hobli/ GP)	GP/HOBLI	Crop	IRR_RF	Area_Sown_Ha	No_CCE_Conducted	Average Yield(Kg/Ha)	Name_Of_Higher_Level	No_cce_Conducted_Higher	Higher average Yield(Kg/Ha)	Synthetic Yield
1	Chikkamagaluru	Chikkamagaluru	ALDUR	GP	PADDY	RF	177	4	1608.54				
2	Chikkamagaluru	Chikkamagaluru	ALLAMPURA	GP	PADDY	RF	126	4	2411.52				
3	Chikkamagaluru	Chikkamagaluru	AMBALE	GP	PADDY	RF	171			Hobli Level	8	2607.40	
4	Chikkamagaluru	Chikkamagaluru	ANUR	GP	PADDY	RF	67			Hobli Level	23	2187.46	
5	Chikkamagaluru	Chikkamagaluru	AVUTHI	GP	PADDY	RF	98	4	1735.96				
6	Chikkamagaluru	Chikkamagaluru	BASARAVALLI	GP	PADDY	RF	161	4	3861.01				
7	Chikkamagaluru	Chikkamagaluru	BASKAL	GP	PADDY	RF	280	4	3420.60				
8	Chikkamagaluru	Chikkamagaluru	BEEKANAHALLI	GP	PADDY	RF	0			Hobli Level	20	2635.40	
9	Chikkamagaluru	Chikkamagaluru	BIDARE	GP	PADDY	RF	130	4	4078.41				
10	Chikkamagaluru	Chikkamagaluru	BYARAVALLI	GP	PADDY	RF	185	4	3822.52				
11	Chikkamagaluru	Chikkamagaluru	BYGUR	GP	PADDY	RF	96	4	4913.69				
12	Chikkamagaluru	Chikkamagaluru	DASARAHALLI	GP	PADDY	RF	0			Hobli Level	20	2635.40	
13	Chikkamagaluru	Chikkamagaluru	DEVADANA	GP	PADDY	RF	208	4	3472.96				
14	Chikkamagaluru	Chikkamagaluru	DODDAMAGARAVALLI	GP	PADDY	RF	156	4	2650.97				
15	Chikkamagaluru	Chikkamagaluru	HIREKOLALE	GP	PADDY	RF	0			Hobli Level	20	2635.40	
16	Chikkamagaluru	Chikkamagaluru	HUYIGERE	GP	PADDY	RF	299	4	4162.50				
17	Chikkamagaluru	Chikkamagaluru	INAM DATTATREYA PEETA	GP	PADDY	RF	0			Hobli Level	6	3745.87	
18	Chikkamagaluru	Chikkamagaluru	INDAVARA	GP	PADDY	RF	173	4	2207.14				

Government of Karnataka
Directorate of Economics and Statistics
GP Level Average Yield data for Kharif season 2017-18

S.N	District	Taluk	Insurance Unit (hobli/ GP)	GP/HOBLI	Crop	IRR_RF	Area_Sown_Ha	No_CCE_Conducted	Average Yield(Kg/Ha)	Name_Of_Higher_Level	No_cce_Conducted_Higher	Higher average Yield(Kg/Ha)	Synthetic field
19	Chikkamagaluru	Chikkamagaluru	K.R.PETE	GP	PADDY	RF	144	4	2385.87				
20	Chikkamagaluru	Chikkamagaluru	KADAVANTHI	GP	PADDY	RF	160	4	2816.87				
21	Chikkamagaluru	Chikkamagaluru	KELAGUR	GP	PADDY	RF	119	4	2822.00				
22	Chikkamagaluru	Chikkamagaluru	KUDUVALLI	GP	PADDY	RF	61	4	1496.51				
23	Chikkamagaluru	Chikkamagaluru	MALALUR	GP	PADDY	RF	193	4	2828.94				
24	Chikkamagaluru	Chikkamagaluru	MALLENHALLI	GP	PADDY	RF	26	4	3684.00				
25	Chikkamagaluru	Chikkamagaluru	MARLE	GP	PADDY	RF	0			Hobli Level	8	2607.40	
26	Chikkamagaluru	Chikkamagaluru	MUGTHIHALLI	GP	PADDY	RF	195	4	2522.69				
27	Chikkamagaluru	Chikkamagaluru	MUGULAVALLI	GP	PADDY	RF	0			Hobli Level	8	2607.10	
28	Chikkamagaluru	Chikkamagaluru	MYLIMANE	GP	PADDY	RF	18	4	1983.95				
29	Chikkamagaluru	Chikkamagaluru	SATTIHALLI	GP	PADDY	RF	103	4	3164.06				
30	Chikkamagaluru	Chikkamagaluru	SHIRAVASE	GP	PADDY	RF	10	4	3959.82				
31	Chikkamagaluru	Chikkamagaluru	TALIHALLA	GP	PADDY	RF	23	4	1098.87				
32	Chikkamagaluru	Chikkamagaluru	TEGUR	GP	PADDY	RF	150	4	2351.66				
33	Chikkamagaluru	Chikkamagaluru	TOGARIHANKAL	GP	PADDY	RF	3			Hobli Level	6	3745.87	
34	Chikkamagaluru	Chikkamagaluru	VASTARE	GP	PADDY	RF	104	4	3489.78				
35	Chikkamagaluru	Kadur	AANEGERE	GP	RAGI	RF	990	4	1098.44				
36	Chikkamagaluru	Kadur	ANNIGERE	GP	RAGI	RF	565	4	1063.80				

(9)

Government of Karnataka
Directorate of Economics and Statistics
GP Level Average Yield data for Kharif season 2017-18

S.N	District	Taluk	Insurance Unit (hobli/ GP)	GP/HOBLI	Crop	IRR_RF	Area_Sown_Ha	No_CCE_Conducted	Average Yield(Kg/Ha)	Name_Of_Higher_Level	No_cce_Conducted_Higher	Higher average Yield(Kg/Ha)	Synthetic Yield
37	Chikkamagaluru	Kadur	ANTHARAGATTE	GP	RAGI	RF	972	4	994.53				
38	Chikkamagaluru	Kadur	ASANDHI	GP	RAGI	RF	429	4	2169.21				
39	Chikkamagaluru	Kadur	BALLEKERE	GP	RAGI	RF	476	4	2157.29				
40	Chikkamagaluru	Kadur	BALLIGANUR	GP	RAGI	RF	820	4	1677.34				
41	Chikkamagaluru	Kadur	BANUR	GP	RAGI	RF	587	4	1504.16				
42	Chikkamagaluru	Kadur	BASOOR	GP	RAGI	RF	493	4	1162.76				
43	Chikkamagaluru	Kadur	BILUVALA	GP	RAGI	RF	620	4	846.09				
44	Chikkamagaluru	Kadur	BISILERE	GP	RAGI	RF	453	4	1637.76				
45	Chikkamagaluru	Kadur	BISLEAHALLI	GP	RAGI	RF	324	4	1986.58				
46	Chikkamagaluru	Kadur	CHEELANAHALLI	GP	RAGI	RF	453	4	1573.43				
47	Chikkamagaluru	Kadur	CHIKKABALLEKERE	GP	RAGI	RF	570	4	1264.19				
48	Chikkamagaluru	Kadur	CHIKKADEVANUR	GP	RAGI	RF	465	4	1947.99				
49	Chikkamagaluru	Kadur	CHIKKANGALA	GP	RAGI	RF	934	4	200.88				
50	Chikkamagaluru	Kadur	CHOULAHIRIYUR	GP	RAGI	RF	804	4	1241.92				
51	Chikkamagaluru	Kadur	DEVANUR	GP	RAGI	RF	650	4	1328.56				
52	Chikkamagaluru	Kadur	EMMEDODDI	GP	RAGI	RF	984	4	989.58				
53	Chikkamagaluru	Kadur	GANGANAHALLI	GP	RAGI	RF	915	4	1039.06				
54	Chikkamagaluru	Kadur	GARJE	GP	RAGI	RF	318	4	1167.70				

Government of Karnataka
Directorate of Economics and Statistics
GP Level Average Yield data for Kharif season 2017-18

S.N	District	Taluk	Insurance Unit (hobli/ GP)	GP/HOBLI	Crop	IRR_RF	Area_Sown_Ha	No_CCE_Conducted	Average Yield(Kg/Ha)	Name_Of_Higher_Level	No_cce Conducted_Higher	Higher average Yield(Kg/Ha)	Synthetic Yield
55	Chikkamagaluru	Kadur	GIRIYAPURA	GP	RAGI	RF	459	4	880.73				
56	Chikkamagaluru	Kadur	HARALAGATTA	GP	RAGI	RF	520	4	962.37				
57	Chikkamagaluru	Kadur	HIRENALLUR	GP	RAGI	RF	472	4	1617.96				
58	Chikkamagaluru	Kadur	HOCHIHALLI	GP	RAGI	RF	352	4	959.89				
59	Chikkamagaluru	Kadur	HULIKERE	GP	RAGI	RF	498	4	2284.35				
60	Chikkamagaluru	Kadur	HULLEHALLI	GP	RAGI	RF	531	4	910.41				
61	Chikkamagaluru	Kadur	JIGANEHALLI	GP	RAGI	RF	645	4	2162.23				
62	Chikkamagaluru	Kadur	JODIHOCHIHALLI	GP	RAGI	RF	798	4	1704.55				
63	Chikkamagaluru	Kadur	JODITHIMMAPURA	GP	RAGI	RF	670	4	1039.06				
64	Chikkamagaluru	Kadur	K.BIDARE	GP	RAGI	RF	682	4	865.88				
65	Chikkamagaluru	Kadur	Kadur (ULB)	GP	RAGI	RF	0			Hobli Level	40	1481.70	
66	Chikkamagaluru	Kadur	KALKERE	GP	RAGI	RF	676	4	925.26				
67	Chikkamagaluru	Kadur	KAMANAKERE	GP	RAGI	RF	652	4	1138.02				
68	Chikkamagaluru	Kadur	KERESANTE	GP	RAGI	RF	775	4	1175.13				
69	Chikkamagaluru	Kadur	KUNKANADU	GP	RAGI	RF	600	4	1076.17				
70	Chikkamagaluru	Kadur	MALLESWARA	GP	RAGI	RF	638	4	462.63				
71	Chikkamagaluru	Kadur	MATHIGATTE	GP	RAGI	RF	743	4	1405.21				
72	Chikkamagaluru	Kadur	NAGARALU	GP	RAGI	RF	591	4	1860.42				

9

Government of Karnataka
Directorate of Economics and Statistics
GP Level Average Yield data for Kharif season 2017-18

S.N	District	Taluk	Insurance Unit (hobli/ GP)	GP/HOBLI	Crop	IRR_RF	Area_Sown_Ha	No_CCE_Conducted	Average Yield(Kg/Ha)	Name_Of_Higher_Level	No_cce Conducted_Higher	Higher average Yield(Kg/Ha)	Synthetic Yield
73	Chikkamagaluru	Kadur	NAGENAHALLI	GP	RAGI	RF	587	4	1345.83				
74	Chikkamagaluru	Kadur	NIDAGHATTA	GP	RAGI	RF	373	4	1464.58				
75	Chikkamagaluru	Kadur	NIDUVALLI	GP	RAGI	RF	934	4	1150.39				
76	Chikkamagaluru	Kadur	PANCHANAHALLI	GP	RAGI	RF	943	4	1879.22				
77	Chikkamagaluru	Kadur	PATTANAGERE	GP	RAGI	RF	347	4	1479.42				
78	Chikkamagaluru	Kadur	PILLENAHALLI	GP	RAGI	RF	245	4	1662.50				
79	Chikkamagaluru	Kadur	PURA	GP	RAGI	RF	576	4	1692.19				
80	Chikkamagaluru	Kadur	S.BIDARE	GP	RAGI	RF	424	4	0.00				
81	Chikkamagaluru	Kadur	S.MADAPURA	GP	RAGI	RF	620	4	759.70				
82	Chikkamagaluru	Kadur	SAKREPATNA	GP	RAGI	RF	250	4	274.61				
83	Chikkamagaluru	Kadur	SARASWATIPURA	GP	RAGI	RF	520	4	1563.54				
84	Chikkamagaluru	Kadur	SINGATAGERE	GP	RAGI	RF	826	4	1321.09				
85	Chikkamagaluru	Kadur	SOMANAHALLI	GP	RAGI	RF	705	4	1271.61				
86	Chikkamagaluru	Kadur	TANGLI	GP	RAGI	RF	435	4	1279.53				
87	Chikkamagaluru	Kadur	THIMLAPURA	GP	RAGI	RF	920	4	1446.99				
88	Chikkamagaluru	Kadur	UDUGERE	GP	RAGI	RF	478	4	2459.11				
89	Chikkamagaluru	Kadur	ULIGERE	GP	RAGI	RF	395	4	841.14				
90	Chikkamagaluru	Kadur	V.YARADAKERE	GP	RAGI	RF	690	4	954.95				

Government of Karnataka
Directorate of Economics and Statistics
GP Level Average Yield data for Kharif season 2017-18

S.N	District	Taluk	Insurance Unit (hobli/ GP)	GP/HOBLI	Crop	IRR_RF	Area_Sown_Ha	No_CCE_Conducted	Average Yield(Kg/Ha)	Name_Of_Higher_Level	No_cce Conducted_Higher	Higher average Yield(Kg/Ha)	Synthetic Yield
91	Chikkamagaluru	Kadur	VAKKALAGERE	GP	RAGI	RF	626	4	1335.94				
92	Chikkamagaluru	Kadur	Y.MALLAPURA	GP	RAGI	RF	350	4	1128.12				
93	Chikkamagaluru	Kadur	YAGATI	GP	RAGI	RF	670	4	1989.06				
94	Chikkamagaluru	Kadur	YALLAMBALASE	GP	RAGI	RF	676	4	1192.44				
95	Chikkamagaluru	Koppa	AGALAGANDI	GP	PADDY	RF	130	4	5421.65				
96	Chikkamagaluru	Koppa	ASAGODU	GP	PADDY	RF	296	4	3829.82				
97	Chikkamagaluru	Koppa	ATTIKODIGE	GP	PADDY	RF	97	4	4984.15				
98	Chikkamagaluru	Koppa	BHANDIGADI	GP	PADDY	RF	359	4	2394.42				
99	Chikkamagaluru	Koppa	BHUVANAKOTE	GP	PADDY	RF	146	4	2825.46				
100	Chikkamagaluru	Koppa	BINTRAVALLI	GP	PADDY	RF	31	4	5216.42				
101	Chikkamagaluru	Koppa	CHAVALMANE	GP	PADDY	RF	270	4	2373.04				
102	Chikkamagaluru	Koppa	GUDDETOTA	GP	PADDY	RF	162	4	3186.16				
103	Chikkamagaluru	Koppa	HARANDUR	GP	PADDY	RF	50	4	5558.48				
104	Chikkamagaluru	Koppa	HARIHARAPURA	GP	PADDY	RF	112			Hobli Level	27	3450.32	
105	Chikkamagaluru	Koppa	HERUR	GP	PADDY	RF	150	4	4108.17				
106	Chikkamagaluru	Koppa	HIREGADDE	GP	PADDY	RF	6	4	3345.30				
107	Chikkamagaluru	Koppa	HIREKODIGE	GP	PADDY	RF	216	4	3677.15				
108	Chikkamagaluru	Koppa	JAYAPUR	GP	PADDY	RF	22	4	4524.37				

Government of Karnataka
Directorate of Economics and Statistics
GP Level Average Yield data for Kharif season 2017-18

S.N	District	Taluk	Insurance Unit (hobli/ GP)	GP/HOBLI	Crop	IRR_RF	Area_Sown_Ha	No_CCE_Conducted	Average Yield(Kg/Ha)	Name_Of_Higher_Level	No_cce Conducted_Higher	Higher average Yield(Kg/Ha)	Syntheticield
109	Chikkamagaluru	Koppa	KESAVE	GP	PADDY	RF	187	4	2899.39				
110	Chikkamagaluru	Koppa	KOPPA (RURAL)	GP	PADDY	RF	28	4	3506.12				
111	Chikkamagaluru	Koppa	MARITOTLU	GP	PADDY	RF	167	4	4472.44				
112	Chikkamagaluru	Koppa	NARASIPURA	GP	PADDY	RF	85	4	4835.02				
113	Chikkamagaluru	Koppa	NILUVAGILU	GP	PADDY	RF	126	4	4104.72				
114	Chikkamagaluru	Koppa	NUGGI	GP	PADDY	RF	20	4	3785.75				
115	Chikkamagaluru	Koppa	SHANUVALLI	GP	PADDY	RF	281	4	3386.39				
116	Chikkamagaluru	Koppa	TULUVINAKOPPA	GP	PADDY	RF	76	4	3377.84				
117	Chikkamagaluru	Mudigere	B.HOSAHALLI	GP	PADDY	RF	128	4	4432.58				
118	Chikkamagaluru	Mudigere	BALUR	GP	PADDY	RF	46	4	3536.05				
119	Chikkamagaluru	Mudigere	BANAKAL	GP	PADDY	RF	96	4	3658.65				
120	Chikkamagaluru	Mudigere	BETTAGERE	GP	PADDY	RF	344			Hobli Level	27	3803.09	
121	Chikkamagaluru	Mudigere	BIDARAHALLI	GP	PADDY	RF	218	4	4679.67				
122	Chikkamagaluru	Mudigere	CHINNIGA	GP	PADDY	RF	180	4	2629.61				
123	Chikkamagaluru	Mudigere	COOVE	GP	PADDY	RF	222	4	4041.00				
124	Chikkamagaluru	Mudigere	DARADAHALLI	GP	PADDY	RF	263	4	4683.87				
125	Chikkamagaluru	Mudigere	GONIBIDU	GP	PADDY	RF	371	4	5629.79				
126	Chikkamagaluru	Mudigere	HALEMUDIGERE	GP	PADDY	RF	343	4	4784.78				

Government of Karnataka
Directorate of Economics and Statistics
GP Level Average Yield data for Kharif season 2017-18

S.N	District	Taluk	Insurance Unit (hobli/ GP)	GP/HOBLI	Crop	IRR_RF	Area_Sown_Ha	No_CCE_Conducted	Average Yield(Kg/Ha)	Name_Of_Higher_Level	No_cce Conducted_Higher	Higher average Yield(Kg/Ha)	Synthetic Yield
127	Chikkamagaluru	Mudigere	HANTHUR	GP	PADDY	RF	536	4	4437.56				
128	Chikkamagaluru	Mudigere	HESGAL	GP	PADDY	RF	144	4	3666.37				
129	Chikkamagaluru	Mudigere	HORANADU	GP	PADDY	RF	101	4	3805.42				
130	Chikkamagaluru	Mudigere	IDAKANI	GP	PADDY	RF	248	4	4549.40				
131	Chikkamagaluru	Mudigere	JAVALI	GP	PADDY	RF	133	4	2363.22				
132	Chikkamagaluru	Mudigere	KALASA	GP	PADDY	RF	197	4	4104.72				
133	Chikkamagaluru	Mudigere	KIRUGUNDA	GP	PADDY	RF	216	4	5396.00				
134	Chikkamagaluru	Mudigere	KUNDUR	GP	PADDY	RF	108	4	4763.19				
135	Chikkamagaluru	Mudigere	MAKONAHALLI	GP	PADDY	RF	319	4	3655.77				
136	Chikkamagaluru	Mudigere	MARASANIGE	GP	PADDY	RF	67	4	2223.39				
137	Chikkamagaluru	Mudigere	NANDIPURA	GP	PADDY	RF	238	4	3590.69				
138	Chikkamagaluru	Mudigere	NIDUVALE	GP	PADDY	RF	95	4	5787.97				
139	Chikkamagaluru	Mudigere	PHALGUNI	GP	PADDY	RF	195	4	4459.09				
140	Chikkamagaluru	Mudigere	SAMSE	GP	PADDY	RF	171	4	3009.14				
141	Chikkamagaluru	Mudigere	SUNKASALE	GP	PADDY	RF	290	4	3881.07				
142	Chikkamagaluru	Mudigere	TARUVE	GP	PADDY	RF	109	4	1413.56				
143	Chikkamagaluru	Mudigere	TOTADUR	GP	PADDY	RF	161			Hobli Level	22	3529.26	
144	Chikkamagaluru	Mudigere	TRIPURA	GP	PADDY	RF	396	4	5190.76				

91

Government of Karnataka
Directorate of Economics and Statistics
GP Level Average Yield data for Kharif season 2017-18

S.N	District	Taluk	Insurance Unit (hobli/ GP)	GP/HOBLI	Crop	IRR_RF	Area_Sown_Ha	No_CCE_Conducted	Average Yield(Kg/Ha)	Name_Of_Higher_Level	No_cce_Conducted_Higher	Higher average Yield(Kg/Ha)	Synthetic Yield
145	Chikkamagaluru	Mudigere	URUBAGE	GP	PADDY	RF	440	4	3168.33				
146	Chikkamagaluru	Narasimharajapura	ADUVALLI	GP	PADDY	RF	98	4	4230.43				
147	Chikkamagaluru	Narasimharajapura	B.KANABUR	GP	PADDY	RF	201	4	7529.60				
148	Chikkamagaluru	Narasimharajapura	BALE	GP	PADDY	RF	171	4	4506.64				
149	Chikkamagaluru	Narasimharajapura	BANNUR	GP	PADDY	RF	59	4	4194.51				
150	Chikkamagaluru	Narasimharajapura	GUBBIGA	GP	PADDY	RF	459	4	4608.56				
151	Chikkamagaluru	Narasimharajapura	HONNEKUDIGE	GP	PADDY	RF	145	4	6295.06				
152	Chikkamagaluru	Narasimharajapura	KADAHINABYLU	GP	PADDY	RF	151	4	5491.14				
153	Chikkamagaluru	Narasimharajapura	KANUR	GP	PADDY	RF	276	4	4386.92				
154	Chikkamagaluru	Narasimharajapura	KARKESHWARA	GP	PADDY	RF	120	4	4549.40				
155	Chikkamagaluru	Narasimharajapura	MAGUNDI	GP	PADDY	RF	7			Hobli Level	35	4916.40	
156	Chikkamagaluru	Narasimharajapura	MENASUR	GP	PADDY	RF	188	4	4456.82				
157	Chikkamagaluru	Narasimharajapura	MUTTINAKOPPA	GP	PADDY	RF	431	4	4557.97				
158	Chikkamagaluru	Narasimharajapura	NAGALAPURA	GP	PADDY	RF	187	4	5390.23				
159	Chikkamagaluru	Narasimharajapura	SEETHUR	GP	PADDY	RF	303	4	4143.20				
160	Chikkamagaluru	Sringeri	ADDAGADDE	GP	PADDY	RF	204	4	7645.04				
161	Chikkamagaluru	Sringeri	BEGAR	GP	PADDY	RF	419	4	3567.71				
162	Chikkamagaluru	Sringeri	DHAREKOPPA	GP	PADDY	RF	264	4	3379.13				

Government of Karnataka
Directorate of Economics and Statistics
GP Level Average Yield data for Kharif season 2017-18

S.N	District	Taluk	Insurance Unit (hobli/ GP)	GP/HOBLI	Crop	IRR_RF	Area_Sown_Ha	No_CCE_Conducted	Average Yield(Kg/Ha)	Name_Of_Higher_Level	No_cce Conducted_Higher	Higher average Yield(Kg/Ha)	Synthetic Yield
163	Chikkamagaluru	Sringeri	KERE	GP	PADDY	RF	88	4	3195.46				
164	Chikkamagaluru	Sringeri	KUTHAGODU	GP	PADDY	RF	205	4	5122.35				
165	Chikkamagaluru	Sringeri	MARKAL	GP	PADDY	RF	419	4	3523.41				
166	Chikkamagaluru	Sringeri	MENASE	GP	PADDY	RF	406	4	3237.50				
167	Chikkamagaluru	Sringeri	NEMMARU	GP	PADDY	RF	110	4	3484.77				
168	Chikkamagaluru	Sringeri	VIDYARANYAPURA	GP	PADDY	RF	251	4	4318.51				
169	Chikkamagaluru	Tarikere	AJJAMPURA	GP	RAGI	RF	186	4	2424.47				
170	Chikkamagaluru	Tarikere	AMRUTAPURA	GP	RAGI	RF	324	4	665.74				
171	Chikkamagaluru	Tarikere	ANUVANAHALLI	GP	RAGI	RF	357	4	846.34				
172	Chikkamagaluru	Tarikere	ATTIMOGGE	GP	RAGI	RF	418	4	1902.47				
173	Chikkamagaluru	Tarikere	BAGGAVALLI	GP	RAGI	RF	389	4	1133.07				
174	Chikkamagaluru	Tarikere	BARAGENAHALLI	GP	RAGI	RF	3			Hobli Level	10	1545.73	
175	Chikkamagaluru	Tarikere	BAVIKERE	GP	RAGI	RF	25	4	994.53				
176	Chikkamagaluru	Tarikere	BEGUR	GP	RAGI	RF	385	4	1613.02				
177	Chikkamagaluru	Tarikere	BELENAHALLI	GP	RAGI	RF	158	4	1779.76				
178	Chikkamagaluru	Tarikere	BETTADAHALLI	GP	RAGI	RF	193	4	1345.83				
179	Chikkamagaluru	Tarikere	BUKKAMBUDHI	GP	RAGI	RF	312	4	2097.91				
180	Chikkamagaluru	Tarikere	CHEERANAHALLI	GP	RAGI	RF	332	4	1629.34				

91

Government of Karnataka
Directorate of Economics and Statistics
GP Level Average Yield data for Kharif season 2017-18

S.N	District	Taluk	Insurance Unit (hobli/ GP)	GP/HOBLI	Crop	IRR_RF	Area_Sown_Ha	No_CCE_Conducted	Average Yield(Kg/Ha)	Name_Of_Higher_Level	No_cce_Conducted_Higher	Higher average Yield(Kg/Ha)	Synthetic Yield
181	Chikkamagaluru	Tarikere	CHIKKNAVANGALA	GP	RAGI	RF	358	4	1862.89				
182	Chikkamagaluru	Tarikere	DORANALU	GP	RAGI	RF	225			Hobli Level	19	1769.21	
183	Chikkamagaluru	Tarikere	GADIHALLI	GP	RAGI	RF	232	4	911.90				
184	Chikkamagaluru	Tarikere	GOPALA	GP	RAGI	RF	0			Hobli Level	10	1545.73	
185	Chikkamagaluru	Tarikere	GOURAPURA	GP	RAGI	RF	399			Hobli Level	37	1532.99	
186	Chikkamagaluru	Tarikere	GULLADAMANE	GP	RAGI	RF	247	4	1815.88				
187	Chikkamagaluru	Tarikere	HAADIKERE	GP	RAGI	RF	177	4	1635.28				
188	Chikkamagaluru	Tarikere	HUNASAGATTA	GP	RAGI	RF	278	4	1850.52				
189	Chikkamagaluru	Tarikere	JAVUR	GP	RAGI	RF	428	4	1332.37				
190	Chikkamagaluru	Tarikere	KALLENAHALLI	GP	RAGI	RF	367	4	1276.56				
191	Chikkamagaluru	Tarikere	KARAKUCHHI	GP	RAGI	RF	33	4	2513.54				
192	Chikkamagaluru	Tarikere	KORANAHALLI	GP	RAGI	RF	438	4	898.09				
193	Chikkamagaluru	Tarikere	KORATEKERE	GP	RAGI	RF	546			Hobli Level	37	1532.99	
194	Chikkamagaluru	Tarikere	KUDLUR	GP	RAGI	RF	398	4	1994.25				
195	Chikkamagaluru	Tarikere	LAKKAVALLI	GP	RAGI	RF	0			Hobli Level	10	1545.73	
196	Chikkamagaluru	Tarikere	LINGADAHALLI	GP	RAGI	RF	416	4	2048.43				
197	Chikkamagaluru	Tarikere	MALALICHENNENAHALLI	GP	RAGI	RF	190	4	2035.07				
198	Chikkamagaluru	Tarikere	MUGALI	GP	RAGI	RF	496	4	1115.75				

Government of Karnataka
Directorate of Economics and Statistics
GP Level Average Yield data for Kharif season 2017-18

S.N	District	Taluk	Insurance Unit (hobli/ GP)	GP/HOBLI	Crop	IRR_RF	Area_Sown_Ha	No_CCE_Conducted	Average Yield(Kg/Ha)	Name_Of_Higher_Level	No_cce Conducted_Higher	Higher average Yield(Kg/Ha)	Synthetic Yield
199	Chikkamagaluru	Tarikere	NARAYANAPURA	GP	RAGI	RF	471	4	2196.87				
200	Chikkamagaluru	Tarikere	NERALEKERE	GP	RAGI	RF	352	4	967.81				
201	Chikkamagaluru	Tarikere	SHIVANI	GP	RAGI	RF	465	4	3176.55				
202	Chikkamagaluru	Tarikere	SHYANUBOGANAHALLI	GP	RAGI	RF	352	4	1084.08				
203	Chikkamagaluru	Tarikere	SIDDARAHALLI	GP	RAGI	RF	182	4	2030.87				
204	Chikkamagaluru	Tarikere	SOKKE	GP	RAGI	RF	647	4	1979.16				
205	Chikkamagaluru	Tarikere	SOLLAPURA	GP	RAGI	RF	469	4	1377.50				
206	Chikkamagaluru	Tarikere	SUNNADAHALLI	GP	RAGI	RF	397	4	1266.67				
207	Chikkamagaluru	Tarikere	THYAGADAKATTE	GP	RAGI	RF	476	4	2102.86				
208	Chikkamagaluru	Tarikere	UDEVA	GP	RAGI	RF	353	4	745.90				


Joint Director

Crop insurance scheme Division
Directorate of Economics and Statistics

Government of Karnataka
Directorate of Economics and Statistics
GP Level Average Yield data for Kharif season 2017-18

S.N	District	Taluk	Insurance Unit (hobli/ GP)	GP/HOBLI	Crop	IRR_RF	Area_Sown_Ha	No_CCE_Conducted	Average Yield(Kg/Ha)	Name_Of_Higher_Level	No_cce Conducted_Higher	Higher average Yield(Kg/Ha)	Synthetic Yield
1	Chitradurga	Challakere	ABBENAHALLI	GP	GROUNDNUT	RF	3025	8	741.03				
2	Chitradurga	Challakere	BEDAREDDIHALLI	GP	GROUNDNUT	RF	694	8	1119.08				
3	Chitradurga	Challakere	BELAGERE	GP	GROUNDNUT	RF	1819	8	975.38				
4	Chitradurga	Challakere	BUDNAHATTI	GP	GROUNDNUT	RF	814	8	1125.17				
5	Chitradurga	Challakere	CHENNAMMANAGATHIHALLI	GP	GROUNDNUT	RF	1939	8	1095.61				
6	Chitradurga	Challakere	CHOWLURU	GP	GROUNDNUT	RF	1638	8	1006.37				
7	Chitradurga	Challakere	DEVARAMARIKUNTE	GP	GROUNDNUT	RF	2021	8	1092.45				
8	Chitradurga	Challakere	DEVAREDDIHALLI	GP	GROUNDNUT	RF	666	8	826.30				
9	Chitradurga	Challakere	DODDACHELLUR	GP	GROUNDNUT	RF	2157	8	1132.40				
10	Chitradurga	Challakere	DODDAULLARTHI	GP	GROUNDNUT	RF	1030	8	918.59				
11	Chitradurga	Challakere	DODDERI	GP	GROUNDNUT	RF	833	8	1276.50				
12	Chitradurga	Challakere	GHATAPARTHI	GP	GROUNDNUT	RF	1085	8	1040.90				
13	Chitradurga	Challakere	GOPANAHALLI	GP	GROUNDNUT	RF	644	8	1100.15				
14	Chitradurga	Challakere	GOWDAGERE	GP	GROUNDNUT	RF	1492	8	1392.42				
15	Chitradurga	Challakere	GOWRASAMUDRA	GP	GROUNDNUT	RF	1898	8	809.14				
16	Chitradurga	Challakere	HIREHALLI	GP	GROUNDNUT	RF	1927	8	1023.94				
17	Chitradurga	Challakere	JAJURU	GP	GROUNDNUT	RF	1352	8	1375.70				
18	Chitradurga	Challakere	KALUVEHALLI	GP	GROUNDNUT	RF	1983	8	989.90				

Government of Karnataka
Directorate of Economics and Statistics
GP Level Average Yield data for Kharif season 2017-18

S.N	District	Taluk	Insurance Unit (hobli/ GP)	GP/HOBLI	Crop	IRR_RF	Area_Sown_Ha	No_CCE_Conducted	Average Yield(Kg/Ha)	Name_Of_Higher_Level	No_cce Conducted_Higher	Higher average Yield(Kg/Ha)	Synthetic Yield
19	Chitradurga	Challakere	MALLURAHALLI	GP	GROUNDNUT	RF	1376	8	986.85				
20	Chitradurga	Challakere	MANNEKOTE	GP	GROUNDNUT	RF	1076	8	1174.91				
21	Chitradurga	Challakere	MEERASABIHALLI	GP	GROUNDNUT	RF	722	8	1136.41				
22	Chitradurga	Challakere	MYLANAHALLI	GP	GROUNDNUT	RF	1267	8	1012.11				
23	Chitradurga	Challakere	N.DEVARAHALLY	GP	GROUNDNUT	RF	1089	8	1162.97				
24	Chitradurga	Challakere	NAGARENGERE	GP	GROUNDNUT	RF	774	8	1248.02				
25	Chitradurga	Challakere	NALAGETANAHATTI	GP	GROUNDNUT	RF	693	8	1061.15				
26	Chitradurga	Challakere	NANNIVALA	GP	GROUNDNUT	RF	331	8	1137.71				
27	Chitradurga	Challakere	NAYAKANAHATTI	GP	GROUNDNUT	RF	651	8	1134.87				
28	Chitradurga	Challakere	NERALAGUNTE	GP	GROUNDNUT	RF	281	8	1331.39				
29	Chitradurga	Challakere	OBALAPURA	GP	GROUNDNUT	RF	2009	8	868.60				
30	Chitradurga	Challakere	P.MAHADEVAPURA	GP	GROUNDNUT	RF	1535	8	1330.31				
31	Chitradurga	Challakere	PAGADALABANDE	GP	GROUNDNUT	RF	2150	8	1417.81				
32	Chitradurga	Challakere	PARASHURAMPURA	GP	GROUNDNUT	RF	652	8	1124.15				
33	Chitradurga	Challakere	RAMAJOGIHALLI	GP	GROUNDNUT	RF	255	8	809.71				
34	Chitradurga	Challakere	RENUKAPURA	GP	GROUNDNUT	RF	1568	8	1005.13				
35	Chitradurga	Challakere	S.MAHADEVAPURA	GP	GROUNDNUT	RF	872	8	820.58				
36	Chitradurga	Challakere	SANIKERE	GP	GROUNDNUT	RF	1547	8	1109.40				

(9):

Government of Karnataka
Directorate of Economics and Statistics
GP Level Average Yield data for Kharif season 2017-18

S.N	District	Taluk	Insurance Unit (hobli/ GP)	GP/HOBLI	Crop	IRR_RF	Area_Sown_Ha	No_CCE_Conducted	Average Yield(Kg/Ha)	Name_Of_Higher_Level	No_cce Conducted_Higher	Higher average Yield(Kg/Ha)	Synthetic Yield
37	Chitradurga	Challakere	SIDDESWARANADURGA	GP	GROUNDNUT	RF	1220	8	1089.63				
38	Chitradurga	Challakere	SOMAGUDDU	GP	GROUNDNUT	RF	350	8	1108.05				
39	Chitradurga	Challakere	THIALAKU	GP	GROUNDNUT	RF	488	8	1104.01				
40	Chitradurga	Challakere	THIMMANNANAYAKANAKOTE	GP	GROUNDNUT	RF	5321	8	1158.31				
41	Chitradurga	Challakere	THIMMAPPAYYANAHALLI	GP	GROUNDNUT	RF	1459	8	1183.04				
42	Chitradurga	Chitradurga	ALAGAVADI	GP	Maize (Makka)	RF	1540	4	4246.18				
43	Chitradurga	Chitradurga	ALGATTA	GP	Maize (Makka)	RF	1803	4	4476.84				
44	Chitradurga	Chitradurga	ANNEHAL	GP	Maize (Makka)	RF	675	4	4455.87				
45	Chitradurga	Chitradurga	BELAGATTA	GP	Maize (Makka)	RF	141	4	3129.59				
46	Chitradurga	Chitradurga	BHARAMASAGARA	GP	Maize (Makka)	RF	1300	4	3690.51				
47	Chitradurga	Chitradurga	BHEEMASAMUDRA	GP	Maize (Makka)	RF	819	4	3415.29				
48	Chitradurga	Chitradurga	BOMMENAHALLI	GP	Maize (Makka)	RF	1333	4	4390.34				
49	Chitradurga	Chitradurga	BYALAHALU	GP	Maize (Makka)	RF	635	4	3493.66				
50	Chitradurga	Chitradurga	CHIKKABENNURU	GP	Maize (Makka)	RF	1762	4	4535.06				
51	Chitradurga	Chitradurga	CHIKKAGONDANAHALLI	GP	Maize (Makka)	RF	1761	4	3915.92				
52	Chitradurga	Chitradurga	Chitradurga (ULB)	GP	Maize (Makka)	RF	0			Hobli Level	52	4160.44	
53	Chitradurga	Chitradurga	CHOLAGATTA	GP	Maize (Makka)	RF	189	4	4020.77				
54	Chitradurga	Chitradurga	D.S.HALLI	GP	Maize (Makka)	RF	6	4	3576.49				

9/5

Government of Karnataka
Directorate of Economics and Statistics
GP Level Average Yield data for Kharif season 2017-18

S.N	District	Taluk	Insurance Unit (hobli/ GP)	GP/HOBLI	Crop	IRR_RF	Area_Sown_Ha	No_CCE_Conducted	Average Yield(Kg/Ha)	Name_Of_Higher_Level	No_cce_Conducted_Higher	Higher average Yield(Kg/Ha)	Synthetic Yield
55	Chitradurga	Chitradurga	DYAMAVVANAHALI	GP	Maize (Makka)	RF	1			Hobli Level	52	4160.44	
56	Chitradurga	Chitradurga	G.R.HALLI	GP	Maize (Makka)	RF	313	4	4319.57				
57	Chitradurga	Chitradurga	GODABANAHAL	GP	Maize (Makka)	RF	1133	4	5378.50				
58	Chitradurga	Chitradurga	GONURU	GP	Maize (Makka)	RF	67	4	4080.18				
59	Chitradurga	Chitradurga	HIREGUNTANOOR	GP	Maize (Makka)	RF	1384	4	3428.93				
60	Chitradurga	Chitradurga	HULLURU	GP	Maize (Makka)	RF	1698	4	4230.46				
61	Chitradurga	Chitradurga	INGALDAL	GP	Maize (Makka)	RF	320	4	5163.57				
62	Chitradurga	Chitradurga	ISAMUDRA	GP	Maize (Makka)	RF	1041	4	4225.21				
63	Chitradurga	Chitradurga	IYYANHALLI	GP	Maize (Makka)	RF	1572	4	2749.53				
64	Chitradurga	Chitradurga	JANAKONDA	GP	Maize (Makka)	RF	560	4	5153.67				
65	Chitradurga	Chitradurga	KALAGERE	GP	Maize (Makka)	RF	1624	4	4403.45				
66	Chitradurga	Chitradurga	KOGUNDE	GP	Maize (Makka)	RF	1788	4	5205.51				
67	Chitradurga	Chitradurga	KOLAHAL	GP	Maize (Makka)	RF	2270	4	3381.22				
68	Chitradurga	Chitradurga	KUNABEVU	GP	Maize (Makka)	RF	73	4	3737.11				
69	Chitradurga	Chitradurga	LAKSHMISAGARA	GP	Maize (Makka)	RF	1351	4	4062.71				
70	Chitradurga	Chitradurga	M.K.HATTI	GP	Maize (Makka)	RF	226	4	2524.12				
71	Chitradurga	Chitradurga	MADAKARIPURA	GP	Maize (Makka)	RF	45	4	2773.12				
72	Chitradurga	Chitradurga	MADANAYAKANAHALLI	GP	Maize (Makka)	RF	62	4	3288.28				

(9)

Government of Karnataka
Directorate of Economics and Statistics
GP Level Average Yield data for Kharif season 2017-18

S.N	District	Taluk	Insurance Unit (hobli/ GP)	GP/HOBLI	Crop	IRR_RF	Area_Sown_Ha	No_CCE_Conducted	Average Yield(Kg/Ha)	Name_Of_Higher_Level	No_cce_Conducted_Higher	Higher average Yield(Kg/Ha)	Synthetic yield
73	Chitradurga	Chitradurga	MEDEHALLI	GP	Maize (Makka)	RF	11	4	3737.69				
74	Chitradurga	Chitradurga	MUDDAPURA	GP	Maize (Makka)	RF	1513	4	4094.16				
75	Chitradurga	Chitradurga	SIDDAPURA	GP	Malze (Makka)	RF	661	4	3869.62				
76	Chitradurga	Chitradurga	SIRIGERE	GP	Maize (Makka)	RF	1409	4	5457.13				
77	Chitradurga	Chitradurga	SONDEKOLA	GP	Maize (Makka)	RF	1038	4	4539.75				
78	Chitradurga	Chitradurga	TURUVANOOR	GP	Maize (Makka)	RF	1174	4	3389.74				
79	Chitradurga	Chitradurga	YALAGODU	GP	Maize (Makka)	RF	2103	4	5656.34				
80	Chitradurga	Hiiriyur	ABBINAHOLE	GP	GROUNDNUT	RF	890	8	1002.86				
81	Chitradurga	Hiiriyur	ADIVALA	GP	GROUNDNUT	RF	7			Hobli Level	50	888.35	
82	Chitradurga	Hiiriyur	BABBUR	GP	GROUNDNUT	RF	0			Hobli Level	24	924.96	
83	Chitradurga	Hiiriyur	BURUJINAROPPA	GP	GROUNDNUT	RF	128	8	748.06				
84	Chitradurga	Hiiriyur	BYADARAHALLI	GP	GROUNDNUT	RF	629	8	929.00				
85	Chitradurga	Hiiriyur	DHARMAPURA	GP	GROUNDNUT	RF	740	8	848.49				
86	Chitradurga	Hiiriyur	DINDAVARA	GP	GROUNDNUT	RF	0			Hobli Level	26	851.75	
87	Chitradurga	Hiiriyur	ESHWARAGERE	GP	GROUNDNUT	RF	1605	8	754.76				
88	Chitradurga	Hiiriyur	GANNAYAKANAHALLI	GP	GROUNDNUT	RF	208	8	847.10				
89	Chitradurga	Hiiriyur	GOWDANAHALLI	GP	GROUNDNUT	RF	0			Hobli Level	26	851.75	
90	Chitradurga	Hiiriyur	HARIYABBE	GP	GROUNDNUT	RF	528	8	1362.78				

9/1

Government of Karnataka
Directorate of Economics and Statistics
GP Level Average Yield data for Kharif season 2017-18

S.N	District	Taluk	Insurance Unit (hobli/ GP)	GP/HOBLI	Crop	IRR_RF	Area_Sown_Ha	No_CCE_Conducted	Average Yield(Kg/Ha)	Name_Of_Higher_Level	No_cce_Conducted_Higher	Higher average Yield(Kg/Ha)	Synthetic Yield
91	Chitradurga	Hiiriyur	HARTHIKOTE	GP	GROUNDNUT	RF	414	8	916.98				
92	Chitradurga	Hiiriyur	HOSAYALANADU	GP	GROUNDNUT	RF	0			Hobli Level	24	924.96	
93	Chitradurga	Hiiriyur	IKKANURU	GP	GROUNDNUT	RF	825	8	1118.77				
94	Chitradurga	Hiiriyur	IMANGALA	GP	GROUNDNUT	RF	6			Hobli Level	52	812.20	
95	Chitradurga	Hiiriyur	JAVANAGONDANAHALLI	GP	GROUNDNUT	RF	25	8	1079.54				
96	Chitradurga	Hiiriyur	KANAJANAHALLI	GP	GROUNDNUT	RF	2613	8	1349.01				
97	Chitradurga	Hiiriyur	KARIYALA	GP	GROUNDNUT	RF	12			Hobli Level	26	851.75	
98	Chitradurga	Hiiriyur	KASTIURIRANGAPPANAHALLI	GP	GROUNDNUT	RF	60			Hobli Level	50	876.15	
99	Chitradurga	Hiiriyur	KHANDENAHALLI	GP	GROUNDNUT	RF	760	8	1187.28				
100	Chitradurga	Hiiriyur	KUNIKERE	GP	GROUNDNUT	RF	10			Hobli Level	24	924.96	
101	Chitradurga	Hiiriyur	M.D.KOTE	GP	GROUNDNUT	RF	417	8	797.65				
102	Chitradurga	Hiiriyur	MARADIHALLI	GP	GROUNDNUT	RF	0			Hobli Level	52	812.20	
103	Chitradurga	Hiiriyur	MASKAL	GP	GROUNDNUT	RF	306	8	1018.30				
104	Chitradurga	Hiiriyur	METIKURKE	GP	GROUNDNUT	RF	2			Hobli Level	52	812.20	
105	Chitradurga	Hiiriyur	P.D.KOTE	GP	GROUNDNUT	RF	950	8	815.93				
106	Chitradurga	Hiiriyur	RANGANATHAPURA	GP	GROUNDNUT	RF	16			Hobli Level	26	851.75	
107	Chitradurga	Hiiriyur	RANGENAHALLI	GP	GROUNDNUT	RF	1480	8	1163.51				
108	Chitradurga	Hiiriyur	SURAGONDANAHALLI	GP	GROUNDNUT	RF	75			Hobli Level	52	812.20	

Government of Karnataka
Directorate of Economics and Statistics
GP Level Average Yield data for Kharif season 2017-18

S.N	District	Taluk	Insurance Unit (hobli/ GP)	GP/HOBLI	Crop	IRR_RF	Area_Sown_Ha	No_CCE_Conducted	Average Yield(Kg/Ha)	Name_Of_Higher_Level	No_cce Conducted_Higher	Higher average Yield(Kg/Ha)	Synthetic yield
109	Chitradurga	Hiiriyur	UDUVALLI	GP	GROUNDNUT	RF	8			Hobli Level	50	918.30	
110	Chitradurga	Hiiriyur	VANIVILASAPURA	GP	GROUNDNUT	RF	6			Hobli Level	24	924.96	
111	Chitradurga	Hiiriyur	YALLADAKERE	GP	GROUNDNUT	RF	0			Hobli Level	26	851.75	
112	Chitradurga	Hiiriyur	YARABALLI	GP	GROUNDNUT	RF	452	8	857.43				
113	Chitradurga	Hiiriyur	ABBINAHOLE	GP	SUNFLOWER	RF	3			Hobli Level	12	1290.49	
114	Chitradurga	Hiiriyur	ADIVALA	GP	SUNFLOWER	RF	0			Hobli Level	2	3806.13	
115	Chitradurga	Hiiriyur	BABBUR	GP	SUNFLOWER	RF	0			Hobli Level	2	3806.13	
116	Chitradurga	Hiiriyur	BURUJINAROPPA	GP	SUNFLOWER	RF	0			Hobli Level	10	551.75	
117	Chitradurga	Hiiriyur	BYADARAHALLI	GP	SUNFLOWER	RF	0			Hobli Level	12	1290.49	
118	Chitradurga	Hiiriyur	DHARMAPURA	GP	SUNFLOWER	RF	0			Hobli Level	12	1290.49	
119	Chitradurga	Hiiriyur	DINDAVARA	GP	SUNFLOWER	RF	0			Taluk Level	24	1192.32	
120	Chitradurga	Hiiriyur	ESHWARAGERE	GP	SUNFLOWER	RF	2			Hobli Level	12	1290.49	
121	Chitradurga	Hiiriyur	GANNAYAKANAHALLI	GP	SUNFLOWER	RF	0			Hobli Level	10	551.75	
122	Chitradurga	Hiiriyur	GOWDANAHALLI	GP	SUNFLOWER	RF	0			Taluk Level	24	1192.32	
123	Chitradurga	Hiiriyur	HARIYABBE	GP	SUNFLOWER	RF	0			Hobli Level	12	1290.49	
124	Chitradurga	Hiiriyur	HARTHIKOTE	GP	SUNFLOWER	RF	5	4	545.28				
125	Chitradurga	Hiiriyur	HOSAYALANADU	GP	SUNFLOWER	RF	0			Hobli Level	2	3806.13	
126	Chitradurga	Hiiriyur	IKKANURU	GP	SUNFLOWER	RF	0			Hobli Level	12	1290.49	

Government of Karnataka
Directorate of Economics and Statistics
GP Level Average Yield data for Kharif season 2017-18

S.N	District	Taluk	Insurance Unit (hobli/ GP)	GP/HOBLI	Crop	IRR_RF	Area_Sown_Ha	No_CCE_Conducted	Average Yield(Kg/Ha)	Name_Of_Higher_Level	No_cce_Conducted_Higher	Higher average Yield(Kg/Ha)	Synthetic Yield
127	Chitradurga	Hiiriyur	IMANGALA	GP	SUNFLOWER	RF	0			Hobli Level	10	551.75	
128	Chitradurga	Hiiriyur	JAVANAGONDANAHALLI	GP	SUNFLOWER	RF	1			Taluk Level	24	1192.32	
129	Chitradurga	Hiiriyur	KANAJANAHALLI	GP	SUNFLOWER	RF	0			Hobli Level	12	1290.49	
130	Chitradurga	Hiiriyur	KARIYALA	GP	SUNFLOWER	RF	1			Taluk Level	24	1192.32	
131	Chitradurga	Hiiriyur	KASTHURIRANGAPPANAHALLI	GP	SUNFLOWER	RF	0			Hobli Level	2	3806.13	
132	Chitradurga	Hiiriyur	KHANDENAHALLI	GP	SUNFLOWER	RF	11	4	2953.59				
133	Chitradurga	Hiiriyur	KUNIKERE	GP	SUNFLOWER	RF	2			Hobli Level	2	3806.13	
134	Chitradurga	Hiiriyur	M.D.KOTE	GP	SUNFLOWER	RF	2			Hobli Level	10	551.75	
135	Chitradurga	Hiiriyur	MARADIHALLI	GP	SUNFLOWER	RF	0			Hobli Level	10	551.75	
136	Chitradurga	Hiiriyur	MASKAL	GP	SUNFLOWER	RF	0			Hobli Level	2	3806.13	
137	Chitradurga	Hiiriyur	METIKURKE	GP	SUNFLOWER	RF	0			Hobli Level	10	551.75	
138	Chitradurga	Hiiriyur	P.D.KOTE	GP	SUNFLOWER	RF	0			Hobli Level	12	1290.49	
139	Chitradurga	Hiiriyur	RANGANATHAPURA	GP	SUNFLOWER	RF	0			Taluk Level	24	1192.32	
140	Chitradurga	Hiiriyur	RANGENAHALLI	GP	SUNFLOWER	RF	34	4	349.15				
141	Chitradurga	Hiiriyur	SURAGONDANAHALLI	GP	SUNFLOWER	RF	0			Hobli Level	10	551.75	
142	Chitradurga	Hiiriyur	UDUVALLI	GP	SUNFLOWER	RF	1			Hobli Level	2	3806.13	
143	Chitradurga	Hiiriyur	VANIVILASAPURA	GP	SUNFLOWER	RF	1			Hobli Level	2	3806.13	
144	Chitradurga	Hiiriyur	YALLADAKERE	GP	SUNFLOWER	RF	1			Taluk Level	24	1192.32	

Government of Karnataka
Directorate of Economics and Statistics
GP Level Average Yield data for Kharif season 2017-18

S.N	District	Taluk	Insurance Unit (hobli/ GP)	GP/HOBLI	Crop	IRR_RF	Area_Sown_Ha	No_CCE_Conducted	Average Yield(Kg/Ha)	Name_Of_Higher_Level	No_cce_Conducted_Higher	Higher average Yield(Kg/Ha)	Synthetic yield
145	Chitradurga	Hiiriyur	YARABALLI	GP	SUNFLOWER	RF	4	4	573.50				
146	Chitradurga	Holalkere	ADANUR	GP	Maize (Makka)	RF	3513	4	5859.61				
147	Chitradurga	Holalkere	ANDANURU	GP	Maize (Makka)	RF	1307	4	4106.14				
148	Chitradurga	Holalkere	AREHALLI	GP	Maize (Makka)	RF	1098	4	5582.94				
149	Chitradurga	Holalkere	B.DURGA	GP	Maize (Makka)	RF	1733	4	3721.96				
150	Chitradurga	Holalkere	BIDARAKERE	GP	Maize (Makka)	RF	614	4	1860.98				
151	Chitradurga	Holalkere	CHIKKAEMMIGANURU	GP	Maize (Makka)	RF	1401	4	5714.00				
152	Chitradurga	Holalkere	CHIKKAJAJUR	GP	Maize (Makka)	RF	548	4	6932.81				
153	Chitradurga	Holalkere	CHITRAHALLI	GP	Maize (Makka)	RF	1342	4	4864.76				
154	Chitradurga	Holalkere	DUMMY	GP	Maize (Makka)	RF	1866	4	4717.98				
155	Chitradurga	Holalkere	GANGASAMUDRA	GP	Maize (Makka)	RF	554	4	3905.44				
156	Chitradurga	Holalkere	GUNDERI	GP	Maize (Makka)	RF	1166	4	3606.64				
157	Chitradurga	Holalkere	GUNJIGANURU	GP	Maize (Makka)	RF	567	4	4183.28				
158	Chitradurga	Holalkere	H.D.PURA	GP	Maize (Makka)	RF	1979	4	4166.38				
159	Chitradurga	Holalkere	HIREYAMMIGANUR	GP	Maize (Makka)	RF	1628			Hobli Level	25	5049.95	
160	Chitradurga	Holalkere	Holalkere (ULB)	GP	Maize (Makka)	RF	1336	4	5698.27				
161	Chitradurga	Holalkere	MADDERU	GP	Maize (Makka)	RF	1404	4	5016.79				
162	Chitradurga	Holalkere	MALLADHIHALLI	GP	Maize (Makka)	RF	872	4	4201.63				

Government of Karnataka
Directorate of Economics and Statistics
GP Level Average Yield data for Kharif season 2017-18

S.N	District	Taluk	Insurance Unit (hobli/ GP)	GP/HOBLI	Crop	IRR_RF	Area_Sown_Ha	No_CCE_Conducted	Average Yield(Kg/Ha)	Name_Of_Higher_Level	No_cce Conducted_Higher	Higher average Yield(Kg/Ha)	Synthetic Yield
163	Chitradurga	Holalkere	MUTHUGADURU	GP	Maize (Makka)	RF	1508	4	4586.93				
164	Chitradurga	Holalkere	N.G.HALLI	GP	Maize (Makka)	RF	882	4	3952.62				
165	Chitradurga	Holalkere	R.NULENURU	GP	Maize (Makka)	RF	1618	4	4770.40				
166	Chitradurga	Holalkere	RAMAGIRI	GP	Maize (Makka)	RF	533	4	2809.82				
167	Chitradurga	Holalkere	SHIVAGANGA	GP	Maize (Makka)	RF	276	4	4639.35				
168	Chitradurga	Holalkere	SHIVAPURA	GP	Maize (Makka)	RF	2065	4	4288.12				
169	Chitradurga	Holalkere	T.NULENURU	GP	Maize (Makka)	RF	1087	4	4875.25				
170	Chitradurga	Holalkere	TALIKATTE	GP	Maize (Makka)	RF	460	4	4230.46				
171	Chitradurga	Holalkere	TALYA	GP	Maize (Makka)	RF	859	4	4209.49				
172	Chitradurga	Holalkere	TEKALAVATTI	GP	Maize (Makka)	RF	279	4	4795.30				
173	Chitradurga	Holalkere	TUPPADHALLI	GP	Maize (Makka)	RF	980	4	3506.45				
174	Chitradurga	Holalkere	UPPARIGENAHALLI	GP	Maize (Makka)	RF	462	4	4019.27				
175	Chitradurga	Holalkere	VISHWANATHANAHALLI	GP	Maize (Makka)	RF	1616	4	5525.28				
176	Chitradurga	Holalkere	ADANUR	GP	RAGI	RF	1116	4	1851.62				
177	Chitradurga	Holalkere	ANDANURU	GP	RAGI	RF	234	4	2300.77				
178	Chitradurga	Holalkere	AREHALLI	GP	RAGI	RF	141	4	2864.83				
179	Chitradurga	Holalkere	B.DURGA	GP	RAGI	RF	184	4	2998.68				
180	Chitradurga	Holalkere	BIDARAKERE	GP	RAGI	RF	663	4	1954.42				

②:

Government of Karnataka
Directorate of Economics and Statistics
GP Level Average Yield data for Kharif season 2017-18

S.N	District	Taluk	Insurance Unit (hobli/ GP)	GP/HOBLI	Crop	IRR_RF	Area_Sown_Ha	No_CCE_Conducted	Average Yield(Kg/Ha)	Name_Of_Higher_Level	No_cce_Conducted_Higher	Higher average Yield(Kg/Ha)	Synthetic Yield
181	Chitradurga	Holalkere	CHIKKAEMMIGANURU	GP	RAGI	RF	486	4	4146.34				
182	Chitradurga	Holalkere	CHIKKAJAJUR	GP	RAGI	RF	238	4	2721.35				
183	Chitradurga	Holalkere	CHITRAHALLI	GP	RAGI	RF	266	4	2332.94				
184	Chitradurga	Holalkere	DUMMY	GP	RAGI	RF	403	4	2597.65				
185	Chitradurga	Holalkere	GANGASAMUDRA	GP	RAGI	RF	678	4	1786.19				
186	Chitradurga	Holalkere	GUNDERI	GP	RAGI	RF	387	4	2125.12				
187	Chitradurga	Holalkere	GUNJIGANURU	GP	RAGI	RF	122	4	2097.91				
188	Chitradurga	Holalkere	H.D.PURA	GP	RAGI	RF	608	4	2998.43				
189	Chitradurga	Holalkere	HIREYAMMIGANUR	GP	RAGI	RF	649	4	1491.38				
190	Chitradurga	Holalkere	Holalakere (ULB)	GP	RAGI	RF	61	4	2869.79				
191	Chitradurga	Holalkere	MADDERU	GP	RAGI	RF	341	4	2983.58				
192	Chitradurga	Holalkere	MALLADHIHALLI	GP	RAGI	RF	160	4	2280.98				
193	Chitradurga	Holalkere	MUTHUGADURU	GP	RAGI	RF	409	4	2033.59				
194	Chitradurga	Holalkere	N.G.HALLI	GP	RAGI	RF	570	4	2469.00				
195	Chitradurga	Holalkere	R.NULENURU	GP	RAGI	RF	700	4	2939.05				
196	Chitradurga	Holalkere	RAMAGIRI	GP	RAGI	RF	473	4	2498.69				
197	Chitradurga	Holalkere	SHIVAGANGA	GP	RAGI	RF	57	4	3041.72				
198	Chitradurga	Holalkere	SHIVAPURA	GP	RAGI	RF	245	4	2256.25				

Government of Karnataka
Directorate of Economics and Statistics
GP Level Average Yield data for Kharif season 2017-18

S.N	District	Taluk	Insurance Unit (hobli/ GP)	GP/HOBLI	Crop	IRR_RF	Area_Sown_Ha	No_CCE_Conducted	Average Yield(Kg/Ha)	Name_Of_Higher_Level	No_cce Conducted_Higher	Higher average Yield(Kg/Ha)	Synthetic Yield
199	Chitradurga	Holalkere	T.NULENURU	GP	RAGI	RF	166	4	2008.85				
200	Chitradurga	Holalkere	TALIKATTE	GP	RAGI	RF	182	4	2214.19				
201	Chitradurga	Holalkere	TALYA	GP	RAGI	RF	511	4	2311.66				
202	Chitradurga	Holalkere	TEKALAVATTI	GP	RAGI	RF	168	4	2374.99				
203	Chitradurga	Holalkere	TUPPADHALLI	GP	RAGI	RF	619	4	2125.12				
204	Chitradurga	Holalkere	UPPARIGENAHALLI	GP	RAGI	RF	1043	4	1882.68				
205	Chitradurga	Holalkere	VISHWANATHANAHALLI	GP	RAGI	RF	970	4	1758.98				
206	Chitradurga	Hosadurga	ANIVALA	GP	RAGI	RF	453	4	1875.26				
207	Chitradurga	Hosadurga	ATTIMAGE	GP	RAGI	RF	377	4	1677.34				
208	Chitradurga	Hosadurga	BAGURU	GP	RAGI	RF	415	4	2167.18				
209	Chitradurga	Hosadurga	BALLALSAMUDRA	GP	RAGI	RF	847	4	800.46				
210	Chitradurga	Hosadurga	BELAGUR	GP	RAGI	RF	472	4	1373.87				
211	Chitradurga	Hosadurga	BOKIKERE	GP	RAGI	RF	750	4	2064.37				
212	Chitradurga	Hosadurga	CHIKKABYALADKERE	GP	RAGI	RF	503	4	1139.88				
213	Chitradurga	Hosadurga	DEVAPURA	GP	RAGI	RF	796	4	1709.50				
214	Chitradurga	Hosadurga	DEVIGERE	GP	RAGI	RF	834	4	2629.81				
215	Chitradurga	Hosadurga	DODDAGATTA	GP	RAGI	RF	401	4	2000.46				
216	Chitradurga	Hosadurga	DODDAKITTADAHALLI	GP	RAGI	RF	433	4	1771.35				

(9)

Government of Karnataka
Directorate of Economics and Statistics
GP Level Average Yield data for Kharif season 2017-18

S.N	District	Taluk	Insurance Unit (hobli/ GP)	GP/HOBLI	Crop	IRR_RF	Area_Sown_Ha	No_CCE_Conducted	Average Yield(Kg/Ha)	Name_Of_Higher_Level	No_cce Conducted_Higher	Higher average Yield(Kg/Ha)	Synthetic Yield
217	Chitradurga	Hosadurga	DODDATHEKALAVATTI	GP	RAGI	RF	980	4	1306.95				
218	Chitradurga	Hosadurga	GUDDADANERLKERE	GP	RAGI	RF	828	4	898.05				
219	Chitradurga	Hosadurga	HEBBALLI	GP	RAGI	RF	641	4	2800.51				
220	Chitradurga	Hosadurga	HEGGERE	GP	RAGI	RF	898	4	984.63				
221	Chitradurga	Hosadurga	HUNAVINADU	GP	RAGI	RF	778	4	2020.39				
222	Chitradurga	Hosadurga	JANKAL	GP	RAGI	RF	414	4	1932.16				
223	Chitradurga	Hosadurga	KABBALA	GP	RAGI	RF	769	4	1243.41				
224	Chitradurga	Hosadurga	KAINADU	GP	RAGI	RF	866	4	1246.87				
225	Chitradurga	Hosadurga	KANCHIPURA	GP	RAGI	RF	602	4	1108.33				
226	Chitradurga	Hosadurga	KANGUVALLI	GP	RAGI	RF	1550	4	902.99				
227	Chitradurga	Hosadurga	KAREHALLI	GP	RAGI	RF	856	4	1815.88				
228	Chitradurga	Hosadurga	KELLODU	GP	RAGI	RF	768	4	1469.53				
229	Chitradurga	Hosadurga	KURUBARAHALLI	GP	RAGI	RF	705	4	967.32				
230	Chitradurga	Hosadurga	LAKKIHALLI	GP	RAGI	RF	920	4	989.58				
231	Chitradurga	Hosadurga	MADADKERE	GP	RAGI	RF	422	4	2009.55				
232	Chitradurga	Hosadurga	MADHURE	GP	RAGI	RF	680	4	2757.22				
233	Chitradurga	Hosadurga	MALLAPPANAHALLI	GP	RAGI	RF	575	4	2497.32				
234	Chitradurga	Hosadurga	MATTODU	GP	RAGI	RF	520	4	1686.88				

(9)


Government of Karnataka
Directorate of Economics and Statistics
GP Level Average Yield data for Kharif season 2017-18

S.N	District	Taluk	Insurance Unit (hobli/ GP)	GP/HOBLI	Crop	IRR_RF	Area_Sown_Ha	No_CCE_Conducted	Average Yield(Kg/Ha)	Name_Of_Higher_Level	No_cce Conducted_Higher	Higher average Yield(Kg/Ha)	Synthetic Yield
235	Chitradurga	Hosadurga	S.NERLAKERE	GP	RAGI	RF	1016	4	1405.21				
236	Chitradurga	Hosadurga	SANEHALLI	GP	RAGI	RF	1099	4	2258.72				
237	Chitradurga	Hosadurga	SRIRAMPURA	GP	RAGI	RF	406	4	1519.01				
238	Chitradurga	Hosadurga	THANDAGA	GP	RAGI	RF	1157	4	1268.59				
239	Chitradurga	Molakalmur	B.G.KERE	GP	GROUNDNUT	RF	1405	8	946.24				
240	Chitradurga	Molakalmur	CHIKKERAHALLI	GP	GROUNDNUT	RF	930	8	935.25				
241	Chitradurga	Molakalmur	DEVASAMUDRA	GP	GROUNDNUT	RF	239	8	921.28				
242	Chitradurga	Molakalmur	HANAGAL	GP	GROUNDNUT	RF	1062	8	662.32				
243	Chitradurga	Molakalmur	HIREHALLI	GP	GROUNDNUT	RF	774	8	878.40				
244	Chitradurga	Molakalmur	J.B.HALLI	GP	GROUNDNUT	RF	449	8	1017.55				
245	Chitradurga	Molakalmur	KONASAGARA	GP	GROUNDNUT	RF	2341	8	980.54				
246	Chitradurga	Molakalmur	KONDLAHALLI	GP	GROUNDNUT	RF	461	8	922.35				
247	Chitradurga	Molakalmur	Molakalmuru (ULB)	GP	GROUNDNUT	RF	541	8	858.36				
248	Chitradurga	Molakalmur	NAGASAMUDRA	GP	GROUNDNUT	RF	1041	8	714.64				
249	Chitradurga	Molakalmur	NERLAHALLI	GP	GROUNDNUT	RF	1488	8	737.96				
250	Chitradurga	Molakalmur	RAMPURA	GP	GROUNDNUT	RF	190	8	1036.78				
251	Chitradurga	Molakalmur	RAYAPURA	GP	GROUNDNUT	RF	1768	8	562.24				
252	Chitradurga	Molakalmur	SANTEGUDDA	GP	GROUNDNUT	RF	1019	8	933.10				

91

Government of Karnataka
Directorate of Economics and Statistics
GP Level Average Yield data for Kharif season 2017-18

S.N	District	Taluk	Insurance Unit (hobli/ GP)	GP/HOBLI	Crop	IRR_RF	Area_Sown_Ha	No_CCE_Conducted	Average Yield(Kg/Ha)	Name_Of_Higher_Level	No_cce Conducted_Higher	Higher average Yield(Kg/Ha)	Synthetic Yield
253	Chitradurga	Molakalmur	SIDDAPURA	GP	GROUNDNUT	RF	1602	8	1089.26				
254	Chitradurga	Molakalmur	TAMMENAHALI	GP	GROUNDNUT	RF	1312	8	1318.19				
255	Chitradurga	Molakalmur	TUMAKURLAHALLI	GP	GROUNDNUT	RF	1058	8	888.19				


Joint Director
Crop insurance scheme Division
Directorate of Economics and Statistics



Government of Karnataka
Directorate of Economics and Statistics
GP Level Average Yield data for Kharif season 2017-18

S.N	District	Taluk	Insurance Unit (hobli/ GP)	GP/HOBLI	Crop	IRR_RF	Area_Sown_Ha	No_CCE_Conducted	Average Yield(Kg/Ha)	Name_Of_Higher_Level	No_cce Conducted_Higher	Higher average Yield(Kg/Ha)	Synthetic Yield
1	DakshinaKannada	Bantwal	ALIKE	GP	PADDY	RF	120	4	5186.12				
2	DakshinaKannada	Bantwal	AMMUNJE	GP	PADDY	RF	20			Hobli Level	79	4533.21	
3	DakshinaKannada	Bantwal	AMTADY	GP	PADDY	RF	159	4	5743.19				
4	DakshinaKannada	Bantwal	ANANTHADY	GP	PADDY	RF	10	4	4662.69				
5	DakshinaKannada	Bantwal	ARALA	GP	PADDY	RF	66	4	4592.16				
6	DakshinaKannada	Bantwal	BADAGABELLUR	GP	PADDY	RF	217	4	1472.65				
7	DakshinaKannada	Bantwal	BADAGAKAJEKAR	GP	PADDY	RF	186	4	3490.35				
8	DakshinaKannada	Bantwal	BALEPUNI	GP	PADDY	RF	253	4	4233.98				
9	DakshinaKannada	Bantwal	BALTHILA	GP	PADDY	RF	43	4	5068.17				
10	DakshinaKannada	Bantwal	Bantwal (ULB)	GP	PADDY	RF	226	4	4977.14				
11	DakshinaKannada	Bantwal	BOLANTHURU	GP	PADDY	RF	65	4	3761.12				
12	DakshinaKannada	Bantwal	CHENNAITHODI	GP	PADDY	RF	288	4	5058.21				
13	DakshinaKannada	Bantwal	GOLTHAMAJAL	GP	PADDY	RF	160	4	4728.98				
14	DakshinaKannada	Bantwal	IDKIDU	GP	PADDY	RF	150	4	5898.99				
15	DakshinaKannada	Bantwal	IRA	GP	PADDY	RF	108	4	4406.37				
16	DakshinaKannada	Bantwal	IRVATHUR	GP	PADDY	RF	103	4	4876.94				

Government of Karnataka
Directorate of Economics and Statistics
GP Level Average Yield data for Kharif season 2017-18

S.N	District	Taluk	Insurance Unit (hobli/ GP)	GP/HOBLI	Crop	IRR_RF	Area_Sown_Ha	No_CCE_Conducted	Average Yield(Kg/Ha)	Name_Of_Higher_Level	No_cce_Conducted_Higher	Higher average Yield(Kg/Ha)	Synthetic Yield
17	DakshinaKannada	Bantwal	KADESHWALYA	GP	PADDY	RF	95	4	5734.17				
18	DakshinaKannada	Bantwal	KALLIGE	GP	PADDY	RF	218			Hobli Level	79	4533.21	
19	DakshinaKannada	Bantwal	KANYANA	GP	PADDY	RF	7	4	4052.02				
20	DakshinaKannada	Bantwal	KARIANGALA	GP	PADDY	RF	125	4	3078.54				
21	DakshinaKannada	Bantwal	KAROPADI	GP	PADDY	RF	291	4	6264.40				
22	DakshinaKannada	Bantwal	KAVALAMUDURU	GP	PADDY	RF	20	4	4404.02				
23	DakshinaKannada	Bantwal	KAVALAPADURU	GP	PADDY	RF	221	4	5168.26				
24	DakshinaKannada	Bantwal	KEDILA	GP	PADDY	RF	81	4	5810.69				
25	DakshinaKannada	Bantwal	KEPU	GP	PADDY	RF	130	4	4267.62				
26	DakshinaKannada	Bantwal	KOLNADU	GP	PADDY	RF	104	4	4592.63				
27	DakshinaKannada	Bantwal	KUKKIPADI	GP	PADDY	RF	187	4	5188.41				
28	DakshinaKannada	Bantwal	KURNAD	GP	PADDY	RF	12	4	5035.37				
29	DakshinaKannada	Bantwal	MANCHI	GP	PADDY	RF	82	4	5579.85				
30	DakshinaKannada	Bantwal	MANI	GP	PADDY	RF	60	4	2798.50				
31	DakshinaKannada	Bantwal	MANINALKUR	GP	PADDY	RF	166	4	5688.76				
32	DakshinaKannada	Bantwal	MERAMAJALU	GP	PADDY	RF	103	4	6576.30				

9/1

Government of Karnataka
Directorate of Economics and Statistics
GP Level Average Yield data for Kharif season 2017-18

S.N	District	Taluk	Insurance Unit (hobli/ GP)	GP/HOBLI	Crop	IRR_RF	Area_Sown_Ha	No_CCE_Conducted	Average Yield(Kg/Ha)	Name_Of_Higher_Level	No_cce Conducted_Higher	Higher average Yield(Kg/Ha)	Synthetic Yield
33	DakshinaKannada	Bantwal	NARIKOMBU	GP	PADDY	RF	247	4	4885.69				
34	DakshinaKannada	Bantwal	NARINGANA	GP	PADDY	RF	45	4	5174.94				
35	DakshinaKannada	Bantwal	NAVOORU	GP	PADDY	RF	177	4	6705.42				
36	DakshinaKannada	Bantwal	PAJIRU	GP	PADDY	RF	258	4	4720.94				
37	DakshinaKannada	Bantwal	PANJIKALLU	GP	PADDY	RF	249	4	4746.94				
38	DakshinaKannada	Bantwal	PERNE	GP	PADDY	RF	201	4	4376.10				
39	DakshinaKannada	Bantwal	PERUVAI	GP	PADDY	RF	75	4	3649.55				
40	DakshinaKannada	Bantwal	PILATHABETTU	GP	PADDY	RF	164	4	4054.64				
41	DakshinaKannada	Bantwal	PUDU	GP	PADDY	RF	44	4	1855.05				
42	DakshinaKannada	Bantwal	PUNACHA	GP	PADDY	RF	30	4	3729.44				
43	DakshinaKannada	Bantwal	RAYEE	GP	PADDY	RF	216	4	5496.39				
44	DakshinaKannada	Bantwal	SAJIPAMOODA	GP	PADDY	RF	111	4	5136.37				
45	DakshinaKannada	Bantwal	SAJIPAMUNNURU	GP	PADDY	RF	122	4	5340.41				
46	DakshinaKannada	Bantwal	SAJIPANADU	GP	PADDY	RF	101	4	4024.60				
47	DakshinaKannada	Bantwal	SANGABETTU	GP	PADDY	RF	159	4	4318.51				
48	DakshinaKannada	Bantwal	SARAPADI	GP	PADDY	RF	12	4	4528.79				

Government of Karnataka
Directorate of Economics and Statistics
GP Level Average Yield data for Kharif season 2017-18

S.N	District	Taluk	Insurance Unit (hobli/ GP)	GP/HOBLI	Crop	IRR_RF	Area_Sown_Ha	No_CCE_Conducted	Average Yield(Kg/Ha)	Name_Of_Higher_Level	No_cce_Conducted_Higher	Higher average Yield(Kg/Ha)	Synthetic Yield
49	DakshinaKannada	Bantwal	THUMBE	GP	PADDY	RF	4	4	2654.09				
50	DakshinaKannada	Bantwal	ULI	GP	PADDY	RF	259	4	5001.50				
51	DakshinaKannada	Bantwal	VEERAKAMBA	GP	PADDY	RF	144	4	5522.09				
52	DakshinaKannada	Bantwal	Vitla (ULB)	GP	PADDY	RF	70	4	4702.13				
53	DakshinaKannada	Bantwal	VITLAMUDNUR	GP	PADDY	RF	144			Hobli Level	67	4565.42	
54	DakshinaKannada	Bantwal	VITLAPADNUR	GP	PADDY	RF	65	4	4438.91				
55	DakshinaKannada	Belthangady	ALADANGADI	GP	PADDY	RF	218	4	2426.06				
56	DakshinaKannada	Belthangady	ANDINJE	GP	PADDY	RF	220	4	4095.00				
57	DakshinaKannada	Belthangady	ARAMBODI	GP	PADDY	RF	201	4	3819.78				
58	DakshinaKannada	Belthangady	ARASINAMAKKI	GP	PADDY	RF	170	4	3632.73				
59	DakshinaKannada	Belthangady	BALANJA	GP	PADDY	RF	212	4	4352.72				
60	DakshinaKannada	Belthangady	BANDARU	GP	PADDY	RF	165	4	5104.32				
61	DakshinaKannada	Belthangady	BARYA	GP	PADDY	RF	166	4	3506.12				
62	DakshinaKannada	Belthangady	BELALU	GP	PADDY	RF	217	4	5039.40				
63	DakshinaKannada	Belthangady	Belthangadi(ULB)	GP	PADDY	RF	82	4	4771.50				
64	DakshinaKannada	Belthangady	CHARMADI	GP	PADDY	RF	220	4	1252.80				

Government of Karnataka
Directorate of Economics and Statistics
GP Level Average Yield data for Kharif season 2017-18

S.N	District	Taluk	Insurance Unit (hobli/ GP)	GP/HOBLI	Crop	IRR_RF	Area_Sown_Ha	No_CCE_Conducted	Average Yield(Kg/Ha)	Name_Of_Higher_Level	No_cce_Conducted_Higher	Higher average Yield(Kg/Ha)	Synthetic Yield
65	DakshinaKannada	Belthangady	DHARMASTHALA	GP	PADDY	RF	85	4	2889.31				
66	DakshinaKannada	Belthangady	HOSANGADI	GP	PADDY	RF	206	4	4233.98				
67	DakshinaKannada	Belthangady	ILANTHILA	GP	PADDY	RF	93	4	4227.88				
68	DakshinaKannada	Belthangady	INDABETTU	GP	PADDY	RF	80	4	3002.43				
69	DakshinaKannada	Belthangady	KADIRUDYAVARA	GP	PADDY	RF	93	4	4164.19				
70	DakshinaKannada	Belthangady	KALANJA	GP	PADDY	RF	140	4	4732.20				
71	DakshinaKannada	Belthangady	KALIYA	GP	PADDY	RF	138	4	4852.98				
72	DakshinaKannada	Belthangady	KALMANJA	GP	PADDY	RF	87	4	6513.68				
73	DakshinaKannada	Belthangady	KANIYOORU	GP	PADDY	RF	193	4	4344.61				
74	DakshinaKannada	Belthangady	KASHIPATNA	GP	PADDY	RF	174	4	4921.39				
75	DakshinaKannada	Belthangady	KOKKADA	GP	PADDY	RF	93	4	4198.79				
76	DakshinaKannada	Belthangady	KOYYURU	GP	PADDY	RF	129	4	4137.28				
77	DakshinaKannada	Belthangady	KUKKEDI	GP	PADDY	RF	145	4	2910.64				
78	DakshinaKannada	Belthangady	KUVETTU	GP	PADDY	RF	176	4	5089.99				
79	DakshinaKannada	Belthangady	LAILA	GP	PADDY	RF	115	4	3539.47				
80	DakshinaKannada	Belthangady	MACHINA	GP	PADDY	RF	85	4	4438.23				

9/

Government of Karnataka
Directorate of Economics and Statistics
GP Level Average Yield data for Kharif season 2017-18

S.N	District	Taluk	Insurance Unit (hobli/ GP)	GP/HOBLI	Crop	IRR_RF	Area_Sown_Ha	No_CCE_Conducted	Average Yield(Kg/Ha)	Name_Of_Higher_Level	No_cce Conducted_Higher	Higher average Yield(Kg/Ha)	Synthetic Yield
81	DakshinaKannada	Belthangady	MADANTHYARU	GP	PADDY	RF	161	4	4275.75				
82	DakshinaKannada	Belthangady	MALADI	GP	PADDY	RF	133	4	3195.46				
83	DakshinaKannada	Belthangady	MALAVANTHIGE	GP	PADDY	RF	88	4	2904.09				
84	DakshinaKannada	Belthangady	MARODI	GP	PADDY	RF	300	4	4711.88				
85	DakshinaKannada	Belthangady	MELANTHABETTU	GP	PADDY	RF	155	4	3700.01				
86	DakshinaKannada	Belthangady	MITHABAGILU	GP	PADDY	RF	89	4	3857.47				
87	DakshinaKannada	Belthangady	MUNDAJE	GP	PADDY	RF	75	4	5938.16				
88	DakshinaKannada	Belthangady	NADA	GP	PADDY	RF	214	4	6670.17				
89	DakshinaKannada	Belthangady	NARAVI	GP	PADDY	RF	185	4	3235.89				
90	DakshinaKannada	Belthangady	NAVOORU	GP	PADDY	RF	71	4	4840.15				
91	DakshinaKannada	Belthangady	NERIYA	GP	PADDY	RF	162	4	5178.79				
92	DakshinaKannada	Belthangady	NIDLE	GP	PADDY	RF	93	4	4070.52				
93	DakshinaKannada	Belthangady	PADANGADI	GP	PADDY	RF	235	4	5632.68				
94	DakshinaKannada	Belthangady	PATRAME	GP	PADDY	RF	103	4	5121.14				
95	DakshinaKannada	Belthangady	PUDUVETTU	GP	PADDY	RF	111	4	3335.09				
96	DakshinaKannada	Belthangady	SHIBAJE	GP	PADDY	RF	43	4	5245.65				

97

Government of Karnataka
Directorate of Economics and Statistics
GP Level Average Yield data for Kharif season 2017-18

S.N	District	Taluk	Insurance Unit (hobli/ GP)	GP/HOBLI	Crop	IRR_RF	Area_Sown_Ha	No_CCE_Conducted	Average Yield(Kg/Ha)	Name_Of_Higher_Level	No_cce_Conducted_Higher	Higher average Yield(Kg/Ha)	Synthetic Yield
97	DakshinaKannada	Belthangady	SHIRLALU	GP	PADDY	RF	106	4	3206.81				
98	DakshinaKannada	Belthangady	SHISHILA	GP	PADDY	RF	43	4	4117.55				
99	DakshinaKannada	Belthangady	SULKERI	GP	PADDY	RF	155	4	3738.97				
100	DakshinaKannada	Belthangady	THANNIRUPANTHA	GP	PADDY	RF	216	4	4177.08				
101	DakshinaKannada	Belthangady	THEKKARU	GP	PADDY	RF	85			Hobli Level	76	4217.89	
102	DakshinaKannada	Belthangady	UJIRE	GP	PADDY	RF	301	4	3830.35				
103	DakshinaKannada	Belthangady	VENOORU	GP	PADDY	RF	368	4	4291.16				
104	DakshinaKannada	Mangalore	ADYAR	GP	PADDY	RF	52	4	4364.32				
105	DakshinaKannada	Mangalore	AIKALA	GP	PADDY	RF	102	4	4609.26				
106	DakshinaKannada	Mangalore	AMBLAMOGRU	GP	PADDY	RF	22	4	3684.45				
107	DakshinaKannada	Mangalore	ATHIKARI BETTU	GP	PADDY	RF	97	4	4266.36				
108	DakshinaKannada	Mangalore	BADAGAYEDAPADAVU	GP	PADDY	RF	40	4	5207.87				
109	DakshinaKannada	Mangalore	BAJPE	GP	PADDY	RF	4	4	6162.81				
110	DakshinaKannada	Mangalore	BALKUNJE	GP	PADDY	RF	125	4	4677.67				
111	DakshinaKannada	Mangalore	BELMA	GP	PADDY	RF	55	4	4641.40				
112	DakshinaKannada	Mangalore	BELUVAI	GP	PADDY	RF	80	4	2596.73				

Government of Karnataka
Directorate of Economics and Statistics
GP Level Average Yield data for Kharif season 2017-18

S.N	District	Taluk	Insurance Unit (hobli/ GP)	GP/HOBLI	Crop	IRR_RF	Area_Sown_Ha	No_CCE_Conducted	Average Yield(Kg/Ha)	Name_Of_Higher_Level	No_cce_Conducted_Higher	Higher average Yield(Kg/Ha)	Synthetic Yield
113	DakshinaKannada	Mangalore	BOLIYAR	GP	PADDY	RF	45	4	4641.82				
114	DakshinaKannada	Mangalore	CHELAIRU	GP	PADDY	RF	88	4	5167.39				
115	DakshinaKannada	Mangalore	DAREGUDDE	GP	PADDY	RF	146	4	3321.60				
116	DakshinaKannada	Mangalore	GANJIMATA	GP	PADDY	RF	140	4	5196.14				
117	DakshinaKannada	Mangalore	GURUPURA	GP	PADDY	RF	81	4	4190.24				
118	DakshinaKannada	Mangalore	HALEYANGADY	GP	PADDY	RF	95	4	5688.06				
119	DakshinaKannada	Mangalore	HAREKALA	GP	PADDY	RF	36	4	4741.82				
120	DakshinaKannada	Mangalore	HOSABETTU	GP	PADDY	RF	528	4	3669.11				
121	DakshinaKannada	Mangalore	IRUVAIL	GP	PADDY	RF	75	4	4057.69				
122	DakshinaKannada	Mangalore	KALLAMUNDKUR	GP	PADDY	RF	180	4	5554.21				
123	DakshinaKannada	Mangalore	KANDAVARA	GP	PADDY	RF	52	4	5340.47				
124	DakshinaKannada	Mangalore	KEMRAL	GP	PADDY	RF	161	4	5462.93				
125	DakshinaKannada	Mangalore	KILPADI	GP	PADDY	RF	93	4	2857.25				
126	DakshinaKannada	Mangalore	KINNIGOLI	GP	PADDY	RF	126	4	4895.12				
127	DakshinaKannada	Mangalore	KINYA	GP	PADDY	RF	35	4	3856.73				
128	DakshinaKannada	Mangalore	KONAJE	GP	PADDY	RF	58	4	3847.16				

(9)

Government of Karnataka
Directorate of Economics and Statistics
GP Level Average Yield data for Kharif season 2017-18

S.N	District	Taluk	Insurance Unit (hobli/ GP)	GP/HOBLI	Crop	IRR_RF	Area_Sown_Ha	No_CCE_Conducted	Average Yield(Kg/Ha)	Name_Of_Higher_Level	No_cce Conducted_Higher	Higher average Yield(Kg/Ha)	Synthetic Yield
129	DakshinaKannada	Mangalore	KONDEMOOLA	GP	PADDY	RF	80	4	2659.43				
130	DakshinaKannada	Mangalore	Kotekar(ULB)	GP	PADDY	RF	18	4	4372.73				
131	DakshinaKannada	Mangalore	KUPPEPADAV	GP	PADDY	RF	98	4	4204.55				
132	DakshinaKannada	Mangalore	MALAVURU	GP	PADDY	RF	52	4	5390.24				
133	DakshinaKannada	Mangalore	Mangalore-Gurupura (ULB)	GP	PADDY	RF	107	4	5474.76				
134	DakshinaKannada	Mangalore	MANJANADY	GP	PADDY	RF	21	4	4904.29				
135	DakshinaKannada	Mangalore	MENNABETTU	GP	PADDY	RF	100	4	5022.38				
136	DakshinaKannada	Mangalore	MOODUSHEDDE	GP	PADDY	RF	85	1	2050.65				
137	DakshinaKannada	Mangalore	MUCHURU	GP	PADDY	RF	56			Hobli Level	44	4987.53	
138	DakshinaKannada	Mangalore	Mudabidare (ULB)	GP	PADDY	RF	17	4	4943.88				
139	DakshinaKannada	Mangalore	Mulki (ULB)	GP	PADDY	RF	89	4	5600.46				
140	DakshinaKannada	Mangalore	MUNNURU	GP	PADDY	RF	20			Hobli Level	48	4514.39	
141	DakshinaKannada	Mangalore	NEERMARGA	GP	PADDY	RF	94	4	5722.39				
142	DakshinaKannada	Mangalore	NELLIKARU	GP	PADDY	RF	172	4	6211.81				
143	DakshinaKannada	Mangalore	PADUMARNAD	GP	PADDY	RF	92	4	3710.10				
144	DakshinaKannada	Mangalore	PADUPANAMBUR	GP	PADDY	RF	120	4	4606.42				
145	DakshinaKannada	Mangalore	PADUPERAR	GP	PADDY	RF	70	4	5718.19				
146	DakshinaKannada	Mangalore	PALADKA	GP	PADDY	RF	340	4	5120.64				

Government of Karnataka
Directorate of Economics and Statistics
GP Level Average Yield data for Kharif season 2017-18

S.N	District	Taluk	Insurance Unit (hobli/ GP)	GP/HOBLI	Crop	IRR_RF	Area_Sown_Ha	No_CCE_Conducted	Average Yield(Kg/Ha)	Name_Of_Higher_Level	No_cce Conducted_Higher	Higher average Yield(Kg/Ha)	Synthetic Yield
147	DakshinaKannada	Mangalore	PAVOOR	GP	PADDY	RF	42	4	4667.05				
148	DakshinaKannada	Mangalore	PERMUDE	GP	PADDY	RF	32	4	2531.25				
149	DakshinaKannada	Mangalore	PUTTIGE	GP	PADDY	RF	112	4	7198.91				
150	DakshinaKannada	Mangalore	SHIRTHADY	GP	PADDY	RF	300	4	4079.07				
151	DakshinaKannada	Mangalore	SOMESHWARA	GP	PADDY	RF	7	4	5053.87				
152	DakshinaKannada	Mangalore	SURINJE	GP	PADDY	RF	92	4	5876.33				
153	DakshinaKannada	Mangalore	TALAPADY	GP	PADDY	RF	42	4	3942.24				
154	DakshinaKannada	Mangalore	TENKAMIJARU	GP	PADDY	RF	210	4	3596.76				
155	DakshinaKannada	Mangalore	ULAIBETTU	GP	PADDY	RF	53	4	4341.33				
156	DakshinaKannada	Mangalore	Ullal (ULB)	GP	PADDY	RF	1	4	5819.10				
157	DakshinaKannada	Mangalore	VALPADI	GP	PADDY	RF	74	4	2907.51				
158	DakshinaKannada	Mangalore	YEDAPADAVU	GP	PADDY	RF	61	4	5102.56				
159	DakshinaKannada	Mangalore	YEKKARU	GP	PADDY	RF	75	4	2287.53				
160	DakshinaKannada	Puttur	ALANKARU	GP	PADDY	RF	70	4	3469.17				
161	DakshinaKannada	Puttur	ARIYADKA	GP	PADDY	RF	52	4	5763.71				
162	DakshinaKannada	Puttur	ARYAPU	GP	PADDY	RF	76	4	5393.68				
163	DakshinaKannada	Puttur	BADAGANNURU	GP	PADDY	RF	72	4	4831.20				
164	DakshinaKannada	Puttur	BAJATHURU	GP	PADDY	RF	84	4	4552.85				

Government of Karnataka
Directorate of Economics and Statistics
GP Level Average Yield data for Kharif season 2017-18

S.N	District	Taluk	Insurance Unit (hobli/ GP)	GP/HOBLI	Crop	IRR_RF	Area_Sown_Ha	No_CCE_Conducted	Average Yield(Kg/Ha)	Name_Of_Higher_Level	No_cce Conducted_Higher	Higher average Yield(Kg/Ha)	Synthetic Yield
165	DakshinaKannada	Puttur	BALNADU	GP	PADDY	RF	32	4	4802.35				
166	DakshinaKannada	Puttur	BANNURU	GP	PADDY	RF	98	4	4925.56				
167	DakshinaKannada	Puttur	BELANDURU	GP	PADDY	RF	47	4	2352.53				
168	DakshinaKannada	Puttur	BETTAMPADY	GP	PADDY	RF	83	4	3557.05				
169	DakshinaKannada	Puttur	GOLITHOTTU	GP	PADDY	RF	103	4	4711.36				
170	DakshinaKannada	Puttur	HIREBANDADI	GP	PADDY	RF	86	4	5137.96				
171	DakshinaKannada	Puttur	KABAKA	GP	PADDY	RF	6	4	5023.60				
172	DakshinaKannada	Puttur	KADABA	GP	PADDY	RF	93	4	3943.34				
173	DakshinaKannada	Puttur	KANIYURU	GP	PADDY	RF	79	4	3706.31				
174	DakshinaKannada	Puttur	KAUKRADY	GP	PADDY	RF	77	4	4781.47				
175	DakshinaKannada	Puttur	KEDAMBADI	GP	PADDY	RF	3			Hobli Level	46	4715.36	
176	DakshinaKannada	Puttur	KODIMBADI	GP	PADDY	RF	62	4	6400.73				
177	DakshinaKannada	Puttur	KOILA	GP	PADDY	RF	25	4	3164.05				
178	DakshinaKannada	Puttur	KOLTHIGE	GP	PADDY	RF	37	4	4046.86				
179	DakshinaKannada	Puttur	KOMBARU	GP	PADDY	RF	45			Hobli Level	36	4942.21	
180	DakshinaKannada	Puttur	KUTRUPADY	GP	PADDY	RF	43	4	3870.81				
181	DakshinaKannada	Puttur	MUNDURU	GP	PADDY	RF	116	4	4758.91				
182	DakshinaKannada	Puttur	NARIMOGRU	GP	PADDY	RF	104	4	4084.07				



Government of Karnataka
Directorate of Economics and Statistics
GP Level Average Yield data for Kharif season 2017-18

S.N	District	Taluk	Insurance Unit (hobli/ GP)	GP/HOBLI	Crop	IRR_RF	Area_Sown_Ha	No_CCE_Conducted	Average Yield(Kg/Ha)	Name_Of_Higher_Level	No_cce_Conducted_Higher	Higher average Yield(Kg/Ha)	Synthetic Yield
183	DakshinaKannada	Puttur	NELYADY	GP	PADDY	RF	86	4	5537.10				
184	DakshinaKannada	Puttur	NETTANIGE MUDNURU	GP	PADDY	RF	37	4	5794.16				
185	DakshinaKannada	Puttur	NOOJIBALTHILA	GP	PADDY	RF	51	4	3826.56				
186	DakshinaKannada	Puttur	PANAJE	GP	PADDY	RF	32	4	3102.96				
187	DakshinaKannada	Puttur	PERABE	GP	PADDY	RF	86	4	1731.68				
188	DakshinaKannada	Puttur	Puttur(ULB)	GP	PADDY	RF	22	4	6006.21				
189	DakshinaKannada	Puttur	RAMAKUNJA	GP	PADDY	RF	77	4	3690.83				
190	DakshinaKannada	Puttur	SAVANURU	GP	PADDY	RF	70	4	3418.35				
191	DakshinaKannada	Puttur	SHIRADY	GP	PADDY	RF	0			Hobli Level	36	4942.21	
192	DakshinaKannada	Puttur	UPPINANGADY	GP	PADDY	RF	93	4	3409.25				
193	DakshinaKannada	Sullia	ARANTHODU	GP	PADDY	RF	35	4	4846.17				
194	DakshinaKannada	Sullia	BALPA	GP	PADDY	RF	50	4	4454.30				
195	DakshinaKannada	Sullia	BELLARE	GP	PADDY	RF	37	4	4940.35				
196	DakshinaKannada	Sullia	YEDAMANGALA	GP	PADDY	RF	25	4	4671.26				
197	DakshinaKannada	Sullia	YENMURU	GP	PADDY	RF	34	4	3891.73				

Joint Director
Crop insurance scheme Division
Directorate of Economics and Statistics

Government of Karnataka
Directorate of Economics and Statistics
GP Level Average Yield data for Kharif season 2017-18

S.N	District	Taluk	Insurance Unit (hobli/ GP)	GP/HOBLI	Crop	IRR_RF	Area_Sown_Ha	No_CCE_Conducted	Average Yield(Kg/Ha)	Name_Of_Higher_Level	No_cce Conducted_Higher	Higher average Yield(Kg/Ha)	Synthetic Yield
1	Davangere	Channagiri	AGARABANNIHATTI	GP	Maize (Makka)	RF	257	4	4965.94				
2	Davangere	Channagiri	AJIHALLI	GP	Maize (Makka)	RF	762	4	4657.70				
3	Davangere	Channagiri	BASAVAPATTANA	GP	Maize (Makka)	RF	290	4	4555.47				
4	Davangere	Channagiri	BELLIGANUR	GP	Maize (Makka)	RF	499	4	4487.33				
5	Davangere	Channagiri	BULASAGARA	GP	Maize (Makka)	RF	182	4	4148.68				
6	Davangere	Channagiri	CHANNESHAPURA	GP	Maize (Makka)	RF	727	4	3934.80				
7	Davangere	Channagiri	CHIKKAGANGUR	GP	Maize (Makka)	RF	855	4	4324.82				
8	Davangere	Channagiri	DAGINAKATTE	GP	Maize (Makka)	RF	723	4	5121.63				
9	Davangere	Channagiri	DEVARAHALLI	GP	Maize (Makka)	RF	351	4	7706.03				
10	Davangere	Channagiri	DODDABBIGERE	GP	Maize (Makka)	RF	560	4	2888.45				
11	Davangere	Channagiri	DURVIGERE	GP	Maize (Makka)	RF	267	4	2327.54				
12	Davangere	Channagiri	GARAGA	GP	Maize (Makka)	RF	757	4	5333.94				
13	Davangere	Channagiri	GOPPENAHALLI	GP	Maize (Makka)	RF	534	4	3814.23				
14	Davangere	Channagiri	GUDDADA KOMARANAHALLI	GP	Maize (Makka)	RF	366	4	5929.33				
15	Davangere	Channagiri	HARONAHALLI	GP	Maize (Makka)	RF	411	4	4315.90				
16	Davangere	Channagiri	HEBBALAGERE	GP	Maize (Makka)	RF	808	4	5881.75				
17	Davangere	Channagiri	HIREMALALI	GP	Maize (Makka)	RF	796	4	6122.89				
18	Davangere	Channagiri	HODIGERE	GP	Maize (Makka)	RF	553	4	3403.24				

Government of Karnataka
Directorate of Economics and Statistics
GP Level Average Yield data for Kharif season 2017-18

S.N	District	Taluk	Insurance Unit (hobli/ GP)	GP/HOBLI	Crop	IRR_RF	Area_Sown_Ha	No_CCE_Conducted	Average Yield(Kg/Ha)	Name_Of_Higher_Level	No_cce Conducted_Higher	Higher average Yield(Kg/Ha)	Synthetic field
19	Davangere	Channagiri	HONNEBAGHI	GP	Maize (Makka)	RF	589	4	3621.83				
20	Davangere	Channagiri	ITTIGE	GP	Maize (Makka)	RF	317	4	5029.89				
21	Davangere	Channagiri	JOLADAL	GP	Maize (Makka)	RF	204	4	4125.09				
22	Davangere	Channagiri	KABBALA	GP	Maize (Makka)	RF	252	4	5305.11				
23	Davangere	Channagiri	KAGATHUR	GP	Maize (Makka)	RF	475	4	3554.21				
24	Davangere	Channagiri	KAKANUR	GP	Maize (Makka)	RF	713	4	4775.65				
25	Davangere	Channagiri	KANCHIGANAL	GP	Maize (Makka)	RF	1148	4	3290.01				
26	Davangere	Channagiri	KAREKATTE	GP	Maize (Makka)	RF	153	4	5509.55				
27	Davangere	Channagiri	KARIGANUR	GP	Maize (Makka)	RF	60	4	6606.55				
28	Davangere	Channagiri	KEMPAHALLI	GP	Maize (Makka)	RF	365	4	4980.09				
29	Davangere	Channagiri	KEREBILACHI	GP	Maize (Makka)	RF	118	4	3322.63				
30	Davangere	Channagiri	KOGALUR	GP	Maize (Makka)	RF	217	4	4125.61				
31	Davangere	Channagiri	KONDADAHALLI	GP	Maize (Makka)	RF	781	4	3538.49				
32	Davangere	Channagiri	KORATIKERE	GP	Maize (Makka)	RF	660	4	6447.91				
33	Davangere	Channagiri	KOTEHAL	GP	Maize (Makka)	RF	367	4	5022.03				
34	Davangere	Channagiri	LINGADAHALLI	GP	Maize (Makka)	RF	259	4	4311.71				
35	Davangere	Channagiri	MALLAPURA	GP	Maize (Makka)	RF	69	4	3406.18				
36	Davangere	Channagiri	MARAVANJI	GP	Maize (Makka)	RF	680	4	3522.76				

Government of Karnataka
Directorate of Economics and Statistics
GP Level Average Yield data for Kharif season 2017-18

S.N	District	Taluk	Insurance Unit (hobli/ GP)	GP/HOBLI	Crop	IRR_RF	Area_Sown_Ha	No_CCE_Conducted	Average Yield(Kg/Ha)	Name_Of_Higher_Level	No_cce Conducted_Higher	Higher average Yield(Kg/Ha)	Synthetic yield
37	Davangere	Channagiri	MEDIKERE	GP	Maize (Makka)	RF	431	4	4434.90				
38	Davangere	Channagiri	MUDIGERE	GP	Maize (Makka)	RF	862	4	4287.07				
39	Davangere	Channagiri	NALKUDRE	GP	Maize (Makka)	RF	59	4	5560.14				
40	Davangere	Channagiri	NALLUR	GP	Maize (Makka)	RF	156	4	3900.72				
41	Davangere	Channagiri	NAVILEHAL	GP	Maize (Makka)	RF	69	4	6306.37				
42	Davangere	Channagiri	NELLIHANKALU	GP	Maize (Makka)	RF	266	4	3984.07				
43	Davangere	Channagiri	NILOGAL	GP	Maize (Makka)	RF	961	4	4796.61				
44	Davangere	Channagiri	NUGGIHALLI	GP	Maize (Makka)	RF	931	4	3871.37				
45	Davangere	Channagiri	PANDOMATTI	GP	Maize (Makka)	RF	277	4	4046.98				
46	Davangere	Channagiri	RAJAGONDANAHALLI	GP	Maize (Makka)	RF	404	4	6056.84				
47	Davangere	Channagiri	RUDRAPURA	GP	Maize (Makka)	RF	158	4	3936.90				
48	Davangere	Channagiri	SANTHEBENNUR	GP	Maize (Makka)	RF	705	4	5976.11				
49	Davangere	Channagiri	SIDDANAMATA	GP	Maize (Makka)	RF	1143	4	4277.63				
50	Davangere	Channagiri	SOMLAPURA	GP	Maize (Makka)	RF	257	4	5247.44				
51	Davangere	Channagiri	TANIGERE	GP	Maize (Makka)	RF	540	4	4330.37				
52	Davangere	Channagiri	TAVAREKERE	GP	Maize (Makka)	RF	180	4	2974.95				
53	Davangere	Channagiri	THIPPAGONDANAHALLI	GP	Maize (Makka)	RF	498	4	4674.47				
54	Davangere	Channagiri	TYAVANAGI	GP	Maize (Makka)	RF	56	4	3544.78				

Government of Karnataka
Directorate of Economics and Statistics
GP Level Average Yield data for Kharif season 2017-18

S.N	District	Taluk	Insurance Unit (hobli/ GP)	GP/HOBLI	Crop	IRR_RF	Area_Sown_Ha	No_CCE_Conducted	Average Yield(Kg/Ha)	Name_Of_Higher_Level	No_cce_Conducted_Higher	Higher average Yield(Kg/Ha)	Synthetic Yield
55	Davangere	Channagiri	VADNAL	GP	Maize (Makka)	RF	625	4	3690.77				
56	Davangere	Davanagere	AALUR	GP	Maize (Makka)	RF	741	4	4036.50				
57	Davangere	Davanagere	ANABERU	GP	Maize (Makka)	RF	1049	4	3606.49				
58	Davangere	Davanagere	ANAGODU	GP	Maize (Makka)	RF	1295	4	5637.61				
59	Davangere	Davanagere	ANAJI	GP	Maize (Makka)	RF	1639	4	3784.87				
60	Davangere	Davanagere	ATTIGERE	GP	Maize (Makka)	RF	1133	4	6405.97				
61	Davangere	Davanagere	AVARAGOLLA	GP	Maize (Makka)	RF	63	4	8126.72				
62	Davangere	Davanagere	BADA	GP	Maize (Makka)	RF	818	4	4854.28				
63	Davangere	Davanagere	BASAVANHAL	GP	Maize (Makka)	RF	78	4	3522.76				
64	Davangere	Davanagere	BELAVANUR	GP	Maize (Makka)	RF	110	4	5483.34				
65	Davangere	Davanagere	BETHUR	GP	Maize (Makka)	RF	34	4	6657.60				
66	Davangere	Davanagere	Davanagere(ULB)	GP	Maize (Makka)	RF	164	4	3994.56				
67	Davangere	Davanagere	DODDABATHI	GP	Maize (Makka)	RF	276	4	4660.32				
68	Davangere	Davanagere	GOPANALU	GP	Maize (Makka)	RF	5			Hobli Level	50	4564.40	
69	Davangere	Davanagere	GUDHAL	GP	Maize (Makka)	RF	903	4	3284.36				
70	Davangere	Davanagere	HADADI	GP	Maize (Makka)	RF	290	4	5616.61				
71	Davangere	Davanagere	HALEBATHI	GP	Maize (Makka)	RF	252	4	4450.63				
72	Davangere	Davanagere	HEBBALU	GP	Maize (Makka)	RF	2829	4	6977.37				

Government of Karnataka
Directorate of Economics and Statistics
GP Level Average Yield data for Kharif season 2017-18

S.N	District	Taluk	Insurance Unit (hobli/ GP)	GP/HOBLI	Crop	IRR_RF	Area_Sown_Ha	No_CCE_Conducted	Average Yield(Kg/Ha)	Name_Of_Higher_Level	No_cce Conducted_Higher	Higher average Yield(Kg/Ha)	Synthetic Yield
73	Davangere	Davanagere	HEMMANABETHUR	GP	Maize (Makka)	RF	1853	4	5006.30				
74	Davangere	Davanagere	HONNUR	GP	Maize (Makka)	RF	792	4	4854.28				
75	Davangere	Davanagere	HUCHHAVVANAHALI	GP	Maize (Makka)	RF	1558	4	2788.85				
76	Davangere	Davanagere	HULIKATTE	GP	Maize (Makka)	RF	634	4	4058.78				
77	Davangere	Davanagere	IGURU	GP	Maize (Makka)	RF	1620	4	4938.15				
78	Davangere	Davanagere	KADAJJI	GP	Maize (Makka)	RF	367	4	3674.78				
79	Davangere	Davanagere	KADLEBALU	GP	Maize (Makka)	RF	145	4	4786.13				
80	Davangere	Davanagere	KAIDALE	GP	Maize (Makka)	RF	289	4	5761.18				
81	Davangere	Davanagere	KAKKARAGOLLA	GP	Maize (Makka)	RF	120	4	5740.21				
82	Davangere	Davanagere	KANAGONDANAHALI	GP	Maize (Makka)	RF	103	4	4702.26				
83	Davangere	Davanagere	KANDAGAL	GP	Maize (Makka)	RF	189	4	1715.77				
84	Davangere	Davanagere	KANDANAKOVI	GP	Maize (Makka)	RF	935	4	5478.10				
85	Davangere	Davanagere	KODAGANUR	GP	Maize (Makka)	RF	1543	4	5404.71				
86	Davangere	Davanagere	KUKKAWADA	GP	Maize (Makka)	RF	351	4	2282.98				
87	Davangere	Davanagere	KURKI	GP	Maize (Makka)	RF	1139	4	4256.67				
88	Davangere	Davanagere	LOKIKERE	GP	Maize (Makka)	RF	218	4	5771.66				
89	Davangere	Davanagere	MALALAKERE	GP	Maize (Makka)	RF	1			Hobli Level	50	4564.40	
90	Davangere	Davanagere	MATHI	GP	Maize (Makka)	RF	80	4	5845.06				

Government of Karnataka
Directorate of Economics and Statistics
GP Level Average Yield data for Kharif season 2017-18

S.N	District	Taluk	Insurance Unit (hobli/ GP)	GP/HOBLI	Crop	IRR_RF	Area_Sown_Ha	No_CCE_Conducted	Average Yield(Kg/Ha)	Name_Of_Higher_Level	No_cce Conducted_Higher	Higher average Yield(Kg/Ha)	Synthetic Yield
91	Davangere	Davanagere	MAYAKONDA	GP	Maize (Makka)	RF	521	4	5359.78				
92	Davangere	Davanagere	MUDAHADADI	GP	Maize (Makka)	RF	36	4	2689.91				
93	Davangere	Davanagere	NARAGANAHALLI	GP	Maize (Makka)	RF	1384	4	5716.16				
94	Davangere	Davanagere	NERLIGE	GP	Maize (Makka)	RF	452	4	5451.89				
95	Davangere	Davanagere	SHIRAMAGONDANA HALLI	GP	Maize (Makka)	RF	30	4	5343.55				
96	Davangere	Davanagere	SHYGALE	GP	Maize (Makka)	RF	5			Hobli Level	50	4564.40	
97	Davangere	Davanagere	SRIRAMANAGARA	GP	Maize (Makka)	RF	56	4	5127.62				
98	Davangere	Davanagere	TOLAHUNSE	GP	Maize (Makka)	RF	469	4	6264.43				
99	Davangere	Harapanahalli	ADAVIHALLI	GP	Maize (Makka)	IRR	141	4	5602.66				
100	Davangere	Harapanahalli	ANAJIGERE	GP	Maize (Makka)	IRR	422	4	5699.34				
101	Davangere	Harapanahalli	ARASIKERE	GP	Maize (Makka)	IRR	40	4	3948.83				
102	Davangere	Harapanahalli	BAGALI	GP	Maize (Makka)	IRR	55	4	3214.02				
103	Davangere	Harapanahalli	BENNIHALLI	GP	Maize (Makka)	IRR	252	4	6498.27				
104	Davangere	Harapanahalli	CHATNIHALI	GP	Maize (Makka)	IRR	248	4	5246.45				
105	Davangere	Harapanahalli	CHIGATERI	GP	Maize (Makka)	IRR	140	4	4798.65				
106	Davangere	Harapanahalli	CHIRASTHAHALLI	GP	Maize (Makka)	IRR	96	4	4411.90				
107	Davangere	Harapanahalli	DUGGAVATHI	GP	Maize (Makka)	IRR	61	4	6014.85				
108	Davangere	Harapanahalli	GUNDAGATTI	GP	Maize (Makka)	IRR	130	4	5068.35				

Government of Karnataka
Directorate of Economics and Statistics
GP Level Average Yield data for Kharif season 2017-18

S.N	District	Taluk	Insurance Unit (hobli/ GP)	GP/HOBLI	Crop	IRR_RF	Area_Sown_Ha	No_CCE_Conducted	Average Yield(Kg/Ha)	Name_Of_Higher_Level	No_cce_Conducted_Higher	Higher average Yield(Kg/Ha)	Synthetic Yield
109	Davangere	Harapanahalli	HALAVAGALU	GP	Maize (Makka)	IRR	142	4	6335.43				
110	Davangere	Harapanahalli	HARAKANALU	GP	Maize (Makka)	IRR	120	4	5648.46				
111	Davangere	Harapanahalli	HIREMEGALAGERE	GP	Maize (Makka)	IRR	20	4	5165.03				
112	Davangere	Harapanahalli	HOSAKOTE	GP	Maize (Makka)	IRR	111	4	1605.49				
113	Davangere	Harapanahalli	HUCHHANGIDURGA	GP	Maize (Makka)	IRR	93	4	5307.51				
114	Davangere	Harapanahalli	K. KALLAHALLI	GP	Maize (Makka)	IRR	576	4	3577.36				
115	Davangere	Harapanahalli	KADABAGERI	GP	Maize (Makka)	IRR	55	4	4254.15				
116	Davangere	Harapanahalli	KADATHI	GP	Maize (Makka)	IRR	280	4	5628.10				
117	Davangere	Harapanahalli	KANCHIKERI	GP	Maize (Makka)	IRR	231	4	3770.73				
118	Davangere	Harapanahalli	KULAHALLI	GP	Maize (Makka)	IRR	178	4	4707.05				
119	Davangere	Harapanahalli	KUNCHUR	GP	Maize (Makka)	IRR	466			Hobli Level	41	5079.89	
120	Davangere	Harapanahalli	LAKSHMIPURA	GP	Maize (Makka)	IRR	48	4	7398.97				
121	Davangere	Harapanahalli	MADLAGERI	GP	Maize (Makka)	IRR	12	4	4162.56				
122	Davangere	Harapanahalli	MATTIHALLI	GP	Maize (Makka)	IRR	149	4	4106.58				
123	Davangere	Harapanahalli	MYDUR	GP	Maize (Makka)	IRR	181	4	4981.84				
124	Davangere	Harapanahalli	NANDIBEVUR	GP	Maize (Makka)	IRR	247	4	3012.56				
125	Davangere	Harapanahalli	NICHHAVVANAHALLI	GP	Maize (Makka)	IRR	151	4	5459.16				
126	Davangere	Harapanahalli	NILAGUNDA	GP	Maize (Makka)	IRR	112	4	6269.28				

Government of Karnataka
Directorate of Economics and Statistics
GP Level Average Yield data for Kharif season 2017-18

S.N	District	Taluk	Insurance Unit (hobli/ GP)	GP/HOBLI	Crop	IRR_RF	Area_Sown_Ha	No_CCE_Conducted	Average Yield(Kg/Ha)	Name_Of_Higher_Level	No_cce Conducted_Higher	Higher average Yield(Kg/Ha)	Synthetic Yield
127	Davangere	Harapanahalli	NITTUR	GP	Maize (Makka)	IRR	117	4	6228.57				
128	Davangere	Harapanahalli	PUNABAGATTA	GP	Maize (Makka)	IRR	116	4	5256.63				
129	Davangere	Harapanahalli	RAGIMASALAWADA	GP	Maize (Makka)	IRR	577	4	4798.65				
130	Davangere	Harapanahalli	SASVIHALLI	GP	Maize (Makka)	IRR	60	4	4783.38				
131	Davangere	Harapanahalli	SHINGRIHALLI	GP	Maize (Makka)	IRR	29	4	6513.54				
132	Davangere	Harapanahalli	TELAGI	GP	Maize (Makka)	IRR	271	4	4569.65				
133	Davangere	Harapanahalli	THAUDUR	GP	Maize (Makka)	IRR	11	4	3083.75				
134	Davangere	Harapanahalli	TOGARIKATTE	GP	Maize (Makka)	IRR	362	4	5473.18				
135	Davangere	Harapanahalli	YADIHALLI	GP	Maize (Makka)	IRR	216	4	5490.71				
136	Davangere	Harapanahalli	ADAVIHALLI	GP	Maize (Makka)	RF	1272	4	4723.22				
137	Davangere	Harapanahalli	ANAJIGERE	GP	Maize (Makka)	RF	2327	4	3643.33				
138	Davangere	Harapanahalli	ARASIKERE	GP	Maize (Makka)	RF	1331	4	3885.78				
139	Davangere	Harapanahalli	BAGALI	GP	Maize (Makka)	RF	2222	4	4927.67				
140	Davangere	Harapanahalli	BENNIHALLI	GP	Maize (Makka)	RF	2631	4	3894.96				
141	Davangere	Harapanahalli	CHATNIHALI	GP	Maize (Makka)	RF	2723	4	3061.44				
142	Davangere	Harapanahalli	CHIGATERI	GP	Maize (Makka)	RF	1261	4	4356.27				
143	Davangere	Harapanahalli	CHIRASTHAHALLI	GP	Maize (Makka)	RF	1527	4	4188.52				
144	Davangere	Harapanahalli	DUGGAVATHI	GP	Maize (Makka)	RF	254	4	2107.36				

② 1

Government of Karnataka
Directorate of Economics and Statistics
GP Level Average Yield data for Kharif season 2017-18

S.N	District	Taluk	Insurance Unit (hobli/ GP)	GP/HOBLI	Crop	IRR_RF	Area_Sown_Ha	No_CCE_Conducted	Average Yield(Kg/Ha)	Name_Of_Higher_Level	No_cce Conducted_Higher	Higher average Yield(Kg/Ha)	Synthetic Yield
145	Davangere	Harapanahalli	GUNDAGATTI	GP	Maize (Makka)	RF	1119	4	3832.05				
146	Davangere	Harapanahalli	HALAVAGALU	GP	Maize (Makka)	RF	603	4	4120.37				
147	Davangere	Harapanahalli	HARAKANALU	GP	Maize (Makka)	RF	2746	4	4437.31				
148	Davangere	Harapanahalli	Harapanahalli(ULB)	GP	Maize (Makka)	RF	1461	4	4382.48				
149	Davangere	Harapanahalli	HIREMEGALAGERE	GP	Maize (Makka)	RF	680	4	3360.25				
150	Davangere	Harapanahalli	HOSAKOTE	GP	Maize (Makka)	RF	1749	4	2961.85				
151	Davangere	Harapanahalli	HUCHHANGIDURGA	GP	Maize (Makka)	RF	1603	4	3837.29				
152	Davangere	Harapanahalli	K. KALLAHALLI	GP	Maize (Makka)	RF	698	4	5103.47				
153	Davangere	Harapanahalli	KADABAGERI	GP	Maize (Makka)	RF	855	4	4434.90				
154	Davangere	Harapanahalli	KADATHI	GP	Maize (Makka)	RF	74	4	3863.50				
155	Davangere	Harapanahalli	KANCHIKERI	GP	Maize (Makka)	RF	1747	4	4717.98				
156	Davangere	Harapanahalli	KULAHALLI	GP	Maize (Makka)	RF	1698	4	3894.95				
157	Davangere	Harapanahalli	KUNCHUR	GP	Maize (Makka)	RF	1397	4	3315.69				
158	Davangere	Harapanahalli	LAKSHMIPURA	GP	Maize (Makka)	RF	1153	4	4382.48				
159	Davangere	Harapanahalli	MADLAGERI	GP	Maize (Makka)	RF	1105	4	3185.16				
160	Davangere	Harapanahalli	MATTIHALLI	GP	Maize (Makka)	RF	1826	4	3302.59				
161	Davangere	Harapanahalli	MYDUR	GP	Maize (Makka)	RF	2910	4	4508.29				
162	Davangere	Harapanahalli	NANDIBEVUR	GP	Maize (Makka)	RF	2709	4	3213.47				

Government of Karnataka
Directorate of Economics and Statistics
GP Level Average Yield data for Kharif season 2017-18

S.N	District	Taluk	Insurance Unit (hobli/ GP)	GP/HOBLI	Crop	IRR_RF	Area_Sown_Ha	No_CCE_Conducted	Average Yield(Kg/Ha)	Name_Of_Higher_Level	No_cce Conducted_Higher	Higher average Yield(Kg/Ha)	Synthetic field
163	Davangere	Harapanahalli	NICHHAVVANAHALLI	GP	Maize (Makka)	RF	1441	4	4330.06				
164	Davangere	Harapanahalli	NILAGUNDA	GP	Maize (Makka)	RF	2333	4	4424.42				
165	Davangere	Harapanahalli	NITTUR	GP	Maize (Makka)	RF	734	4	4445.39				
166	Davangere	Harapanahalli	PUNABAGATTA	GP	Maize (Makka)	RF	2048	4	3606.63				
167	Davangere	Harapanahalli	RAGIMASALAWADA	GP	Maize (Makka)	RF	900	4	3402.19				
168	Davangere	Harapanahalli	SASVIHALLI	GP	Maize (Makka)	RF	1444	4	3396.95				
169	Davangere	Harapanahalli	SHINGRIHALLI	GP	Maize (Makka)	RF	403	4	2961.84				
170	Davangere	Harapanahalli	TELAGI	GP	Maize (Makka)	RF	992	4	2296.09				
171	Davangere	Harapanahalli	THAUDUR	GP	Maize (Makka)	RF	2165	4	3863.50				
172	Davangere	Harapanahalli	TOGARIKATTE	GP	Maize (Makka)	RF	1683	4	4219.97				
173	Davangere	Harapanahalli	YADIHALLI	GP	Maize (Makka)	RF	1465	4	3150.56				
174	Davangere	Harihar	BANNIKODU	GP	Maize (Makka)	RF	125	4	4733.71				
175	Davangere	Harihar	BELLUDI	GP	Maize (Makka)	RF	281	4	3255.41				
176	Davangere	Harihar	BHANUVALLI	GP	Maize (Makka)	RF	517	4	4990.57				
177	Davangere	Harihar	DEVARABELAKERE	GP	Maize (Makka)	RF	161	4	4120.37				
178	Davangere	Harihar	GUTTUR	GP	Maize (Makka)	RF	332	4	4634.11				
179	Davangere	Harihar	HALIVANA	GP	Maize (Makka)	RF	551	4	5687.79				
180	Davangere	Harihar	HANAGAWADI	GP	Maize (Makka)	RF	216	4	3792.73				

(9)

Government of Karnataka
Directorate of Economics and Statistics
GP Level Average Yield data for Kharif season 2017-18

S.N	District	Taluk	Insurance Unit (hobli/ GP)	GP/HOBLI	Crop	IRR_RF	Area_Sown_Ha	No_CCE_Conducted	Average Yield(Kg/Ha)	Name_Of_Higher_Level	No_cce_Conducted_Higher	Higher average Yield(Kg/Ha)	Synthetic Yield
181	Davangere	Harihar	HARALAHALLI	GP	Maize (Makka)	RF	45	4	3900.72				
182	Davangere	Harihar	HARLAPURA	GP	Maize (Makka)	RF	93	4	4927.67				
183	Davangere	Harihar	HOLESIRIGERE	GP	Maize (Makka)	RF	242	4	6070.47				
184	Davangere	Harihar	JIGALI	GP	Maize (Makka)	RF	100	4	3936.89				
185	Davangere	Harihar	K. BEVINAHALLI	GP	Maize (Makka)	RF	19			Hobli Level	44	4059.61	
186	Davangere	Harihar	KADARANAYAKANA HALLI	GP	Maize (Makka)	RF	29	4	4261.91				
187	Davangere	Harihar	KOKKANUR	GP	Maize (Makka)	RF	102	4	3470.34				
188	Davangere	Harihar	KONDAJJI	GP	Maize (Makka)	RF	717	4	3423.16				
189	Davangere	Harihar	KUMBALUR	GP	Maize (Makka)	RF	14	4	3314.38				
190	Davangere	Harihar	KUNIBELAKERE	GP	Maize (Makka)	RF	0			Hobli Level	52	4324.62	
191	Davangere	Harihar	MALEBENNUR	GP	Maize (Makka)	RF	174	4	3934.27				
192	Davangere	Harihar	NANDIGAVI	GP	Maize (Makka)	RF	284	4	4754.68				
193	Davangere	Harihar	RAJANAHALLI	GP	Maize (Makka)	RF	433	4	3742.93				
194	Davangere	Harihar	SALAKATTE	GP	Maize (Makka)	RF	4			Hobli Level	44	4059.61	
195	Davangere	Harihar	SARATHI	GP	Maize (Makka)	RF	121	4	2626.34				
196	Davangere	Harihar	UKKADAGATHRI	GP	Maize (Makka)	RF	245	4	3370.73				
197	Davangere	Harihar	VASANA	GP	Maize (Makka)	RF	23	4	3096.39				
198	Davangere	Harihar	YALAVATTI	GP	Maize (Makka)	RF	245	4	4550.23				

Government of Karnataka
Directorate of Economics and Statistics
GP Level Average Yield data for Kharif season 2017-18

S.N	District	Taluk	Insurance Unit (hobli/ GP)	GP/HOBLI	Crop	IRR_RF	Area_Sown_Ha	No_CCE_Conducted	Average Yield(Kg/Ha)	Name_Of_Higher_Level	No_cce_Conducted_Higher	Higher average Yield(Kg/Ha)	Synthetic Yield
199	Davangere	Harihar	YALEHOLE	GP	Maize (Makka)	RF	29	4	5871.27				
200	Davangere	Harihar	BANNIKODU	GP	PADDY	IRR	9			Hobli Level	33	5377.47	
201	Davangere	Harihar	BELLUDI	GP	PADDY	IRR	11	4	4502.26				
202	Davangere	Harihar	BHANUVALLI	GP	PADDY	IRR	5			Hobli Level	33	5377.47	
203	Davangere	Harihar	DEVARABELAKERE	GP	PADDY	IRR	22			Hobli Level	87	4962.41	
204	Davangere	Harihar	GUTTUR	GP	PADDY	IRR	496	4	7114.88				
205	Davangere	Harihar	HALIVANA	GP	PADDY	IRR	40	4	2744.08				
206	Davangere	Harihar	HANAGAWADI	GP	PADDY	IRR	94			Hobli Level	33	5377.47	
207	Davangere	Harihar	HARALAHALLI	GP	PADDY	IRR	100	4	3064.50				
208	Davangere	Harihar	HARLAPURA	GP	PADDY	IRR	48	4	7940.57				
209	Davangere	Harihar	HOLESIRIGERE	GP	PADDY	IRR	65	4	4407.78				
210	Davangere	Harihar	JIGALI	GP	PADDY	IRR	44	4	5307.41				
211	Davangere	Harihar	K. BEVINAHALLI	GP	PADDY	IRR	55	4	2976.75				
212	Davangere	Harihar	KADARANAYAKANA HALLI	GP	PADDY	IRR	119			Hobli Level	54	4754.88	
213	Davangere	Harihar	KOKKANUR	GP	PADDY	IRR	291	4	5800.36				
214	Davangere	Harihar	KONDAJJI	GP	PADDY	IRR	243	4	5545.67				
215	Davangere	Harihar	KUMBALUR	GP	PADDY	IRR	23	4	5607.28				
216	Davangere	Harihar	KUNIBELAKERE	GP	PADDY	IRR	20	4	1996.44				

(9)

Government of Karnataka
Directorate of Economics and Statistics
GP Level Average Yield data for Kharif season 2017-18

S.N	District	Taluk	Insurance Unit (hobli/ GP)	GP/HOBLI	Crop	IRR_RF	Area_Sown_Ha	No_CCE_Conducted	Average Yield(Kg/Ha)	Name_Of_Higher_Level	No_cce Conducted_Higher	Higher average Yield(Kg/Ha)	Synthetic Yield
217	Davangere	Harihar	MALEBENNUR	GP	PADDY	IRR	4	4	4247.57				
218	Davangere	Harihar	NANDIGAVI	GP	PADDY	IRR	582	4	5648.36				
219	Davangere	Harihar	RAJANAHALLI	GP	PADDY	IRR	404	4	6646.58				
220	Davangere	Harihar	SALAKATTE	GP	PADDY	IRR	54	4	1701.17				
221	Davangere	Harihar	SARATHI	GP	PADDY	IRR	385			Hobli Level	33	5377.47	
222	Davangere	Harihar	UKKADAGATHRI	GP	PADDY	IRR	472	4	6539.78				
223	Davangere	Harihar	VASANA	GP	PADDY	IRR	167	4	5700.95				
224	Davangere	Harihar	YALAVATTI	GP	PADDY	IRR	49	4	1562.65				
225	Davangere	Harihar	YALEHOLE	GP	PADDY	IRR	655	4	9033.27				
226	Davangere	Honnali	ARABAGHATTE	GP	Maize (Makka)	RF	970	4	2697.11				
227	Davangere	Honnali	ARAKERE	GP	Maize (Makka)	RF	517	4	3805.84				
228	Davangere	Honnali	BANNIKODU	GP	Maize (Makka)	RF	5			Hobli Level	54	4281.45	
229	Davangere	Honnali	BASAVANAHALLI	GP	Maize (Makka)	RF	420	4	3837.29				
230	Davangere	Honnali	BELAGUTTI	GP	Maize (Makka)	RF	758	4	7200.16				
231	Davangere	Honnali	BELIMALLUR	GP	Maize (Makka)	RF	279	4	3382.27				
232	Davangere	Honnali	BENAKANAHALLI	GP	Maize (Makka)	RF	216	4	3947.38				
233	Davangere	Honnali	BIRAGONDANAHALLI	GP	Maize (Makka)	RF	216	4	5137.36				
234	Davangere	Honnali	CHATNIHALLI	GP	Maize (Makka)	RF	700	4	7098.47				

Government of Karnataka
Directorate of Economics and Statistics
GP Level Average Yield data for Kharif season 2017-18

S.N	District	Taluk	Insurance Unit (hobli/ GP)	GP/HOBLI	Crop	IRR_RF	Area_Sown_Ha	No_CCE_Conducted	Average Yield(Kg/Ha)	Name_Of_Higher_Level	No_cce_Conducted_Higher	Higher average Yield(Kg/Ha)	Synthetic Yield
235	Davangere	Honnali	CHI. KADADAKATTE	GP	Maize (Makka)	RF	239	4	5247.44				
236	Davangere	Honnali	CHILURU	GP	Maize (Makka)	RF	162	4	5601.29				
237	Davangere	Honnali	CHINNIKATTE	GP	Maize (Makka)	RF	1700	4	4775.65				
238	Davangere	Honnali	GANGANAKOTE	GP	Maize (Makka)	RF	1404	4	4738.95				
239	Davangere	Honnali	GOVINAKOVI	GP	Maize (Makka)	RF	450	4	3812.65				
240	Davangere	Honnali	GUDDEHALLI	GP	Maize (Makka)	RF	500	4	6385.00				
241	Davangere	Honnali	H. GOPAGONDANAHAL	GP	Maize (Makka)	RF	1051	4	3575.18				
242	Davangere	Honnali	H. KADADAKATTE	GP	Maize (Makka)	RF	650	4	3006.40				
243	Davangere	Honnali	HANUMASAGARA	GP	Maize (Makka)	RF	919	4	3124.35				
244	Davangere	Honnali	HARALAHALLI	GP	Maize (Makka)	RF	374	4	4225.21				
245	Davangere	Honnali	HATTURU	GP	Maize (Makka)	RF	662	4	3991.93				
246	Davangere	Honnali	HIREGONIGERE	GP	Maize (Makka)	RF	521	4	4122.99				
247	Davangere	Honnali	HOSAHALLI	GP	Maize (Makka)	RF	0			Hobli Level	28	4553.60	
248	Davangere	Honnali	HUNASAGHATTA	GP	Maize (Makka)	RF	157	4	4109.88				
249	Davangere	Honnali	KAMMARAGHATTE	GP	Maize (Makka)	RF	611	4	4691.77				
250	Davangere	Honnali	KATTIGE	GP	Maize (Makka)	RF	1350			Hobli Level	78	4635.47	
251	Davangere	Honnali	KENCHIKOPPA	GP	Maize (Makka)	RF	707	4	6065.23				
252	Davangere	Honnali	KULAGATTE	GP	Maize (Makka)	RF	127	4	7299.76				

Government of Karnataka
Directorate of Economics and Statistics
GP Level Average Yield data for Kharif season 2017-18

S.N	District	Taluk	Insurance Unit (hobli/ GP)	GP/HOBLI	Crop	IRR_RF	Area_Sown_Ha	No_CCE_Conducted	Average Yield(Kg/Ha)	Name_Of_Higher_Level	No_cce_Conducted_Higher	Higher average Yield(Kg/Ha)	Synthetic Yield
253	Davangere	Honnali	KULAMBI	GP	Maize (Makka)	RF	10	4	4010.28				
254	Davangere	Honnali	KUMBALUR	GP	Maize (Makka)	RF	206	4	3250.16				
255	Davangere	Honnali	KUNDUR	GP	Maize (Makka)	RF	217	4	4927.67				
256	Davangere	Honnali	KUNKOVA	GP	Maize (Makka)	RF	1000	4	7016.69				
257	Davangere	Honnali	KYASINAKERE	GP	Maize (Makka)	RF	67	4	5213.37				
258	Davangere	Honnali	LINGAPURA	GP	Maize (Makka)	RF	0			Hobli Level	28	4553.60	
259	Davangere	Honnali	MASADI	GP	Maize (Makka)	RF	800	4	3934.27				
260	Davangere	Honnali	MUKTHENAHALLI	GP	Maize (Makka)	RF	3			Hobli Level	26	4145.37	
261	Davangere	Honnali	NYAMATHI	GP	Maize (Makka)	RF	294	4	7941.93				
262	Davangere	Honnali	PALAVANAHALLI	GP	Maize (Makka)	RF	640	4	6028.53				
263	Davangere	Honnali	RAMPURA	GP	Maize (Makka)	RF	129	4	3103.38				
264	Davangere	Honnali	SASVEHALLI	GP	Maize (Makka)	RF	208	4	4351.03				
265	Davangere	Honnali	SAVALANGA	GP	Maize (Makka)	RF	936	4	6660.22				
266	Davangere	Honnali	SORATHUR	GP	Maize (Makka)	RF	1144	4	3320.93				
267	Davangere	Honnali	SURAHONNE	GP	Maize (Makka)	RF	381	4	6872.52				
268	Davangere	Honnali	T. GOPAGONDANAHALLI	GP	Maize (Makka)	RF	211	4	5624.88				
269	Davangere	Honnali	THIMMALAPURA	GP	Maize (Makka)	RF	1053	4	4639.35				
270	Davangere	Honnali	VADEYARAHATHUR	GP	Maize (Makka)	RF	800	4	4534.50				

Government of Karnataka
Directorate of Economics and Statistics
GP Level Average Yield data for Kharif season 2017-18

S.N	District	Taluk	Insurance Unit (hobli/ GP)	GP/HOBLI	Crop	IRR_RF	Area_Sown_Ha	No_CCE_Conducted	Average Yield(Kg/Ha)	Name_Of_Higher_Level	No_cce Conducted_Higher	Higher average Yield(Kg/Ha)	Synthetic Yield
271	Davangere	Honnali	YAKKANAHALLI	GP	Maize (Makka)	RF	14	4	3355.01				
272	Davangere	Honnali	YARAGANAL	GP	Maize (Makka)	RF	743	4	5488.58				
273	Davangere	Jagalur	ANABUR	GP	Maize (Makka)	RF	723	4	4989.27				
274	Davangere	Jagalur	ASAGODU	GP	Maize (Makka)	RF	1752	4	4109.89				
275	Davangere	Jagalur	BASAVANAKOTE	GP	Maize (Makka)	RF	2332	4	4429.66				
276	Davangere	Jagalur	BIDARAKERE	GP	Maize (Makka)	RF	1257			Hobli Level	33	3981.92	
277	Davangere	Jagalur	BILICHODU	GP	Maize (Makka)	RF	1394			Hobli Level	24	4102.59	
278	Davangere	Jagalur	BISTUVALLI	GP	Maize (Makka)	RF	1870	4	4445.39				
279	Davangere	Jagalur	DEVIKERE	GP	Maize (Makka)	RF	1829			Hobli Level	24	4102.59	
280	Davangere	Jagalur	DIDDIGI	GP	Maize (Makka)	RF	1192			Hobli Level	46	4157.45	
281	Davangere	Jagalur	DONEHALLI	GP	Maize (Makka)	RF	571	4	3984.66				
282	Davangere	Jagalur	GURUSIDDAPURA	GP	Maize (Makka)	RF	869	4	4293.36				
283	Davangere	Jagalur	GUTTIDURGA	GP	Maize (Makka)	RF	1761	4	4441.45				
284	Davangere	Jagalur	HALEKALLU	GP	Maize (Makka)	RF	1339	4	4819.68				
285	Davangere	Jagalur	HANUMANTHAPUR A	GP	Maize (Makka)	RF	1443			Hobli Level	55	4030.51	
286	Davangere	Jagalur	HIREMALLANAHOLE	GP	Maize (Makka)	RF	165	4	3564.70				
287	Davangere	Jagalur	HOSAKERE	GP	Maize (Makka)	RF	1526	4	3087.66				
288	Davangere	Jagalur	Jagalur (ULB)	GP	Maize (Makka)	RF	397	4	2841.27				

91

Government of Karnataka
Directorate of Economics and Statistics
GP Level Average Yield data for Kharif season 2017-18

S.N	District	Taluk	Insurance Unit (hobli/ GP)	GP/HOBLI	Crop	IRR_RF	Area_Sown_Ha	No_CCE_Conducted	Average Yield(Kg/Ha)	Name_Of_Higher_Level	No_cce Conducted_Higher	Higher average Yield(Kg/Ha)	Synthetic Yield
289	Davangere	Jagalur	KALLEDEVARAPURA	GP	Maize (Makka)	RF	723	4	4518.78				
290	Davangere	Jagalur	KECHHENAHALLI	GP	Maize (Makka)	RF	1558	4	4125.61				
291	Davangere	Jagalur	KYASENAHALLI	GP	Maize (Makka)	RF	1086	4	4377.61				
292	Davangere	Jagalur	MUSTUR	GP	Maize (Makka)	RF	99	4	2682.70				
293	Davangere	Jagalur	PALLAGHATTE	GP	Maize (Makka)	RF	2150			Hobli Level	24	4102.59	
294	Davangere	Jagalur	SOKKE	GP	Maize (Makka)	RF	799	4	4715.36				
295	Davangere	Jagalur	TORANAGHATTE	GP	Maize (Makka)	RF	1582	4	4586.93				


Joint Director
Crop insurance scheme Division
Directorate of Economics and Statistics



Government of Karnataka
Directorate of Economics and Statistics
GP Level Average Yield data for Kharif season 2017-18

S.N	District	Taluk	Insurance Unit (hobli/ GP)	GP/HOBLI	Crop	IRR_RF	Area_Sown_Ha	No_CCE_Conducted	Average Yield(Kg/Ha)	Name_Of_Higher_Level	No_cce Conducted_Higher	Higher average Yield(Kg/Ha)	Synthetic Yield
1	Dharwad	Dharwad	Alnavara (ULB)	GP	PADDY	RF	395	4	743.98				
2	Dharwad	Dharwad	ARAVATAGI	GP	PADDY	RF	544	4	115.45				
3	Dharwad	Dharwad	BELUR	GP	PADDY	RF	129	4	897.91				
4	Dharwad	Dharwad	BENACHI	GP	PADDY	RF	1195	4	538.75				
5	Dharwad	Dharwad	CHIKKAMALLIGAWADA	GP	PADDY	RF	231	4	295.03				
6	Dharwad	Dharwad	DEVARAHUBBALLI	GP	PADDY	RF	696	4	416.89				
7	Dharwad	Dharwad	Dharwad (ULB)	GP	PADDY	RF	271			Hobli Level	26	387.80	
8	Dharwad	Dharwad	HALLIGERI	GP	PADDY	RF	666			Hobli Level	44	542.48	
9	Dharwad	Dharwad	HONNAPURA	GP	PADDY	RF	248	4	1290.93				
10	Dharwad	Dharwad	KADABAGATTI	GP	PADDY	RF	1111	4	376.27				
11	Dharwad	Dharwad	KELKERI	GP	PADDY	RF	572	4	967.18				
12	Dharwad	Dharwad	KOTUR	GP	PADDY	RF	189	4	102.62				
13	Dharwad	Dharwad	KYARIKOPPA	GP	PADDY	RF	367	4	260.82				
14	Dharwad	Dharwad	MADHANABHAVI	GP	PADDY	RF	17	4	352.32				
15	Dharwad	Dharwad	MAMMIGATTI	GP	PADDY	RF	32	4	1086.04				
16	Dharwad	Dharwad	MANAGUNDI	GP	PADDY	RF	526	4	266.81				
17	Dharwad	Dharwad	MANASURA	GP	PADDY	RF	526	4	255.41				
18	Dharwad	Dharwad	MANDIHAL	GP	PADDY	RF	660	4	282.20				

Government of Karnataka
Directorate of Economics and Statistics
GP Level Average Yield data for Kharif season 2017-18

S.N	District	Taluk	Insurance Unit (hobli/ GP)	GP/HOBLI	Crop	IRR_RF	Area_Sown_Ha	No_CCE_Conducted	Average Yield(Kg/Ha)	Name_Of_Higher_Level	No_cce Conducted_Higher	Higher average Yield(Kg/Ha)	Synthetic yield
19	Dharwad	Dharwad	MUGAD	GP	PADDY	RF	409	4	615.71				
20	Dharwad	Dharwad	NARENDRA	GP	PADDY	RF	18	4	1599.13				
21	Dharwad	Dharwad	NIGADI	GP	PADDY	RF	861	4	181.29				
22	Dharwad	Dharwad	RAMAPURA	GP	PADDY	RF	526	4	359.16				
23	Dharwad	Dharwad	TEGUR	GP	PADDY	RF	409	4	330.94				
24	Dharwad	Dharwad	YARIKOPPA	GP	PADDY	RF	227	4	273.65				
25	Dharwad	Hubballi	ADARAGUNCHI	GP	GROUNDNUT	RF	748			Hobli Level	71	1289.42	
26	Dharwad	Hubballi	AGADI	GP	GROUNDNUT	RF	69			Hobli Level	71	1289.42	
27	Dharwad	Hubballi	ANCHATAGERI	GP	GROUNDNUT	RF	5	8	1634.77				
28	Dharwad	Hubballi	B.ARALIKATTI	GP	GROUNDNUT	RF	41	8	927.73				
29	Dharwad	Hubballi	BELAGALI	GP	GROUNDNUT	RF	166	8	1558.32				
30	Dharwad	Hubballi	BHANDIWADA	GP	GROUNDNUT	RF	33			Hobli Level	53	407.16	
31	Dharwad	Hubballi	BYAHATTI	GP	GROUNDNUT	RF	4			Hobli Level	53	407.16	
32	Dharwad	Hubballi	CHABBI	GP	GROUNDNUT	RF	206	8	877.20				
33	Dharwad	Hubballi	CHANNAPURA	GP	GROUNDNUT	RF	9	8	968.58				
34	Dharwad	Hubballi	DEVARAGUDIHAL	GP	GROUNDNUT	RF	0			Hobli Level	83	1273.13	
35	Dharwad	Hubballi	HALYALA	GP	GROUNDNUT	RF	363	8	636.40				
36	Dharwad	Hubballi	HEBSUR	GP	GROUNDNUT	RF	0			Hobli Level	53	407.16	

(P)

Government of Karnataka
Directorate of Economics and Statistics
GP Level Average Yield data for Kharif season 2017-18

S.N	District	Taluk	Insurance Unit (hobli/ GP)	GP/HOBLI	Crop	IRR_RF	Area_Sown_Ha	No_CCE_Conducted	Average Yield(Kg/Ha)	Name_Of_Higher_Level	No_cce Conducted_Higher	Higher average Yield(Kg/Ha)	Synthetic Yield
37	Dharwad	Hubballi	Hubli (ULB)	GP	GROUNDNUT	RF	943	8	938.48				
38	Dharwad	Hubballi	INGALAHALLI	GP	GROUNDNUT	RF	8			Hobli Level	53	407.16	
39	Dharwad	Hubballi	KATNUR	GP	GROUNDNUT	RF	27	8	1702.87				
40	Dharwad	Hubballi	KOLIWAD	GP	GROUNDNUT	RF	94	8	359.59				
41	Dharwad	Hubballi	KUSUGAL	GP	GROUNDNUT	RF	36	8	61.88				
42	Dharwad	Hubballi	MANTUR	GP	GROUNDNUT	RF	11			Hobli Level	53	407.16	
43	Dharwad	Hubballi	NOOLVI	GP	GROUNDNUT	RF	404	8	1608.20				
44	Dharwad	Hubballi	SHAREWADA	GP	GROUNDNUT	RF	227	8	1516.61				
45	Dharwad	Hubballi	SHIRAGUPPI	GP	GROUNDNUT	RF	12			Hobli Level	53	407.16	
46	Dharwad	Hubballi	SULLA	GP	GROUNDNUT	RF	224			Hobli Level	53	407.16	
47	Dharwad	Hubballi	UMACHAGI	GP	GROUNDNUT	RF	28	8	394.74				
48	Dharwad	Kalgatigi	BAMMIGATTI	GP	Maize (Makka)	RF	824	4	4052.22				
49	Dharwad	Kalgatigi	BEERAVALLI	GP	Maize (Makka)	RF	609	4	3984.08				
50	Dharwad	Kalgatigi	BEGUR	GP	Maize (Makka)	RF	1003	4	5231.72				
51	Dharwad	Kalgatigi	BELAWANTARA	GP	Maize (Makka)	RF	780	4	1679.08				
52	Dharwad	Kalgatigi	BHOGENAGARAKOPPA	GP	Maize (Makka)	RF	316	4	3868.75				
53	Dharwad	Kalgatigi	DASTIKOPPA	GP	Maize (Makka)	RF	195	4	3486.59				
54	Dharwad	Kalgatigi	DEVALINGEKOPPA	GP	Maize (Makka)	RF	27	4	2033.98				



Government of Karnataka
Directorate of Economics and Statistics
GP Level Average Yield data for Kharif season 2017-18

S.N	District	Taluk	Insurance Unit (hobli/ GP)	GP/HOBLI	Crop	IRR_RF	Area_Sown_Ha	No_CCE_Conducted	Average Yield(Kg/Ha)	Name_Of_Higher_Level	No_cce Conducted_Higher	Higher average Yield(Kg/Ha)	Synthetic field
55	Dharwad	Kalgatigi	DEVIKOPPA	GP	Maize (Makka)	RF	303	4	3866.13				
56	Dharwad	Kalgatigi	DUMMAWADA	GP	Maize (Makka)	RF	4	4	3135.88				
57	Dharwad	Kalgatigi	G.BASAVANAKOPPA	GP	Maize (Makka)	RF	56	4	5016.78				
58	Dharwad	Kalgatigi	GALAGI	GP	Maize (Makka)	RF	380	4	1507.66				
59	Dharwad	Kalgatigi	GAMBYAPURA	GP	Maize (Makka)	RF	221	4	3197.74				
60	Dharwad	Kalgatigi	GANJIGATTI	GP	Maize (Makka)	RF	125	4	4015.52				
61	Dharwad	Kalgatigi	GUDDADAHULIKATTI	GP	Maize (Makka)	RF	1573	4	3470.34				
62	Dharwad	Kalgatigi	HIREHONNALLI	GP	Maize (Makka)	RF	250	4	3963.10				
63	Dharwad	Kalgatigi	JINNUR	GP	Maize (Makka)	RF	707	4	2101.49				
64	Dharwad	Kalgatigi	Kalghatagi (ULB)	GP	Maize (Makka)	RF	358	4	5546.25				
65	Dharwad	Kalgatigi	KURUVINAKOPPA	GP	Maize (Makka)	RF	85	4	2018.25				
66	Dharwad	Kalgatigi	MADAKIHONNALLI	GP	Maize (Makka)	RF	497	4	8274.82				
67	Dharwad	Kalgatigi	MISHRIKOTI	GP	Maize (Makka)	RF	92	4	3168.97				
68	Dharwad	Kalgatigi	MUKKAL	GP	Maize (Makka)	RF	321	4	3894.96				
69	Dharwad	Kalgatigi	MUTTAGI	GP	Maize (Makka)	RF	338	4	4644.59				
70	Dharwad	Kalgatigi	SANGAMESHWARA	GP	Maize (Makka)	RF	137	4	5032.51				
71	Dharwad	Kalgatigi	SULIKATTI	GP	Maize (Makka)	RF	275	4	5635.37				
72	Dharwad	Kalgatigi	SURASHETTIKOPPA	GP	Maize (Makka)	RF	895	4	917.81				

9/1

Government of Karnataka
Directorate of Economics and Statistics
GP Level Average Yield data for Kharif season 2017-18

S.N	District	Taluk	Insurance Unit (hobli/ GP)	GP/HOBLI	Crop	IRR_RF	Area_Sown_Ha	No_CCE_Conducted	Average Yield(Kg/Ha)	Name_Of_Higher_Level	No_cce Conducted_Higher	Higher average Yield(Kg/Ha)	Synthetic Yield
73	Dharwad	Kalgatigi	TABAKADAHONNALLI	GP	Maize (Makka)	RF	568	4	3689.20				
74	Dharwad	Kalgatigi	TAMBUR	GP	Maize (Makka)	RF	364	4	5272.08				
75	Dharwad	Kalgatigi	TAVARAGERI	GP	Maize (Makka)	RF	405	4	6180.55				
76	Dharwad	Kalgatigi	UGGINAKERI	GP	Maize (Makka)	RF	324	4	3320.93				
77	Dharwad	Kalgatigi	BAMMIGATTI	GP	PADDY	RF	583	4	369.42				
78	Dharwad	Kalgatigi	BEERAVALLI	GP	PADDY	RF	557	4	666.59				
79	Dharwad	Kalgatigi	BEGUR	GP	PADDY	RF	653	4	876.53				
80	Dharwad	Kalgatigi	BELAWANTARA	GP	PADDY	RF	1547	4	598.61				
81	Dharwad	Kalgatigi	BHOGENAGARAKOPPA	GP	PADDY	RF	71	4	502.83				
82	Dharwad	Kalgatigi	DASTIKOPPA	GP	PADDY	RF	15	4	1257.07				
83	Dharwad	Kalgatigi	DEVALINGEKOPPA	GP	PADDY	RF	11	4	1321.21				
84	Dharwad	Kalgatigi	DEVIKOPPA	GP	PADDY	RF	532	4	1175.83				
85	Dharwad	Kalgatigi	G.BASAVANAKOPPA	GP	PADDY	RF	16	4	531.05				
86	Dharwad	Kalgatigi	GALAGI	GP	PADDY	RF	854	4	974.87				
87	Dharwad	Kalgatigi	GAMBYAPURA	GP	PADDY	RF	54	4	258.26				
88	Dharwad	Kalgatigi	GANJIGATTI	GP	PADDY	RF	81	4	538.75				
89	Dharwad	Kalgatigi	GUDDADAHULIKATTI	GP	PADDY	RF	60	4	829.50				
90	Dharwad	Kalgatigi	HIREHONNALLI	GP	PADDY	RF	90	4	671.29				

Government of Karnataka
Directorate of Economics and Statistics
GP Level Average Yield data for Kharif season 2017-18

S.N	District	Taluk	Insurance Unit (hobli/ GP)	GP/HOBLI	Crop	IRR_RF	Area_Sown_Ha	No_CCE_Conducted	Average Yield(Kg/Ha)	Name_Of_Higher_Level	No_cce Conducted_Higher	Higher average Yield(Kg/Ha)	Synthetic yield
91	Dharwad	Kalgatigi	JINNUR	GP	PADDY	RF	210	4	404.49				
92	Dharwad	Kalgatigi	Kalghatagi (ULB)	GP	PADDY	RF	319	4	1847.12				
93	Dharwad	Kalgatigi	KURUVINAKOPPA	GP	PADDY	RF	44	4	436.13				
94	Dharwad	Kalgatigi	MADAKIHONNALLI	GP	PADDY	RF	76	4	607.16				
95	Dharwad	Kalgatigi	MISHRIKOTI	GP	PADDY	RF	47	4	799.57				
96	Dharwad	Kalgatigi	MUKKAL	GP	PADDY	RF	526	4	602.17				
97	Dharwad	Kalgatigi	MUTTAGI	GP	PADDY	RF	182	4	487.44				
98	Dharwad	Kalgatigi	SANGAMESHWARA	GP	PADDY	RF	368	4	509.77				
99	Dharwad	Kalgatigi	SULIKATTI	GP	PADDY	RF	429	4	1489.67				
100	Dharwad	Kalgatigi	SURASHETTIKOPPA	GP	PADDY	RF	46	4	530.20				
101	Dharwad	Kalgatigi	TABAKADAHONNALLI	GP	PADDY	RF	572	4	428.43				
102	Dharwad	Kalgatigi	TAMBUR	GP	PADDY	RF	281	4	1761.61				
103	Dharwad	Kalgatigi	TAVARAGERI	GP	PADDY	RF	393	4	453.23				
104	Dharwad	Kalgatigi	UGGINAKERI	GP	PADDY	RF	96	4	702.94				
105	Dharwad	Kundgol	BETADUR	GP	GROUNDNUT	RF	117	8	1440.50				
106	Dharwad	Kundgol	BU.TARLAGGATTI	GP	GROUNDNUT	RF	745	8	1311.50				
107	Dharwad	Kundgol	CHAKALABBI	GP	GROUNDNUT	RF	162	8	388.16				
108	Dharwad	Kundgol	DEVANUR	GP	GROUNDNUT	RF	306	8	1026.63				

Government of Karnataka
Directorate of Economics and Statistics
GP Level Average Yield data for Kharif season 2017-18

S.N	District	Taluk	Insurance Unit (hobli/ GP)	GP/HOBLI	Crop	IRR_RF	Area_Sown_Ha	No_CCE_Conducted	Average Yield(Kg/Ha)	Name_Of_Higher_Level	No_cce Conducted_Higher	Higher average Yield(Kg/Ha)	Synthetic Yield
109	Dharwad	Kundgol	GOUDAGERI	GP	GROUNDNUT	RF	560	8	1181.43				
110	Dharwad	Kundgol	GUDAGERI	GP	GROUNDNUT	RF	375	8	935.25				
111	Dharwad	Kundgol	GUDENAKATTI	GP	GROUNDNUT	RF	1172	8	371.95				
112	Dharwad	Kundgol	GURUVINAHALLI	GP	GROUNDNUT	RF	119	8	751.43				
113	Dharwad	Kundgol	HARLAPURA	GP	GROUNDNUT	RF	503	8	451.50				
114	Dharwad	Kundgol	HIREGUNJAL	GP	GROUNDNUT	RF	237	8	313.90				
115	Dharwad	Kundgol	HIREHARAKUNI	GP	GROUNDNUT	RF	338	8	1505.00				
116	Dharwad	Kundgol	HIRENARTHI	GP	GROUNDNUT	RF	218	8	179.53				
117	Dharwad	Kundgol	INGALAGI	GP	GROUNDNUT	RF	808	8	992.23				
118	Dharwad	Kundgol	KALASA	GP	GROUNDNUT	RF	436	8	371.95				
119	Dharwad	Kundgol	KAMADOLLI	GP	GROUNDNUT	RF	284	8	780.56				
120	Dharwad	Kundgol	KUBIHAL	GP	GROUNDNUT	RF	491	8	887.95				
121	Dharwad	Kundgol	Kundagol (ULB)	GP	GROUNDNUT	RF	789	8	709.50				
122	Dharwad	Kundgol	MALALI	GP	GROUNDNUT	RF	220	8	883.22				
123	Dharwad	Kundgol	MATTIGATTI	GP	GROUNDNUT	RF	84	8	687.23				
124	Dharwad	Kundgol	PASHUPATHIHALA	GP	GROUNDNUT	RF	166	8	475.15				
125	Dharwad	Kundgol	RAMANAKOPPA	GP	GROUNDNUT	RF	250			Hobli Level	114	963.05	
126	Dharwad	Kundgol	ROTTIGAWADA	GP	GROUNDNUT	RF	155	8	180.60				

Government of Karnataka
Directorate of Economics and Statistics
GP Level Average Yield data for Kharif season 2017-18

S.N	District	Taluk	Insurance Unit (hobli/ GP)	GP/HOBLI	Crop	IRR_RF	Area_Sown_Ha	No_CCE_Conducted	Average Yield(Kg/Ha)	Name_Of_Higher_Level	No_cce_Conducted_Higher	Higher average Yield(Kg/Ha)	Synthetic Yield
127	Dharwad	Kundgol	SAUNSHI	GP	GROUNDNUT	RF	770	8	556.85				
128	Dharwad	Kundgol	SHIRUR	GP	GROUNDNUT	RF	110	8	387.00				
129	Dharwad	Kundgol	YARAGUPPI	GP	GROUNDNUT	RF	759	8	206.40				
130	Dharwad	Kundgol	YAREBUDIHAL	GP	GROUNDNUT	RF	324	8	258.00				
131	Dharwad	Kundgol	YELIWALA	GP	GROUNDNUT	RF	534	8	1023.40				
132	Dharwad	Navalgund	ALAGAWADI	GP	Green Gram (Moong Bean/ Moong)	RF	560	4	88.04				
133	Dharwad	Navalgund	Annigere(ULB)	GP	Green Gram (Moong Bean/ Moong)	RF	1800	4	22.87				
134	Dharwad	Navalgund	BELAHAR(CHILAKAWAD)	GP	Green Gram (Moong Bean/ Moong)	RF	698			Hobli Level	100	64.85	
135	Dharwad	Navalgund	BELAVATAGI	GP	Green Gram (Moong Bean/ Moong)	RF	832	4	56.03				
136	Dharwad	Navalgund	BHADRAPUR	GP	Green Gram (Moong Bean/ Moong)	RF	94			Hobli Level	45	27.00	
137	Dharwad	Navalgund	GUDISAGAR	GP	Green Gram (Moong Bean/ Moong)	RF	698			Hobli Level	45	27.00	
138	Dharwad	Navalgund	GUMMAGOL	GP	Green Gram (Moong Bean/ Moong)	RF	604	4	37.16				
139	Dharwad	Navalgund	HALAKUSUGAL	GP	Green Gram (Moong Bean/ Moong)	RF	535	4	19.82				
140	Dharwad	Navalgund	HALLIKERI	GP	Green Gram (Moong Bean/ Moong)	RF	200	4	4.96				

(9)

Government of Karnataka
Directorate of Economics and Statistics
GP Level Average Yield data for Kharif season 2017-18

S.N	District	Taluk	Insurance Unit (hobli/ GP)	GP/HOBLI	Crop	IRR_RF	Area_Sown_Ha	No_CCE_Conducted	Average Yield(Kg/Ha)	Name_Of_Higher_Level	No_cce Conducted_Higher	Higher average Yield(Kg/Ha)	Synthetic Yield
141	Dharwad	Navalgund	HEBBAL	GP	Green Gram (Moong Bean/ Moong)	RF	120	4	34.30				
142	Dharwad	Navalgund	IBRAHIMPUR	GP	Green Gram (Moong Bean/ Moong)	RF	400	4	67.46				
143	Dharwad	Navalgund	JAVOOR	GP	Green Gram (Moong Bean/ Moong)	RF	500	4	59.46				
144	Dharwad	Navalgund	KALAWADA	GP	Green Gram (Moong Bean/ Moong)	RF	650	4	148.64				
145	Dharwad	Navalgund	MORAB	GP	Green Gram (Moong Bean/ Moong)	RF	1400	4	48.79				
146	Dharwad	Navalgund	NALAWADI	GP	Green Gram (Moong Bean/ Moong)	RF	354	4	17.53				
147	Dharwad	Navalgund	Navalgund (ULB)	GP	Green Gram (Moong Bean/ Moong)	RF	480	4	15.25				
148	Dharwad	Navalgund	NAVALLI	GP	Green Gram (Moong Bean/ Moong)	RF	389	4	0.00				
149	Dharwad	Navalgund	NAYAKANUR	GP	Green Gram (Moong Bean/ Moong)	RF	380			Hobli Level	45	27.00	
150	Dharwad	Navalgund	SASWIHALLI	GP	Green Gram (Moong Bean/ Moong)	RF	55	4	20.20				
151	Dharwad	Navalgund	SHELAWADI	GP	Green Gram (Moong Bean/ Moong)	RF	242			Hobli Level	45	27.00	
152	Dharwad	Navalgund	SHIRKOL	GP	Green Gram (Moong Bean/ Moong)	RF	650	4	247.74				
153	Dharwad	Navalgund	SHIRUR	GP	Green Gram (Moong Bean/ Moong)	RF	966	4	72.80				

Government of Karnataka
Directorate of Economics and Statistics
GP Level Average Yield data for Kharif season 2017-18

S.N	District	Taluk	Insurance Unit (hobli/ GP)	GP/HOBLI	Crop	IRR_RF	Area_Sown_Ha	No_CCE_Conducted	Average Yield(Kg/Ha)	Name_Of_Higher_Level	No_cce_Conducted_Higher	Higher average Yield(Kg/Ha)	Synthetic Yield
154	Dharwad	Navalgund	SHISHVINAHALLI	GP	Green Gram (Moong Bean/ Moong)	RF	235	4	78.51				
155	Dharwad	Navalgund	TADAHAL	GP	Green Gram (Moong Bean/ Moong)	RF	270	4	60.98				
156	Dharwad	Navalgund	TIRLAPUR	GP	Green Gram (Moong Bean/ Moong)	RF	280	4	74.32				
157	Dharwad	Navalgund	TUPPADAKURAHATTI	GP	Green Gram (Moong Bean/ Moong)	RF	80	4	0.00				
158	Dharwad	Navalgund	YAMANUR	GP	Green Gram (Moong Bean/ Moong)	RF	1490	4	173.41				
159	Dharwad	Navalgund	ALAGAWADI	GP	Maize (Makka)	IRR	121	4	2579.97				
160	Dharwad	Navalgund	BELAHAR(CHILAKAWAD)	GP	Maize (Makka)	IRR	8	4	3083.75				
161	Dharwad	Navalgund	BELAVATAGI	GP	Maize (Makka)	IRR	21	4	2183.05				
162	Dharwad	Navalgund	BHADRAPUR	GP	Maize (Makka)	IRR	0			Hobli Level	38	2266.35	
163	Dharwad	Navalgund	GUDISAGAR	GP	Maize (Makka)	IRR	13	4	1755.60				
164	Dharwad	Navalgund	GUMMAGOL	GP	Maize (Makka)	IRR	126	4	2926.01				
165	Dharwad	Navalgund	HALAKUSUGAL	GP	Maize (Makka)	IRR	113	4	3383.99				
166	Dharwad	Navalgund	HALLIKERI	GP	Maize (Makka)	IRR	6	4	1475.72				
167	Dharwad	Navalgund	HEBBAL	GP	Maize (Makka)	IRR	10	4	1211.11				
168	Dharwad	Navalgund	IBRAHIMPUR	GP	Maize (Makka)	IRR	4	4	1203.48				
169	Dharwad	Navalgund	JAVOOR	GP	Maize (Makka)	IRR	9	4	2890.38				

Government of Karnataka
Directorate of Economics and Statistics
GP Level Average Yield data for Kharif season 2017-18

S.N	District	Taluk	Insurance Unit (hobli/ GP)	GP/HOBLI	Crop	IRR_RF	Area_Sown_Ha	No_CCE_Conducted	Average Yield(Kg/Ha)	Name_Of_Higher_Level	No_cce Conducted_Higher	Higher average Yield(Kg/Ha)	Synthetic Yield
170	Dharwad	Navalgund	KALAWADA	GP	Maize (Makka)	IRR	2			Hobli Level	43	2492.28	
171	Dharwad	Navalgund	MORAB	GP	Maize (Makka)	IRR	5			Hobli Level	43	2492.28	
172	Dharwad	Navalgund	Navalagund (ULB)	GP	Maize (Makka)	IRR	10	4	3328.01				
173	Dharwad	Navalgund	NAVALLI	GP	Maize (Makka)	IRR	5	4	2254.30				
174	Dharwad	Navalgund	NAYAKANUR	GP	Maize (Makka)	IRR	6	4	3414.52				
175	Dharwad	Navalgund	SASWIHALLI	GP	Maize (Makka)	IRR	20	4	3256.77				
176	Dharwad	Navalgund	SHELAWADI	GP	Maize (Makka)	IRR	5	4	2740.27				
177	Dharwad	Navalgund	SHIRKOL	GP	Maize (Makka)	IRR	12	4	2249.21				
178	Dharwad	Navalgund	SHIRUR	GP	Maize (Makka)	IRR	8	4	2422.22				
179	Dharwad	Navalgund	SHISHVINAHALLI	GP	Maize (Makka)	IRR	0			Hobli Level	38	2266.35	
180	Dharwad	Navalgund	TADAHAL	GP	Maize (Makka)	IRR	8	4	3002.33				
181	Dharwad	Navalgund	TIRLAPUR	GP	Maize (Makka)	IRR	0			Hobli Level	43	2492.28	
182	Dharwad	Navalgund	TUPPADAKURAHATTI	GP	Maize (Makka)	IRR	2	4	712.42				
183	Dharwad	Navalgund	YAMANUR	GP	Maize (Makka)	IRR	37			Hobli Level	43	2492.28	

9/



Joint Director
Crop insurance scheme Division
Directorate of Economics and Statistics

Government of Karnataka
Directorate of Economics and Statistics
GP Level Average Yield data for Kharif season 2017-18

S.N	District	Taluk	Insurance Unit (hobli/ GP)	GP/HOBLI	Crop	IRR_RF	Area_Sown_Ha	No_CCE_Conducted	Average Yield(Kg/Ha)	Name_Of_Higher_Level	No_cce_Conducted_Higher	Higher average Yield(Kg/Ha)	Synthetic Yield
1	Gadag	Gadag	ADVISOMAPUR	GP	Green Gram (Moong Bean/ Moong)	RF	536	4	102.14				
2	Gadag	Gadag	ANTUR	GP	Green Gram (Moong Bean/ Moong)	RF	66			Hobli Level	48	98.73	
3	Gadag	Gadag	ASUNDI	GP	Green Gram (Moong Bean/ Moong)	RF	56	4	9.53				
4	Gadag	Gadag	BALAGANUR	GP	Green Gram (Moong Bean/ Moong)	RF	662	4	93.38				
5	Gadag	Gadag	BELADADI	GP	Green Gram (Moong Bean/ Moong)	RF	607	4	243.92				
6	Gadag	Gadag	BELHOD	GP	Green Gram (Moong Bean/ Moong)	RF	355	4	27.44				
7	Gadag	Gadag	BINKADAKATTI	GP	Green Gram (Moong Bean/ Moong)	RF	564	4	70.51				
8	Gadag	Gadag	CHIKKANDIGOL	GP	Green Gram (Moong Bean/ Moong)	RF	380	4	77.37				
9	Gadag	Gadag	CHINCHALI	GP	Green Gram (Moong Bean/ Moong)	RF	685	4	0.00				
10	Gadag	Gadag	ELISHIRUR	GP	Green Gram (Moong Bean/ Moong)	RF	432			Hobli Level	48	98.73	
11	Gadag	Gadag	Gadag-Betageri (ULB)	GP	Green Gram (Moong Bean/ Moong)	RF	895	4	104.05				
12	Gadag	Gadag	HARLAPUR	GP	Green Gram (Moong Bean/ Moong)	RF	3966	4	95.28				
13	Gadag	Gadag	HARTI	GP	Green Gram (Moong Bean/ Moong)	RF	603	4	90.71				

Government of Karnataka
Directorate of Economics and Statistics
GP Level Average Yield data for Kharif season 2017-18

S.N	District	Taluk	Insurance Unit (hobli/ GP)	GP/HOBLI	Crop	IRR_RF	Area_Sown_Ha	No_CCE Conducted	Average Yield(Kg/Ha)	Name Of Higher_Level	No_cce Conducted_Higher	Higher average Yield(Kg/Ha)	Synthetic yield
14	Gadag	Gadag	HATALGERI	GP	Green Gram (Moong Bean/ Moong)	RF	577	4	89.57				
15	Gadag	Gadag	HOMBAL	GP	Green Gram (Moong Bean/ Moong)	RF	1295			Hobli Level	58	80.73	
16	Gadag	Gadag	HUILGOL	GP	Green Gram (Moong Bean/ Moong)	RF	1637	4	108.62				
17	Gadag	Gadag	HULKOTI	GP	Green Gram (Moong Bean/ Moong)	RF	223			Hobli Level	48	98.73	
18	Gadag	Gadag	KADADI	GP	Green Gram (Moong Bean/ Moong)	RF	878	4	32.59				
19	Gadag	Gadag	KALASAPUR	GP	Green Gram (Moong Bean/ Moong)	RF	757	4	109.58				
20	Gadag	Gadag	KANAGINAHAL	GP	Green Gram (Moong Bean/ Moong)	RF	565			Hobli Level	58	80.73	
21	Gadag	Gadag	KOTUMACHAGI	GP	Green Gram (Moong Bean/ Moong)	RF	178	4	158.17				
22	Gadag	Gadag	KURTAKOTI	GP	Green Gram (Moong Bean/ Moong)	RF	97	4	59.84				
23	Gadag	Gadag	LAKKUNDI	GP	Green Gram (Moong Bean/ Moong)	RF	3318	4	76.23				
24	Gadag	Gadag	LINGADAL	GP	Green Gram (Moong Bean/ Moong)	RF	263	4	81.56				
25	Gadag	Gadag	Mulagunda(ULB)	GP	Green Gram (Moong Bean/ Moong)	RF	75	4	51.81				
26	Gadag	Gadag	NAGAVI	GP	Green Gram (Moong Bean/ Moong)	RF	221	4	90.33				

Government of Karnataka
Directorate of Economics and Statistics
GP Level Average Yield data for Kharif season 2017-18

S.N	District	Taluk	Insurance Unit (hobli/ GP)	GP/HOBLI	Crop	IRR _RF	Area_So wn_Ha	No_CCE Conducte d	Average Yield(Kg/Ha)	Name_Of Higher_Le vel	No_cce Conduct ed_High er	Higher average Yield(Kg/Ha)	Synthetic ield
27	Gadag	Gadag	NEERALAGI	GP	Green Gram (Moong Bean/ Moong)	RF	641	4	87.66				
28	Gadag	Gadag	SORATUR	GP	Green Gram (Moong Bean/ Moong)	RF	515	4	145.59				
29	Gadag	Gadag	TIMMAPUR	GP	Green Gram (Moong Bean/ Moong)	RF	384	4	38.88				
30	Gadag	Gadag	ADVISOMAPUR	GP	GROUNDNUT	RF	138	8	975.86				
31	Gadag	Gadag	ANTUR	GP	GROUNDNUT	RF	145	8	669.19				
32	Gadag	Gadag	ASUNDI	GP	GROUNDNUT	RF	283	8	907.52				
33	Gadag	Gadag	BALAGANUR	GP	GROUNDNUT	RF	40	8	485.37				
34	Gadag	Gadag	BELADADI	GP	GROUNDNUT	RF	104	8	1015.57				
35	Gadag	Gadag	BELHOD	GP	GROUNDNUT	RF	20	8	495.04				
36	Gadag	Gadag	BINKADAKATTI	GP	GROUNDNUT	RF	189	8	965.35				
37	Gadag	Gadag	CHIKKANDIGOL	GP	GROUNDNUT	RF	540	8	866.60				
38	Gadag	Gadag	CHINCHALI	GP	GROUNDNUT	RF	737	8	797.65				
39	Gadag	Gadag	ELISHIRUR	GP	GROUNDNUT	RF	199	8	896.34				
40	Gadag	Gadag	Gadag-Betageri (ULB)	GP	GROUNDNUT	RF	285	8	973.95				
41	Gadag	Gadag	HARLAPUR	GP	GROUNDNUT	RF	56	8	930.09				
42	Gadag	Gadag	HARTI	GP	GROUNDNUT	RF	430	8	845.89				
43	Gadag	Gadag	HATALGERI	GP	GROUNDNUT	RF	169	8	1017.49				

Government of Karnataka
Directorate of Economics and Statistics
GP Level Average Yield data for Kharif season 2017-18

S.N	District	Taluk	Insurance Unit (hobli/ GP)	GP/HOBLI	Crop	IRR_RF	Area_Sown_Ha	No_CCE Conducted	Average Yield(Kg/Ha)	Name Of Higher_Level	No_cce Conducted_Higher	Higher average Yield(Kg/Ha)	Synthetic Yield
44	Gadag	Gadag	HOMBAL	GP	GROUNDNUT	RF	1214	8	757.34				
45	Gadag	Gadag	HUILGOL	GP	GROUNDNUT	RF	81	8	752.50				
46	Gadag	Gadag	HULKOTI	GP	GROUNDNUT	RF	137	8	765.44				
47	Gadag	Gadag	KADADI	GP	GROUNDNUT	RF	63	8	901.35				
48	Gadag	Gadag	KALASAPUR	GP	GROUNDNUT	RF	15	8	1012.65				
49	Gadag	Gadag	KANAGINAHAL	GP	GROUNDNUT	RF	30	8	794.43				
50	Gadag	Gadag	KOTUMACHAGI	GP	GROUNDNUT	RF	206	8	818.40				
51	Gadag	Gadag	KURTAKOTI	GP	GROUNDNUT	RF	805	8	959.87				
52	Gadag	Gadag	LAKKUNDI	GP	GROUNDNUT	RF	873	8	1188.95				
53	Gadag	Gadag	LINGADAL	GP	GROUNDNUT	RF	182	8	875.05				
54	Gadag	Gadag	Mulagunda(ULB)	GP	GROUNDNUT	RF	604	8	832.05				
55	Gadag	Gadag	NAGAVI	GP	GROUNDNUT	RF	81	8	867.57				
56	Gadag	Gadag	NEERALAGI	GP	GROUNDNUT	RF	96	8	1296.45				
57	Gadag	Gadag	SORATUR	GP	GROUNDNUT	RF	239	8	964.28				
58	Gadag	Gadag	TIMMAPUR	GP	GROUNDNUT	RF	39	8	1016.95				
59	Gadag	Mundargi	ALUR	GP	Maize (Makka)	RF	0			Hobli Level	32	2741.68	
60	Gadag	Mundargi	BAGEWADI	GP	Maize (Makka)	RF	296	4	3451.99				
61	Gadag	Mundargi	BIDANALA	GP	Maize (Makka)	RF	183	4	2787.28				

②

Government of Karnataka
Directorate of Economics and Statistics
GP Level Average Yield data for Kharif season 2017-18

S.N	District	Taluk	Insurance Unit (hobli/ GP)	GP/HOBLI	Crop	IRR _RF	Area_So wn_Ha	No_CCE Conducte d	Average Yield(Kg/Ha)	Name_Of Higher_Le vel	No_cce Conduct ed_High er	Higher average Yield(Kg/Ha)	Synthetic ield
62	Gadag	Mundargi	BIDARAHALLI	GP	Maize (Makka)	RF	485	4	6559.31				
63	Gadag	Mundargi	DAMBAL	GP	Maize (Makka)	RF	594	4	2675.62				
64	Gadag	Mundargi	DONI	GP	Maize (Makka)	RF	235	4	3197.74				
65	Gadag	Mundargi	HALLIKERI	GP	Maize (Makka)	RF	0			Hobli Level	32	2741.68	
66	Gadag	Mundargi	HAMMIGI	GP	Maize (Makka)	RF	520	4	3652.32				
67	Gadag	Mundargi	HAROGERI	GP	Maize (Makka)	RF	1077	4	1892.43				
68	Gadag	Mundargi	HESARUR	GP	Maize (Makka)	RF	68	4	3129.60				
69	Gadag	Mundargi	HIREWADDATTI	GP	Maize (Makka)	RF	257	4	2993.30				
70	Gadag	Mundargi	JANTLI SHIRURA	GP	Maize (Makka)	RF	11	4	2534.61				
71	Gadag	Mundargi	KALAKERI	GP	Maize (Makka)	RF	375	4	3013.52				
72	Gadag	Mundargi	KORLAHALLI	GP	Maize (Makka)	RF	80	4	2699.73				
73	Gadag	Mundargi	MEVUNDI	GP	Maize (Makka)	RF	166	4	2980.19				
74	Gadag	Mundargi	Mundargi (ULB)	GP	Maize (Makka)	RF	764	4	2558.19				
75	Gadag	Mundargi	MURADI	GP	Maize (Makka)	RF	270	4	2349.26				
76	Gadag	Mundargi	SHINGALALUR	GP	Maize (Makka)	RF	93	4	4219.97				
77	Gadag	Mundargi	SHIVAJINAGAR	GP	Maize (Makka)	RF	342	4	3310.32				
78	Gadag	Mundargi	ALUR	GP	SUNFLOWER	RF	113	4	852.28				
79	Gadag	Mundargi	BAGEWADI	GP	SUNFLOWER	RF	261	4	702.85				

(Signature)

Government of Karnataka
Directorate of Economics and Statistics
GP Level Average Yield data for Kharif season 2017-18

S.N	District	Taluk	Insurance Unit (hobli/ GP)	GP/HOBLI	Crop	IRR_RF	Area_Sown_Ha	No_CCE_Conducted	Average Yield(Kg/Ha)	Name_Of_Higher_Level	No_cce_Conducted_Higher	Higher average Yield(Kg/Ha)	Synthetic yield
80	Gadag	Mundargi	BIDANALA	GP	SUNFLOWER	RF	66			Hobli Level	28	1029.16	
81	Gadag	Mundargi	BIDARAHALLI	GP	SUNFLOWER	RF	41	4	782.74				
82	Gadag	Mundargi	DAMBAL	GP	SUNFLOWER	RF	280	4	1138.44				
83	Gadag	Mundargi	DONI	GP	SUNFLOWER	RF	104	4	1210.75				
84	Gadag	Mundargi	HALLIKERI	GP	SUNFLOWER	RF	327	4	662.54				
85	Gadag	Mundargi	HAMMIGI	GP	SUNFLOWER	RF	0			Hobli Level	28	1029.16	
86	Gadag	Mundargi	HAROGERI	GP	SUNFLOWER	RF	20	4	700.17				
87	Gadag	Mundargi	HESARUR	GP	SUNFLOWER	RF	10	4	1374.92				
88	Gadag	Mundargi	HIREWADDATTI	GP	SUNFLOWER	RF	253	4	621.50				
89	Gadag	Mundargi	JANTLI SHIRURA	GP	SUNFLOWER	RF	163	4	778.34				
90	Gadag	Mundargi	KALAKERI	GP	SUNFLOWER	RF	161	4	810.46				
91	Gadag	Mundargi	KORLAHALLI	GP	SUNFLOWER	RF	44	4	820.85				
92	Gadag	Mundargi	MEVUNDI	GP	SUNFLOWER	RF	163	4	482.93				
93	Gadag	Mundargi	Mundargi (ULB)	GP	SUNFLOWER	RF	419	4	1986.73				
94	Gadag	Mundargi	MURADI	GP	SUNFLOWER	RF	201	4	901.87				
95	Gadag	Mundargi	SHINGALALUR	GP	SUNFLOWER	RF	2			Hobli Level	28	1029.16	
96	Gadag	Mundargi	SHIVAJINAGAR	GP	SUNFLOWER	RF	42	4	675.73				
97	Gadag	Naragund	BANAHATTI	GP	Green Gram (Moong Bean/ Moong)	RF	65			Hobli Level	18	51.58	

91

Government of Karnataka
Directorate of Economics and Statistics
GP Level Average Yield data for Kharif season 2017-18

S.N	District	Taluk	Insurance Unit (hobli/ GP)	GP/HOBLI	Crop	IRR_RF	Area_Sown_Ha	No CCE Conducted	Average Yield(Kg/Ha)	Name Of Higher_Level	No_cce Conducted_Higher	Higher average Yield(Kg/Ha)	Synthetic yield
98	Gadag	Naragund	BENAKANAKOPPA	GP	Green Gram (Moong Bean/ Moong)	RF	140			Hobli Level	18	51.58	
99	Gadag	Naragund	BHIRANAHATTI	GP	Green Gram (Moong Bean/ Moong)	RF	184	4	35.68				
100	Gadag	Naragund	CHIKKANARAGUND	GP	Green Gram (Moong Bean/ Moong)	RF	70			Hobli Level	18	51.58	
101	Gadag	Naragund	HADLI	GP	Green Gram (Moong Bean/ Moong)	RF	1580	4	56.41				
102	Gadag	Naragund	HIREKOPPA	GP	Green Gram (Moong Bean/ Moong)	RF	78			Hobli Level	18	51.58	
103	Gadag	Naragund	HUNSIKATTI	GP	Green Gram (Moong Bean/ Moong)	RF	175	4	2.67				
104	Gadag	Naragund	KANIKIKOPPA	GP	Green Gram (Moong Bean/ Moong)	RF	130	4	94.14				
105	Gadag	Naragund	KONNUR	GP	Green Gram (Moong Bean/ Moong)	RF	397	4	68.61				
106	Gadag	Naragund	Naragund (ULB)	GP	Green Gram (Moong Bean/ Moong)	RF	360	4	91.47				
107	Gadag	Naragund	RADDERNAGNUR	GP	Green Gram (Moong Bean/ Moong)	RF	419	4	29.35				
108	Gadag	Naragund	SHIROL	GP	Green Gram (Moong Bean/ Moong)	RF	408	4	74.32				
109	Gadag	Naragund	SURKOD	GP	Green Gram (Moong Bean/ Moong)	RF	108	4	68.41				
110	Gadag	Naragund	VASAN	GP	Green Gram (Moong Bean/ Moong)	RF	56	4	32.40				

Government of Karnataka
Directorate of Economics and Statistics
GP Level Average Yield data for Kharif season 2017-18

S.N	District	Taluk	Insurance Unit (hobli/ GP)	GP/HOBLI	Crop	IRR_RF	Area_Sown_Ha	No_CCE_Conducted	Average Yield(Kg/Ha)	Name_Of_Higher_Level	No_cce_Conducted_Higher	Higher average Yield(Kg/Ha)	Synthetic yield
111	Gadag	Naragund	BANAHATTI	GP	Maize (Makka)	IRR	50	4	5058.17				
112	Gadag	Naragund	BENAKANAKOPPA	GP	Maize (Makka)	IRR	8	4	7062.61				
113	Gadag	Naragund	BHIRANAHATTI	GP	Maize (Makka)	IRR	35	4	3750.37				
114	Gadag	Naragund	CHIKKANARAGUND	GP	Maize (Makka)	IRR	31	4	3994.63				
115	Gadag	Naragund	HADLI	GP	Maize (Makka)	IRR	67	4	4680.08				
116	Gadag	Naragund	HIREKOPPA	GP	Maize (Makka)	IRR	14	4	5229.66				
117	Gadag	Naragund	HUNSIKATTI	GP	Maize (Makka)	IRR	0			Hobli Level	24	5338.89	
118	Gadag	Naragund	KANIKIKOPPA	GP	Maize (Makka)	IRR	18	4	4220.57				
119	Gadag	Naragund	KONNUR	GP	Maize (Makka)	IRR	225	4	5849.46				
120	Gadag	Naragund	Naragund (ULB)	GP	Maize (Makka)	IRR	60	4	6467.74				
121	Gadag	Naragund	RADDERNAGNUR	GP	Maize (Makka)	IRR	84	4	5131.96				
122	Gadag	Naragund	SHIROL	GP	Maize (Makka)	IRR	248	4	6223.48				
123	Gadag	Naragund	SURKOD	GP	Maize (Makka)	IRR	12	4	6622.94				
124	Gadag	Naragund	VASAN	GP	Maize (Makka)	IRR	483	4	4951.31				
125	Gadag	Ron	ABBIGERI	GP	Green Gram (Moong Bean/ Moong)	RF	1265	4	161.98				
126	Gadag	Ron	AMARAGOL	GP	Green Gram (Moong Bean/ Moong)	RF	912	4	104.81				
127	Gadag	Ron	ASUTI	GP	Green Gram (Moong Bean/ Moong)	RF	3155	4	8.96				

8/

Government of Karnataka
Directorate of Economics and Statistics
GP Level Average Yield data for Kharif season 2017-18

S.N	District	Taluk	Insurance Unit (hobli/ GP)	GP/HOBLI	Crop	IRR_RF	Area_Sown_Ha	No_CCE_Conducted	Average Yield(Kg/Ha)	Name_Of_Higher_Level	No_cce_Conducted_Higher	Higher average Yield(Kg/Ha)	Syntheticield
128	Gadag	Ron	BELAVANAKI	GP	Green Gram (Moong Bean/ Moong)	RF	633	4	8.77				
129	Gadag	Ron	CHIKKAMANNUR	GP	Green Gram (Moong Bean/ Moong)	RF	1307	4	142.93				
130	Gadag	Ron	D.S.HADAGALI	GP	Green Gram (Moong Bean/ Moong)	RF	486	4	37.16				
131	Gadag	Ron	Gajendragud(ULB)	GP	Green Gram (Moong Bean/ Moong)	RF	287	4	123.87				
132	Gadag	Ron	GOGERI	GP	Green Gram (Moong Bean/ Moong)	RF	46	4	129.11				
133	Gadag	Ron	GULAGULI	GP	Green Gram (Moong Bean/ Moong)	RF	784	4	101.76				
134	Gadag	Ron	HALAKERI	GP	Green Gram (Moong Bean/ Moong)	RF	455	4	36.21				
135	Gadag	Ron	HIREHALA	GP	Green Gram (Moong Bean/ Moong)	RF	1133	4	9.34				
136	Gadag	Ron	HOLEALUR	GP	Green Gram (Moong Bean/ Moong)	RF	460	4	32.78				
137	Gadag	Ron	HOLEMANNUR	GP	Green Gram (Moong Bean/ Moong)	RF	1154	4	56.41				
138	Gadag	Ron	HOSALLI	GP	Green Gram (Moong Bean/ Moong)	RF	1095	4	50.64				
139	Gadag	Ron	HULLUR	GP	Green Gram (Moong Bean/ Moong)	RF	2357	4	102.52				
140	Gadag	Ron	HUNAGUNDI	GP	Green Gram (Moong Bean/ Moong)	RF	1699	4	121.96				

Government of Karnataka
Directorate of Economics and Statistics
GP Level Average Yield data for Kharif season 2017-18

S.N	District	Taluk	Insurance Unit (hobli/ GP)	GP/HOBLI	Crop	IRR_RF	Area_Sown_Ha	No_CCE_Conducted	Average Yield(Kg/Ha)	Name_Of_Higher_Level	No_cce_Conducted_Higher	Higher average Yield(Kg/Ha)	Synthetic Yield
141	Gadag	Ron	ITAGI	GP	Green Gram (Moong Bean/ Moong)	RF	870	4	139.50				
142	Gadag	Ron	JAKKALI	GP	Green Gram (Moong Bean/ Moong)	RF	182	4	235.92				
143	Gadag	Ron	KOTBAL	GP	Green Gram (Moong Bean/ Moong)	RF	901			Hobli Level	43	90.86	
144	Gadag	Ron	KOUJAGERI	GP	Green Gram (Moong Bean/ Moong)	RF	2509	4	120.06				
145	Gadag	Ron	KUNTOGI	GP	Green Gram (Moong Bean/ Moong)	RF	30			Hobli Level	54	124.41	
146	Gadag	Ron	KURADAGI	GP	Green Gram (Moong Bean/ Moong)	RF	824	4	37.16				
147	Gadag	Ron	KURAHATTI	GP	Green Gram (Moong Bean/ Moong)	RF	804	4	96.17				
148	Gadag	Ron	LAKKALAKATTI	GP	Green Gram (Moong Bean/ Moong)	RF	813	4	110.53				
149	Gadag	Ron	MADALAGERI	GP	Green Gram (Moong Bean/ Moong)	RF	334	4	113.20				
150	Gadag	Ron	MARANABASARI	GP	Green Gram (Moong Bean/ Moong)	RF	42			Hobli Level	54	124.41	
151	Gadag	Ron	MENASAGI	GP	Green Gram (Moong Bean/ Moong)	RF	507	4	32.02				
152	Gadag	Ron	MLLAPUR	GP	Green Gram (Moong Bean/ Moong)	RF	934	4	65.18				
153	Gadag	Ron	MUSHIGERI	GP	Green Gram (Moong Bean/ Moong)	RF	746			Hobli Level	43	90.86	

**Government of Karnataka
Directorate of Economics and Statistics**

GP Level Average Yield data for Kharif season 2017-18

S.N	District	Taluk	Insurance Unit (hobli/ GP)	GP/HOBLI	Crop	IRR_RF	Area_Sown_Ha	No_CCE_Conducted	Average Yield(Kg/Ha)	Name_Of_Higher_Level	No_cce_Conducted_Higher	Higher average Yield(Kg/Ha)	Synthetic Yield
154	Gadag	Ron	Naregal(ULB)	GP	Green Gram (Moong Bean/ Moong)	RF	1417	4	160.08				
155	Gadag	Ron	NIDAGUNDI	GP	Green Gram (Moong Bean/ Moong)	RF	3183			Hobli Level	54	124.41	
156	Gadag	Ron	RAJURU	GP	Green Gram (Moong Bean/ Moong)	RF	822			Hobli Level	54	124.41	
157	Gadag	Ron	RAMAPUR	GP	Green Gram (Moong Bean/ Moong)	RF	1090	4	82.63				
158	Gadag	Ron	Ron (ULB)	GP	Green Gram (Moong Bean/ Moong)	RF	2196	4	105.57				
159	Gadag	Ron	SAVADI	GP	Green Gram (Moong Bean/ Moong)	RF	1934	4	112.44				
160	Gadag	Ron	SHANTAGERI	GP	Green Gram (Moong Bean/ Moong)	RF	58	4	19.25				
161	Gadag	Ron	SUDI	GP	Green Gram (Moong Bean/ Moong)	RF	815	4	104.05				
162	Gadag	Ron	YAVAGAL	GP	Green Gram (Moong Bean/ Moong)	RF	1780	4	23.63				
163	Gadag	Ron	ABBIGERI	GP	Maize (Makka)	RF	45	4	2866.61				
164	Gadag	Ron	AMARAGOL	GP	Maize (Makka)	RF	185	4	2946.12				
165	Gadag	Ron	ASUTI	GP	Maize (Makka)	RF	88	4	2870.11				
166	Gadag	Ron	BELAVANAKI	GP	Maize (Makka)	RF	8	4	2925.15				
167	Gadag	Ron	CHIKKAMANNUR	GP	Maize (Makka)	RF	0			Hobli Level	46	2819.15	
168	Gadag	Ron	D.S.HADAGALI	GP	Maize (Makka)	RF	6			Hobli Level	48	3401.97	

82

Government of Karnataka
Directorate of Economics and Statistics
GP Level Average Yield data for Kharif season 2017-18

S.N	District	Taluk	Insurance Unit (hobli/ GP)	GP/HOBLI	Crop	IRR_RF	Area_Sown_Ha	No_CCE_Conducted	Average Yield(Kg/Ha)	Name_Of_Higher_Level	No_cce Conducted_Higher	Higher average Yield(Kg/Ha)	Synthetic Yield
169	Gadag	Ron	Gajendragud(ULB)	GP	Maize (Makka)	RF	688	4	3923.41				
170	Gadag	Ron	GOGERI	GP	Maize (Makka)	RF	415	4	3812.58				
171	Gadag	Ron	GULAGULI	GP	Maize (Makka)	RF	235	4	3367.33				
172	Gadag	Ron	HALAKERI	GP	Maize (Makka)	RF	0			Hobli Level	48	3401.97	
173	Gadag	Ron	HIREHALA	GP	Maize (Makka)	RF	850	4	2256.77				
174	Gadag	Ron	HOLEMANNUR	GP	Maize (Makka)	RF	0			Hobli Level	24	2703.57	
175	Gadag	Ron	HOSALLI	GP	Maize (Makka)	RF	13	4	2838.65				
176	Gadag	Ron	HULLUR	GP	Maize (Makka)	RF	35	4	2877.97				
177	Gadag	Ron	HUNAGUNDI	GP	Maize (Makka)	RF	70	4	2783.03				
178	Gadag	Ron	ITAGI	GP	Maize (Makka)	RF	30	4	1415.40				
179	Gadag	Ron	JAKKALI	GP	Maize (Makka)	RF	53	4	2550.33				
180	Gadag	Ron	KOTBAL	GP	Maize (Makka)	RF	32	4	2578.04				
181	Gadag	Ron	KOUJAGERI	GP	Maize (Makka)	RF	0			Hobli Level	24	2703.57	
182	Gadag	Ron	KUNTOGI	GP	Maize (Makka)	RF	626	4	3993.33				
183	Gadag	Ron	KURADAGI	GP	Maize (Makka)	RF	144	4	2183.38				
184	Gadag	Ron	KURAHATTI	GP	Maize (Makka)	RF	52	4	3100.39				
185	Gadag	Ron	LAKKALAKATTI	GP	Maize (Makka)	RF	298	4	5496.82				
186	Gadag	Ron	MADALAGERI	GP	Maize (Makka)	RF	57	4	4638.47				

Government of Karnataka
Directorate of Economics and Statistics
GP Level Average Yield data for Kharif season 2017-18

S.N	District	Taluk	Insurance Unit (hobli/ GP)	GP/HOBLI	Crop	IRR_RF	Area_Sown_Ha	No_CCE_Conducted	Average Yield(Kg/Ha)	Name_Of_Higher_Level	No_cce_Conducted_Higher	Higher average Yield(Kg/Ha)	Synthetic Yield
187	Gadag	Ron	MENASAGI	GP	Maize (Makka)	RF	0			Hobli Level	24	2703.57	
188	Gadag	Ron	MLLAPUR	GP	Maize (Makka)	RF	0			Hobli Level	24	2703.57	
189	Gadag	Ron	MUSHIGERI	GP	Maize (Makka)	RF	49	4	3627.60				
190	Gadag	Ron	Naregal(ULB)	GP	Maize (Makka)	RF	59	4	1968.45				
191	Gadag	Ron	NIDAGUNDI	GP	Maize (Makka)	RF	81	4	2636.83				
192	Gadag	Ron	RAJURU	GP	Maize (Makka)	RF	523	4	3822.61				
193	Gadag	Ron	RAMAPUR	GP	Maize (Makka)	RF	660	4	4442.35				
194	Gadag	Ron	Ron (ULB)	GP	Maize (Makka)	RF	68	4	3700.99				
195	Gadag	Ron	SAVADI	GP	Maize (Makka)	RF	34	4	2220.07				
196	Gadag	Ron	SHANTAGERI	GP	Maize (Makka)	RF	133	4	1816.42				
197	Gadag	Ron	SUDI	GP	Maize (Makka)	RF	52	4	2301.70				
198	Gadag	Ron	YAVAGAL	GP	Maize (Makka)	RF	251	4	1819.04				
199	Gadag	Shirahatti	ADARAHALLI	GP	Green Gram (Moong Bean/ Moong)	RF	479	4	11.43				
200	Gadag	Shirahatti	ADARAKATTI	GP	Green Gram (Moong Bean/ Moong)	RF	391	4	51.45				
201	Gadag	Shirahatti	BALEHOSUR	GP	Green Gram (Moong Bean/ Moong)	RF	84	4	60.98				
202	Gadag	Shirahatti	BANNIKOPPA	GP	Green Gram (Moong Bean/ Moong)	RF	533			Hobli Level	39	82.42	

Government of Karnataka
Directorate of Economics and Statistics
GP Level Average Yield data for Kharif season 2017-18

S.N	District	Taluk	Insurance Unit (hobli/ GP)	GP/HOBLI	Crop	IRR_RF	Area_Sown_Ha	No_CCE_Conducted	Average Yield(Kg/Ha)	Name_Of_Higher_Level	No_cce Conducted_Higher	Higher average Yield(Kg/Ha)	Synthetic yield
203	Gadag	Shirahatti	BATTUR	GP	Green Gram (Moong Bean/ Moong)	RF	487	4	64.60				
204	Gadag	Shirahatti	BELLATTI	GP	Green Gram (Moong Bean/ Moong)	RF	341	4	26.68				
205	Gadag	Shirahatti	CHABBI	GP	Green Gram (Moong Bean/ Moong)	RF	580	4	57.17				
206	Gadag	Shirahatti	DODDUR	GP	Green Gram (Moong Bean/ Moong)	RF	790	4	31.64				
207	Gadag	Shirahatti	GOJANUR	GP	Green Gram (Moong Bean/ Moong)	RF	447	4	23.44				
208	Gadag	Shirahatti	GOVANALA	GP	Green Gram (Moong Bean/ Moong)	RF	149	4	112.91				
209	Gadag	Shirahatti	HEBBAL	GP	Green Gram (Moong Bean/ Moong)	RF	152			Hobli Level	39	82.42	
210	Gadag	Shirahatti	HULLURA	GP	Green Gram (Moong Bean/ Moong)	RF	333			Hobli Level	39	82.42	
211	Gadag	Shirahatti	ITIGI	GP	Green Gram (Moong Bean/ Moong)	RF	24			Hobli Level	39	82.42	
212	Gadag	Shirahatti	KADKOL	GP	Green Gram (Moong Bean/ Moong)	RF	315	4	72.23				
213	Gadag	Shirahatti	KOGANUR	GP	Green Gram (Moong Bean/ Moong)	RF	109			Hobli Level	39	82.42	
214	Gadag	Shirahatti	KONCHIGERI	GP	Green Gram (Moong Bean/ Moong)	RF	255	4	186.76				
215	Gadag	Shirahatti	Lakshmeshwara (ULB)	GP	Green Gram (Moong Bean/ Moong)	RF	618	4	38.50				

Government of Karnataka
Directorate of Economics and Statistics
GP Level Average Yield data for Kharif season 2017-18

S.N	District	Taluk	Insurance Unit (hobli/ GP)	GP/HOBLI	Crop	IRR_RF	Area_Sown_Ha	No_GGE_Conducted	Average Yield(Kg/Ha)	Name_Of_Hobli_Level	No_of_Conducted_Higher	Higher average Yield(Kg/Ha)	Synthetic yield
216	Gadag	Shirahatti	MACHANAHALLI	GP	Green Gram (Moong Bean/ Moong)	RF	291			Hobli Level	39	82.42	
217	Gadag	Shirahatti	MADALLI	GP	Green Gram (Moong Bean/ Moong)	RF	172			Hobli Level	58	72.39	
218	Gadag	Shirahatti	MAGADI	GP	Green Gram (Moong Bean/ Moong)	RF	346	4	73.56				
219	Gadag	Shirahatti	MAJJOORU	GP	Green Gram (Moong Bean/ Moong)	RF	282			Hobli Level	39	82.42	
220	Gadag	Shirahatti	P-BADNI	GP	Green Gram (Moong Bean/ Moong)	RF	336	4	146.73				
221	Gadag	Shirahatti	RAMGIRI	GP	Green Gram (Moong Bean/ Moong)	RF	185	4	190.57				
222	Gadag	Shirahatti	RANATUR	GP	Green Gram (Moong Bean/ Moong)	RF	219	4	34.05				
223	Gadag	Shirahatti	SHIGLI	GP	Green Gram (Moong Bean/ Moong)	RF	253	4	144.83				
224	Gadag	Shirahatti	Shirahatti (ULB)	GP	Green Gram (Moong Bean/ Moong)	RF	461	4	206.19				
225	Gadag	Shirahatti	SURANAGI	GP	Green Gram (Moong Bean/ Moong)	RF	235	4	106.72				
226	Gadag	Shirahatti	TARIKOPPA	GP	Green Gram (Moong Bean/ Moong)	RF	108			Hobli Level	39	82.42	
227	Gadag	Shirahatti	VADAVI	GP	Green Gram (Moong Bean/ Moong)	RF	392			Hobli Level	39	82.42	
228	Gadag	Shirahatti	YALAVATTI	GP	Green Gram (Moong Bean/ Moong)	RF	122	4	55.27				

(9)

**Government of Karnataka
Directorate of Economics and Statistics**

GP Level Average Yield data for Kharif season 2017-18

S.N	District	Taluk	Insurance Unit (hobli/ GP)	GP/HOBLI	Crop	IRR_RF	Area_Sown_Ha	No_CCE_Conducted	Average Yield(Kg/Ha)	Name_Of_Higher_Level	No_of_Conducted_Higher	Higher average Yield(Kg/Ha)	Synthetic Yield
229	Gadag	Shirahatti	ADARAHALLI	GP	GROUNDNUT	RF	471	8	755.08				
230	Gadag	Shirahatti	ADARAKATTI	GP	GROUNDNUT	RF	1032	8	1016.95				
231	Gadag	Shirahatti	BALEHOSUR	GP	GROUNDNUT	RF	283	8	843.88				
232	Gadag	Shirahatti	BANNIKOPPA	GP	GROUNDNUT	RF	1019	8	1317.95				
233	Gadag	Shirahatti	BATTUR	GP	GROUNDNUT	RF	466	8	501.29				
234	Gadag	Shirahatti	BELLATTI	GP	GROUNDNUT	RF	410	8	823.45				
235	Gadag	Shirahatti	CHABBI	GP	GROUNDNUT	RF	780	8	640.70				
236	Gadag	Shirahatti	DODDUR	GP	GROUNDNUT	RF	621	8	744.98				
237	Gadag	Shirahatti	GOJANUR	GP	GROUNDNUT	RF	650	8	726.58				
238	Gadag	Shirahatti	GOVANALA	GP	GROUNDNUT	RF	424			Hobli Level	114	806.73	
239	Gadag	Shirahatti	HEBBAL	GP	GROUNDNUT	RF	161	8	737.26				
240	Gadag	Shirahatti	HULLURA	GP	GROUNDNUT	RF	276	8	767.58				
241	Gadag	Shirahatti	ITIGI	GP	GROUNDNUT	RF	18	8	1296.45				
242	Gadag	Shirahatti	KADKOL	GP	GROUNDNUT	RF	267	8	477.30				
243	Gadag	Shirahatti	KOGANUR	GP	GROUNDNUT	RF	67	8	867.17				
244	Gadag	Shirahatti	KONCHIGERI	GP	GROUNDNUT	RF	953	8	753.58				
245	Gadag	Shirahatti	Lakshmeshwara (ULB)	GP	GROUNDNUT	RF	1996	8	865.38				
246	Gadag	Shirahatti	MACHANAHALLI	GP	GROUNDNUT	RF	515	8	677.79				

Government of Karnataka
Directorate of Economics and Statistics
GP Level Average Yield data for Kharif season 2017-18

S.N	District	Taluk	Insurance Unit (hobli/ GP)	GP/HOBLI	Crop	IRR_RF	Area_Sown_Ha	No_CCE_Conducted	Average Yield(Kg/Ha)	Name_Of_Higher_Level	No_cce_Conducted_Higher	Higher average Yield(Kg/Ha)	Synthetic Yield
247	Gadag	Shirahatti	MADALLI	GP	GROUNDNUT	RF	360	8	466.55				
248	Gadag	Shirahatti	MAGADI	GP	GROUNDNUT	RF	963	8	1104.03				
249	Gadag	Shirahatti	MAJJOORU	GP	GROUNDNUT	RF	316	8	986.85				
250	Gadag	Shirahatti	P-BADNI	GP	GROUNDNUT	RF	275	8	1108.33				
251	Gadag	Shirahatti	RAMGIRI	GP	GROUNDNUT	RF	290	8	1040.60				
252	Gadag	Shirahatti	RANATUR	GP	GROUNDNUT	RF	460	8	877.20				
253	Gadag	Shirahatti	SHIGLI	GP	GROUNDNUT	RF	227	8	817.00				
254	Gadag	Shirahatti	Shirahatti (ULB)	GP	GROUNDNUT	RF	388	8	790.13				
255	Gadag	Shirahatti	SURANAGI	GP	GROUNDNUT	RF	787	8	863.23				
256	Gadag	Shirahatti	TARIKOPPA	GP	GROUNDNUT	RF	199	8	976.10				
257	Gadag	Shirahatti	VADAVI	GP	GROUNDNUT	RF	661	8	816.16				
258	Gadag	Shirahatti	YALAVATTI	GP	GROUNDNUT	RF	410	8	819.37				


Joint Director

Crop insurance scheme Division
Directorate of Economics and Statistics

②

Department of Forestry
 University of Toronto
 123 York Street, Toronto, Ontario M5S 1A5

Year	Area	Volume	Value	Species	Quantity	Weight	Notes	Location	Date	Initials
2010	North	100	1000	Red Pine	100	1000	Good	North	2010	ABC
2011	North	120	1200	Red Pine	120	1200	Good	North	2011	ABC
2012	North	150	1500	Red Pine	150	1500	Good	North	2012	ABC
2013	North	180	1800	Red Pine	180	1800	Good	North	2013	ABC
2014	North	200	2000	Red Pine	200	2000	Good	North	2014	ABC
2015	North	220	2200	Red Pine	220	2200	Good	North	2015	ABC
2016	North	250	2500	Red Pine	250	2500	Good	North	2016	ABC
2017	North	280	2800	Red Pine	280	2800	Good	North	2017	ABC
2018	North	300	3000	Red Pine	300	3000	Good	North	2018	ABC
2019	North	320	3200	Red Pine	320	3200	Good	North	2019	ABC
2020	North	350	3500	Red Pine	350	3500	Good	North	2020	ABC

Department of Forestry
 University of Toronto
 123 York Street, Toronto, Ontario M5S 1A5

123

Government of Karnataka
Directorate of Economics and Statistics
GP Level Average Yield data for Kharif season 2017-18

S.N	District	Taluk	Insurance Unit (hobli/ GP)	GP/HOBLI	Crop	IRR RF	Area So wn_Ha	No_CCE Conducte d	Average Yield(Kg/Ha)	Name_Of_Higher_Le vel	No_cce Conduct ed_High er	Higher average Yield(Kg/Ha)	SyntheticY ield
1	Hasan	Alur	Alur (ULB)	GP	Maize (Makka)	RF	47	4	6909.22				
2	Hasan	Alur	BYRAPURA	GP	Maize (Makka)	RF	705	4	5729.73				
3	Hasan	Alur	DODDAKANAGAL	GP	Maize (Makka)	RF	388	4	6332.58				
4	Hasan	Alur	GANGIGERE	GP	Maize (Makka)	RF	425	4	8088.71				
5	Hasan	Alur	HANCHUR	GP	Maize (Makka)	RF	507	4	7485.86				
6	Hasan	Alur	HUNASAVALLI	GP	Maize (Makka)	RF	848	4	6974.75				
7	Hasan	Alur	KADALU	GP	Maize (Makka)	RF	489	4	8885.53				
8	Hasan	Alur	KANATTUR	GP	Maize (Makka)	RF	491	4	8594.59				
9	Hasan	Alur	KARAGODU	GP	Maize (Makka)	RF	51			Hobli Level	34	7025.59	
10	Hasan	Alur	KUNDOORU	GP	Maize (Makka)	RF	333	4	7567.12				
11	Hasan	Alur	MADABALU	GP	Maize (Makka)	RF	641	4	6395.49				
12	Hasan	Alur	MAGGE	GP	Maize (Makka)	RF	175			Hobli Level	34	6987.63	
13	Hasan	Alur	PALYA	GP	Maize (Makka)	RF	410	4	6974.75				
14	Hasan	Alur	TALUR	GP	Maize (Makka)	RF	539	4	6403.35				
15	Hasan	Alur	ABBANA	GP	PADDY	IRR	65	4	7065.95				
16	Hasan	Alur	Alur (ULB)	GP	PADDY	IRR	0			Hobli Level	8	6320.01	
17	Hasan	Alur	BYRAPURA	GP	PADDY	IRR	64			Hobli Level	20	6359.27	
18	Hasan	Alur	DODDAKANAGAL	GP	PADDY	IRR	0			Hobli Level	8	6320.01	

8

Government of Karnataka
Directorate of Economics and Statistics
GP Level Average Yield data for Kharif season 2017-18

S.N	District	Taluk	Insurance Unit (hobli/ GP)	GP/HOBLI	Crop	IRR_IRF	Area_Sown_Ha	No_CCE_Conducted	Average Yield(Kg/Ha)	Name_Of_Higher_Level	No_cce_Conducted_Higher	Higher average Yield(Kg/Ha)	Synthetic Yield
19	Hasan	Alur	GANGIGERE	GP	PADDY	IRR	181	4	6211.15				
20	Hasan	Alur	HANCHUR	GP	PADDY	IRR	54			Hobli Level	26	6448.69	
21	Hasan	Alur	HUNASAVALLI	GP	PADDY	IRR	49			Hobli Level	22	6230.83	
22	Hasan	Alur	KADALU	GP	PADDY	IRR	74	4	6671.23				
23	Hasan	Alur	KANATTUR	GP	PADDY	IRR	93	4	5829.11				
24	Hasan	Alur	KARAGODU	GP	PADDY	IRR	177	4	5782.01				
25	Hasan	Alur	KUNDOORU	GP	PADDY	IRR	72	4	6761.61				
26	Hasan	Alur	MADABALU	GP	PADDY	IRR	240	4	5488.16				
27	Hasan	Alur	MAGGE	GP	PADDY	IRR	155	4	6859.04				
28	Hasan	Alur	MALLAPUR	GP	PADDY	IRR	186	4	5566.31				
29	Hasan	Alur	PALYA	GP	PADDY	IRR	148	4	6072.30				
30	Hasan	Alur	TALUR	GP	PADDY	IRR	247	4	4974.67				
31	Hasan	Arkalgud	AGRAHARA	GP	PADDY	IRR	10	4	5167.74				
32	Hasan	Arkalgud	Arkalgudu (ULB)	GP	PADDY	IRR	54	4	6934.13				
33	Hasan	Arkalgud	BANNUR	GP	PADDY	IRR	124	4	5816.79				
34	Hasan	Arkalgud	BASAVAPATNA	GP	PADDY	IRR	100	4	5032.18				
35	Hasan	Arkalgud	BELAVADI	GP	PADDY	IRR	61	4	6654.80				
36	Hasan	Arkalgud	BYCHANAHALLI	GP	PADDY	IRR	32			Hobli Level	56	5554.92	

Government of Karnataka
Directorate of Economics and Statistics
GP Level Average Yield data for Kharif season 2017-18

S.N	District	Taluk	Insurance Unit (hobli/ GP)	GP/HOBLI	Crop	IRR_RF	Area_Sown_Ha	No_CCE_Conducted	Average Yield(Kg/Ha)	Name_Of_Higher_Level	No_cce_Conducted_Higher	Higher average Yield(Kg/Ha)	SyntheticYield
37	Hasan	Arkalgud	CHIKKAHALLI	GP	PADDY	IRR	171	4	4263.54				
38	Hasan	Arkalgud	DODDABEMMATHI	GP	PADDY	IRR	357	4	5759.28				
39	Hasan	Arkalgud	DODDAMAGGE	GP	PADDY	IRR	59	4	4646.03				
40	Hasan	Arkalgud	GANGUR	GP	PADDY	IRR	33	4	5249.90				
41	Hasan	Arkalgud	GANJALAGODU	GP	PADDY	IRR	171	4	5085.58				
42	Hasan	Arkalgud	HANDRANGI	GP	PADDY	IRR	161	4	3090.95				
43	Hasan	Arkalgud	HEBBALE	GP	PADDY	IRR	155	4	5217.03				
44	Hasan	Arkalgud	HOLALAGODU	GP	PADDY	IRR	198	4	4450.99				
45	Hasan	Arkalgud	HONNVALLI	GP	PADDY	IRR	158	4	5143.09				
46	Hasan	Arkalgud	HULIKAL	GP	PADDY	IRR	38	4	5849.65				
47	Hasan	Arkalgud	KALENAHALLI	GP	PADDY	IRR	76	4	3543.68				
48	Hasan	Arkalgud	KATTEPURA	GP	PADDY	IRR	200	4	4661.29				
49	Hasan	Arkalgud	KATTIMALLENAHALLI	GP	PADDY	IRR	178	4	5447.08				
50	Hasan	Arkalgud	KERALAPURA	GP	PADDY	IRR	35	4	4361.12				
51	Hasan	Arkalgud	KONANUR	GP	PADDY	IRR	25	4	5392.85				
52	Hasan	Arkalgud	LAKKURAU	GP	PADDY	IRR	56	4	5689.44				
53	Hasan	Arkalgud	MALLIPATNA	GP	PADDY	IRR	249	4	4356.84				
54	Hasan	Arkalgud	RAMANATHAPURA	GP	PADDY	IRR	117	4	4816.35				

32

Government of Karnataka
Directorate of Economics and Statistics
GP Level Average Yield data for Kharif season 2017-18

S.N	District	Taluk	Insurance Unit (hobli/ GP)	GP/HOBLI	Crop	IRR_RF	Area_Sown_Ha	No_CCE_Conducted	Average Yield(Kg/Ha)	Name_Of_Higher_Level	No_cce Conducted_Higher	Higher average Yield(Kg/Ha)	Synthetic Yield
55	Hasan	Arkalgud	RUDRAPATNA	GP	PADDY	IRR	77	4	4978.78				
56	Hasan	Arkalgud	SANTEMARURU	GP	PADDY	IRR	5	4	6814.48				
57	Hasan	Arkalgud	SARAGOOR	GP	PADDY	IRR	89	4	5455.29				
58	Hasan	Arkalgud	VADDRAHALLI	GP	PADDY	IRR	170	4	5578.53				
59	Hasan	Arkalgud	VIJAPURA FOREST	GP	PADDY	IRR	379	4	6638.37				
60	Hasan	Arkalgud	YALAGATHAVALLI	GP	PADDY	IRR	87	4	5438.86				
61	Hasan	Arkalgud	AGRAHARA	GP	RAGI	RF	360	4	2550.64				
62	Hasan	Arkalgud	ALADAHALLI	GP	RAGI	RF	256	4	2246.35				
63	Hasan	Arkalgud	Arkalgudu (ULB)	GP	RAGI	RF	39	4	2565.49				
64	Hasan	Arkalgud	BANNUR	GP	RAGI	RF	270	4	2211.71				
65	Hasan	Arkalgud	BASAVAPATNA	GP	RAGI	RF	353	4	2144.92				
66	Hasan	Arkalgud	BELAVADI	GP	RAGI	RF	486	4	2355.20				
67	Hasan	Arkalgud	BYCHANAHALLI	GP	RAGI	RF	249	4	2488.79				
68	Hasan	Arkalgud	CHIKKAHALLI	GP	RAGI	RF	313	4	1603.12				
69	Hasan	Arkalgud	DODDABEMMATHI	GP	RAGI	RF	471	4	1939.58				
70	Hasan	Arkalgud	DODDAMAGGE	GP	RAGI	RF	393	4	2068.22				
71	Hasan	Arkalgud	GANGUR	GP	RAGI	RF	86	4	2177.07				
72	Hasan	Arkalgud	GANJALAGODU	GP	RAGI	RF	211	4	2726.29				

Government of Karnataka
Directorate of Economics and Statistics
GP Level Average Yield data for Kharif season 2017-18

S.N	District	Taluk	Insurance Unit (hobli/ GP)	GP/HOBLI	Crop	IRR_RF	Area_Sown_Ha	No_CCE_Conducted	Average Yield(Kg/Ha)	Name_Of_Higher_Level	No_cce Conducted_Higher	Higher average Yield(Kg/Ha)	Synthetic Yield
73	Hasan	Arkalgud	HANDRANGI	GP	RAGI	RF	337	4	2288.75				
74	Hasan	Arkalgud	HANYALU	GP	RAGI	RF	277	4	2508.59				
75	Hasan	Arkalgud	HEBBALE	GP	RAGI	RF	112	4	1984.11				
76	Hasan	Arkalgud	HEGGADIHALLI	GP	RAGI	RF	115	4	1944.53				
77	Hasan	Arkalgud	HOLALAGODU	GP	RAGI	RF	204	4	2186.97				
78	Hasan	Arkalgud	HONNVALLI	GP	RAGI	RF	97	4	2088.01				
79	Hasan	Arkalgud	HULIKAL	GP	RAGI	RF	365	4	2261.19				
80	Hasan	Arkalgud	KADUVINAHOSAHALLI	GP	RAGI	RF	242	4	1909.89				
81	Hasan	Arkalgud	KALENAHALLI	GP	RAGI	RF	242	4	2053.38				
82	Hasan	Arkalgud	KATTEPURA	GP	RAGI	RF	442	4	1736.71				
83	Hasan	Arkalgud	KATTIMALLENAHALLI	GP	RAGI	RF	150			Hobli Level	31	2282.74	
84	Hasan	Arkalgud	KERALAPURA	GP	RAGI	RF	85	4	1578.53				
85	Hasan	Arkalgud	KONANUR	GP	RAGI	RF	39	4	2097.91				
86	Hasan	Arkalgud	KORATIKERE	GP	RAGI	RF	292	4	1535.83				
87	Hasan	Arkalgud	LAKKURAU	GP	RAGI	RF	167	4	2159.76				
88	Hasan	Arkalgud	MALLIPATNA	GP	RAGI	RF	386	4	2172.13				
89	Hasan	Arkalgud	RAMANATHAPURA	GP	RAGI	RF	223	4	2152.34				
90	Hasan	Arkalgud	RUDRAPATNA	GP	RAGI	RF	307	4	1593.22				

Government of Karnataka
Directorate of Economics and Statistics
GP Level Average Yield data for Kharif season 2017-18

S.N	District	Taluk	Insurance Unit (hobli/ GP)	GP/HOBLI	Crop	IRR_RF	Area_Sown_Ha	No_CCE_Conducted	Average Yield(Kg/Ha)	Name_Of_Higher_Level	No_cce Conducted_Higher	Higher average Yield(Kg/Ha)	Synthetic Yield
91	Hasan	Arkalgud	SANTEMARURU	GP	RAGI	RF	465	4	3715.87				
92	Hasan	Arkalgud.	SARAGOOR	GP	RAGI	RF	124	4	2132.55				
93	Hasan	Arkalgud	TARIGALALE	GP	RAGI	RF	204	4	1976.69				
94	Hasan	Arkalgud	VADDRAHALLI	GP	RAGI	RF	142	4	2345.31				
95	Hasan	Arkalgud	VIJAPURA FOREST	GP	RAGI	RF	318	4	3597.12				
96	Hasan	Arkalgud	YALAGATHAVALLI	GP	RAGI	RF	413	4	1984.11				
97	Hasan	Arsikere	AGGUNDA	GP	Green Gram (Moong Bean/ Moong)	RF	149	4	91.47				
98	Hasan	Arsikere	ARAKERE	GP	Green Gram (Moong Bean/ Moong)	RF	187	4	6.67				
99	Hasan	Arsikere	BAGESHPUR	GP	Green Gram (Moong Bean/ Moong)	RF	92	4	125.50				
100	Hasan	Arsikere	BAGIVALU	GP	Green Gram (Moong Bean/ Moong)	RF	120			Hobli Level	108	23.90	
101	Hasan	Arsikere	BANAVARA	GP	Green Gram (Moong Bean/ Moong)	RF	59	4	10.67				
102	Hasan	Arsikere	BANDUR	GP	Green Gram (Moong Bean/ Moong)	RF	122	4	0.00				
103	Hasan	Arsikere	BELAGUMBA	GP	Green Gram (Moong Bean/ Moong)	RF	213			Hobli Level	111	37.94	
104	Hasan	Arsikere	BENDEKERE	GP	Green Gram (Moong Bean/ Moong)	RF	251	4	93.38				
105	Hasan	Arsikere	CHAGACHAGERE	GP	Green Gram (Moong Bean/ Moong)	RF	182	4	7.43				
106	Hasan	Arsikere	D.M.KURKE	GP	Green Gram (Moong Bean/ Moong)	RF	319	4	0.00				

Government of Karnataka
Directorate of Economics and Statistics
GP Level Average Yield data for Kharif season 2017-18

S.N	District	Taluk	Insurance Unit (hobli/ GP)	GP/HOBLI	Crop	IRR_RF	Area_Sown_Ha	No_CCE_Conducted	Average Yield(Kg/Ha)	Name_Of_Higher_Level	No_cce_Conducted_Higher	Higher average Yield(Kg/Ha)	Synthetic Yield
107	Hasan	Arsikere	DUMMENAHALLI	GP	Green Gram (Moong Bean/ Moong)	RF	273	4	8.20				
108	Hasan	Arsikere	GANDASI	GP	Green Gram (Moong Bean/ Moong)	RF	84	4	21.73				
109	Hasan	Arsikere	GIJHALLI	GP	Green Gram (Moong Bean/ Moong)	RF	161	4	0.84				
110	Hasan	Arsikere	HABBANAGATTA	GP	Green Gram (Moong Bean/ Moong)	RF	193	4	0.76				
111	Hasan	Arsikere	HANDRAALU	GP	Green Gram (Moong Bean/ Moong)	RF	155	4	121.20				
112	Hasan	Arsikere	HARANAHALLI	GP	Green Gram (Moong Bean/ Moong)	RF	62	4	3.43				
113	Hasan	Arsikere	HEGGTTA	GP	Green Gram (Moong Bean/ Moong)	RF	151	4	0.95				
114	Hasan	Arsikere	HIRIYUR	GP	Green Gram (Moong Bean/ Moong)	RF	196	4	6.10				
115	Hasan	Arsikere	J.C.PUR	GP	Green Gram (Moong Bean/ Moong)	RF	240	4	1.14				
116	Hasan	Arsikere	JAJUR	GP	Green Gram (Moong Bean/ Moong)	RF	109	4	15.55				
117	Hasan	Arsikere	JAVAGAL	GP	Green Gram (Moong Bean/ Moong)	RF	146	4	0.00				
118	Hasan	Arsikere	K.SHANKARANAHALI	GP	Green Gram (Moong Bean/ Moong)	RF	382	4	0.00				
119	Hasan	Arsikere	KACHIGATTA	GP	Green Gram (Moong Bean/ Moong)	RF	396			Hobli Level	58	55.74	
120	Hasan	Arsikere	KALGUNDI	GP	Green Gram (Moong Bean/ Moong)	RF	153	4	19.63				
121	Hasan	Arsikere	KALYADI	GP	Green Gram (Moong Bean/ Moong)	RF	221	4	21.34				

Government of Karnataka
Directorate of Economics and Statistics
GP Level Average Yield data for Kharif season 2017-18

S.N	District	Taluk	Insurance Unit (hobli/ GP)	GP/HOBLI	Crop	IRR_RF	Area_Sown_Ha	No_CCE_Conducted	Average Yield(Kg/Ha)	Name_Of_Higher_Level	No_cce Conducted_Higher	Higher average Yield(Kg/Ha)	Synthetic Yield
122	Hasan	Arsikere	KAMASAMUDRA	GP	Green Gram (Moong Bean/ Moong)	RF	132	4	3.43				
123	Hasan	Arsikere	KANAKATTE	GP	Green Gram (Moong Bean/ Moong)	RF	214	4	40.78				
124	Hasan	Arsikere	KARAGUNDA	GP	Green Gram (Moong Bean/ Moong)	RF	195	4	0.00				
125	Hasan	Arsikere	KENKERE	GP	Green Gram (Moong Bean/ Moong)	RF	58	4	40.40				
126	Hasan	Arsikere	KOLAGUNDA	GP	Green Gram (Moong Bean/ Moong)	RF	122			Hobli Level	105	25.11	
127	Hasan	Arsikere	KONDENALU	GP	Green Gram (Moong Bean/ Moong)	RF	132	4	0.00				
128	Hasan	Arsikere	KURUVANKA	GP	Green Gram (Moong Bean/ Moong)	RF	361	4	60.98				
129	Hasan	Arsikere	LALANAKERE	GP	Green Gram (Moong Bean/ Moong)	RF	186			Hobli Level	61	26.28	
130	Hasan	Arsikere	MADALU	GP	Green Gram (Moong Bean/ Moong)	RF	119	4	202.00				
131	Hasan	Arsikere	MUDUDI	GP	Green Gram (Moong Bean/ Moong)	RF	114	4	5.34				
132	Hasan	Arsikere	MURUNDI	GP	Green Gram (Moong Bean/ Moong)	RF	68	4	186.00				
133	Hasan	Arsikere	NARASIPURA	GP	Green Gram (Moong Bean/ Moong)	RF	218	4	60.98				
134	Hasan	Arsikere	NERLIGE	GP	Green Gram (Moong Bean/ Moong)	RF	149	4	4.96				
135	Hasan	Arsikere	PURALEHALLI	GP	Green Gram (Moong Bean/ Moong)	RF	252			Hobli Level	61	53.82	
136	Hasan	Arsikere	RAMPURA	GP	Green Gram (Moong Bean/ Moong)	RF	138	4	171.51				



Government of Karnataka
Directorate of Economics and Statistics
GP Level Average Yield data for Kharif season 2017-18

S.N	District	Taluk	Insurance Unit (hobli/ GP)	GP/HOBLI	Crop	IRR_RF	Area_Sown_Ha	No_CCE_Conducted	Average Yield(Kg/Ha)	Name_Of_Higher_Level	No_cce_Conducted_Higher	Higher average Yield(Kg/Ha)	Synthetic Yield
137	Hasan	Arsikere	SHANEGERE	GP	Green Gram (Moong Bean/ Moong)	RF	314	4	43.83				
138	Hasan	Arsikere	TALALUR	GP	Green Gram (Moong Bean/ Moong)	RF	282	4	2.29				
139	Hasan	Arsikere	UNDIGANAALU	GP	Green Gram (Moong Bean/ Moong)	RF	86	4	12.20				
140	Hasan	Arsikere	YADAVANAHALLI	GP	Green Gram (Moong Bean/ Moong)	RF	144	4	8.96				
141	Hasan	Arsikere	AGGUNDA	GP	RAGI	RF	364	4	3211.19				
142	Hasan	Arsikere	ARAKERE	GP	RAGI	RF	962	4	3468.48				
143	Hasan	Arsikere	BAGESHPUR	GP	RAGI	RF	684	4	3478.37				
144	Hasan	Arsikere	BAGIVALU	GP	RAGI	RF	716	4	3117.18				
145	Hasan	Arsikere	BANAVARA	GP	RAGI	RF	99	4	3186.45				
146	Hasan	Arsikere	BANDUR	GP	RAGI	RF	650	4	3458.58				
147	Hasan	Arsikere	BELAGUMBA	GP	RAGI	RF	1103	4	2565.49				
148	Hasan	Arsikere	BENDEKERE	GP	RAGI	RF	633	4	3315.09				
149	Hasan	Arsikere	CHAGACHAGERE	GP	RAGI	RF	570	4	3171.61				
150	Hasan	Arsikere	D.M.KURKE	GP	RAGI	RF	340	4	3102.33				
151	Hasan	Arsikere	DUMMENAHALLI	GP	RAGI	RF	1150	4	3151.81				

(12)

Government of Karnataka
Directorate of Economics and Statistics
GP Level Average Yield data for Kharif season 2017-18

S.N	District	Taluk	Insurance Unit (hobli/ GP)	GP/HOBLI	Crop	IRR_RF	Area_Sown_Ha	No_CCE_Conducted	Average Yield(Kg/Ha)	Name_Of_Higher_Level	No_cce Conducted_Higher	Higher average Yield(Kg/Ha)	Synthetic Yield
152	Hasan	Arsikere	GANDASI	GP	RAGI	RF	281	4	2976.16				
153	Hasan	Arsikere	GIJHALLI	GP	RAGI	RF	481	4	1997.96				
154	Hasan	Arsikere	HABBANAGATTA	GP	RAGI	RF	880	4	2063.28				
155	Hasan	Arsikere	HANDRAALU	GP	RAGI	RF	535	4	2721.35				
156	Hasan	Arsikere	HARANAHALLI	GP	RAGI	RF	104	4	3146.86				
157	Hasan	Arsikere	HEGGTTA	GP	RAGI	RF	418	4	3250.77				
158	Hasan	Arsikere	HIRIYUR	GP	RAGI	RF	832	4	3356.66				
159	Hasan	Arsikere	J.C.PUR	GP	RAGI	RF	634	4	3787.62				
160	Hasan	Arsikere	JAJUR	GP	RAGI	RF	478	4	3513.01				
161	Hasan	Arsikere	JAVAGAL	GP	RAGI	RF	576	4	2290.88				
162	Hasan	Arsikere	K.SHANKARANAHALI	GP	RAGI	RF	980	4	3498.17				
163	Hasan	Arsikere	KACHIGATTA	GP	RAGI	RF	991	4	3509.30				
164	Hasan	Arsikere	KALGUNDI	GP	RAGI	RF	1117			Hobli Level	60	3386.58	
165	Hasan	Arsikere	KALYADI	GP	RAGI	RF	598	4	3527.86				
166	Hasan	Arsikere	KAMASAMUDRA	GP	RAGI	RF	1253	4	3171.60				

Government of Karnataka
Directorate of Economics and Statistics
GP Level Average Yield data for Kharif season 2017-18

S.N	District	Taluk	Insurance Unit (hobli/ GP)	GP/HOBLI	Crop	IRR_RF	Area_Sown_Ha	No_CCE_Conducted	Average Yield(Kg/Ha)	Name Of Higher Level	No_cce Conducted_Higher	Higher average Yield(Kg/Ha)	Synthetic Yield
167	Hasan	Arsikere	KANAKATTE	GP	RAGI	RF	879	4	3542.70				
168	Hasan	Arsikere	KARAGUNDA	GP	RAGI	RF	752	4	3513.01				
169	Hasan	Arsikere	KENKERE	GP	RAGI	RF	301	4	3666.40				
170	Hasan	Arsikere	KOLAGUNDA	GP	RAGI	RF	567	4	3547.65				
171	Hasan	Arsikere	KONDENALU	GP	RAGI	RF	476			Hobli Level	41	3284.68	
172	Hasan	Arsikere	KURUVANKA	GP	RAGI	RF	1127	4	3175.57				
173	Hasan	Arsikere	LALANAKERE	GP	RAGI	RF	441	4	3240.88				
174	Hasan	Arsikere	MADALU	GP	RAGI	RF	460	4	3226.03				
175	Hasan	Arsikere	MUDUDI	GP	RAGI	RF	554	4	3307.67				
176	Hasan	Arsikere	MURUNDI	GP	RAGI	RF	588	4	3540.22				
177	Hasan	Arsikere	NARASIPURA	GP	RAGI	RF	647	4	3483.32				
178	Hasan	Arsikere	NERLIGE	GP	RAGI	RF	807	4	3280.46				
179	Hasan	Arsikere	PURALEHALLI	GP	RAGI	RF	970	4	3863.57				
180	Hasan	Arsikere	RAMPURA	GP	RAGI	RF	582	4	3042.96				
181	Hasan	Arsikere	RANGAPURA	GP	RAGI	RF	1021	4	3616.92				

Government of Karnataka
Directorate of Economics and Statistics
GP Level Average Yield data for Kharif season 2017-18

S.N	District	Taluk	Insurance Unit (hobli/ GP)	GP/HOBLI	Crop	IRR_RF	Area_Sown_Ha	No_CCE_Conducted	Average Yield(Kg/Ha)	Name_Of_Higher_Level	No_cce_Conducted_Higher	Higher average Yield(Kg/Ha)	Synthetic Yield
182	Hasan	Arsikere	SHANEGERE	GP	RAGI	RF	1340	4	3537.75				
183	Hasan	Arsikere	TALALUR	GP	RAGI	RF	764	4	2543.22				
184	Hasan	Arsikere	UNDIGANAALU	GP	RAGI	RF	435	4	3280.46				
185	Hasan	Arsikere	YADAVANAHALLI	GP	RAGI	RF	717	4	3300.25				
186	Hasan	Belur	ADAGUR	GP	Maize (Makka)	RF	643	4	6924.95				
187	Hasan	Belur	ANDELE	GP	Maize (Makka)	RF	524	4	6919.71				
188	Hasan	Belur	BANTENAHALLI	GP	Maize (Makka)	RF	499	4	7753.21				
189	Hasan	Belur	BIKKODU	GP	Maize (Makka)	RF	195	4	6972.13				
190	Hasan	Belur	CATACATANAHALLI	GP	Maize (Makka)	RF	386	4	6243.46				
191	Hasan	Belur	CHIKANAHALLI	GP	Maize (Makka)	RF	64			Hobli Level	34	6744.48	
192	Hasan	Belur	CHIKKAMEDUR	GP	Maize (Makka)	RF	601	4	6447.91				
193	Hasan	Belur	DABBE	GP	Maize (Makka)	RF	472	4	6919.71				
194	Hasan	Belur	GANGUR	GP	Maize (Makka)	RF	402	4	7480.62				
195	Hasan	Belur	GHATTADAHALLI	GP	Maize (Makka)	RF	232	4	4940.77				
196	Hasan	Belur	GONISOMANAHALLI	GP	Maize (Makka)	RF	444	4	5745.45				
197	Hasan	Belur	HAGARE	GP	Maize (Makka)	RF	1014	4	7837.09				
198	Hasan	Belur	HALEBEEDU	GP	Maize (Makka)	RF	445	4	6917.08				

Government of Karnataka
Directorate of Economics and Statistics
GP Level Average Yield data for Kharif season 2017-18

S.N	District	Taluk	Insurance Unit (hobli/ GP)	GP/HOBLI	Crop	IRR RF	Area So wn_Ha	No_CCE_Conducte d	Average Yield(Kg/Ha)	Name_Of_Higher_Le vel	No_cce Conduct ed_High er	Higher average Yield(Kg/Ha)	SyntheticY ield
199	Hasan	Belur	HANIKE	GP	Maize (Makka)	RF	393	4	5347.05				
200	Hasan	Belur	HEBBALU	GP	Maize (Makka)	RF	393	4	6002.32				
201	Hasan	Belur	HULUGUNDI	GP	Maize (Makka)	RF	490	4	7706.03				
202	Hasan	Belur	HUNUGANAHALLI	GP	Maize (Makka)	RF	110			Hobli Level	28	6675.68	
203	Hasan	Belur	IBBIDU	GP	Maize (Makka)	RF	688	4	5949.90				
204	Hasan	Belur	KALLERE	GP	Maize (Makka)	RF	607			Hobli Level	28	6612.11	
205	Hasan	Belur	KESAGOODU	GP	Maize (Makka)	RF	212	4	6841.07				
206	Hasan	Belur	KODIHALLI	GP	Maize (Makka)	RF	619	4	5795.25				
207	Hasan	Belur	KOGILAMANE	GP	Maize (Makka)	RF	380	4	6080.95				
208	Hasan	Belur	KUSHAVARA	GP	Maize (Makka)	RF	258			Hobli Level	26	6684.71	
209	Hasan	Belur	LAKKUNDA	GP	Maize (Makka)	RF	167			Hobli Level	26	6685.03	
210	Hasan	Belur	MADAGUTTA	GP	Maize (Makka)	RF	231	4	6744.09				
211	Hasan	Belur	NARAYANAPURA	GP	Maize (Makka)	RF	435			Hobli Level	20	6597.83	
212	Hasan	Belur	RAJANASHIRIYUR	GP	Maize (Makka)	RF	545	4	5058.72				
213	Hasan	Belur	SANYASIHALLI	GP	Maize (Makka)	RF	805	4	6369.28				
214	Hasan	Belur	SAVASIHALLI	GP	Maize (Makka)	RF	1030	4	7265.69				
215	Hasan	Belur	THOLALU	GP	Maize (Makka)	RF	45	4	6466.26				
216	Hasan	Belur	THUMBUDEVANHAL LI	GP	Maize (Makka)	RF	67			Hobli Level	8	6692.98	

82

Government of Karnataka
Directorate of Economics and Statistics
GP Level Average Yield data for Kharif season 2017-18

S.N	District	Taluk	Insurance Unit (hobli/ GP)	GP/HOBLI	Crop	IRR_RF	Area_Sown_Ha	No_CCE_Conducted	Average Yield(Kg/Ha)	Name_Of_Higher_Level	No_cce Conducted_Higher	Higher average Yield(Kg/Ha)	Synthetic Yield
217	Hasan	Belur	YALAHANKA	GP	Maize (Makka)	RF	662	4	5399.47				
218	Hasan	Belur	YAMASANDI	GP	Maize (Makka)	RF	22			Hobli Level	20	6597.83	
219	Hasan	Chanrayapatna	AKKANAHALLI	GP	RAGI	RF	870	4	1883.96				
220	Hasan	Chanrayapatna	ANATHI	GP	RAGI	RF	425	4	3578.82				
221	Hasan	Chanrayapatna	ANEKERE	GP	RAGI	RF	591	4	3414.05				
222	Hasan	Chanrayapatna	BAGUR	GP	RAGI	RF	724	4	1626.47				
223	Hasan	Chanrayapatna	BALADERE	GP	RAGI	RF	830	4	2953.90				
224	Hasan	Chanrayapatna	BALAGANCHI	GP	RAGI	RF	728	4	1415.10				
225	Hasan	Chanrayapatna	BARAGUR	GP	RAGI	RF	486	4	2968.74				
226	Hasan	Chanrayapatna	BEKKA	GP	RAGI	RF	344	4	1818.25				
227	Hasan	Chanrayapatna	BELAGIHALLI	GP	RAGI	RF	567	4	937.88				
228	Hasan	Chanrayapatna	BYDARAHALLI	GP	RAGI	RF	546	4	2919.26				
229	Hasan	Chanrayapatna	CR Patna (ULB)	GP	RAGI	RF	241	4	3292.83				
230	Hasan	Chanrayapatna	D.KALENAHALLI	GP	RAGI	RF	236	4	1385.41				
231	Hasan	Chanrayapatna	DAMMANINGALA	GP	RAGI	RF	688	4	2335.51				
232	Hasan	Chanrayapatna	DIDAGA	GP	RAGI	RF	870	4	1530.39				
233	Hasan	Chanrayapatna	DINDAGOOR	GP	RAGI	RF	447	4	3488.27				
234	Hasan	Chanrayapatna	GOWDAGERE	GP	RAGI	RF	771	4	3146.87				

Government of Karnataka
Directorate of Economics and Statistics
GP Level Average Yield data for Kharif season 2017-18

S.N	District	Taluk	Insurance Unit (hobli/ GP)	GP/HOBLI	Crop	IRR_RF	Area_Sown_Ha	No_CCE_Conducted	Average Yield(Kg/Ha)	Name_Of_Higher_Level	No_cce_Conducted_Higher	Higher average Yield(Kg/Ha)	Synthetic Yield
235	Hasan	Chanrayapatna	GULASUNDA	GP	RAGI	RF	472	4	3513.01				
236	Hasan	Chanrayapatna	HIRISAVE	GP	RAGI	RF	647	4	941.09				
237	Hasan	Chanrayapatna	JAMBUR	GP	RAGI	RF	627	4	3809.88				
238	Hasan	Chanrayapatna	JANIVARA	GP	RAGI	RF	730	4	4007.80				
239	Hasan	Chanrayapatna	JINNENAHALLI	GP	RAGI	RF	807	4	196.68				
240	Hasan	Chanrayapatna	JUTTANAHALLI	GP	RAGI	RF	534	4	3364.57				
241	Hasan	Chanrayapatna	KABBALI	GP	RAGI	RF	781	4	2607.54				
242	Hasan	Chanrayapatna	KABBALU	GP	RAGI	RF	202	4	3080.07				
243	Hasan	Chanrayapatna	KALKERE	GP	RAGI	RF	858	4	3624.34				
244	Hasan	Chanrayapatna	KANTARAPURA	GP	RAGI	RF	686	4	3745.56				
245	Hasan	Chanrayapatna	KAREHALLI	GP	RAGI	RF	405			Hobli Level	26	3154.49	
246	Hasan	Chanrayapatna	KEMBALU	GP	RAGI	RF	627	4	3710.93				
247	Hasan	Chanrayapatna	KUMBHENAHALLI	GP	RAGI	RF	688	4	2464.06				
248	Hasan	Chanrayapatna	KUNDOOR	GP	RAGI	RF	643	4	2746.08				
249	Hasan	Chanrayapatna	M.SHIVARA	GP	RAGI	RF	526	4	3513.01				
250	Hasan	Chanrayapatna	MATHIGHATTA	GP	RAGI	RF	1195	4	1339.78				
251	Hasan	Chanrayapatna	MATTANAVILE	GP	RAGI	RF	688	4	2340.36				
252	Hasan	Chanrayapatna	NALLUR	GP	RAGI	RF	494	4	1589.52				

Government of Karnataka
Directorate of Economics and Statistics
GP Level Average Yield data for Kharif season 2017-18

S:N	District	Taluk	Insurance Unit (hobli/ GP)	GP/HOBLI	Crop	IRR_RF	Area_Sown_Ha	No_CCE_Conducted	Average Yield(Kg/Ha)	Name_Of_Higher_Level	No_cce_Conducted_Higher	Higher average Yield(Kg/Ha)	Synthetic Yield
253	Hasan	Chanrayapatna	NAVILE	GP	RAGI	RF	304	4	3315.09				
254	Hasan	Chanrayapatna	NORANAKKI GATE	GP	RAGI	RF	728	4	2770.83				
255	Hasan	Chanrayapatna	NUGGEHALLI	GP	RAGI	RF	485	4	2276.04				
256	Hasan	Chanrayapatna	SANTESHIVARA	GP	RAGI	RF	991	4	3414.05				
257	Hasan	Chanrayapatna	SATHENAHALLI	GP	RAGI	RF	648	4	3517.96				
258	Hasan	Chanrayapatna	SHARAVANABELAGULA	GP	RAGI	RF	100	4	3206.83				
259	Hasan	Chanrayapatna	SUNDAHALLI	GP	RAGI	RF	405	4	2622.39				
260	Hasan	Chanrayapatna	TAGADUR	GP	RAGI	RF	708	4	2574.39				
261	Hasan	Hassan	A.HOSAHALLI	GP	Maize (Makka)	IRR	8	4	7958.73				
262	Hasan	Hassan	AMBUGA	GP	Maize (Makka)	IRR	1	4	8472.68				
263	Hasan	Hassan	ANKAPURA	GP	Maize (Makka)	IRR	28	4	7298.47				
264	Hasan	Hassan	B.KATIHALLI	GP	Maize (Makka)	IRR	30	4	6340.52				
265	Hasan	Hassan	BASAVAGATTA	GP	Maize (Makka)	IRR	9	4	5958.87				
266	Hasan	Hassan	BHUVANAHALLI	GP	Maize (Makka)	IRR	23	4	11281.65				
267	Hasan	Hassan	BYLAHALLI	GP	Maize (Makka)	IRR	24	4	7042.76				
268	Hasan	Hassan	DODDAGENIGERE	GP	Maize (Makka)	IRR	5	4	7676.31				
269	Hasan	Hassan	DUDDA	GP	Maize (Makka)	IRR	16	4	7218.32				
270	Hasan	Hassan	HANUMANTHAPURA	GP	Maize (Makka)	IRR	1	4	7683.94				

Government of Karnataka
Directorate of Economics and Statistics
GP Level Average Yield data for Kharif season 2017-18

S.N	District	Taluk	Insurance Unit (hobli/ GP)	GP/HOBLI	Crop	IRR_IRF	Area_Sown_Ha	No_CCE_Conducted	Average Yield(Kg/Ha)	Name_Of_Higher_Level	No_cce_Conducted_Higher	Higher average Yield(Kg/Ha)	Synthetic Yield
271	Hasan	Hassan	HARALAHALLI	GP	Maize (Makka)	IRR	25	4	8345.47				
272	Hasan	Hassan	HERAGU	GP	Maize (Makka)	IRR	16	4	6068.28				
273	Hasan	Hassan	HONNAVARA	GP	Maize (Makka)	IRR	6	4	7653.41				
274	Hasan	Hassan	HUVINAHALLIKAVAL	GP	Maize (Makka)	IRR	36	4	10126.51				
275	Hasan	Hassan	JAGARAVALLI	GP	Maize (Makka)	IRR	1	4	7683.94				
276	Hasan	Hassan	KABBALI	GP	Maize (Makka)	IRR	17	4	9541.31				
277	Hasan	Hassan	KANDALI	GP	Maize (Makka)	IRR	22	4	6935.90				
278	Hasan	Hassan	KARLE	GP	Maize (Makka)	IRR	53	4	7544.00				
279	Hasan	Hassan	KATTAYA	GP	Maize (Makka)	IRR	61	4	7185.24				
280	Hasan	Hassan	KORAVANGALA	GP	Maize (Makka)	IRR	11	4	9032.44				
281	Hasan	Hassan	KOWSHIKA	GP	Maize (Makka)	IRR	2	4	6956.25				
282	Hasan	Hassan	KUDURUGUNDI	GP	Maize (Makka)	IRR	2	4	6004.67				
283	Hasan	Hassan	MANACANAHALLI	GP	Maize (Makka)	IRR	6			Hobli Level	36	8292.32	
284	Hasan	Hassan	MARKULI	GP	Maize (Makka)	IRR	2	4	8365.82				
285	Hasan	Hassan	MELAGODU	GP	Maize (Makka)	IRR	8	4	9106.23				
286	Hasan	Hassan	MOSALEHOSAHALLI	GP	Maize (Makka)	IRR	1	4	9386.11				
287	Hasan	Hassan	NITTURAU	GP	Maize (Makka)	IRR	13	4	7088.56				
288	Hasan	Hassan	SALAGAME	GP	Maize (Makka)	IRR	31	4	8126.65				

Government of Karnataka
Directorate of Economics and Statistics
GP Level Average Yield data for Kharif season 2017-18

S.N	District	Taluk	Insurance Unit (hobli/ GP)	GP/HOBLI	Crop	IRR -RF	Area_Sown_Ha	No_CCE_Conducted	Average Yield(Kg/Ha)	Name_Of_Higher_Level	No_cce_Conducted_Higher	Higher average Yield(Kg/Ha)	Synthetic Yield
289	Hasan	Hassan	SATYAMANGALA	GP	Maize (Makka)	IRR	0			Hobli Level	36	8292.32	
290	Hasan	Hassan	SEEGE	GP	Maize (Makka)	IRR	6	4	7304.32				
291	Hasan	Hassan	SHANKARANAHALI	GP	Maize (Makka)	IRR	36	4	5984.31				
292	Hasan	Hassan	SHANTHIGRAMA	GP	Maize (Makka)	IRR	2	4	7327.73				
293	Hasan	Hassan	SHETTIHALLI	GP	Maize (Makka)	IRR	31	4	6952.69				
294	Hasan	Hassan	TATTEKERE	GP	Maize (Makka)	IRR	22	4	7429.50				
295	Hasan	Hassan	TEJUR	GP	Maize (Makka)	IRR	12	4	8243.70				
296	Hasan	Hassan	UGANE	GP	Maize (Makka)	IRR	11	4	7152.17				
297	Hasan	Hassan	A.HOSAHALLI	GP	Maize (Makka)	RF	663	4	5808.36				
298	Hasan	Hassan	AMBUGA	GP	Maize (Makka)	RF	192	4	5412.57				
299	Hasan	Hassan	ANKAPURA	GP	Maize (Makka)	RF	693	4	5292.00				
300	Hasan	Hassan	B.KATIHALLI	GP	Maize (Makka)	RF	383	4	6204.14				
301	Hasan	Hassan	BASAVAGATTA	GP	Maize (Makka)	RF	409	4	7339.08				
302	Hasan	Hassan	BHUVANAHALI	GP	Maize (Makka)	RF	105	4	7868.54				
303	Hasan	Hassan	BYLAHALLI	GP	Maize (Makka)	RF	773	4	6400.73				
304	Hasan	Hassan	CHANNANGIHALLI	GP	Maize (Makka)	RF	298	4	8266.95				
305	Hasan	Hassan	DODDAGENIGERE	GP	Maize (Makka)	RF	869	4	6264.43				
306	Hasan	Hassan	DUDDA	GP	Maize (Makka)	RF	248	4	5721.86				

Government of Karnataka
 Directorate of Economics and Statistics
 GP Level Average Yield data for Kharif season 2017-18

S.N	District	Taluk	Insurance Unit (hobli/ GP)	GP/HOBLI	Crop	IRR_RF	Area_Sown_Ha	No_CCE_Conducted	Average Yield(Kg/Ha)	Name_Of_Higher_Level	No_cce_Conducted_Higher	Higher average Yield(Kg/Ha)	Synthetic Yield
307	Hasan	Hassan	GADENAHALLI	GP	Maize (Makka)	RF	325	4	7358.48				
308	Hasan	Hassan	GORUR	GP	Maize (Makka)	RF	20	4	6238.22				
309	Hasan	Hassan	HANUMANTHAPUR A	GP	Maize (Makka)	RF	667	4	6972.12				
310	Hasan	Hassan	HARALAHALLI	GP	Maize (Makka)	RF	366	4	6867.28				
311	Hasan	Hassan	HERAGU	GP	Maize (Makka)	RF	371	4	8088.72				
312	Hasan	Hassan	HONNAVARA	GP	Maize (Makka)	RF	314	4	6814.86				
313	Hasan	Hassan	HUVINAHALLIKAVAL	GP	Maize (Makka)	RF	625	4	8896.01				
314	Hasan	Hassan	JAGARAVALLI	GP	Maize (Makka)	RF	512	4	7548.77				
315	Hasan	Hassan	KABBALI	GP	Maize (Makka)	RF	548	4	8078.23				
316	Hasan	Hassan	KANDALI	GP	Maize (Makka)	RF	590	4	7045.52				
317	Hasan	Hassan	KARLE	GP	Maize (Makka)	RF	628	4	6175.31				
318	Hasan	Hassan	KATTAYA	GP	Maize (Makka)	RF	699	4	8544.79				
319	Hasan	Hassan	KORAVANGALA	GP	Maize (Makka)	RF	95	4	7842.33				
320	Hasan	Hassan	KOWSHIKA	GP	Maize (Makka)	RF	394	4	6028.53				
321	Hasan	Hassan	KUDURUGUNDI	GP	Maize (Makka)	RF	325	4	7247.34				
322	Hasan	Hassan	MADENUR	GP	Maize (Makka)	RF	367	4	6843.69				
323	Hasan	Hassan	MANACANAHALLI	GP	Maize (Makka)	RF	220	4	7286.66				
324	Hasan	Hassan	MARKULI	GP	Maize (Makka)	RF	505	4	6343.06				

82

Government of Karnataka
Directorate of Economics and Statistics
GP Level Average Yield data for Kharif season 2017-18

S.N	District	Taluk	Insurance Unit (hobli/ GP)	GP/HOBLI	Crop	IRR RF	Area_Sown_Ha	No_CCE_Conducted	Average Yield(Kg/Ha)	Name_Of_Higher_Level	No_cce_Conducted_Higher	Higher average Yield(Kg/Ha)	Synthetic Yield
325	Hasan	Hassan	MELAGODU	GP	Maize (Makka)	RF	452	4	7255.21				
326	Hasan	Hassan	MOSALEHOSAHALLI	GP	Maize (Makka)	RF	729	4	5928.93				
327	Hasan	Hassan	NITTURAU	GP	Maize (Makka)	RF	555	4	6162.21				
328	Hasan	Hassan	SALAGAME	GP	Maize (Makka)	RF	677	4	8025.81				
329	Hasan	Hassan	SEEGE	GP	Maize (Makka)	RF	488	4	6943.82				
330	Hasan	Hassan	SHANKARANAHALI	GP	Maize (Makka)	RF	788	4	5703.51				
331	Hasan	Hassan	SHANTHIGRAMA	GP	Maize (Makka)	RF	360	4	8492.36				
332	Hasan	Hassan	SHETTIHALLI	GP	Maize (Makka)	RF	700	4	7160.85				
333	Hasan	Hassan	TATTEKERE	GP	Maize (Makka)	RF	513	4	7299.76				
334	Hasan	Hassan	TEJUR	GP	Maize (Makka)	RF	559	4	6196.28				
335	Hasan	Hassan	UGANE	GP	Maize (Makka)	RF	749	4	5923.69				
336	Hasan	Hassan	YALUGUNDA	GP	Maize (Makka)	RF	647	4	6112.41				
337	Hasan	Holenarasipura	ANEKANNAMBAADI	GP	PADDY	IRR	9			Hobli Level	40	4700.80	
338	Hasan	Holenarasipura	BAGIVALU	GP	PADDY	IRR	83	4	6043.08				
339	Hasan	Holenarasipura	BIDARAKKA	GP	PADDY	IRR	18	4	3184.17				
340	Hasan	Holenarasipura	DODDABYGATHAVALLI	GP	PADDY	IRR	99	4	2448.48				
341	Hasan	Holenarasipura	DODDAHALLI	GP	PADDY	IRR	17	4	5438.86				
342	Hasan	Holenarasipura	DODDAKADANUR	GP	PADDY	IRR	42	4	4658.41				

Government of Karnataka
Directorate of Economics and Statistics
GP Level Average Yield data for Kharif season 2017-18

S.N	District	Taluk	Insurance Unit (hobli/ GP)	GP/HOBLI	Crop	IRR_RF	Area_Sown_Ha	No_CCE_Conducted	Average Yield(Kg/Ha)	Name_Of_Higher_Level	No_cce_Conducted_Higher	Higher average Yield(Kg/Ha)	Synthetic Yield
343	Hasan	Holenarasipura	DODDAKUNCHE	GP	PADDY	IRR	83	4	3372.48				
344	Hasan	Holenarasipura	HALEKOTE	GP	PADDY	IRR	58	4	5011.64				
345	Hasan	Holenarasipura	HALLIMYSORE	GP	PADDY	IRR	45	4	0.00				
346	Hasan	Holenarasipura	HANGARAHALLI	GP	PADDY	IRR	44	4	5192.54				
347	Hasan	Holenarasipura	HARIHARAPURA	GP	PADDY	IRR	67	4	4673.54				
348	Hasan	Holenarasipura	ICHANAHALLI	GP	PADDY	IRR	170			Hobli Level	28	4435.27	
349	Hasan	Holenarasipura	KATTEBELAGULI	GP	PADDY	IRR	83	4	4653.28				
350	Hasan	Holenarasipura	KERAGODU	GP	PADDY	IRR	64	4	4958.89				
351	Hasan	Holenarasipura	KODIHALLI	GP	PADDY	IRR	150	4	3090.85				
352	Hasan	Holenarasipura	KYTANAHALLI	GP	PADDY	IRR	13	4	6299.87				
353	Hasan	Holenarasipura	MALALI	GP	PADDY	IRR	76	4	4211.32				
354	Hasan	Holenarasipura	MALLAPPANAHALLI	GP	PADDY	IRR	261	4	6034.52				
355	Hasan	Holenarasipura	MUDALAHIPPE	GP	PADDY	IRR	329	4	4016.63				
356	Hasan	Holenarasipura	NAGARANAHALLI	GP	PADDY	IRR	6	4	5726.41				
357	Hasan	Holenarasipura	NIDUVANI	GP	PADDY	IRR	48	4	5780.71				
358	Hasan	Holenarasipura	ODANAHALLI	GP	PADDY	IRR	49	4	5799.48				
359	Hasan	Holenarasipura	PADUVALAHIPPE	GP	PADDY	IRR	31	4	5007.37				
360	Hasan	Holenarasipura	SANKANAHALLI	GP	PADDY	IRR	122	4	3415.28				

Government of Karnataka
Directorate of Economics and Statistics
GP Level Average Yield data for Kharif season 2017-18

S.N	District	Taluk	Insurance Unit (hobli/ GP)	GP/HOBLI	Crop	IRR_RF	Area_Sown_Ha	No_CCE_Conducted	Average Yield(Kg/Ha)	Name_Of_Higher_Level	No_cce Conducted_Higher	Higher average Yield(Kg/Ha)	Synthetic Yield
361	Hasan	Holenarasipura	SHARAVANUR	GP	PADDY	IRR	78	4	5024.49				
362	Hasan	Holenarasipura	TATANAHALLI	GP	PADDY	IRR	65	4	5015.93				
363	Hasan	Holenarasipura	ANEKANNAMBAADI	GP	RAGI	RF	230	4	1481.90				
364	Hasan	Holenarasipura	BAGIVALU	GP	RAGI	RF	328	4	2308.20				
365	Hasan	Holenarasipura	BIDARAKKA	GP	RAGI	RF	235	4	1979.16				
366	Hasan	Holenarasipura	DODDABYGATHAVALLI	GP	RAGI	RF	140			Hobli Level	27	2449.75	
367	Hasan	Holenarasipura	DODDAHALLI	GP	RAGI	RF	219	4	2733.72				
368	Hasan	Holenarasipura	DODDAKADANUR	GP	RAGI	RF	239	4	2154.81				
369	Hasan	Holenarasipura	DODDAKUNCHE	GP	RAGI	RF	310	4	2325.51				
370	Hasan	Holenarasipura	HALEKOTE	GP	RAGI	RF	219	4	2763.40				
371	Hasan	Holenarasipura	HALLIMYSORE	GP	RAGI	RF	227	4	0.00				
372	Hasan	Holenarasipura	HANGARAHALLI	GP	RAGI	RF	106	4	2214.19				
373	Hasan	Holenarasipura	HARIHARAPURA	GP	RAGI	RF	223	4	2664.45				
374	Hasan	Holenarasipura	ICHANAHALLI	GP	RAGI	RF	212	4	2491.27				
375	Hasan	Holenarasipura	KATTEBELAGULI	GP	RAGI	RF	281	4	2533.33				
376	Hasan	Holenarasipura	KERAGODU	GP	RAGI	RF	80	4	2701.56				
377	Hasan	Holenarasipura	KODIHALLI	GP	RAGI	RF	555	4	2144.92				
378	Hasan	Holenarasipura	KYTANAHALLI	GP	RAGI	RF	216	4	1865.36				

Government of Karnataka
Directorate of Economics and Statistics
GP Level Average Yield data for Kharif season 2017-18

S.N	District	Taluk	Insurance Unit (hobli/ GP)	GP/HOBLI	Crop	IRR_RF	Area_Sown_Ha	No_CCE_Conducted	Average Yield(Kg/Ha)	Name_Of_Higher_Level	No_cce_Conducted_Higher	Higher average Yield(Kg/Ha)	Synthetic Yield
379	Hasan	Holenarasipura	MALALI	GP	RAGI	RF	281	4	2712.94				
380	Hasan	Holenarasipura	MALLAPPANAHALLI	GP	RAGI	RF	257	4	2425.89				
381	Hasan	Holenarasipura	MUDALAHIPPE	GP	RAGI	RF	360	4	2424.47				
382	Hasan	Holenarasipura	NAGARANAHALLI	GP	RAGI	RF	326	4	1855.46				
383	Hasan	Holenarasipura	NIDUVANI	GP	RAGI	RF	257	4	2452.18				
384	Hasan	Holenarasipura	ODANAHALLI	GP	RAGI	RF	282	4	2038.54				
385	Hasan	Holenarasipura	PADUVALAHIPPE	GP	RAGI	RF	40	4	2588.74				
386	Hasan	Holenarasipura	SANKANAHALLI	GP	RAGI	RF	172	4	2567.96				
387	Hasan	Holenarasipura	SHARAVANUR	GP	RAGI	RF	296	4	2770.83				
388	Hasan	Holenarasipura	TATANAHALLI	GP	RAGI	RF	107	4	2298.30				
389	Hasan	Sakleshpura	ANEMAHAL	GP	PADDY	RF	283	4	4612.39				
390	Hasan	Sakleshpura	BAAGE	GP	PADDY	RF	207	4	2813.45				
391	Hasan	Sakleshpura	BALLUPETE	GP	PADDY	RF	117			Hobli Level	19	3502.40	
392	Hasan	Sakleshpura	BELAGODU	GP	PADDY	RF	341	4	2231.94				
393	Hasan	Sakleshpura	BIRADAHALLI	GP	PADDY	RF	262	4	3509.37				
394	Hasan	Sakleshpura	BYAKARAVALLI	GP	PADDY	RF	442	4	5523.10				
395	Hasan	Sakleshpura	CHANGADIHALLI	GP	PADDY	RF	373	4	3460.09				
396	Hasan	Sakleshpura	DEVALADAKERE	GP	PADDY	RF	399	4	5377.62				

82


Government of Karnataka
Directorate of Economics and Statistics
GP Level Average Yield data for Kharif season 2017-18

S.N	District	Taluk	Insurance Unit (hobli/ GP)	GP/HOBLI	Crop	IRR_RF	Area_Sown_Ha	No_CCE_Conducted	Average Yield(Kg/Ha)	Name_Of_Higher_Level	No_cce_Conducted_Higher	Higher average Yield(Kg/Ha)	Synthetic Yield
397	Hasan	Sakleshpura	HALASULIGE	GP	PADDY	RF	214	4	4717.03				
398	Hasan	Sakleshpura	HANUBALU	GP	PADDY	RF	456	4	5810.79				
399	Hasan	Sakleshpura	HEBBASALE	GP	PADDY	RF	354	4	6158.36				
400	Hasan	Sakleshpura	HEGGADDE	GP	PADDY	RF	143	4	4734.33				
401	Hasan	Sakleshpura	HETTUR	GP	PADDY	RF	386	4	5205.23				
402	Hasan	Sakleshpura	HOGADAHALLA	GP	PADDY	RF	466	4	4604.46				
403	Hasan	Sakleshpura	HOSUR	GP	PADDY	RF	370			Hobli Level	16	4220.65	
404	Hasan	Sakleshpura	IGOOR	GP	PADDY	RF	298			Hobli Level	16	4220.65	
405	Hasan	Sakleshpura	KAYMANAHALLI	GP	PADDY	RF	384	4	6266.54				
406	Hasan	Sakleshpura	KUNIGANAHALLI	GP	PADDY	RF	331	4	4229.45				
407	Hasan	Sakleshpura	KURUBHATTUR	GP	PADDY	RF	382			Hobli Level	32	4656.92	
408	Hasan	Sakleshpura	KYNAHALLI	GP	PADDY	RF	341	4	6673.00				
409	Hasan	Sakleshpura	MALALI	GP	PADDY	RF	323			Hobli Level	26	5232.69	
410	Hasan	Sakleshpura	Sakaleshpura (ULB)	GP	PADDY	RF	65	4	5812.96				
411	Hasan	Sakleshpura	UCHANGI	GP	PADDY	RF	373	4	4461.03				
412	Hasan	Sakleshpura	UDEVARA	GP	PADDY	RF	160	4	4356.72				
413	Hasan	Sakleshpura	VALALAHALLI	GP	PADDY	RF	370	4	4427.39				
414	Hasan	Sakleshpura	VANGUR	GP	PADDY	RF	706			Hobli Level	32	4621.31	

(9)

Government of Karnataka
Directorate of Economics and Statistics
GP Level Average Yield data for Kharif season 2017-18

S.N	District	Taluk	Insurance Unit (hobli/ GP)	GP/HOBLI	Crop	IRR_RF	Area_Sown_Ha	No_CCE_Conducted	Average Yield(Kg/Ha)	Name_Of_Higher_Level	No_cce Conducted_Higher	Higher average Yield(Kg/Ha)	Synthetic Yield
415	Hasan	Sakleshpura	YASALUR	GP	PADDY	RF	210	4	4889.38				


Joint Director
Crop insurance scheme Division
Directorate of Economics and Statistics

8

Government of Karnataka
Directorate of Economics and Statistics
GP Level Average Yield data for Kharif season 2017-18

S.N	District	Taluk	Insurance Unit (hobli/ GP)	GP/HOBLI	Crop	IRR_RF	Area_Sown_Ha	No_CCE_Conducted	Average Yield(Kg/Ha)	Name_Of_Higher_Level	No_cce Conducted_Higher	Higher average Yield(Kg/Ha)	Synthetic Yield
1	Haveri	Byadagi	BANNIHATTI	GP	Maize (Makka)	RF	618	4	5032.51				
2	Haveri	Byadagi	BISALHALLI	GP	Maize (Makka)	RF	691	4	5297.24				
3	Haveri	Byadagi	BUDAPANAHALLI	GP	Maize (Makka)	RF	1287	4	3663.25				
4	Haveri	Byadagi	Byadagi (ULB)	GP	Maize (Makka)	RF	776	4	3515.16				
5	Haveri	Byadagi	CHIKKABASUR	GP	Maize (Makka)	RF	858	4	5462.37				
6	Haveri	Byadagi	GHALAPUJI	GP	Maize (Makka)	RF	931	4	5299.86				
7	Haveri	Byadagi	GUNDENAHALLI	GP	Maize (Makka)	RF	965	4	5048.24				
8	Haveri	Byadagi	HEDIGGONDA	GP	Maize (Makka)	RF	1214	4	4413.93				
9	Haveri	Byadagi	HIREANAJI	GP	Maize (Makka)	RF	959	4	8004.84				
10	Haveri	Byadagi	HIREHALLI	GP	Maize (Makka)	RF	548	4	6007.56				
11	Haveri	Byadagi	KADARAMANDALAGI	GP	Maize (Makka)	RF	966	4	4693.34				
12	Haveri	Byadagi	KAGINELE	GP	Maize (Makka)	RF	731	4	5973.49				
13	Haveri	Byadagi	KALLEDEVARU	GP	Maize (Makka)	RF	1910	4	3591.70				
14	Haveri	Byadagi	KERAVADI	GP	Maize (Makka)	RF	1404	4	4670.80				
15	Haveri	Byadagi	KUMMUR	GP	Maize (Makka)	RF	871	4	5001.06				
16	Haveri	Byadagi	MALLUR	GP	Maize (Makka)	RF	677	4	5179.30				
17	Haveri	Byadagi	MASANAGI	GP	Maize (Makka)	RF	880	4	4890.97				
18	Haveri	Byadagi	MATIURA	GP	Maize (Makka)	RF	997	4	4136.10				

Government of Karnataka
Directorate of Economics and Statistics
GP Level Average Yield data for Kharif season 2017-18

S.N	District	Taluk	Insurance Unit (hobli/ GP)	GP/HOBLI	Crop	IRR_RF	Area_Sown_Ha	No_CCE_Conducted	Average Yield(Kg/Ha)	Name_Of_Higher_Level	No_cce Conducted_Higher	Higher average Yield(Kg/Ha)	Synthetic yield
19	Haveri	Byadagi	MOTEBENNUR	GP	Maize (Makka)	RF	1376	4	3065.38				
20	Haveri	Byadagi	SHIDENUR	GP	Maize (Makka)	RF	1216	4	3950.29				
21	Haveri	Byadagi	SUDAMBI	GP	Maize (Makka)	RF	1045	4	5247.45				
22	Haveri	Byadagi	TADAS	GP	Maize (Makka)	RF	239	4	5845.05				
23	Haveri	Hangal	ADUR	GP	Maize (Makka)	RF	252	4	5740.21				
24	Haveri	Hangal	AKKIALUR	GP	Maize (Makka)	RF	144	4	5189.78				
25	Haveri	Hangal	ALADAKATTI	GP	Maize (Makka)	RF	1020	4	6587.88				
26	Haveri	Hangal	ARALESHWAR	GP	Maize (Makka)	RF	286	4	5877.82				
27	Haveri	Hangal	BAICHAVALI	GP	Maize (Makka)	RF	489	4	4744.19				
28	Haveri	Hangal	BALAMBEED	GP	Maize (Makka)	RF	740	4	6120.27				
29	Haveri	Hangal	BELAGALPETE	GP	Maize (Makka)	RF	495	4	6039.01				
30	Haveri	Hangal	BOMMANAHALLI	GP	Maize (Makka)	RF	382	4	5436.16				
31	Haveri	Hangal	CHIKKANSHIHOSUR	GP	Maize (Makka)	RF	190	4	4062.71				
32	Haveri	Hangal	DOLLESHWAR	GP	Maize (Makka)	RF	326	4	4550.23				
33	Haveri	Hangal	GEJJHALLI	GP	Maize (Makka)	RF	329	4	5753.32				
34	Haveri	Hangal	GONDI	GP	Maize (Makka)	RF	407	4	4780.89				
35	Haveri	Hangal	Hangal(ULB)	GP	Maize (Makka)	RF	590	4	6067.85				
36	Haveri	Hangal	HAVANAGI	GP	Maize (Makka)	RF	272	4	5331.32				

②

Government of Karnataka
Directorate of Economics and Statistics
GP Level Average Yield data for Kharif season 2017-18

S.N	District	Taluk	Insurance Unit (hobli/ GP)	GP/HOBLI	Crop	IRR_RF	Area_Sown_Ha	No_CCE_Conducted	Average Yield(Kg/Ha)	Name_Of_Higher_Level	No_cce_Conducted_Higher	Higher average Yield(Kg/Ha)	Synthetic yield
37	Haveri	Hangal	HEERUR	GP	Maize (Makka)	RF	282	4	2175.51				
38	Haveri	Hangal	HERUR	GP	Maize (Makka)	RF	462	4	5850.29				
39	Haveri	Hangal	HIREHULLAL	GP	Maize (Makka)	RF	216	4	6290.64				
40	Haveri	Hangal	HIREKANAGI	GP	Maize (Makka)	RF	156	4	3866.18				
41	Haveri	Hangal	HONKANA	GP	Maize (Makka)	RF	199	4	4167.55				
42	Haveri	Hangal	HULLATTI	GP	Maize (Makka)	RF	221	4	3797.10				
43	Haveri	Hangal	KALLAPUR	GP	Maize (Makka)	RF	507	4	5939.94				
44	Haveri	Hangal	KANCHINEGALUR	GP	Maize (Makka)	RF	206	4	5871.26				
45	Haveri	Hangal	KARAGUDARI	GP	Maize (Makka)	RF	682	4	5423.06				
46	Haveri	Hangal	KELAVARAKOPPA	GP	Maize (Makka)	RF	669	4	5845.06				
47	Haveri	Hangal	KIRAVADI	GP	Maize (Makka)	RF	720	4	4424.42				
48	Haveri	Hangal	KOPPARASHIKOPPA	GP	Maize (Makka)	RF	299	4	3436.26				
49	Haveri	Hangal	KUDAL	GP	Maize (Makka)	RF	66	4	3826.81				
50	Haveri	Hangal	KUSANUR	GP	Maize (Makka)	RF	459	4	5745.45				
51	Haveri	Hangal	MALAGUND	GP	Maize (Makka)	RF	221	4	5457.13				
52	Haveri	Hangal	MANTAGI	GP	Maize (Makka)	RF	199	4	5467.62				
53	Haveri	Hangal	MARANABEED	GP	Maize (Makka)	RF	657	4	4648.31				
54	Haveri	Hangal	MASANAKATTI	GP	Maize (Makka)	RF	745	4	4508.29				

Government of Karnataka
Directorate of Economics and Statistics
GP Level Average Yield data for Kharif season 2017-18

S.N	District	Taluk	Insurance Unit (hobli/ GP)	GP/HOBLI	Crop	IRR_RF	Area_Sown_Ha	No_CCE_Conducted	Average Yield(Kg/Ha)	Name_Of_Higher_Level	No_cce Conducted_Higher	Higher average Yield(Kg/Ha)	Synthetic Yield
55	Haveri	Hangal	NAREGAL	GP	Maize (Makka)	RF	181	4	5871.27				
56	Haveri	Hangal	SAMMASAGI	GP	Maize (Makka)	RF	467	4	6573.72				
57	Haveri	Hangal	SANVASAGI	GP	Maize (Makka)	RF	886	4	6253.94				
58	Haveri	Hangal	SHADAGUPPI	GP	Maize (Makka)	RF	379	4	4193.76				
59	Haveri	Hangal	SHEEGIHALLISHING APUR	GP	Maize (Makka)	RF	166	4	5797.88				
60	Haveri	Hangal	SHIRAGOD	GP	Maize (Makka)	RF	486	4	3381.22				
61	Haveri	Hangal	SOMASAGAR	GP	Maize (Makka)	RF	589	4	6358.79				
62	Haveri	Hangal	SURALESHWAR	GP	Maize (Makka)	RF	318	4	4565.96				
63	Haveri	Hangal	TILAVALLI	GP	Maize (Makka)	RF	278	4	6159.59				
64	Haveri	Hangal	UPPANASI	GP	Maize (Makka)	RF	711	4	7140.46				
65	Haveri	Hangal	YALAVATTI	GP	Maize (Makka)	RF	300	4	6087.94				
66	Haveri	Hangal	ADUR	GP	PADDY	IRR	48	4	2809.81				
67	Haveri	Hangal	AKKIALUR	GP	PADDY	IRR	11	4	1989.05				
68	Haveri	Hangal	ALADAKATTI	GP	PADDY	IRR	16	4	3711.08				
69	Haveri	Hangal	ARALESHWAR	GP	PADDY	IRR	87	4	4387.24				
70	Haveri	Hangal	BAICHAVALI	GP	PADDY	IRR	153	4	3150.35				
71	Haveri	Hangal	BALAMBEED	GP	PADDY	IRR	129	4	3302.75				
72	Haveri	Hangal	BELAGALPETE	GP	PADDY	IRR	9	4	2349.72				

Government of Karnataka
Directorate of Economics and Statistics
GP Level Average Yield data for Kharif season 2017-18

S.N	District	Taluk	Insurance Unit (hobli/ GP)	GP/HOBLI	Crop	IRR_RF	Area_Sown_Ha	No_CCE_Conducted	Average Yield(Kg/Ha)	Name_Of_Higher_Level	No_cce_Conducted_Higher	Higher average Yield(Kg/Ha)	Synthetic Yield
73	Haveri	Hangal	BOMMANAHALLI	GP	PADDY	IRR	283	4	1466.11				
74	Haveri	Hangal	CHIKKANSHIHOSUR	GP	PADDY	IRR	400	4	781.74				
75	Haveri	Hangal	DOLLESHWAR	GP	PADDY	IRR	58	4	4132.55				
76	Haveri	Hangal	GEJIHALLI	GP	PADDY	IRR	122	4	550.46				
77	Haveri	Hangal	GONDI	GP	PADDY	IRR	341	4	3117.08				
78	Haveri	Hangal	Hangal(ULB)	GP	PADDY	IRR	542	4	1683.01				
79	Haveri	Hangal	HAVANAGI	GP	PADDY	IRR	112	4	981.79				
80	Haveri	Hangal	HEERUR	GP	PADDY	IRR	638	4	1963.58				
81	Haveri	Hangal	HERUR	GP	PADDY	IRR	19	4	3920.17				
82	Haveri	Hangal	HIREHULLAL	GP	PADDY	IRR	166	4	4221.28				
83	Haveri	Hangal	HIREKANAGI	GP	PADDY	IRR	612	4	1191.29				
84	Haveri	Hangal	HONKANA	GP	PADDY	IRR	271	4	4452.97				
85	Haveri	Hangal	HULLATTI	GP	PADDY	IRR	547	4	2982.34				
86	Haveri	Hangal	KALLAPUR	GP	PADDY	IRR	41	4	2516.50				
87	Haveri	Hangal	KANCHINEGALUR	GP	PADDY	IRR	38	4	1458.31				
88	Haveri	Hangal	KARAGUDARI	GP	PADDY	IRR	41	4	2578.12				
89	Haveri	Hangal	KELAVARAKOPPA	GP	PADDY	IRR	99	4	4707.65				
90	Haveri	Hangal	KIRAVADI	GP	PADDY	IRR	192	4	4543.34				

Government of Karnataka
Directorate of Economics and Statistics
GP Level Average Yield data for Kharif season 2017-18

S.N	District	Taluk	Insurance Unit (hobli/ GP)	GP/HOBLI	Crop	IRR_RF	Area_Sown_Ha	No_CCE_Conducted	Average Yield(Kg/Ha)	Name_Of_Higher_Level	No_cce_Conducted_Higher	Higher average Yield(Kg/Ha)	Synthetic field
91	Haveri	Hangal	KOPPARASHIKOPPA	GP	PADDY	IRR	458	4	2521.05				
92	Haveri	Hangal	KUDAL	GP	PADDY	IRR	20	4	3913.92				
93	Haveri	Hangal	KUSANUR	GP	PADDY	IRR	240	4	6022.18				
94	Haveri	Hangal	MALAGUND	GP	PADDY	IRR	224	4	4280.43				
95	Haveri	Hangal	MANTAGI	GP	PADDY	IRR	486	4	2464.50				
96	Haveri	Hangal	MARANABEED	GP	PADDY	IRR	54	4	2929.78				
97	Haveri	Hangal	MASANAKATTI	GP	PADDY	IRR	16	4	2948.85				
98	Haveri	Hangal	NAREGAL	GP	PADDY	IRR	162	4	3746.40				
99	Haveri	Hangal	SAMMASAGI	GP	PADDY	IRR	406	4	2997.12				
100	Haveri	Hangal	SANVASAGI	GP	PADDY	IRR	58	4	3382.78				
101	Haveri	Hangal	SHADAGUPPI	GP	PADDY	IRR	275	4	3462.96				
102	Haveri	Hangal	SHEEGIHALLISHING APUR	GP	PADDY	IRR	118	4	5224.11				
103	Haveri	Hangal	SHIRAGOD	GP	PADDY	IRR	457	4	558.68				
104	Haveri	Hangal	SOMASAGAR	GP	PADDY	IRR	40	4	5093.80				
105	Haveri	Hangal	SURALESHWAR	GP	PADDY	IRR	32	4	4461.18				
106	Haveri	Hangal	TILAVALLI	GP	PADDY	IRR	219	4	4658.36				
107	Haveri	Hangal	UPPANASI	GP	PADDY	IRR	19	4	3627.28				
108	Haveri	Hangal	YALAVATTI	GP	PADDY	IRR	197	4	4185.13				

Government of Karnataka
Directorate of Economics and Statistics
GP Level Average Yield data for Kharif season 2017-18

S.N	District	Taluk	Insurance Unit (hobli/ GP)	GP/HOBLI	Crop	IRR_RF	Area_Sown_Ha	No_CCE_Conducted	Average Yield(Kg/Ha)	Name_Of_Higher_Level	No_cce_Conducted_Higher	Higher average Yield(Kg/Ha)	Synthetic Yield
109	Haveri	Haveri	AGADI	GP	Maize (Makka)	RF	1174	4	5037.76				
110	Haveri	Haveri	ALADAKATTI	GP	Maize (Makka)	RF	690	4	5776.91				
111	Haveri	Haveri	BASAPUR	GP	Maize (Makka)	RF	1006	4	5341.80				
112	Haveri	Haveri	BELAVAGI	GP	Maize (Makka)	RF	430	4	2877.97				
113	Haveri	Haveri	BUDAGATTI	GP	Maize (Makka)	RF	490	4	4036.50				
114	Haveri	Haveri	DEVAGIRI	GP	Maize (Makka)	RF	1433	4	4765.16				
115	Haveri	Haveri	DEVIHOSUR	GP	Maize (Makka)	RF	718	4	5273.66				
116	Haveri	Haveri	Guttal(ULB)	GP	Maize (Makka)	RF	1158	4	2044.46				
117	Haveri	Haveri	HALAGI	GP	Maize (Makka)	RF	984	4	3329.32				
118	Haveri	Haveri	HANDIGANUR	GP	Maize (Makka)	RF	378	4	3251.91				
119	Haveri	Haveri	HANVASHI	GP	Maize (Makka)	RF	277	4	5294.62				
120	Haveri	Haveri	HAVANUR	GP	Maize (Makka)	RF	170	4	3394.33				
121	Haveri	Haveri	Haveri (ULB)	GP	Maize (Makka)	RF	824	4	3952.62				
122	Haveri	Haveri	HOMBARADI	GP	Maize (Makka)	RF	1004	4	4929.05				
123	Haveri	Haveri	HOSAKITTURA	GP	Maize (Makka)	RF	991	4	4660.32				
124	Haveri	Haveri	HOSARITTI	GP	Maize (Makka)	RF	1682	4	3814.23				
125	Haveri	Haveri	KABBUR	GP	Maize (Makka)	RF	858	4	5048.24				
126	Haveri	Haveri	KALLIHAL	GP	Maize (Makka)	RF	669	4	4146.58				

21

Government of Karnataka
Directorate of Economics and Statistics
GP Level Average Yield data for Kharif season 2017-18

S.N	District	Taluk	Insurance Unit (hobli/ GP)	GP/HOBLI	Crop	IRR_RF	Area_Sown_Ha	No_CCE_Conducted	Average Yield(Kg/Ha)	Name_Of_Higher_Level	No_cce Conducted_Higher	Higher average Yield(Kg/Ha)	Synthetic Yield
127	Haveri	Haveri	KANAKAPUR	GP	Maize (Makka)	RF	746	4	5227.06				
128	Haveri	Haveri	KANCHARAGATTI	GP	Maize (Makka)	RF	267	4	3027.37				
129	Haveri	Haveri	KANVALLI	GP	Maize (Makka)	RF	777	4	3258.03				
130	Haveri	Haveri	KARJAGI	GP	Maize (Makka)	RF	1137	4	3965.72				
131	Haveri	Haveri	KATENAHALLI	GP	Maize (Makka)	RF	586	4	3821.56				
132	Haveri	Haveri	KOLUR	GP	Maize (Makka)	RF	951	4	3683.17				
133	Haveri	Haveri	KONANATAMBAGI	GP	Maize (Makka)	RF	215	4	3735.07				
134	Haveri	Haveri	KULENUR	GP	Maize (Makka)	RF	853	4	5022.03				
135	Haveri	Haveri	KURABAGONDA	GP	Maize (Makka)	RF	459	4	5488.58				
136	Haveri	Haveri	KURAGUND	GP	Maize (Makka)	RF	468	4	5399.47				
137	Haveri	Haveri	MAROL	GP	Maize (Makka)	RF	337	4	4162.31				
138	Haveri	Haveri	MEVUNDI	GP	Maize (Makka)	RF	235	4	3091.73				
139	Haveri	Haveri	NAGANUR	GP	Maize (Makka)	RF	252	4	5649.60				
140	Haveri	Haveri	NEGALUR	GP	Maize (Makka)	RF	1834	4	3580.42				
141	Haveri	Haveri	NELOGALL	GP	Maize (Makka)	RF	305	4	4550.23				
142	Haveri	Haveri	SANGUR	GP	Maize (Makka)	RF	439	4	5305.11				
143	Haveri	Haveri	YALAGACHCHA	GP	Maize (Makka)	RF	449	4	4306.47				
144	Haveri	Hirekerur	ABALUR	GP	Maize (Makka)	RF	841	4	6489.84				

Government of Karnataka
Directorate of Economics and Statistics
GP Level Average Yield data for Kharif season 2017-18

S.N	District	Taluk	Insurance Unit (hobli/ GP)	GP/HOBLI	Crop	IRR_RF	Area_Sown_Ha	No_CCE_Conducted	Average Yield(Kg/Ha)	Name_Of_Higher_Level	No_cce_Conducted_Higher	Higher average Yield(Kg/Ha)	Synthetic Yield
145	Haveri	Hirekerur	ALADAGERI	GP	Maize (Makka)	RF	1150	4	4392.97				
146	Haveri	Hirekerur	ANAJI	GP	Maize (Makka)	RF	1175	4	4487.03				
147	Haveri	Hirekerur	ARALIKATTI	GP	Maize (Makka)	RF	742	4	4801.86				
148	Haveri	Hirekerur	BETAKERUR	GP	Maize (Makka)	RF	882	4	4052.22				
149	Haveri	Hirekerur	BHOGAVI	GP	Maize (Makka)	RF	406	4	4141.34				
150	Haveri	Hirekerur	BURADIKATTI	GP	Maize (Makka)	RF	1345	4	6555.37				
151	Haveri	Hirekerur	CHANNALLI	GP	Maize (Makka)	RF	1439	4	5750.70				
152	Haveri	Hirekerur	CHIKKA YADACHI	GP	Maize (Makka)	RF	629	4	3223.96				
153	Haveri	Hirekerur	CHIKKERUR	GP	Maize (Makka)	RF	1139	4	5084.94				
154	Haveri	Hirekerur	CHIKKONATI	GP	Maize (Makka)	RF	772	4	3963.10				
155	Haveri	Hirekerur	CHINNAMULAGUND	GP	Maize (Makka)	RF	769	4	4240.94				
156	Haveri	Hirekerur	HALLUR	GP	Maize (Makka)	RF	859	4	4167.55				
157	Haveri	Hirekerur	HANSABHAVI	GP	Maize (Makka)	RF	834	4	3994.56				
158	Haveri	Hirekerur	HIREKABBAR	GP	Maize (Makka)	RF	858	4	3918.55				
159	Haveri	Hirekerur	Hirekerur (ULB)	GP	Maize (Makka)	RF	425	4	3978.83				
160	Haveri	Hirekerur	HIREMORAB	GP	Maize (Makka)	RF	731	4	3381.22				
161	Haveri	Hirekerur	HULLATTI	GP	Maize (Makka)	RF	967	4	4592.17				
162	Haveri	Hirekerur	INGALAGONDI	GP	Maize (Makka)	RF	715	4	5205.51				

Government of Karnataka
Directorate of Economics and Statistics
GP Level Average Yield data for Kharif season 2017-18

S.N	District	Taluk	Insurance Unit (hobli/ GP)	GP/HOBLI	Crop	IRR_RF	Area_Sown_Ha	No_CCE_Conducted	Average Yield(Kg/Ha)	Name_Of_Higher_Level	No_cce Conducted_Higher	Higher average Yield(Kg/Ha)	Synthetic Yield
163	Haveri	Hirekerur	KACHAVI	GP	Maize (Makka)	RF	998	4	4125.61				
164	Haveri	Hirekerur	KADUR	GP	Maize (Makka)	RF	2052	4	2733.81				
165	Haveri	Hirekerur	KANAVISIDDAGERI	GP	Maize (Makka)	RF	874	4	3832.05				
166	Haveri	Hirekerur	KODA	GP	Maize (Makka)	RF	1237	4	4028.63				
167	Haveri	Hirekerur	KODAMAGGI	GP	Maize (Makka)	RF	330	4	4178.03				
168	Haveri	Hirekerur	KUDAPALI	GP	Maize (Makka)	RF	1413	4	4199.00				
169	Haveri	Hirekerur	KUNCHURA	GP	Maize (Makka)	RF	592	4	4078.43				
170	Haveri	Hirekerur	MADLUR	GP	Maize (Makka)	RF	825	4	4031.25				
171	Haveri	Hirekerur	MAKARI	GP	Maize (Makka)	RF	1079	4	4251.42				
172	Haveri	Hirekerur	MASUR	GP	Maize (Makka)	RF	253	4	4749.44				
173	Haveri	Hirekerur	MEDUR	GP	Maize (Makka)	RF	687	4	5871.27				
174	Haveri	Hirekerur	NAGAVAND	GP	Maize (Makka)	RF	1184	4	6951.16				
175	Haveri	Hirekerur	NESHWI	GP	Maize (Makka)	RF	1107	4	3425.78				
176	Haveri	Hirekerur	NIDANEGILU	GP	Maize (Makka)	RF	1372	4	5839.81				
177	Haveri	Hirekerur	RATTIHALLI	GP	Maize (Makka)	RF	809	4	4906.70				
178	Haveri	Hirekerur	SATENAHALLI	GP	Maize (Makka)	RF	779	4	6699.53				
179	Haveri	Hirekerur	SHIRAGAMBI	GP	Maize (Makka)	RF	427	4	4849.04				
180	Haveri	Hirekerur	SUTTAKOTI	GP	Maize (Makka)	RF	951	4	6091.44				

9/

Government of Karnataka
Directorate of Economics and Statistics
GP Level Average Yield data for Kharif season 2017-18

S.N	District	Taluk	Insurance Unit (hobli/ GP)	GP/HOBLI	Crop	IRR_RF	Area_Sown_Ha	No_CCE_Conducted	Average Yield(Kg/Ha)	Name_Of_Higher_Level	No_cce Conducted_Higher	Higher average Yield(Kg/Ha)	Synthetic Yield
181	Haveri	Hirekerur	TADAKANAHALLI	GP	Maize (Makka)	RF	762	4	3978.83				
182	Haveri	Hirekerur	TAVARAGI	GP	Maize (Makka)	RF	993	4	5459.75				
183	Haveri	Hirekerur	YATTINAHALLI MK	GP	Maize (Makka)	RF	1185	4	5462.37				
184	Haveri	Ranebennur	ANTARAVALLI	GP	Maize (Makka)	RF	900	4	4571.20				
185	Haveri	Ranebennur	AREMALLAPUR	GP	Maize (Makka)	RF	900	4	2780.11				
186	Haveri	Ranebennur	ASUNDI	GP	Maize (Makka)	RF	589	4	3886.51				
187	Haveri	Ranebennur	BELUR	GP	Maize (Makka)	RF	216	4	3166.92				
188	Haveri	Ranebennur	BENAKANAKONDA	GP	Maize (Makka)	RF	554	4	4120.37				
189	Haveri	Ranebennur	BILLAHALLI	GP	Maize (Makka)	RF	843	4	3428.40				
190	Haveri	Ranebennur	CHALAGERI	GP	Maize (Makka)	RF	850	4	1685.37				
191	Haveri	Ranebennur	CHIKKAKURAVATTI	GP	Maize (Makka)	RF	454	4	2745.99				
192	Haveri	Ranebennur	GUDAGUR	GP	Maize (Makka)	RF	930	4	3604.02				
193	Haveri	Ranebennur	GUDDADANVERI	GP	Maize (Makka)	RF	743	4	4901.46				
194	Haveri	Ranebennur	GUDDAGUDDAPUR	GP	Maize (Makka)	RF	184	4	3433.64				
195	Haveri	Ranebennur	HALAGERI	GP	Maize (Makka)	RF	650	4	3732.45				
196	Haveri	Ranebennur	HANUMAPURA	GP	Maize (Makka)	RF	290	4	3554.21				
197	Haveri	Ranebennur	HARANAGIRI	GP	Maize (Makka)	RF	642	4	2663.04				
198	Haveri	Ranebennur	HEDIYAL	GP	Maize (Makka)	RF	516	4	3999.80				

Government of Karnataka
Directorate of Economics and Statistics
GP Level Average Yield data for Kharif season 2017-18

S.N	District	Taluk	Insurance Unit (hobli/ GP)	GP/HOBLI	Crop	IRR_RF	Area_Sown_Ha	No_CCE_Conducted	Average Yield(Kg/Ha)	Name_Of_Higher_Level	No_cce_Conducted_Higher	Higher average Yield(Kg/Ha)	Synthetic Yield
199	Haveri	Ranebennur	HIREBIDRI	GP	Maize (Makka)	RF	592	4	2817.68				
200	Haveri	Ranebennur	HONNATTI	GP	Maize (Makka)	RF	564	4	3399.63				
201	Haveri	Ranebennur	IRANI	GP	Maize (Makka)	RF	210	4	3438.88				
202	Haveri	Ranebennur	ITAGI	GP	Maize (Makka)	RF	800	4	2851.76				
203	Haveri	Ranebennur	JOYISARAHARALAHALLI	GP	Maize (Makka)	RF	245	4	4090.12				
204	Haveri	Ranebennur	KAJJARI	GP	Maize (Makka)	RF	606	4	4359.77				
205	Haveri	Ranebennur	KAKOLA	GP	Maize (Makka)	RF	133	4	4922.43				
206	Haveri	Ranebennur	KAMADOD	GP	Maize (Makka)	RF	879	4	3193.81				
207	Haveri	Ranebennur	KARUR	GP	Maize (Makka)	RF	835	4	3491.83				
208	Haveri	Ranebennur	KVALETTU	GP	Maize (Makka)	RF	6	4	2678.77				
209	Haveri	Ranebennur	KODIYAL	GP	Maize (Makka)	RF	127	4	3014.26				
210	Haveri	Ranebennur	KUPPELUR	GP	Maize (Makka)	RF	530	4	3435.74				
211	Haveri	Ranebennur	LINGADAHALLI	GP	Maize (Makka)	RF	817	4	4565.27				
212	Haveri	Ranebennur	MAKANUR	GP	Maize (Makka)	RF	6	4	4660.32				
213	Haveri	Ranebennur	MALANAYKANAHALLI	GP	Maize (Makka)	RF	378	4	5556.73				
214	Haveri	Ranebennur	MEDLERI	GP	Maize (Makka)	RF	878	4	2804.58				
215	Haveri	Ranebennur	MUDENUR	GP	Maize (Makka)	RF	490	4	3989.31				
216	Haveri	Ranebennur	NADIHARALAHALLI	GP	Maize (Makka)	RF	149	4	4167.55				

(S)

Government of Karnataka
Directorate of Economics and Statistics
GP Level Average Yield data for Kharif season 2017-18

S.N	District	Taluk	Insurance Unit (hobli/ GP)	GP/HOBLI	Crop	IRR_RF	Area_Sown_Ha	No_CCE_Conducted	Average Yield(Kg/Ha)	Name_Of_Higher_Level	No_cce_Conducted_Higher	Higher average Yield(Kg/Ha)	Synthetic Yield
217	Haveri	Ranebennur	NITTUR	GP	Maize (Makka)	RF	656	4	3616.73				
218	Haveri	Ranebennur	RAHUTANAKATTI	GP	Maize (Makka)	RF	800	4	2615.86				
219	Haveri	Ranebennur	Ranebennur(ULB)	GP	Maize (Makka)	RF	675	4	4521.65				
220	Haveri	Ranebennur	SOMALAPUR	GP	Maize (Makka)	RF	234	4	2807.20				
221	Haveri	Ranebennur	SUNAKALBIDIRI	GP	Maize (Makka)	RF	528	4	4676.04				
222	Haveri	Ranebennur	TUMMINAKATTI	GP	Maize (Makka)	RF	0			Hobli Level	48	3799.74	
223	Haveri	Ranebennur	UKKUND	GP	Maize (Makka)	RF	590	4	5510.14				
224	Haveri	Ranebennur	Y.T. HONNATHI	GP	Maize (Makka)	RF	600	4	3162.09				
225	Haveri	Savanur	CHILLURABADNI	GP	GROUNDNUT	RF	432	8	1199.70				
226	Haveri	Savanur	DAMBARAMATTUR	GP	GROUNDNUT	RF	239	8	927.73				
227	Haveri	Savanur	HATTIMATTUR	GP	GROUNDNUT	RF	1069	8	1057.59				
228	Haveri	Savanur	HESARUR	GP	GROUNDNUT	RF	652	8	871.07				
229	Haveri	Savanur	HIREMARALIHALLI	GP	GROUNDNUT	RF	170	8	903.00				
230	Haveri	Savanur	HIREMUGUDUR	GP	GROUNDNUT	RF	304	8	884.73				
231	Haveri	Savanur	HURALIKUPPI	GP	GROUNDNUT	RF	121	8	1381.38				
232	Haveri	Savanur	HUVINASHIGLI	GP	GROUNDNUT	RF	646	8	762.18				
233	Haveri	Savanur	ICHCHANGI	GP	GROUNDNUT	RF	660	8	843.88				
234	Haveri	Savanur	JALLAPUR	GP	GROUNDNUT	RF	302	8	882.58				

Government of Karnataka
Directorate of Economics and Statistics
GP Level Average Yield data for Kharif season 2017-18

S.N	District	Taluk	Insurance Unit (hobli/ GP)	GP/HOBLI	Crop	IRR_RF	Area_Sown_Ha	No_CCE_Conducted	Average Yield(Kg/Ha)	Name_Of_Higher_Level	No_cce_Conducted_Higher	Higher average Yield(Kg/Ha)	Syntheticield
235	Haveri	Savanur	KADAKOL	GP	GROUNDNUT	RF	595	8	952.45				
236	Haveri	Savanur	KALASUR	GP	GROUNDNUT	RF	393	8	922.35				
237	Haveri	Savanur	KARADAGI	GP	GROUNDNUT	RF	514	8	1494.25				
238	Haveri	Savanur	KUNIMELLIHALLI	GP	GROUNDNUT	RF	190	8	1516.83				
239	Haveri	Savanur	KURUBARAMALLUR	GP	GROUNDNUT	RF	551	8	1745.80				
240	Haveri	Savanur	MANTRODI	GP	GROUNDNUT	RF	622	8	1602.83				
241	Haveri	Savanur	Savanur(ULB)	GP	GROUNDNUT	RF	620	8	1626.26				
242	Haveri	Savanur	SHIRABADAGI	GP	GROUNDNUT	RF	382	8	926.65				
243	Haveri	Savanur	TEGGIHALLI	GP	GROUNDNUT	RF	781	8	1588.85				
244	Haveri	Savanur	TEVARAMELLIHALLI	GP	GROUNDNUT	RF	426	8	1667.33				
245	Haveri	Savanur	TONDUR	GP	GROUNDNUT	RF	212	8	1164.23				
246	Haveri	Savanur	YALAVIGI	GP	GROUNDNUT	RF	409	8	763.25				
247	Haveri	Savanur	CHILLURABADNI	GP	Maize (Makka)	RF	969	4	2683.24				
248	Haveri	Savanur	DAMBARAMATTUR	GP	Maize (Makka)	RF	349	4	3665.00				
249	Haveri	Savanur	HATTIMATTUR	GP	Maize (Makka)	RF	405	4	3103.38				
250	Haveri	Savanur	HESARUR	GP	Maize (Makka)	RF	2019	4	2483.78				
251	Haveri	Savanur	HIREMARALIHALLI	GP	Maize (Makka)	RF	735	4	3283.95				
252	Haveri	Savanur	HIREMUGUDUR	GP	Maize (Makka)	RF	254	4	4104.64				

Government of Karnataka
Directorate of Economics and Statistics
GP Level Average Yield data for Kharif season 2017-18

S.N	District	Taluk	Insurance Unit (hobli/ GP)	GP/HOBLI	Crop	IRR_RF	Area_Sown_Ha	No_CCE_Conducted	Average Yield(Kg/Ha)	Name_Of_Higher_Level	No_cce_Conducted_Higher	Higher average Yield(Kg/Ha)	Synthetic field
253	Haveri	Savanur	HURALIKUPPI	GP	Maize (Makka)	RF	106	4	2971.02				
254	Haveri	Savanur	HUVINASHIGLI	GP	Maize (Makka)	RF	515	4	3496.09				
255	Haveri	Savanur	ICHCHANGI	GP	Maize (Makka)	RF	1100	4	3175.47				
256	Haveri	Savanur	JALLAPUR	GP	Maize (Makka)	RF	823	4	3248.32				
257	Haveri	Savanur	KADAKOL	GP	Maize (Makka)	RF	805	4	2512.76				
258	Haveri	Savanur	KALASUR	GP	Maize (Makka)	RF	321	4	3229.72				
259	Haveri	Savanur	KARADAGI	GP	Maize (Makka)	RF	377	4	2930.39				
260	Haveri	Savanur	KUNIMELIHALLI	GP	Maize (Makka)	RF	262	4	3718.61				
261	Haveri	Savanur	KURUBARAMALLUR	GP	Maize (Makka)	RF	78	4	3331.93				
262	Haveri	Savanur	MANTRODI	GP	Maize (Makka)	RF	548	4	3758.66				
263	Haveri	Savanur	Savanur(ULB)	GP	Maize (Makka)	RF	631	4	3386.46				
264	Haveri	Savanur	SHIRABADAGI	GP	Maize (Makka)	RF	484	4	2277.44				
265	Haveri	Savanur	TEGGIHALLI	GP	Maize (Makka)	RF	271	4	3722.84				
266	Haveri	Savanur	TEVARAMELIHALLI	GP	Maize (Makka)	RF	29	4	5260.55				
267	Haveri	Savanur	TONDUR	GP	Maize (Makka)	RF	342	4	4263.08				
268	Haveri	Savanur	YALAVIGI	GP	Maize (Makka)	RF	495	4	2487.13				
269	Haveri	Shiggaon	ANDALAGI	GP	Maize (Makka)	RF	424	4	3963.10				
270	Haveri	Shiggaon	ATTIGERI	GP	Maize (Makka)	RF	81	4	3317.70				

Government of Karnataka
Directorate of Economics and Statistics
GP Level Average Yield data for Kharif season 2017-18

S.N	District	Taluk	Insurance Unit (hobli/ GP)	GP/HOBLI	Crop	IRR_RF	Area_Sown_Ha	No_CCE_Conducted	Average Yield(Kg/Ha)	Name_Of_Higher_Level	No_cce Conducted_Higher	Higher average Yield(Kg/Ha)	Synthetic Yield
271	Haveri	Shiggaon	BADA	GP	Maize (Makka)	RF	738	4	3481.99				
272	Haveri	Shiggaon	Bankapura(ULB)	GP	Maize (Makka)	RF	178	4	3020.09				
273	Haveri	Shiggaon	BANNUR	GP	Maize (Makka)	RF	344	4	3582.17				
274	Haveri	Shiggaon	BASAVANAL	GP	Maize (Makka)	RF	0			Hobli Level	42	4146.71	
275	Haveri	Shiggaon	CHANDAPUR	GP	Maize (Makka)	RF	1000	4	3865.18				
276	Haveri	Shiggaon	DHUNDASI	GP	Maize (Makka)	RF	474	4	3957.86				
277	Haveri	Shiggaon	GUDDADACHANNAPUR	GP	Maize (Makka)	RF	382	4	4857.77				
278	Haveri	Shiggaon	HALEBANKAPUR	GP	Maize (Makka)	RF	556	4	3161.05				
279	Haveri	Shiggaon	HANUMARAHALLI	GP	Maize (Makka)	RF	156	4	5446.06				
280	Haveri	Shiggaon	HIREBENDIGERI	GP	Maize (Makka)	RF	442	4	4390.64				
281	Haveri	Shiggaon	HIREMALLUR	GP	Maize (Makka)	RF	118	4	4343.75				
282	Haveri	Shiggaon	HIREMANAKATTI	GP	Maize (Makka)	RF	332	4	4482.08				
283	Haveri	Shiggaon	HOSUR	GP	Maize (Makka)	RF	986	4	3716.72				
284	Haveri	Shiggaon	HOTANAHALLI	GP	Maize (Makka)	RF	610	4	3286.86				
285	Haveri	Shiggaon	HULAGUR	GP	Maize (Makka)	RF	47	4	3573.44				
286	Haveri	Shiggaon	HUNAGUND	GP	Maize (Makka)	RF	663	4	4379.51				
287	Haveri	Shiggaon	KABANUR	GP	Maize (Makka)	RF	26	4	6419.37				
288	Haveri	Shiggaon	KONANAKERI	GP	Maize (Makka)	RF	531	4	2532.93				

Government of Karnataka
Directorate of Economics and Statistics
GP Level Average Yield data for Kharif season 2017-18

S.N	District	Taluk	Insurance Unit (hobli/ GP)	GP/HOBLI	Crop	IRR_RF	Area_Sown_Ha	No_CCE_Conducted	Average Yield(Kg/Ha)	Name_Of_Higher_Level	No_cce Conducted_Higher	Higher average Yield(Kg/Ha)	Synthetic Yield
289	Haveri	Shiggaon	KUNDUR	GP	Maize (Makka)	RF	29	4	3516.94				
290	Haveri	Shiggaon	KUNNUR	GP	Maize (Makka)	RF	1091	4	3272.59				
291	Haveri	Shiggaon	KYALAKONDA	GP	Maize (Makka)	RF	62	4	4031.83				
292	Haveri	Shiggaon	MADLI	GP	Maize (Makka)	RF	1249	4	3870.06				
293	Haveri	Shiggaon	N M TADAS	GP	Maize (Makka)	RF	928	4	3103.38				
294	Haveri	Shiggaon	NARAYANPUR	GP	Maize (Makka)	RF	247	4	2501.70				
295	Haveri	Shiggaon	Shiggaon (ULB)	GP	Maize (Makka)	RF	1157	4	2443.62				
296	Haveri	Shiggaon	SISHUVINAL	GP	Maize (Makka)	RF	12	4	5155.71				
297	Haveri	Shiggaon	TADAS	GP	Maize (Makka)	RF	721	4	4576.44				
298	Haveri	Shiggaon	VANAHALLI	GP	Maize (Makka)	RF	1034	4	4613.14				

^

 Joint Director

Crop insurance scheme Division
 Directorate of Economics and Statistics

8

Government of Karnataka
Directorate of Economics and Statistics
GP Level Average Yield data for Kharif season 2017-18

S.N	District	Taluk	Insurance Unit (hobli/ GP)	GP/HOBLI	Crop	IRR_RF	Area_Sown_Ha	No_CCE_Conducted	Average Yield(Kg/Ha)	Name Of Higher_Level	No_cce Conducted_Higher	Higher average Yield(Kg/Ha)	Synthetic yield
1	Kalaburgi	Afzalpur	BADADAL	GP	GROUNDNUT	RF	2	8	1352.35				
2	Kalaburgi	Afzalpur	KUGNUR	GP	GROUNDNUT	RF	8			Hobli Level	4	1311.50	
3	Kalaburgi	Afzalpur	Afzalpura (ULB)	GP	Maize (Makka)	IRR	6	4	4325.40				
4	Kalaburgi	Afzalpur	GOUR (B)	GP	Maize (Makka)	IRR	4	4	3819.07				
5	Kalaburgi	Afzalpur	KALLUR	GP	Maize (Makka)	IRR	4	4	3511.20				
6	Kalaburgi	Afzalpur	KARJAGI	GP	Maize (Makka)	IRR	9	4	4783.38				
7	Kalaburgi	Afzalpur	MANNUR	GP	Maize (Makka)	IRR	7	4	3714.75				
8	Kalaburgi	Afzalpur	REVOOR (B)	GP	Maize (Makka)	IRR	4	4	2920.92				
9	Kalaburgi	Afzalpur	UDACHAN	GP	Maize (Makka)	IRR	5	4	3796.17				
10	Kalaburgi	Afzalpur	Afzalpura (ULB)	GP	Maize (Makka)	RF	6	4	4560.71				
11	Kalaburgi	Afzalpur	ANOOR	GP	Maize (Makka)	RF	12	4	3879.23				
12	Kalaburgi	Afzalpur	BHAIRAMADAGI	GP	Maize (Makka)	RF	4			Hobli Level	4	4614.18	
13	Kalaburgi	Afzalpur	CHOUDAPUR	GP	Maize (Makka)	RF	1			Hobli Level	4	4614.18	
14	Kalaburgi	Afzalpur	KARJAGI	GP	Maize (Makka)	RF	12	4	4125.61				
15	Kalaburgi	Afzalpur	REVOOR (B)	GP	Maize (Makka)	RF	14	4	3559.45				
16	Kalaburgi	Afzalpur	UDACHAN	GP	Maize (Makka)	RF	18	4	4233.08				
17	Kalaburgi	Afzalpur	Afzalpura (ULB)	GP	Pigeon pea (red gram/arhar/tur)	IRR	56	4	1952.60				

Government of Karnataka
Directorate of Economics and Statistics
GP Level Average Yield data for Kharif season 2017-18

S.N	District	Taluk	Insurance Unit (hobli/ GP)	GP/HOBLI	Crop	IRR_RF	Area_Sown_Ha	No_CCE_Conducted	Average Yield(Kg/Ha)	Name_Of_Higher_Level	No_cce_Conducted_Higher	Higher average Yield(Kg/Ha)	Synthetic field
18	Kalaburgi	Afzalpur	ALLAGI B	GP	Pigeon pea (red gram/arhar/tur)	IRR	8	4	1473.14				
19	Kalaburgi	Afzalpur	ANOOR	GP	Pigeon pea (red gram/arhar/tur)	IRR	6	4	1662.14				
20	Kalaburgi	Afzalpur	ATNOOR	GP	Pigeon pea (red gram/arhar/tur)	IRR	19	4	1762.20				
21	Kalaburgi	Afzalpur	BANDARWAD	GP	Pigeon pea (red gram/arhar/tur)	IRR	10	4	1687.16				
22	Kalaburgi	Afzalpur	CHOUDEPUR	GP	Pigeon pea (red gram/arhar/tur)	IRR	16	4	1739.97				
23	Kalaburgi	Afzalpur	DEVAL GHANAGAPUR	GP	Pigeon pea (red gram/arhar/tur)	IRR	20	4	1623.23				
24	Kalaburgi	Afzalpur	GOBBUR (B)	GP	Pigeon pea (red gram/arhar/tur)	IRR	22	4	1500.93				
25	Kalaburgi	Afzalpur	GOUR (B)	GP	Pigeon pea (red gram/arhar/tur)	IRR	8	4	1762.20				
26	Kalaburgi	Afzalpur	HASARGUNDAGI	GP	Pigeon pea (red gram/arhar/tur)	IRR	14	4	1767.76				
27	Kalaburgi	Afzalpur	KALLUR	GP	Pigeon pea (red gram/arhar/tur)	IRR	9	4	1549.57				
28	Kalaburgi	Afzalpur	KARJAGI	GP	Pigeon pea (red gram/arhar/tur)	IRR	12	4	1951.21				
29	Kalaburgi	Afzalpur	MANNUR	GP	Pigeon pea (red gram/arhar/tur)	IRR	26	4	1981.79				
30	Kalaburgi	Afzalpur	MASHAL	GP	Pigeon pea (red gram/arhar/tur)	IRR	40	4	1785.00				

Government of Karnataka
Directorate of Economics and Statistics
GP Level Average Yield data for Kharif season 2017-18

S.N	District	Taluk	Insurance Unit (hobli/ GP)	GP/HOBLI	Crop	IRR_RF	Area_Sown_Ha	No_CCE_Conducted	Average Yield(Kg/Ha)	Name_Of_Higher_Level	No_ccc_Conducted_Higher	Higher average Yield(Kg/Ha)	Synthetic Yield
31	Kalaburgi	Afzalpur	UDACHAN	GP	Pigeon pea (red gram/arhar/tur)	IRR	36	4	1859.49				
32	Kalaburgi	Afzalpur	Afzalpura (ULB)	GP	Pigeon pea (red gram/arhar/tur)	RF	1627	4	972.20				
33	Kalaburgi	Afzalpur	ALLAGI B	GP	Pigeon pea (red gram/arhar/tur)	RF	1456	4	918.99				
34	Kalaburgi	Afzalpur	ANOOR	GP	Pigeon pea (red gram/arhar/tur)	RF	531	4	933.50				
35	Kalaburgi	Afzalpur	ATNOOR	GP	Pigeon pea (red gram/arhar/tur)	RF	2468	4	1146.32				
36	Kalaburgi	Afzalpur	BADADAL	GP	Pigeon pea (red gram/arhar/tur)	RF	930	4	1025.40				
37	Kalaburgi	Afzalpur	BALLURGI	GP	Pigeon pea (red gram/arhar/tur)	RF	900	4	957.69				
38	Kalaburgi	Afzalpur	BANDARWAD	GP	Pigeon pea (red gram/arhar/tur)	RF	895	4	931.09				
39	Kalaburgi	Afzalpur	BANKALAGA	GP	Pigeon pea (red gram/arhar/tur)	RF	988	4	1052.01				
40	Kalaburgi	Afzalpur	BHAIRAMADAGI	GP	Pigeon pea (red gram/arhar/tur)	RF	912	4	1182.60				
41	Kalaburgi	Afzalpur	BIDNOOR	GP	Pigeon pea (red gram/arhar/tur)	RF	715	4	1143.90				
42	Kalaburgi	Afzalpur	CHODAPUR	GP	Pigeon pea (red gram/arhar/tur)	RF	1284	4	960.11				
43	Kalaburgi	Afzalpur	DEVAL GHANAGAPUR	GP	Pigeon pea (red gram/arhar/tur)	RF	789	4	933.51				

Government of Karnataka
Directorate of Economics and Statistics
GP Level Average Yield data for Kharif season 2017-18

S.N	District	Taluk	Insurance Unit (hobli/ GP)	GP/HOBLI	Crop	IRR_RF	Area_Sown_Ha	No_CCE Conducted	Average Yield(Kg/Ha)	Name Of Higher_Level	No_cce Conducted_Higher	Higher average Yield(Kg/Ha)	Synthetic Yield
44	Kalaburgi	Afzalpur	GHATTARGA	GP	Pigeon pea (red gram/arhar/tur)	RF	500	4	1148.74				
45	Kalaburgi	Afzalpur	GOBBUR (B)	GP	Pigeon pea (red gram/arhar/tur)	RF	30	4	916.57				
46	Kalaburgi	Afzalpur	GOUR (B)	GP	Pigeon pea (red gram/arhar/tur)	RF	1045	4	1015.73				
47	Kalaburgi	Afzalpur	GUDUR	GP	Pigeon pea (red gram/arhar/tur)	RF	955	4	1136.65				
48	Kalaburgi	Afzalpur	HASARGUNDAGI	GP	Pigeon pea (red gram/arhar/tur)	RF	780	4	945.59				
49	Kalaburgi	Afzalpur	KALLUR	GP	Pigeon pea (red gram/arhar/tur)	RF	952	4	1305.94				
50	Kalaburgi	Afzalpur	KARJAGI	GP	Pigeon pea (red gram/arhar/tur)	RF	1236	4	960.10				
51	Kalaburgi	Afzalpur	KUGNUR	GP	Pigeon pea (red gram/arhar/tur)	RF	925	4	986.71				
52	Kalaburgi	Afzalpur	MADARA(B)	GP	Pigeon pea (red gram/arhar/tur)	RF	1112	4	1052.01				
53	Kalaburgi	Afzalpur	MALLABAD	GP	Pigeon pea (red gram/arhar/tur)	RF	1300	4	904.48				
54	Kalaburgi	Afzalpur	MANNUR	GP	Pigeon pea (red gram/arhar/tur)	RF	1565	4	1078.61				
55	Kalaburgi	Afzalpur	MASHAL	GP	Pigeon pea (red gram/arhar/tur)	RF	2400	4	1106.42				
56	Kalaburgi	Afzalpur	NANDARAGA	GP	Pigeon pea (red gram/arhar/tur)	RF	1087	4	802.91				

Government of Karnataka
Directorate of Economics and Statistics
GP Level Average Yield data for Kharif season 2017-18

S.N	District	Taluk	Insurance Unit (hobli/ GP)	GP/HOBLI	Crop	IRR_RF	Area_Sown_Ha	No_CCE_Conducted	Average Yield(Kg/Ha)	Name Of Higher_Level	No_cce_Conducted_Higher	Higher average Yield(Kg/Ha)	Synthetic field
57	Kalaburgi	Afzalpur	RAM NAGAR	GP	Pigeon pea (red gram/arhar/tur)	RF	258	4	1088.28				
58	Kalaburgi	Afzalpur	REVOOR (B)	GP	Pigeon pea (red gram/arhar/tur)	RF	1500	4	1083.45				
59	Kalaburgi	Afzalpur	TELLUR	GP	Pigeon pea (red gram/arhar/tur)	RF	612	4	1032.66				
60	Kalaburgi	Afzalpur	UDACHAN	GP	Pigeon pea (red gram/arhar/tur)	RF	1032	4	1117.30				
61	Kalaburgi	Aland	AMBALGA	GP	Maize (Makka)	RF	0			Hobli Level	8	3509.65	
62	Kalaburgi	Aland	BHUSNUR	GP	Maize (Makka)	RF	45	4	3307.83				
63	Kalaburgi	Aland	DANNURU	GP	Maize (Makka)	RF	1			Hobli Level	12	3069.93	
64	Kalaburgi	Aland	HITTALA SHIRUR	GP	Maize (Makka)	RF	2	4	2421.90				
65	Kalaburgi	Aland	KHAJURI	GP	Maize (Makka)	RF	0			Taluk Level	26	3305.43	
66	Kalaburgi	Aland	KORALLI	GP	Maize (Makka)	RF	1			Hobli Level	14	3619.61	
67	Kalaburgi	Aland	MOGHA (K)	GP	Maize (Makka)	RF	215	4	3171.53				
68	Kalaburgi	Aland	NARONA	GP	Maize (Makka)	RF	4	4	5100.66				
69	Kalaburgi	Aland	TADAKAL	GP	Maize (Makka)	RF	14			Hobli Level	2	4169.30	
70	Kalaburgi	Aland	V.K.SALGAR	GP	Maize (Makka)	RF	3	4	1918.65				
71	Kalaburgi	Aland	Aland (ULB)	GP	Pigeon pea (red gram/arhar/tur)	RF	1235	4	1238.22				
72	Kalaburgi	Aland	ALANGA	GP	Pigeon pea (red gram/arhar/tur)	RF	391	4	1303.52				

Government of Karnataka
Directorate of Economics and Statistics
GP Level Average Yield data for Kharif season 2017-18

S.N	District	Taluk	Insurance Unit (hobli/ GP)	GP/HOBLI	Crop	IRR_RF	Area_Sown_Ha	No_CCE_Conducted	Average Yield(Kg/Ha)	Name_Of_Higher_Level	No_cce_Conducted_Higher	Higher average Yield(Kg/Ha)	Synthetic yield
73	Kalaburgi	Aland	AMBALGA	GP	Pigeon pea (red gram/arhar/tur)	RF	785	4	1100.37				
74	Kalaburgi	Aland	BELAMAGI	GP	Pigeon pea (red gram/arhar/tur)	RF	745	4	1206.79				
75	Kalaburgi	Aland	BHODHAN	GP	Pigeon pea (red gram/arhar/tur)	RF	648	4	1422.02				
76	Kalaburgi	Aland	BHUSNUR	GP	Pigeon pea (red gram/arhar/tur)	RF	641	4	1218.87				
77	Kalaburgi	Aland	CHINCHANSOOR	GP	Pigeon pea (red gram/arhar/tur)	RF	1220	4	1692.88				
78	Kalaburgi	Aland	DANNURU	GP	Pigeon pea (red gram/arhar/tur)	RF	1402	4	2070.15				
79	Kalaburgi	Aland	DARGASHIRUR	GP	Pigeon pea (red gram/arhar/tur)	RF	702	4	981.87				
80	Kalaburgi	Aland	DHANGAPUR	GP	Pigeon pea (red gram/arhar/tur)	RF	554	4	1281.75				
81	Kalaburgi	Aland	DUTTARGAON	GP	Pigeon pea (red gram/arhar/tur)	RF	902	4	1148.74				
82	Kalaburgi	Aland	GOLA (B)	GP	Pigeon pea (red gram/arhar/tur)	RF	785	4	1180.18				
83	Kalaburgi	Aland	HADALGI	GP	Pigeon pea (red gram/arhar/tur)	RF	1520	4	1504.25				
84	Kalaburgi	Aland	HALA TADAKALA	GP	Pigeon pea (red gram/arhar/tur)	RF	492	4	1409.93				
85	Kalaburgi	Aland	HALLISALAGAR	GP	Pigeon pea (red gram/arhar/tur)	RF	758	4	1555.03				

81

Government of Karnataka
Directorate of Economics and Statistics
GP Level Average Yield data for Kharif season 2017-18

S.N	District	Taluk	Insurance Unit (hobli/ GP)	GP/HOBLI	Crop	IRR_RF	Area_Sown_Ha	No_CCE_Conducted	Average Yield(Kg/Ha)	Name_Of_Higher_Level	No_cce_Conducted_Higher	Higher average Yield(Kg/Ha)	Synthetic yield
86	Kalaburgi	Aland	HEBALI	GP	Pigeon pea (red gram/arhar/tur)	RF	690	4	1376.07				
87	Kalaburgi	Aland	HIROLLI	GP	Pigeon pea (red gram/arhar/tur)	RF	695	4	1238.22				
88	Kalaburgi	Aland	HITTALA SHIRUR	GP	Pigeon pea (red gram/arhar/tur)	RF	768	4	1177.76				
89	Kalaburgi	Aland	HODLOOR	GP	Pigeon pea (red gram/arhar/tur)	RF	1141	4	1516.34				
90	Kalaburgi	Aland	JIDAGA	GP	Pigeon pea (red gram/arhar/tur)	RF	693	4	1206.78				
91	Kalaburgi	Aland	KADAGANCHI	GP	Pigeon pea (red gram/arhar/tur)	RF	1619	4	1296.26				
92	Kalaburgi	Aland	KAMALANAGAR	GP	Pigeon pea (red gram/arhar/tur)	RF	770	4	1084.65				
93	Kalaburgi	Aland	KAVALGA	GP	Pigeon pea (red gram/arhar/tur)	RF	1006	4	923.83				
94	Kalaburgi	Aland	KERI AMBALAGA	GP	Pigeon pea (red gram/arhar/tur)	RF	1203	4	1124.56				
95	Kalaburgi	Aland	KHAJURI	GP	Pigeon pea (red gram/arhar/tur)	RF	1152	4	1380.91				
96	Kalaburgi	Aland	KINNI SULTAN	GP	Pigeon pea (red gram/arhar/tur)	RF	1688	4	1140.28				
97	Kalaburgi	Aland	KODALHANGARGA	GP	Pigeon pea (red gram/arhar/tur)	RF	748	4	1355.51				
98	Kalaburgi	Aland	KORALLI	GP	Pigeon pea (red gram/arhar/tur)	RF	592	4	1417.18				

82

Government of Karnataka
Directorate of Economics and Statistics
GP Level Average Yield data for Kharif season 2017-18

S.N	District	Taluk	Insurance Unit (hobli/ GP)	GP/HOBLI	Crop	IRR_RF	Area_Sown_Ha	No_CCE_Conducted	Average Yield(Kg/Ha)	Name_Of_Higher_Level	No_cce Conducted_Higher	Higher average Yield(Kg/Ha)	Synthetic yield
99	Kalaburgi	Aland	LAD MUGALI	GP	Pigeon pea (red gram/arhar/tur)	RF	701	4	1702.55				
100	Kalaburgi	Aland	MADAN HIPARGA	GP	Pigeon pea (red gram/arhar/tur)	RF	745	4	1151.16				
101	Kalaburgi	Aland	MADIYAL	GP	Pigeon pea (red gram/arhar/tur)	RF	1403	4	1245.47				
102	Kalaburgi	Aland	MOGHA (K)	GP	Pigeon pea (red gram/arhar/tur)	RF	667	4	1545.36				
103	Kalaburgi	Aland	MUDDADAGA	GP	Pigeon pea (red gram/arhar/tur)	RF	271	4	1085.86				
104	Kalaburgi	Aland	MUNNALLI	GP	Pigeon pea (red gram/arhar/tur)	RF	574	4	1148.74				
105	Kalaburgi	Aland	NARONA	GP	Pigeon pea (red gram/arhar/tur)	RF	980	4	1096.50				
106	Kalaburgi	Aland	NIMBAL	GP	Pigeon pea (red gram/arhar/tur)	RF	775	4	1535.69				
107	Kalaburgi	Aland	NIMBARGA	GP	Pigeon pea (red gram/arhar/tur)	RF	1729	4	1095.53				
108	Kalaburgi	Aland	NIRGUDI	GP	Pigeon pea (red gram/arhar/tur)	RF	57	4	1383.33				
109	Kalaburgi	Aland	PADSAVANI	GP	Pigeon pea (red gram/arhar/tur)	RF	764	4	1233.39				
110	Kalaburgi	Aland	RUDRAWADI	GP	Pigeon pea (red gram/arhar/tur)	RF	2084	4	1320.45				
111	Kalaburgi	Aland	SARASAMBA	GP	Pigeon pea (red gram/arhar/tur)	RF	801	4	1298.68				

2/

Government of Karnataka
Directorate of Economics and Statistics
GP Level Average Yield data for Kharif season 2017-18

S.N	District	Taluk	Insurance Unit (hobli/ GP)	GP/HOBLI	Crop	IRR_RF	Area_Sown_Ha	No_CCE_Conducted	Average Yield(Kg/Ha)	Name_Of_Higher_Level	No_cce_Conducted_Higher	Higher average Yield(Kg/Ha)	Synthetic Yield
112	Kalaburgi	Aland	SAVALESHWAR	GP	Pigeon pea (red gram/arhar/tur)	RF	710	4	1368.82				
113	Kalaburgi	Aland	SHRICHAND	GP	Pigeon pea (red gram/arhar/tur)	RF	698	4	1436.53				
114	Kalaburgi	Aland	SUNTNOOR	GP	Pigeon pea (red gram/arhar/tur)	RF	982	4	998.08				
115	Kalaburgi	Aland	TADAKAL	GP	Pigeon pea (red gram/arhar/tur)	RF	1187	4	1446.20				
116	Kalaburgi	Aland	TADOL	GP	Pigeon pea (red gram/arhar/tur)	RF	790	4	1342.21				
117	Kalaburgi	Aland	V.K.SALGAR	GP	Pigeon pea (red gram/arhar/tur)	RF	792	4	1204.36				
118	Kalaburgi	Aland	YALSANGI	GP	Pigeon pea (red gram/arhar/tur)	RF	952	4	1400.25				
119	Kalaburgi	Chincholi	GADILINGADALLI	GP	Maize (Makka)	RF	0			Taluk Level	4	5268.41	
120	Kalaburgi	Chincholi	VENKATAPUR	GP	Maize (Makka)	RF	8	4	5268.41				
121	Kalaburgi	Chincholi	AINAPUR	GP	Pigeon pea (red gram/arhar/tur)	RF	1311	4	1040.72				
122	Kalaburgi	Chincholi	AINOLLI	GP	Pigeon pea (red gram/arhar/tur)	RF	1701	4	1351.89				
123	Kalaburgi	Chincholi	ANWAR	GP	Pigeon pea (red gram/arhar/tur)	RF	1376	4	1221.29				
124	Kalaburgi	Chincholi	CHANDANKERA	GP	Pigeon pea (red gram/arhar/tur)	RF	721	4	1072.56				

Government of Karnataka
Directorate of Economics and Statistics
GP Level Average Yield data for Kharif season 2017-18

S.N	District	Taluk	Insurance Unit (hobli/ GP)	GP/HOBLI	Crop	IRR_RF	Area_Sown_Ha	No_CCE_Conducted	Average Yield(Kg/Ha)	Name_Of_Higher_Level	No_ccc_Conducted_Higher	Higher average Yield(Kg/Ha)	Synthetic yield
125	Kalaburgi	Chincholi	CHENGTA	GP	Pigeon pea (red gram/arhar/tur)	RF	2049	4	1047.17				
126	Kalaburgi	Chincholi	CHIMMAIDLAI	GP	Pigeon pea (red gram/arhar/tur)	RF	1375	4	1114.88				
127	Kalaburgi	Chincholi	CHIMMANCHOD	GP	Pigeon pea (red gram/arhar/tur)	RF	2128	4	1281.75				
128	Kalaburgi	Chincholi	Chincholli (ULB)	GP	Pigeon pea (red gram/arhar/tur)	RF	1576	4	1621.54				
129	Kalaburgi	Chincholi	DEGALMADI	GP	Pigeon pea (red gram/arhar/tur)	RF	1619	4	1267.24				
130	Kalaburgi	Chincholi	GADIKESHWAR	GP	Pigeon pea (red gram/arhar/tur)	RF	1499	4	1303.52				
131	Kalaburgi	Chincholi	GADILINGADALLI	GP	Pigeon pea (red gram/arhar/tur)	RF	1099	4	1228.55				
132	Kalaburgi	Chincholi	GARAGAPALLI	GP	Pigeon pea (red gram/arhar/tur)	RF	10	4	1259.99				
133	Kalaburgi	Chincholi	GARAMPALLI	GP	Pigeon pea (red gram/arhar/tur)	RF	516	4	1361.56				
134	Kalaburgi	Chincholi	HALCHERA	GP	Pigeon pea (red gram/arhar/tur)	RF	1800	4	1356.72				
135	Kalaburgi	Chincholi	HASARGUNDAGI	GP	Pigeon pea (red gram/arhar/tur)	RF	1459	4	1146.32				
136	Kalaburgi	Chincholi	HODEBEERNALLI	GP	Pigeon pea (red gram/arhar/tur)	RF	2419	4	1252.73				
137	Kalaburgi	Chincholi	JATTUR	GP	Pigeon pea (red gram/arhar/tur)	RF	16	4	1281.75				

91

Government of Karnataka
Directorate of Economics and Statistics
GP Level Average Yield data for Kharif season 2017-18

S.N	District	Taluk	Insurance Unit (hobli/ GP)	GP/HOBLI	Crop	IRR_RF	Area_Sown_Ha	No_CCE Conducted	Average Yield(Kg/Ha)	Name_Of_Higher_Level	No_cce Conducted_Higher	Higher average Yield(Kg/Ha)	Synthetic field
138	Kalaburgi	Chincholi	KANAKPUR (KARAKMUKLI)	GP	Pigeon pea (red gram/arhar/tur)	RF	1576	4	1386.55				
139	Kalaburgi	Chincholi	KARCHKHED	GP	Pigeon pea (red gram/arhar/tur)	RF	1606	4	1363.98				
140	Kalaburgi	Chincholi	KEROLLI	GP	Pigeon pea (red gram/arhar/tur)	RF	1311	4	1035.08				
141	Kalaburgi	Chincholi	KODLI	GP	Pigeon pea (red gram/arhar/tur)	RF	2001	4	1303.52				
142	Kalaburgi	Chincholi	KUNCHAVARAM	GP	Pigeon pea (red gram/arhar/tur)	RF	999	4	1429.88				
143	Kalaburgi	Chincholi	KUPANNOOR	GP	Pigeon pea (red gram/arhar/tur)	RF	12	4	1281.75				
144	Kalaburgi	Chincholi	MIRIYAN	GP	Pigeon pea (red gram/arhar/tur)	RF	731	4	1325.28				
145	Kalaburgi	Chincholi	MOGHA	GP	Pigeon pea (red gram/arhar/tur)	RF	1239	4	1396.22				
146	Kalaburgi	Chincholi	NAGAIDLAI	GP	Pigeon pea (red gram/arhar/tur)	RF	814	4	1520.37				
147	Kalaburgi	Chincholi	NIDAGUNDA	GP	Pigeon pea (red gram/arhar/tur)	RF	8	4	1226.13				
148	Kalaburgi	Chincholi	PASTAPUR	GP	Pigeon pea (red gram/arhar/tur)	RF	1094	4	1129.39				
149	Kalaburgi	Chincholi	POLAKPALLI	GP	Pigeon pea (red gram/arhar/tur)	RF	996	4	1269.66				
150	Kalaburgi	Chincholi	RATKAL	GP	Pigeon pea (red gram/arhar/tur)	RF	1389	4	1194.69				

Government of Karnataka
Directorate of Economics and Statistics
GP Level Average Yield data for Kharif season 2017-18

S.N	District	Taluk	Insurance Unit (hobli/ GP)	GP/HOBLI	Crop	IRR_RF	Area_Sown_Ha	No_CCE_Conducted	Average Yield(Kg/Ha)	Name_Of_Higher_Level	No_cce_Conducted_Higher	Higher average Yield(Kg/Ha)	Synthetic Yield
151	Kalaburgi	Chincholi	RUMMANGUD	GP	Pigeon pea (red gram/arhar/tur)	RF	1641	4	1650.85				
152	Kalaburgi	Chincholi	SALEBEERNALLI	GP	Pigeon pea (red gram/arhar/tur)	RF	898	4	1491.35				
153	Kalaburgi	Chincholi	SALGAR BASANTPUR	GP	Pigeon pea (red gram/arhar/tur)	RF	909	4	1580.02				
154	Kalaburgi	Chincholi	SHADIPUR	GP	Pigeon pea (red gram/arhar/tur)	RF	1084	4	1243.87				
155	Kalaburgi	Chincholi	SHIROLI	GP	Pigeon pea (red gram/arhar/tur)	RF	2419	4	1177.76				
156	Kalaburgi	Chincholi	SULEPETH	GP	Pigeon pea (red gram/arhar/tur)	RF	1541	4	1157.21				
157	Kalaburgi	Chincholi	VENKATAPUR	GP	Pigeon pea (red gram/arhar/tur)	RF	1134	4	1347.05				
158	Kalaburgi	Chittapur	KOLLUR	GP	PADDY	IRR	82	4	5028.07				
159	Kalaburgi	Chittapur	SANNATI	GP	PADDY	IRR	141	4	5636.04				
160	Kalaburgi	Chittapur	SATNOOR	GP	PADDY	IRR	0			Taluk Level	8	5332.06	
161	Kalaburgi	Chittapur	ALLOLI	GP	Pigeon pea (red gram/arhar/tur)	RF	1180	4	1097.96				
162	Kalaburgi	Chittapur	ALLUR (B)	GP	Pigeon pea (red gram/arhar/tur)	RF	1921	4	1107.63				
163	Kalaburgi	Chittapur	ARANKAL	GP	Pigeon pea (red gram/arhar/tur)	RF	720	4	1233.39				
164	Kalaburgi	Chittapur	BEDSUR	GP	Pigeon pea (red gram/arhar/tur)	RF	800	4	1061.68				

91

Government of Karnataka
Directorate of Economics and Statistics
GP Level Average Yield data for Kharif season 2017-18

S.N	District	Taluk	Insurance Unit (hobli/ GP)	GP/HOBLI	Crop	IRR_RF	Area_Sown_Ha	No_CCE_Conducted	Average Yield(Kg/Ha)	Name_Of_Higher_Level	No_cce_Conducted_Higher	Higher average Yield(Kg/Ha)	Synthetic Yield
165	Kalaburgi	Chittapur	BHAGODI	GP	Pigeon pea (red gram/arhar/tur)	RF	3078	4	1209.20				
166	Kalaburgi	Chittapur	BHANKUR	GP	Pigeon pea (red gram/arhar/tur)	RF	441	4	1339.79				
167	Kalaburgi	Chittapur	BHIMANALLI	GP	Pigeon pea (red gram/arhar/tur)	RF	916	4	1284.17				
168	Kalaburgi	Chittapur	CHINCHOLLI (H)	GP	Pigeon pea (red gram/arhar/tur)	RF	930	4	1133.02				
169	Kalaburgi	Chittapur	Chittapura(ULB)	GP	Pigeon pea (red gram/arhar/tur)	RF	1285	4	1056.84				
170	Kalaburgi	Chittapur	DANDOTHI	GP	Pigeon pea (red gram/arhar/tur)	RF	2041	4	1151.16				
171	Kalaburgi	Chittapur	DHONGAON	GP	Pigeon pea (red gram/arhar/tur)	RF	1200	4	1221.29				
172	Kalaburgi	Chittapur	DIGGAON	GP	Pigeon pea (red gram/arhar/tur)	RF	1619	4	1234.59				
173	Kalaburgi	Chittapur	GOTOOR	GP	Pigeon pea (red gram/arhar/tur)	RF	1854	4	1302.31				
174	Kalaburgi	Chittapur	GUNDAGURTHI	GP	Pigeon pea (red gram/arhar/tur)	RF	2109	4	1146.32				
175	Kalaburgi	Chittapur	HALKATTA	GP	Pigeon pea (red gram/arhar/tur)	RF	3060	4	1320.45				
176	Kalaburgi	Chittapur	HEBBAL	GP	Pigeon pea (red gram/arhar/tur)	RF	2054	4	1112.46				
177	Kalaburgi	Chittapur	HEROOR (K)	GP	Pigeon pea (red gram/arhar/tur)	RF	797	4	1231.69				

Government of Karnataka
Directorate of Economics and Statistics
GP Level Average Yield data for Kharif season 2017-18

S.N	District	Taluk	Insurance Unit (hobli/ GP)	GP/HOBLI	Crop	IRR_RF	Area_Sown_Ha	No_CCE_Conducted	Average Yield(Kg/Ha)	Name_Of_Higher_Level	No_cce Conducted_Higher	Higher average Yield(Kg/Ha)	Synthetic Yield
178	Kalaburgi	Chittapur	HONAGUNTA	GP	Pigeon pea (red gram/arhar/tur)	RF	205	4	1110.05				
179	Kalaburgi	Chittapur	INGALAGI	GP	Pigeon pea (red gram/arhar/tur)	RF	225	4	1235.80				
180	Kalaburgi	Chittapur	IVANI	GP	Pigeon pea (red gram/arhar/tur)	RF	1487	4	1229.76				
181	Kalaburgi	Chittapur	KADBUR	GP	Pigeon pea (red gram/arhar/tur)	RF	288	4	1223.71				
182	Kalaburgi	Chittapur	KALGI	GP	Pigeon pea (red gram/arhar/tur)	RF	1705	4	1081.03				
183	Kalaburgi	Chittapur	KAMARWADI	GP	Pigeon pea (red gram/arhar/tur)	RF	1071	4	1168.09				
184	Kalaburgi	Chittapur	KANDGOL	GP	Pigeon pea (red gram/arhar/tur)	RF	727	4	1081.03				
185	Kalaburgi	Chittapur	KARDAL	GP	Pigeon pea (red gram/arhar/tur)	RF	955	4	1146.32				
186	Kalaburgi	Chittapur	KODADUR	GP	Pigeon pea (red gram/arhar/tur)	RF	2574	4	991.55				
187	Kalaburgi	Chittapur	KOLLUR	GP	Pigeon pea (red gram/arhar/tur)	RF	1495	4	1187.44				
188	Kalaburgi	Chittapur	KORWAR	GP	Pigeon pea (red gram/arhar/tur)	RF	1251	4	1400.26				
189	Kalaburgi	Chittapur	LADLAPUR	GP	Pigeon pea (red gram/arhar/tur)	RF	1661	4	1032.66				
190	Kalaburgi	Chittapur	MADBUL	GP	Pigeon pea (red gram/arhar/tur)	RF	958	4	1148.74				

Government of Karnataka
Directorate of Economics and Statistics
GP Level Average Yield data for Kharif season 2017-18

S.N	District	Taluk	Insurance Unit (hobli/ GP)	GP/HOBLI	Crop	IRR_RF	Area_Sown_Ha	No_CCE_Conducted	Average Yield(Kg/Ha)	Name_Of_Higher_Level	No cce Conducted_Higher	Higher average Yield(Kg/Ha)	Synthetic Yield
191	Kalaburgi	Chittapur	MALGATTI	GP	Pigeon pea (red gram/arhar/tur)	RF	141	4	1279.33				
192	Kalaburgi	Chittapur	MARATUR	GP	Pigeon pea (red gram/arhar/tur)	RF	120	4	1148.74				
193	Kalaburgi	Chittapur	MOGAI A	GP	Pigeon pea (red gram/arhar/tur)	RF	700	4	1206.78				
194	Kalaburgi	Chittapur	MUGALANAGAON	GP	Pigeon pea (red gram/arhar/tur)	RF	1265	4	1045.96				
195	Kalaburgi	Chittapur	NALWAR	GP	Pigeon pea (red gram/arhar/tur)	RF	2161	4	1015.73				
196	Kalaburgi	Chittapur	PETHSIROOR	GP	Pigeon pea (red gram/arhar/tur)	RF	1115	4	1209.20				
197	Kalaburgi	Chittapur	RAJAPUR	GP	Pigeon pea (red gram/arhar/tur)	RF	2558	4	1245.48				
198	Kalaburgi	Chittapur	RAMPURAHALLI	GP	Pigeon pea (red gram/arhar/tur)	RF	1759	4	1250.31				
199	Kalaburgi	Chittapur	RAVOOR	GP	Pigeon pea (red gram/arhar/tur)	RF	900	4	1151.16				
200	Kalaburgi	Chittapur	SANNATI	GP	Pigeon pea (red gram/arhar/tur)	RF	1723	4	1201.95				
201	Kalaburgi	Chittapur	SATNOOR	GP	Pigeon pea (red gram/arhar/tur)	RF	1199	4	1259.99				
202	Kalaburgi	Chittapur	Shahabad(ULB)	GP	Pigeon pea (red gram/arhar/tur)	RF	218	4	1003.64				
203	Kalaburgi	Chittapur	TENGALI	GP	Pigeon pea (red gram/arhar/tur)	RF	2458	4	1303.52				

Government of Karnataka
Directorate of Economics and Statistics
GP Level Average Yield data for Kharif season 2017-18

S.N	District	Taluk	Insurance Unit (hobli/ GP)	GP/HOBLI	Crop	IRR_RF	Area_Sown_Ha	No_CCE_Conducted	Average Yield(Kg/Ha)	Name_Of_Higher_Level	No_cce_Conducted_Higher	Higher average Yield(Kg/Ha)	Synthetic yield
204	Kalaburgi	Chittapur	TONASNHALLI(S)	GP	Pigeon pea (red gram/arhar/tur)	RF	208	4	1230.97				
205	Kalaburgi	Chittapur	Wadi (ULB)	GP	Pigeon pea (red gram/arhar/tur)	RF	812	4	1293.85				
206	Kalaburgi	Chittapur	YAGAPUR	GP	Pigeon pea (red gram/arhar/tur)	RF	845	4	981.87				
207	Kalaburgi	Jevargi	ALLOOR	GP	GROUNDNUT	RF	2	8	1679.87				
208	Kalaburgi	Jevargi	ARALAGUNDAGI	GP	Maize (Makka)	IRR	10	4	3129.55				
209	Kalaburgi	Jevargi	KURALGERA	GP	Maize (Makka)	IRR	2			Hobli Level	6	2961.62	
210	Kalaburgi	Jevargi	ALLOOR	GP	Maize (Makka)	RF	0			Taluk Level	4	2474.32	
211	Kalaburgi	Jevargi	ANKALGA	GP	Maize (Makka)	RF	0			Hobli Level	4	5750.70	
212	Kalaburgi	Jevargi	ARALAGUNDAGI	GP	Maize (Makka)	RF	1			Hobli Level	4	2474.32	
213	Kalaburgi	Jevargi	ITGA	GP	Maize (Makka)	RF	10	4	5750.70				
214	Kalaburgi	Jevargi	KADKOL	GP	Maize (Makka)	RF	6	4	2474.32				
215	Kalaburgi	Jevargi	KOLKUR	GP	Maize (Makka)	RF	4			Taluk Level	4	5750.70	
216	Kalaburgi	Jevargi	KURALGERA	GP	Maize (Makka)	RF	0			Hobli Level	4	2474.32	
217	Kalaburgi	Jevargi	MAGANGERA	GP	Maize (Makka)	RF	0			Hobli Level	4	2474.32	
218	Kalaburgi	Jevargi	MANDEWAL	GP	Maize (Makka)	RF	0			Hobli Level	4	5750.70	
219	Kalaburgi	Jevargi	ARALAGUNDAGI	GP	PADDY	IRR	0			Hobli Level	18	7338.38	
220	Kalaburgi	Jevargi	BALBATTI	GP	PADDY	IRR	450	4	7353.14				

(2):

Government of Karnataka
Directorate of Economics and Statistics
GP Level Average Yield data for Kharif season 2017-18

S.N	District	Taluk	Insurance Unit (hobli/ GP)	GP/HOBLI	Crop	IRR_RF	Area_Sown_Ha	No CCE Conducted	Average Yield(Kg/Ha)	Name_Of_Higher_Level	No_cce Conducted_Higher	Higher average Yield(Kg/Ha)	Synthetic Yield
221	Kalaburgi	Jevargi	BILWAR	GP	PADDY	IRR	70	4	6950.57				
222	Kalaburgi	Jevargi	GAONVAR	GP	PADDY	IRR	0			Hobli Level	2	6391.89	
223	Kalaburgi	Jevargi	KURALGERA	GP	PADDY	IRR	420	4	7574.97				
224	Kalaburgi	Jevargi	MAGANGERA	GP	PADDY	IRR	50	4	6794.47				
225	Kalaburgi	Jevargi	MALLI	GP	PADDY	IRR	250	4	7410.65				
226	Kalaburgi	Jevargi	WADGERA	GP	PADDY	IRR	490	4	7488.01				
227	Kalaburgi	Jevargi	ALOOR	GP	Pigeon pea (red gram/arhar/tur)	IRR	55	4	1267.45				
228	Kalaburgi	Jevargi	ANKALGA	GP	Pigeon pea (red gram/arhar/tur)	IRR	155	4	1487.03				
229	Kalaburgi	Jevargi	ARALAGUNDAGI	GP	Pigeon pea (red gram/arhar/tur)	IRR	50	4	1659.36				
230	Kalaburgi	Jevargi	BALBATTI	GP	Pigeon pea (red gram/arhar/tur)	IRR	4	4	1334.16				
231	Kalaburgi	Jevargi	BALUNDAGI	GP	Pigeon pea (red gram/arhar/tur)	IRR	56	4	1595.43				
232	Kalaburgi	Jevargi	BILWAR	GP	Pigeon pea (red gram/arhar/tur)	IRR	8	4	995.06				
233	Kalaburgi	Jevargi	BIRAL (B)	GP	Pigeon pea (red gram/arhar/tur)	IRR	24	4	1437.00				
234	Kalaburgi	Jevargi	GAONVAR	GP	Pigeon pea (red gram/arhar/tur)	IRR	9	4	1277.18				
235	Kalaburgi	Jevargi	HIPPARGA -S-N	GP	Pigeon pea (red gram/arhar/tur)	IRR	58	4	1439.78				

8.

Government of Karnataka
Directorate of Economics and Statistics
GP Level Average Yield data for Kharif season 2017-18

S.N	District	Taluk	Insurance Unit (hobli/ GP)	GP/HOBLI	Crop	IRR_RF	Area_Sown_Ha	No_CCE_Conducted	Average Yield(Kg/Ha)	Name_Of_Higher_Level	No_cce Conducted_Higher	Higher average Yield(Kg/Ha)	Synthetic field
236	Kalaburgi	Jevargi	ITGA	GP	Pigeon pea (red gram/arhar/tur)	IRR	88	4	1456.46				
237	Kalaburgi	Jevargi	JERATAGI	GP	Pigeon pea (red gram/arhar/tur)	IRR	58	4	1709.39				
238	Kalaburgi	Jevargi	KADKOL	GP	Pigeon pea (red gram/arhar/tur)	IRR	150	4	1484.25				
239	Kalaburgi	Jevargi	KALLUR (K)	GP	Pigeon pea (red gram/arhar/tur)	IRR	55	4	1389.75				
240	Kalaburgi	Jevargi	KELLUR	GP	Pigeon pea (red gram/arhar/tur)	IRR	10	4	1764.98				
241	Kalaburgi	Jevargi	KOLKUR	GP	Pigeon pea (red gram/arhar/tur)	IRR	38	4	1386.97				
242	Kalaburgi	Jevargi	KUKNUR	GP	Pigeon pea (red gram/arhar/tur)	IRR	60	4	1845.59				
243	Kalaburgi	Jevargi	KURALGERA	GP	Pigeon pea (red gram/arhar/tur)	IRR	16	4	1414.77				
244	Kalaburgi	Jevargi	MAGANGERA	GP	Pigeon pea (red gram/arhar/tur)	IRR	55	4	1876.16				
245	Kalaburgi	Jevargi	MALLI	GP	Pigeon pea (red gram/arhar/tur)	IRR	8	4	2168.01				
246	Kalaburgi	Jevargi	MANDEWAL	GP	Pigeon pea (red gram/arhar/tur)	IRR	258	4	1370.30				
247	Kalaburgi	Jevargi	NELOGI	GP	Pigeon pea (red gram/arhar/tur)	IRR	75	4	1726.07				
248	Kalaburgi	Jevargi	SONNA	GP	Pigeon pea (red gram/arhar/tur)	IRR	115	4	1564.86				

(9)

Government of Karnataka
Directorate of Economics and Statistics
GP Level Average Yield data for Kharif season 2017-18

S.N	District	Taluk	Insurance Unit (hobli/ GP)	GP/HOBLI	Crop	IRR_RF	Area_Sown_Ha	No_CCE_Conducted	Average Yield(Kg/Ha)	Name_Of_Higher_Level	No_cce_Conducted_Higher	Higher average Yield(Kg/Ha)	Synthetic Yield
249	Kalaburgi	Jevargi	WADGERA	GP	Pigeon pea (red gram/arhar/tur)	IRR	180	4	1520.39				
250	Kalaburgi	Jevargi	YADRAMI	GP	Pigeon pea (red gram/arhar/tur)	IRR	45	4	936.36				
251	Kalaburgi	Jevargi	YALAGOD	GP	Pigeon pea (red gram/arhar/tur)	IRR	63	4	1278.57				
252	Kalaburgi	Jevargi	ALLOOR	GP	Pigeon pea (red gram/arhar/tur)	RF	1355	4	648.13				
253	Kalaburgi	Jevargi	ANDHOLA	GP	Pigeon pea (red gram/arhar/tur)	RF	1100	4	812.59				
254	Kalaburgi	Jevargi	ANKALGA	GP	Pigeon pea (red gram/arhar/tur)	RF	588	4	737.61				
255	Kalaburgi	Jevargi	ARALAGUNDAGI	GP	Pigeon pea (red gram/arhar/tur)	RF	577	4	720.68				
256	Kalaburgi	Jevargi	BALBATTI	GP	Pigeon pea (red gram/arhar/tur)	RF	1825	4	660.23				
257	Kalaburgi	Jevargi	BALUNDAGI	GP	Pigeon pea (red gram/arhar/tur)	RF	652	4	880.73				
258	Kalaburgi	Jevargi	BILWAR	GP	Pigeon pea (red gram/arhar/tur)	RF	353	4	673.53				
259	Kalaburgi	Jevargi	BIRAL (B)	GP	Pigeon pea (red gram/arhar/tur)	RF	861	4	873.04				
260	Kalaburgi	Jevargi	GAONVAR	GP	Pigeon pea (red gram/arhar/tur)	RF	2688	4	790.82				
261	Kalaburgi	Jevargi	GUDUR-S- A	GP	Pigeon pea (red gram/arhar/tur)	RF	1200	4	812.58				

Government of Karnataka
Directorate of Economics and Statistics
GP Level Average Yield data for Kharif season 2017-18

S.N	District	Taluk	Insurance Unit (hobli/ GP)	GP/HOBLI	Crop	IRR_RF	Area_Sown_Ha	No_CCE_Conducted	Average Yield(Kg/Ha)	Name_Of_Higher_Level	No_cce Conducted_Higher	Higher average Yield(Kg/Ha)	Synthetic Yield
262	Kalaburgi	Jevargi	HARANOOR	GP	Pigeon pea (red gram/arhar/tur)	RF	609	4	795.65				
263	Kalaburgi	Jevargi	HARWAL	GP	Pigeon pea (red gram/arhar/tur)	RF	755	4	1105.21				
264	Kalaburgi	Jevargi	HIPPARGA -S-N	GP	Pigeon pea (red gram/arhar/tur)	RF	1735	4	769.05				
265	Kalaburgi	Jevargi	HULLURA	GP	Pigeon pea (red gram/arhar/tur)	RF	285	4	1013.31				
266	Kalaburgi	Jevargi	IJERI	GP	Pigeon pea (red gram/arhar/tur)	RF	1565	4	643.30				
267	Kalaburgi	Jevargi	ITGA	GP	Pigeon pea (red gram/arhar/tur)	RF	526	4	1139.07				
268	Kalaburgi	Jevargi	JERATAGI	GP	Pigeon pea (red gram/arhar/tur)	RF	841	4	1013.31				
269	Kalaburgi	Jevargi	Jewargi(ULB)	GP	Pigeon pea (red gram/arhar/tur)	RF	1258	4	1003.64				
270	Kalaburgi	Jevargi	KACHAPURA	GP	Pigeon pea (red gram/arhar/tur)	RF	236	4	822.26				
271	Kalaburgi	Jevargi	KADKOL	GP	Pigeon pea (red gram/arhar/tur)	RF	398	4	773.89				
272	Kalaburgi	Jevargi	KALLAHANGARGA	GP	Pigeon pea (red gram/arhar/tur)	RF	855	4	817.42				
273	Kalaburgi	Jevargi	KALLUR (K)	GP	Pigeon pea (red gram/arhar/tur)	RF	289	4	902.06				
274	Kalaburgi	Jevargi	KARKIHALLI	GP	Pigeon pea (red gram/arhar/tur)	RF	349	4	677.15				

(9)

Government of Karnataka
Directorate of Economics and Statistics
GP Level Average Yield data for Kharif season 2017-18

S.N	District	Taluk	Insurance Unit (hobli/ GP)	GP/HOBLI	Crop	IRR_RF	Area_Sown_Ha	No_CCE_Conducted	Average Yield(Kg/Ha)	Name_Of_Higher_Level	No_cce Conducted_Higher	Higher average Yield(Kg/Ha)	Synthetic Yield
275	Kalaburgi	Jevargi	KELLUR	GP	Pigeon pea (red gram/arhar/tur)	RF	558	4	848.86				
276	Kalaburgi	Jevargi	KOLKUR	GP	Pigeon pea (red gram/arhar/tur)	RF	322	4	935.92				
277	Kalaburgi	Jevargi	KOODI	GP	Pigeon pea (red gram/arhar/tur)	RF	1400	4	1206.78				
278	Kalaburgi	Jevargi	KUKNUR	GP	Pigeon pea (red gram/arhar/tur)	RF	358	4	1056.84				
279	Kalaburgi	Jevargi	KURALGERA	GP	Pigeon pea (red gram/arhar/tur)	RF	2769	4	713.43				
280	Kalaburgi	Jevargi	MADARI	GP	Pigeon pea (red gram/arhar/tur)	RF	547	4	802.91				
281	Kalaburgi	Jevargi	MAGANGERA	GP	Pigeon pea (red gram/arhar/tur)	RF	2600	4	749.70				
282	Kalaburgi	Jevargi	MALLI	GP	Pigeon pea (red gram/arhar/tur)	RF	1500	4	1136.65				
283	Kalaburgi	Jevargi	MANDEWAL	GP	Pigeon pea (red gram/arhar/tur)	RF	1435	4	1007.99				
284	Kalaburgi	Jevargi	NARIBOL	GP	Pigeon pea (red gram/arhar/tur)	RF	1155	4	771.47				
285	Kalaburgi	Jevargi	NEDALAGI	GP	Pigeon pea (red gram/arhar/tur)	RF	488	4	1022.98				
286	Kalaburgi	Jevargi	NELOGI	GP	Pigeon pea (red gram/arhar/tur)	RF	1358	4	1209.20				
287	Kalaburgi	Jevargi	RANJANGI	GP	Pigeon pea (red gram/arhar/tur)	RF	902	4	1073.77				

Government of Karnataka
Directorate of Economics and Statistics
GP Level Average Yield data for Kharif season 2017-18

S.N	District	Taluk	Insurance Unit (hobli/ GP)	GP/HOBLI	Crop	IRR_RF	Area_Sown_Ha	No_CCE_Conducted	Average Yield(Kg/Ha)	Name_Of_Higher_Level	No_cce_Conducted_Higher	Higher average Yield(Kg/Ha)	Synthetic yield
288	Kalaburgi	Jevargi	SATHKHED	GP	Pigeon pea (red gram/arhar/tur)	RF	1204	4	720.68				
289	Kalaburgi	Jevargi	SONNA	GP	Pigeon pea (red gram/arhar/tur)	RF	1145	4	967.36				
290	Kalaburgi	Jevargi	SUMBAD	GP	Pigeon pea (red gram/arhar/tur)	RF	714	4	812.58				
291	Kalaburgi	Jevargi	WADGERA	GP	Pigeon pea (red gram/arhar/tur)	RF	446	4	853.70				
292	Kalaburgi	Jevargi	YADRAMI	GP	Pigeon pea (red gram/arhar/tur)	RF	685			Hobli Level	40	812.82	
293	Kalaburgi	Jevargi	YALAGOD	GP	Pigeon pea (red gram/arhar/tur)	RF	1567	4	718.27				
294	Kalaburgi	Jevargi	YALWAR	GP	Pigeon pea (red gram/arhar/tur)	RF	1650	4	761.80				
295	Kalaburgi	Kalaburgi	KALMOOD	GP	Maize (Makka)	IRR	0			Taluk Level	4	4783.38	
296	Kalaburgi	Kalaburgi	NANDIKUR	GP	Maize (Makka)	IRR	1	4	4783.38				
297	Kalaburgi	Kalaburgi	KALMOOD	GP	Maize (Makka)	RF	4			Taluk Level	2	3984.07	
298	Kalaburgi	Kalaburgi	KAMALAPUR	GP	Maize (Makka)	RF	2			Taluk Level	2	3984.07	
299	Kalaburgi	Kalaburgi	KURIKOTA	GP	Maize (Makka)	RF	3			Taluk Level	2	3984.07	
300	Kalaburgi	Kalaburgi	MARAGUTTI	GP	Maize (Makka)	RF	1			Taluk Level	2	3984.07	
301	Kalaburgi	Kalaburgi	NAGUR	GP	Maize (Makka)	RF	2			Taluk Level	2	3984.07	
302	Kalaburgi	Kalaburgi	NANDIKUR	GP	Maize (Makka)	RF	9			Taluk Level	2	3984.07	



Government of Karnataka
Directorate of Economics and Statistics
GP Level Average Yield data for Kharif season 2017-18

S.N	District	Taluk	Insurance Unit (hobli/ GP)	GP/HOBLI	Crop	IRR_RF	Area_Sown_Ha	No_CCE_Conducted	Average Yield(Kg/Ha)	Name_Of_Higher_Level	No_cce_Conducted_Higher	Higher average Yield(Kg/Ha)	Synthetic Yield
303	Kalaburgi	Kalaburgi	PATTAN	GP	Maize (Makka)	RF	9			Hobli Level	2	3984.07	
304	Kalaburgi	Kalaburgi	SONTH	GP	Maize (Makka)	RF	2			Taluk Level	2	3984.07	
305	Kalaburgi	Kalaburgi	FARAHATABAD	GP	PADDY	IRR	0			District Level	60	5996.12	
306	Kalaburgi	Kalaburgi	KURIKOTA	GP	Pigeon pea (red gram/arhar/tur)	IRR	8	4	1523.44				
307	Kalaburgi	Kalaburgi	SONTH	GP	Pigeon pea (red gram/arhar/tur)	IRR	3			District Level	164	1584.56	
308	Kalaburgi	Kalaburgi	ALGOOD	GP	Pigeon pea (red gram/arhar/tur)	RF	1700	4	1240.64				
309	Kalaburgi	Kalaburgi	AURAD (B)	GP	Pigeon pea (red gram/arhar/tur)	RF	1690	4	1088.28				
310	Kalaburgi	Kalaburgi	BABALAD (IK)	GP	Pigeon pea (red gram/arhar/tur)	RF	1591	4	1102.79				
311	Kalaburgi	Kalaburgi	BASAVAPATTANA	GP	Pigeon pea (red gram/arhar/tur)	RF	873	4	1342.21				
312	Kalaburgi	Kalaburgi	BHIMALLI	GP	Pigeon pea (red gram/arhar/tur)	RF	1298	4	1466.76				
313	Kalaburgi	Kalaburgi	BHUPALTEGANOOR	GP	Pigeon pea (red gram/arhar/tur)	RF	1544	4	969.78				
314	Kalaburgi	Kalaburgi	DONGARGOAN	GP	Pigeon pea (red gram/arhar/tur)	RF	1698	4	1112.46				
315	Kalaburgi	Kalaburgi	FARAHATABAD	GP	Pigeon pea (red gram/arhar/tur)	RF	567	4	1470.39				
316	Kalaburgi	Kalaburgi	FHIROZABAD	GP	Pigeon pea (red gram/arhar/tur)	RF	694	4	935.92				

Government of Karnataka
Directorate of Economics and Statistics
GP Level Average Yield data for Kharif season 2017-18

S.N	District	Taluk	Insurance Unit (hobli/ GP)	GP/HOBLI	Crop	IRR_RF	Area_Sown_Ha	No_CCE_Conducted	Average Yield(Kg/Ha)	Name_Of_Higher_Level	No_cce Conducted_Higher	Higher average Yield(Kg/Ha)	Synthetic field
317	Kalaburgi	Kalaburgi	HAGARAGA	GP	Pigeon pea (red gram/arhar/tur)	RF	584	4	1380.91				
318	Kalaburgi	Kalaburgi	HARSOOR	GP	Pigeon pea (red gram/arhar/tur)	RF	1459	4	1030.24				
319	Kalaburgi	Kalaburgi	HEROOR (B)	GP	Pigeon pea (red gram/arhar/tur)	RF	657	4	1097.95				
320	Kalaburgi	Kalaburgi	HOLAKUNDA	GP	Pigeon pea (red gram/arhar/tur)	RF	1600	4	1293.85				
321	Kalaburgi	Kalaburgi	HONNA KIRANAGI	GP	Pigeon pea (red gram/arhar/tur)	RF	720	4	1168.09				
322	Kalaburgi	Kalaburgi	JEEVANGI	GP	Pigeon pea (red gram/arhar/tur)	RF	1865	4	1083.44				
323	Kalaburgi	Kalaburgi	KADANI	GP	Pigeon pea (red gram/arhar/tur)	RF	1208	4	940.76				
324	Kalaburgi	Kalaburgi	Kalaburgi (ULB)	GP	Pigeon pea (red gram/arhar/tur)	RF	512			Hobli Level	20	1227.58	
325	Kalaburgi	Kalaburgi	KALLAHANGARGA	GP	Pigeon pea (red gram/arhar/tur)	RF	1258	4	1488.32				
326	Kalaburgi	Kalaburgi	KALMOOD	GP	Pigeon pea (red gram/arhar/tur)	RF	700	4	1197.11				
327	Kalaburgi	Kalaburgi	KAMALAPUR	GP	Pigeon pea (red gram/arhar/tur)	RF	1236	4	1160.83				
328	Kalaburgi	Kalaburgi	KAVALGA (B)	GP	Pigeon pea (red gram/arhar/tur)	RF	513	4	1146.32				
329	Kalaburgi	Kalaburgi	KHANADAL	GP	Pigeon pea (red gram/arhar/tur)	RF	458	4	964.94				

Government of Karnataka
Directorate of Economics and Statistics
GP Level Average Yield data for Kharif season 2017-18

S.N	District	Taluk	Insurance Unit (hobli/ GP)	GP/HOBLI	Crop	IRR_RF	Area_Sown_Ha	No_CCE_Conducted	Average Yield(Kg/Ha)	Name_Of_Higher_Level	No_cce Conducted_Higher	Higher average Yield(Kg/Ha)	Synthetic Yield
330	Kalaburgi	Kalaburgi	KINNISADAK	GP	Pigeon pea (red gram/arhar/tur)	RF	1698	4	931.09				
331	Kalaburgi	Kalaburgi	KUMASI	GP	Pigeon pea (red gram/arhar/tur)	RF	1375	4	1133.14				
332	Kalaburgi	Kalaburgi	KURIKOTA	GP	Pigeon pea (red gram/arhar/tur)	RF	1500	4	1211.62				
333	Kalaburgi	Kalaburgi	KUSANOOR	GP	Pigeon pea (red gram/arhar/tur)	RF	850	4	1634.84				
334	Kalaburgi	Kalaburgi	MAHAGOAN	GP	Pigeon pea (red gram/arhar/tur)	RF	1287	4	1049.59				
335	Kalaburgi	Kalaburgi	MARAGUTTI	GP	Pigeon pea (red gram/arhar/tur)	RF	1700	4	1061.68				
336	Kalaburgi	Kalaburgi	MELAKUNDA (B)	GP	Pigeon pea (red gram/arhar/tur)	RF	1510	4	1334.96				
337	Kalaburgi	Kalaburgi	MINAJAGI	GP	Pigeon pea (red gram/arhar/tur)	RF	850	4	955.27				
338	Kalaburgi	Kalaburgi	NAGUR	GP	Pigeon pea (red gram/arhar/tur)	RF	1596	4	1093.12				
339	Kalaburgi	Kalaburgi	NANDIKUR	GP	Pigeon pea (red gram/arhar/tur)	RF	809	4	1131.81				
340	Kalaburgi	Kalaburgi	NANDUR (K)	GP	Pigeon pea (red gram/arhar/tur)	RF	785	4	1032.66				
341	Kalaburgi	Kalaburgi	OKALI	GP	Pigeon pea (red gram/arhar/tur)	RF	1887	4	1022.58				
342	Kalaburgi	Kalaburgi	PATTAN	GP	Pigeon pea (red gram/arhar/tur)	RF	1020	4	1230.97				

Government of Karnataka
Directorate of Economics and Statistics
GP Level Average Yield data for Kharif season 2017-18

S.N	District	Taluk	Insurance Unit (hobli/ GP)	GP/HOBLI	Crop	IRR_RF	Area_Sown_Ha	No_CCE_Conducted	Average Yield(Kg/Ha)	Name_Of_Higher_Level	No_cce_Conducted_Higher	Higher average Yield(Kg/Ha)	Synthetic yield
343	Kalaburgi	Kalaburgi	SANNUR	GP	Pigeon pea (red gram/arhar/tur)	RF	2054	4	1073.77				
344	Kalaburgi	Kalaburgi	SARADAGI (B)	GP	Pigeon pea (red gram/arhar/tur)	RF	788	4	1412.34				
345	Kalaburgi	Kalaburgi	SAVALGI (B)	GP	Pigeon pea (red gram/arhar/tur)	RF	1376	4	1250.32				
346	Kalaburgi	Kalaburgi	SHARAN SIRASAGI	GP	Pigeon pea (red gram/arhar/tur)	RF	1200	4	1176.96				
347	Kalaburgi	Kalaburgi	SONTH	GP	Pigeon pea (red gram/arhar/tur)	RF	1876	4	1182.60				
348	Kalaburgi	Kalaburgi	SRINIVAS SARADGI	GP	Pigeon pea (red gram/arhar/tur)	RF	1430	4	1357.93				
349	Kalaburgi	Kalaburgi	TAJSULTANPUR	GP	Pigeon pea (red gram/arhar/tur)	RF	1350	4	1076.19				
350	Kalaburgi	Sedam	ITKAL	GP	PADDY	IRR	19	4	5422.43				
351	Kalaburgi	Sedam	KANAGADDA	GP	PADDY	IRR	22	4	5792.14				
352	Kalaburgi	Sedam	KOLKUNDA	GP	PADDY	IRR	18	4	5504.59				
353	Kalaburgi	Sedam	KUKKUNDA	GP	PADDY	IRR	1			Taluk Level	28	5100.84	
354	Kalaburgi	Sedam	LINGAMPALLI	GP	PADDY	IRR	25	4	3631.39				
355	Kalaburgi	Sedam	MADANA	GP	PADDY	IRR	32	4	3935.37				
356	Kalaburgi	Sedam	MOTAKPALLI	GP	PADDY	IRR	25	4	5668.90				
357	Kalaburgi	Sedam	RIBBANPALLI	GP	PADDY	IRR	15	4	5751.06				

Government of Karnataka
Directorate of Economics and Statistics
GP Level Average Yield data for Kharif season 2017-18

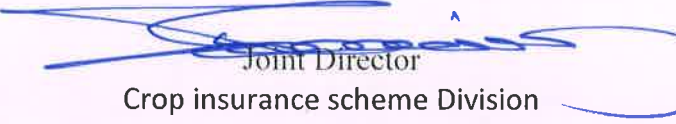
S.N	District	Taluk	Insurance Unit (hobli/ GP)	GP/HOBLI	Crop	IRR_RF	Area_Sown_Ha	No_CCE_Conducted	Average Yield(Kg/Ha)	Name_Of_Higher_Level	No_cce Conducted_Higher	Higher average Yield(Kg/Ha)	Synthetic yield
358	Kalaburgi	Sedam	ADAKI	GP	Pigeon pea (red gram/arhar/tur)	RF	955	4	1139.07				
359	Kalaburgi	Sedam	BATAGERA -K	GP	Pigeon pea (red gram/arhar/tur)	RF	478	4	1284.17				
360	Kalaburgi	Sedam	BENAKANAHALLI	GP	Pigeon pea (red gram/arhar/tur)	RF	1524	4	1272.08				
361	Kalaburgi	Sedam	CHANDAPUR	GP	Pigeon pea (red gram/arhar/tur)	RF	1041	4	1284.17				
362	Kalaburgi	Sedam	DUGNOOR	GP	Pigeon pea (red gram/arhar/tur)	RF	1200	4	1197.11				
363	Kalaburgi	Sedam	HANDARKI	GP	Pigeon pea (red gram/arhar/tur)	RF	523	4	1332.54				
364	Kalaburgi	Sedam	ITKAL	GP	Pigeon pea (red gram/arhar/tur)	RF	1827	4	1280.54				
365	Kalaburgi	Sedam	JAKANPALLI	GP	Pigeon pea (red gram/arhar/tur)	RF	876	4	1192.27				
366	Kalaburgi	Sedam	KANAGADDA	GP	Pigeon pea (red gram/arhar/tur)	RF	734	4	1289.01				
367	Kalaburgi	Sedam	KOLKUNDA	GP	Pigeon pea (red gram/arhar/tur)	RF	1021	4	1267.24				
368	Kalaburgi	Sedam	KUDLA	GP	Pigeon pea (red gram/arhar/tur)	RF	1100	4	1308.35				
369	Kalaburgi	Sedam	KUKKUNDA	GP	Pigeon pea (red gram/arhar/tur)	RF	1694	4	1303.52				
370	Kalaburgi	Sedam	KURKUNTA	GP	Pigeon pea (red gram/arhar/tur)	RF	1402	4	1136.65				

Government of Karnataka
Directorate of Economics and Statistics
GP Level Average Yield data for Kharif season 2017-18

S.N	District	Taluk	Insurance Unit (hobli/ GP)	GP/HOBLI	Crop	IRR_RF	Area_Sown_Ha	No_CCE_Conducted	Average Yield(Kg/Ha)	Name_Of_Higher_Level	No_cca_Conducted_Higher	Higher average Yield(Kg/Ha)	Synthetic Yield
371	Kalaburgi	Sedam	LINGAMPALLI	GP	Pigeon pea (red gram/arhar/tur)	RF	958	4	1209.20				
372	Kalaburgi	Sedam	MADANA	GP	Pigeon pea (red gram/arhar/tur)	RF	885	4	1293.85				
373	Kalaburgi	Sedam	MALKHED	GP	Pigeon pea (red gram/arhar/tur)	RF	837	4	1100.38				
374	Kalaburgi	Sedam	MEDAK	GP	Pigeon pea (red gram/arhar/tur)	RF	1930	4	1214.04				
375	Kalaburgi	Sedam	MOTAKPALLI	GP	Pigeon pea (red gram/arhar/tur)	RF	2200	4	1274.50				
376	Kalaburgi	Sedam	MUDKAL	GP	Pigeon pea (red gram/arhar/tur)	RF	1022	4	1169.30				
377	Kalaburgi	Sedam	MUDOL	GP	Pigeon pea (red gram/arhar/tur)	RF	696	4	1076.19				
378	Kalaburgi	Sedam	NEELHALLI	GP	Pigeon pea (red gram/arhar/tur)	RF	7655	4	1148.74				
379	Kalaburgi	Sedam	RANJOL	GP	Pigeon pea (red gram/arhar/tur)	RF	1900	4	1172.92				
380	Kalaburgi	Sedam	RIBBANPALLI	GP	Pigeon pea (red gram/arhar/tur)	RF	1291	4	1298.68				
381	Kalaburgi	Sedam	Sedam (ULB)	GP	Pigeon pea (red gram/arhar/tur)	RF	5210	4	1064.10				
382	Kalaburgi	Sedam	SINDANMADU	GP	Pigeon pea (red gram/arhar/tur)	RF	1855	4	1233.39				
383	Kalaburgi	Sedam	TELKUR	GP	Pigeon pea (red gram/arhar/tur)	RF	2200	4	1141.49				

Government of Karnataka
Directorate of Economics and Statistics
GP Level Average Yield data for Kharif season 2017-18

S.N	District	Taluk	Insurance Unit (hobli/ GP)	GP/HOBLI	Crop	IRR_RF	Area_Sown_Ha	No_CCE_Conducted	Average Yield(Kg/Ha)	Name_Of_Higher_Level	No_cce Conducted_Higher	Higher average Yield(Kg/Ha)	Synthetic Yield
384	Kalaburgi	Sedam	UOODAGI	GP	Pigeon pea (red gram/arhar/tur)	RF	850	4	1247.65				
385	Kalaburgi	Sedam	YADAGA	GP	Pigeon pea (red gram/arhar/tur)	RF	3809	4	1163.25				


 Joint Director
 Crop insurance scheme Division
 Directorate of Economics and Statistics

③

Government of Karnataka
Directorate of Economics and Statistics
GP Level Average Yield data for Kharif season 2017-18

S.N	District	Taluk	Insurance Unit (hobli/ GP)	GP/HOBLI	Crop	IRR_RF	Area_Sown_Ha	No_CCE_Conducted	Average Yield(Kg/Ha)	Name_Of_Higher_Level	No_cce_Conducted_Higher	Higher average Yield(Kg/Ha)	Synthetic Yield
1	Kodagu	Madikeri	AIYAMGERI	GP	PADDY	RF	142	4	3223.92				
2	Kodagu	Madikeri	BALLAMAVATI	GP	PADDY	RF	258	4	1976.14				
3	Kodagu	Madikeri	BENGURU	GP	PADDY	RF	234	4	3512.06				
4	Kodagu	Madikeri	BETTAGERI	GP	PADDY	RF	376	4	3695.11				
5	Kodagu	Madikeri	BHAGAMANDALA	GP	PADDY	RF	271	4	2655.24				
6	Kodagu	Madikeri	CHEMBU	GP	PADDY	RF	18	4	3486.70				
7	Kodagu	Madikeri	GALIBEEDU	GP	PADDY	RF	396	4	4267.20				
8	Kodagu	Madikeri	HAKATHURU	GP	PADDY	RF	143	4	4219.06				
9	Kodagu	Madikeri	HODDURU	GP	PADDY	RF	358	4	5387.45				
10	Kodagu	Madikeri	HOSAKERI	GP	PADDY	RF	275	4	2369.62				
11	Kodagu	Madikeri	KADAGADALU	GP	PADDY	RF	90	4	2412.55				
12	Kodagu	Madikeri	KALAKERI NIDUGANE	GP	PADDY	RF	105	4	2120.77				
13	Kodagu	Madikeri	KANTURU MARNADU	GP	PADDY	RF	521	4	3926.58				
14	Kodagu	Madikeri	KONANJAGERI	GP	PADDY	RF	316	4	3035.78				
15	Kodagu	Madikeri	KUNDACHERI	GP	PADDY	RF	190	4	3420.60				
16	Kodagu	Madikeri	KUNIJALA	GP	PADDY	RF	209	4	3573.87				
17	Kodagu	Madikeri	MADE	GP	PADDY	RF	254	4	3166.19				
18	Kodagu	Madikeri	MAKKANDURU	GP	PADDY	RF	275	4	4218.20				

Government of Karnataka
Directorate of Economics and Statistics
GP Level Average Yield data for Kharif season 2017-18

S.N	District	Taluk	Insurance Unit (hobli/ GP)	GP/HOBLI	Crop	IRR_RF	Area_Sown_Ha	No_CCE_Conducted	Average Yield(Kg/Ha)	Name_Of_Higher_Level	No_cce Conducted_Higher	Higher average Yield(Kg/Ha)	Synthetic Yield
19	Kodagu	Madikeri	MARAGODU	GP	PADDY	RF	280	4	3399.22				
20	Kodagu	Madikeri	MEKERI	GP	PADDY	RF	197	4	3166.62				
21	Kodagu	Madikeri	NAPOKLU	GP	PADDY	RF	285	4	3745.56				
22	Kodagu	Madikeri	NARIYANDADA	GP	PADDY	RF	333	4	3897.36				
23	Kodagu	Madikeri	PERAJE	GP	PADDY	RF	1			Hobli Level	22	3188.20	
24	Kodagu	Madikeri	SAMPAJE	GP	PADDY	RF	12	4	1999.17				
25	Kodagu	Madikeri	YAMMEMADU	GP	PADDY	RF	53	4	2430.75				
26	Kodagu	Somawarpet	7TH HOSKOTE	GP	PADDY	RF	128	4	4895.74				
27	Kodagu	Somawarpet	AIGUR	GP	PADDY	RF	81	4	5659.33				
28	Kodagu	Somawarpet	ALURU SIDDAPURA	GP	PADDY	RF	309	4	4372.73				
29	Kodagu	Somawarpet	BELUR	GP	PADDY	RF	29	4	4953.73				
30	Kodagu	Somawarpet	BESSUR	GP	PADDY	RF	374	4	1556.05				
31	Kodagu	Somawarpet	BETTADALLI	GP	PADDY	RF	291	4	4362.71				
32	Kodagu	Somawarpet	BYADAGOTTA	GP	PADDY	RF	374	4	3658.07				
33	Kodagu	Somawarpet	CHETTALLI	GP	PADDY	RF	248	4	4277.38				
34	Kodagu	Somawarpet	CHOWDLU	GP	PADDY	RF	4	4	3745.56				
35	Kodagu	Somawarpet	DODDAMALTHE	GP	PADDY	RF	37	4	3691.68				
36	Kodagu	Somawarpet	DUNDALLI	GP	PADDY	RF	470	4	3489.30				

Government of Karnataka
Directorate of Economics and Statistics
GP Level Average Yield data for Kharif season 2017-18

S.N	District	Taluk	Insurance Unit (hobli/ GP)	GP/HOBLI	Crop	IRR_RF	Area_Sown_Ha	No_CCE_Conducted	Average Yield(Kg/Ha)	Name_Of_Higher_Level	No_cce_Conducted_Higher	Higher average Yield(Kg/Ha)	Synthetic yield
37	Kodagu	Somawarpet	GANAGURU	GP	PADDY	RF	213			Hobli Level	27	4489.22	
38	Kodagu	Somawarpet	GARWALE	GP	PADDY	RF	239	4	3300.88				
39	Kodagu	Somawarpet	GOWDALLI	GP	PADDY	RF	276			Hobli Level	17	4559.48	
40	Kodagu	Somawarpet	GUDDEHOSURU	GP	PADDY	RF	87	4	6386.75				
41	Kodagu	Somawarpet	HAANAGALLU	GP	PADDY	RF	260	4	4081.16				
42	Kodagu	Somawarpet	HANDLI	GP	PADDY	RF	360	4	6564.13				
43	Kodagu	Somawarpet	HARADOOR	GP	PADDY	RF	164	4	2411.52				
44	Kodagu	Somawarpet	HEBBALE	GP	PADDY	RF	179	4	5138.78				
45	Kodagu	Somawarpet	KAMBIBANE	GP	PADDY	RF	45	4	5469.18				
46	Kodagu	Somawarpet	KEDAKAL	GP	PADDY	RF	189	4	3586.48				
47	Kodagu	Somawarpet	KIRAGANDURU	GP	PADDY	RF	230	4	3935.46				
48	Kodagu	Somawarpet	KODAGARAHALLI	GP	PADDY	RF	40	4	3531.82				
49	Kodagu	Somawarpet	KODLIPET	GP	PADDY	RF	176	4	4485.26				
50	Kodagu	Somawarpet	KUDIGE	GP	PADDY	RF	20	4	4279.39				
51	Kodagu	Somawarpet	KUDUMANGALORE	GP	PADDY	RF	19	4	6259.92				
52	Kodagu	Somawarpet	MADAPURA	GP	PADDY	RF	216	4	4566.09				
53	Kodagu	Somawarpet	MULLUSOGE	GP	PADDY	RF	39	4	4678.39				
54	Kodagu	Somawarpet	NALKUR SIRANGALA	GP	PADDY	RF	255	4	2596.08				



Government of Karnataka
Directorate of Economics and Statistics
GP Level Average Yield data for Kharif season 2017-18

S.N	District	Taluk	Insurance Unit (hobli/ GP)	GP/HOBLI	Crop	IRR_RF	Area_Sown_Ha	No_CCE_Conducted	Average Yield(Kg/Ha)	Name_Of_Higher_Level	No_cce_Conducted_Higher	Higher average Yield(Kg/Ha)	Synthetic Yield
55	Kodagu	Somawarpet	NANJARAYAPATNA	GP	PADDY	RF	163	4	1068.94				
56	Kodagu	Somawarpet	NELIAHUDIKERI	GP	PADDY	RF	69	4	4118.06				
57	Kodagu	Somawarpet	NERUGALE	GP	PADDY	RF	434	4	4993.83				
58	Kodagu	Somawarpet	NIDTHA	GP	PADDY	RF	294	4	5455.86				
59	Kodagu	Somawarpet	SHANTHALLI	GP	PADDY	RF	317	4	4328.77				
60	Kodagu	Somawarpet	SHIRANGALA	GP	PADDY	RF	199	4	4631.24				
61	Kodagu	Somawarpet	SUNTICOPPA	GP	PADDY	RF	58	4	3483.63				
62	Kodagu	Somawarpet	THOLUR SHETTALLI	GP	PADDY	RF	306	4	3303.94				
63	Kodagu	Somawarpet	THORENOOR	GP	PADDY	RF	89	4	4749.46				
64	Kodagu	Somawarpet	VAALNURU THYAGATHURU	GP	PADDY	RF	123	4	4201.69				
65	Kodagu	Virajpet	AMMATHI	GP	PADDY	RF	137	4	3156.94				
66	Kodagu	Virajpet	ARJI	GP	PADDY	RF	145	4	1168.13				
67	Kodagu	Virajpet	ARUVTHOKLU	GP	PADDY	RF	178	4	3581.68				
68	Kodagu	Virajpet	B.SHETTIGERI	GP	PADDY	RF	445	4	4463.88				
69	Kodagu	Virajpet	BALELE	GP	PADDY	RF	330	4	3849.29				
70	Kodagu	Virajpet	BALLYAMANDOORU	GP	PADDY	RF	800	4	6747.89				
71	Kodagu	Virajpet	BETOLI	GP	PADDY	RF	252	4	2544.36				
72	Kodagu	Virajpet	BILUGUNDA	GP	PADDY	RF	183	4	2877.00				


Government of Karnataka
Directorate of Economics and Statistics
GP Level Average Yield data for Kharif season 2017-18

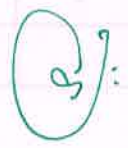
S.N	District	Taluk	Insurance Unit (hobli/ GP)	GP/HOBLI	Crop	IRR_RF	Area_Sown_Ha	No_CCE_Conducted	Average Yield(Kg/Ha)	Name_Of_Higher_Level	No_cce Conducted_Higher	Higher average Yield(Kg/Ha)	Synthetic Yield
73	Kodagu	Virajpet	BIRUNANI	GP	PADDY	RF	347	4	3489.78				
74	Kodagu	Virajpet	BITTANGALA	GP	PADDY	RF	629	4	3726.90				
75	Kodagu	Virajpet	CHEMBEBELLURU	GP	PADDY	RF	559	4	1471.63				
76	Kodagu	Virajpet	CHENNAYYANAKOTE	GP	PADDY	RF	87	4	5404.88				
77	Kodagu	Virajpet	DEVARAPURA	GP	PADDY	RF	128	4	942.83				
78	Kodagu	Virajpet	HALUGUNDA	GP	PADDY	RF	72	4	3253.85				
79	Kodagu	Virajpet	HATHURU	GP	PADDY	RF	464	4	3923.73				
80	Kodagu	Virajpet	HOSURU	GP	PADDY	RF	124	4	3471.37				
81	Kodagu	Virajpet	HUDIKERI	GP	PADDY	RF	546	4	3287.96				
82	Kodagu	Virajpet	K.BADAGA	GP	PADDY	RF	201	4	4414.20				
83	Kodagu	Virajpet	KADANOORU	GP	PADDY	RF	445	4	5457.51				
84	Kodagu	Virajpet	KAKOTUPARAMBU	GP	PADDY	RF	450	4	3335.09				
85	Kodagu	Virajpet	KANNANGALA	GP	PADDY	RF	96	4	4027.76				
86	Kodagu	Virajpet	KANOORU	GP	PADDY	RF	765	4	1231.42				
87	Kodagu	Virajpet	KARMADU	GP	PADDY	RF	169	4	3445.00				
88	Kodagu	Virajpet	KEDMULLURU	GP	PADDY	RF	473	4	3136.85				
89	Kodagu	Virajpet	KIRUGOORU	GP	PADDY	RF	486	4	4720.60				
90	Kodagu	Virajpet	KUTTA	GP	PADDY	RF	254	4	2787.79				

8

Government of Karnataka
Directorate of Economics and Statistics
GP Level Average Yield data for Kharif season 2017-18

S.N	District	Taluk	Insurance Unit (hobli/ GP)	GP/HOBLI	Crop	IRR_RF	Area_Sown_Ha	No_CCE_Conducted	Average Yield(Kg/Ha)	Name_Of_Higher_Level	No_cce Conducted_Higher	Higher average Yield(Kg/Ha)	Synthetic Yield
91	Kodagu	Virajpet	MALDERE	GP	PADDY	RF	82	4	4976.12				
92	Kodagu	Virajpet	MAYAMUDI	GP	PADDY	RF	483	4	4948.48				
93	Kodagu	Virajpet	NALKERI	GP	PADDY	RF	225	4	3960.69				
94	Kodagu	Virajpet	NITTOORU	GP	PADDY	RF	397	4	4437.55				
95	Kodagu	Virajpet	PALIBETTA	GP	PADDY	RF	33	4	2270.46				
96	Kodagu	Virajpet	PONNAMPET	GP	PADDY	RF	238	4	3272.97				
97	Kodagu	Virajpet	PONNAPPASANTHE	GP	PADDY	RF	512	4	3826.14				
98	Kodagu	Virajpet	SIDDAPURA	GP	PADDY	RF	47	4	3270.95				
99	Kodagu	Virajpet	SRIMANGALA	GP	PADDY	RF	366	4	3442.52				
100	Kodagu	Virajpet	T.SHETTIGERI	GP	PADDY	RF	619	4	3344.49				
101	Kodagu	Virajpet	THITHIMATHI	GP	PADDY	RF	120	4	3848.18				


Joint Director
Crop insurance scheme Division
Directorate of Economics and Statistics

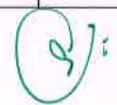


Government of Karnataka
Directorate of Economics and Statistics
GP Level Average Yield data for Kharif season 2017-18

S.N	District	Taluk	Insurance Unit (hobli/ GP)	GP/HOBLI	Crop	IRR_RF	Area_Sown_Ha	No_CCE_Conducted	Average Yield(Kg/Ha)	Name_Of_Higher_Level	No_cce Conducted_Higher	Higher average Yield(Kg/Ha)	Synthetic Yield
1	Kolar	Bangarpet	ALAMBADI JOTHENAHALLI	GP	RAGI	RF	689	4	3597.13				
2	Kolar	Bangarpet	BALAMANDE	GP	RAGI	RF	573	4	3148.52				
3	Kolar	Bangarpet	BETHAMANGALA	GP	RAGI	RF	371	4	2953.90				
4	Kolar	Bangarpet	BOODJKOTE	GP	RAGI	RF	607	4	3109.41				
5	Kolar	Bangarpet	CHIKKA ANKANDAHALLI	GP	RAGI	RF	469	4	3888.96				
6	Kolar	Bangarpet	CHINNAKOTE	GP	RAGI	RF	216	4	3085.43				
7	Kolar	Bangarpet	DHONIMADAGU	GP	RAGI	RF	901	4	1965.02				
8	Kolar	Bangarpet	DODDAVALAGAMA DI	GP	RAGI	RF	127	4	3802.82				
9	Kolar	Bangarpet	DODDURUKARAPAN AHALLI	GP	RAGI	RF	112	4	3771.89				
10	Kolar	Bangarpet	GHATTAKAMADENA HALLI	GP	RAGI	RF	95	4	2721.35				
11	Kolar	Bangarpet	GHATTAMADAMAN GALA	GP	RAGI	RF	128	4	2722.03				
12	Kolar	Bangarpet	GULLAHALLI	GP	RAGI	RF	612	4	2843.94				
13	Kolar	Bangarpet	HULIBELE	GP	RAGI	RF	480	4	4165.51				
14	Kolar	Bangarpet	HULKURU	GP	RAGI	RF	862	4	2339.45				
15	Kolar	Bangarpet	HUNKUNDA	GP	RAGI	RF	178	4	3191.40				
16	Kolar	Bangarpet	IYNORAHOSAHALLI	GP	RAGI	RF	325	4	3644.37				
17	Kolar	Bangarpet	JAKKARASANAKUPPA	GP	RAGI	RF	341	4	1637.21				
18	Kolar	Bangarpet	KAMASAMUDRA	GP	RAGI	RF	960	4	2406.17				

Government of Karnataka
Directorate of Economics and Statistics
GP Level Average Yield data for Kharif season 2017-18

S.N	District	Taluk	Insurance Unit (hobli/ GP)	GP/HOBLI	Crop	IRR_RF	Area_Sown_Ha	No_CCE_Conducted	Average Yield(Kg/Ha)	Name_Of_Higher_Level	No_cce Conducted_Higher	Higher average Yield(Kg/Ha)	Synthetic field
19	Kolar	Bangarpet	KAMMASANDRA	GP	RAGI	RF	814	4	2909.37				
20	Kolar	Bangarpet	KANGANDLAHALLI	GP	RAGI	RF	322	4	1816.13				
21	Kolar	Bangarpet	KARAHALLI	GP	RAGI	RF	341	4	3025.17				
22	Kolar	Bangarpet	KESARANAHALI	GP	RAGI	RF	205	4	2907.17				
23	Kolar	Bangarpet	KETHAGANAHALLI	GP	RAGI	RF	1103	4	3196.50				
24	Kolar	Bangarpet	KYASAMBALLI	GP	RAGI	RF	284	4	1979.16				
25	Kolar	Bangarpet	MAGONDI	GP	RAGI	RF	358	4	2526.18				
26	Kolar	Bangarpet	MARIKUPPA	GP	RAGI	RF	148	4	4083.91				
27	Kolar	Bangarpet	MAVAHALLI	GP	RAGI	RF	171	4	3538.32				
28	Kolar	Bangarpet	N.G.HULKUR	GP	RAGI	RF	314	4	2216.46				
29	Kolar	Bangarpet	PARANDAHALLI	GP	RAGI	RF	591	4	2575.38				
30	Kolar	Bangarpet	RAMASAGARA	GP	RAGI	RF	375	4	2740.31				
31	Kolar	Bangarpet	SOOLIKUNTE	GP	RAGI	RF	516	4	3677.53				
32	Kolar	Bangarpet	SRINIVASASANDRA	GP	RAGI	RF	296	4	2671.87				
33	Kolar	Bangarpet	SUNDARAPALYA	GP	RAGI	RF	208	4	2306.71				
34	Kolar	Bangarpet	T.GOLLAHALLI	GP	RAGI	RF	688	4	2962.92				
35	Kolar	Bangarpet	THOPPANAHALLI	GP	RAGI	RF	1011	4	2684.43				
36	Kolar	Bangarpet	VENGASANDRA	GP	RAGI	RF	268	4	2652.62				



Government of Karnataka
Directorate of Economics and Statistics
GP Level Average Yield data for Kharif season 2017-18

S.N	District	Taluk	Insurance Unit (hobli/ GP)	GP/HOBLI	Crop	IRR_RF	Area_Sown_Ha	No_CCE_Conducted	Average Yield(Kg/Ha)	Name_Of_Higher_Level	No_cce_Conducted_Higher	Higher average Yield(Kg/Ha)	Synthetic Yield
37	Kolar	Bangarpet	YALESANDRA	GP	RAGI	RF	721	4	3387.53				
38	Kolar	Kolar	AMMANALLUR	GP	RAGI	RF	372	4	3060.14				
39	Kolar	Kolar	ARABHIKOTHANUR	GP	RAGI	RF	567	4	3498.58				
40	Kolar	Kolar	ARAHALLI	GP	RAGI	RF	249	4	3054.09				
41	Kolar	Kolar	BEGLIHOSAHALLI	GP	RAGI	RF	356	4	3337.53				
42	Kolar	Kolar	BELAMARANAHALLI	GP	RAGI	RF	420	4	3367.32				
43	Kolar	Kolar	BELLUR	GP	RAGI	RF	454	4	3117.73				
44	Kolar	Kolar	CHANNASANDRA	GP	RAGI	RF	350	4	3634.24				
45	Kolar	Kolar	CHOWDADENAHALLI	GP	RAGI	RF	486	4	3672.93				
46	Kolar	Kolar	DODDAHASALA	GP	RAGI	RF	302	4	3052.86				
47	Kolar	Kolar	HARATI	GP	RAGI	RF	404	4	3599.60				
48	Kolar	Kolar	HOLUR	GP	RAGI	RF	377	4	3223.68				
49	Kolar	Kolar	HONNENAHALLI	GP	RAGI	RF	310	4	2924.21				
50	Kolar	Kolar	HUTTUR	GP	RAGI	RF	372	4	2632.28				
51	Kolar	Kolar	ITHRASANAHALI	GP	RAGI	RF	416	4	3811.19				
52	Kolar	Kolar	JANNAGATTA	GP	RAGI	RF	301	4	2755.98				
53	Kolar	Kolar	KONDARAJANAHALLI	GP	RAGI	RF	232	4	3488.27				
54	Kolar	Kolar	KURUGAL	GP	RAGI	RF	150	4	3310.15				

Government of Karnataka
Directorate of Economics and Statistics
GP Level Average Yield data for Kharif season 2017-18

S.N	District	Taluk	Insurance Unit (hobli/ GP)	GP/HOBLI	Crop	IRR_RF	Area_Sown_Ha	No_CCE_Conducted	Average Yield(Kg/Ha)	Name_Of_Higher_Level	No_cce Conducted_Higher	Higher average Yield(Kg/Ha)	Synthetic field
55	Kolar	Kolar	KYALANUR	GP	RAGI	RF	513	4	3385.48				
56	Kolar	Kolar	MADANAHALLI	GP	RAGI	RF	352	4	3196.34				
57	Kolar	Kolar	MADDFRI	GP	RAGI	RF	504	4	3669.05				
58	Kolar	Kolar	MANIGATTA	GP	RAGI	RF	560	4	3231.13				
59	Kolar	Kolar	MARJENAHALLI	GP	RAGI	RF	221	4	2956.37				
60	Kolar	Kolar	MUDAVADI	GP	RAGI	RF	592	4	3067.70				
61	Kolar	Kolar	MUDUVATHI	GP	RAGI	RF	561	4	3387.17				
62	Kolar	Kolar	NARASAPIURA	GP	RAGI	RF	343	4	3020.69				
63	Kolar	Kolar	SEETHI	GP	RAGI	RF	351	4	3607.82				
64	Kolar	Kolar	SETTIHALLI	GP	RAGI	RF	417	4	3665.16				
65	Kolar	Kolar	SHAPURU	GP	RAGI	RF	415	4	3465.39				
66	Kolar	Kolar	SOOLUR	GP	RAGI	RF	628	4	2913.08				
67	Kolar	Kolar	SUGATUR	GP	RAGI	RF	283	4	2810.41				
68	Kolar	Kolar	THORADEVANDAHALLI	GP	RAGI	RF	258	4	3508.56				
69	Kolar	Kolar	THOTLI	GP	RAGI	RF	264	4	3670.10				
70	Kolar	Kolar	URAGALI	GP	RAGI	RF	287	4	2857.41				
71	Kolar	Kolar	VADAGURU	GP	RAGI	RF	398	4	3442.50				
72	Kolar	Kolar	VEMGAL	GP	RAGI	RF	248	4	2804.84				

Government of Karnataka
Directorate of Economics and Statistics
GP Level Average Yield data for Kharif season 2017-18

S.N	District	Taluk	Insurance Unit (hobli/ GP)	GP/HOBLI	Crop	IRR_RF	Area_Sown_Ha	No_CCE_Conducted	Average Yield(Kg/Ha)	Name_Of_Higher_Level	No_cce Conducted_Higher	Higher average Yield(Kg/Ha)	Syntheticield
73	Kolar	Kolar	VOKKALERI	GP	RAGI	RF	475	4	3168.39				
74	Kolar	Mallur	ABBENAHALLI	GP	RAGI	RF	315	4	2546.09				
75	Kolar	Mallur	ARALERI	GP	RAGI	RF	403	4	2318.97				
76	Kolar	Mallur	BALIGANAHALLI	GP	RAGI	RF	458	4	2325.11				
77	Kolar	Mallur	BANAHALLI	GP	RAGI	RF	589	4	2814.29				
78	Kolar	Mallur	CHIKKAKUNTHUR	GP	RAGI	RF	189	4	3289.61				
79	Kolar	Mallur	CHIKKATHIRUPATHI	GP	RAGI	RF	297	4	2560.54				
80	Kolar	Mallur	CHOKKANDAHALLI	GP	RAGI	RF	284	4	2886.57				
81	Kolar	Mallur	D.N.DODDI	GP	RAGI	RF	427	4	2305.72				
82	Kolar	Mallur	DINNEHALLI	GP	RAGI	RF	579	4	2681.77				
83	Kolar	Mallur	DODDASHIVARA	GP	RAGI	RF	274	4	2816.60				
84	Kolar	Mallur	HASANDAHALLI	GP	RAGI	RF	595	4	2509.89				
85	Kolar	Mallur	HULADENAHALLI	GP	RAGI	RF	684	4	2440.82				
86	Kolar	Mallur	HULIMANGALA HOSAKOTE	GP	RAGI	RF	364	4	2849.99				
87	Kolar	Mallur	HUNGENAHALLI	GP	RAGI	RF	368	4	2687.95				
88	Kolar	Mallur	JAYAMANGALA	GP	RAGI	RF	382	4	2350.75				
89	Kolar	Mallur	K.G.HALLI	GP	RAGI	RF	586	4	2997.19				
90	Kolar	Mallur	KONDASETTIHALLI	GP	RAGI	RF	553	4	3159.84				

Government of Karnataka
Directorate of Economics and Statistics
GP Level Average Yield data for Kharif season 2017-18

S.N	District	Taluk	Insurance Unit (hobli/ GP)	GP/HOBLI	Crop	IRR_RF	Area_Sown_Ha	No_CCE_Conducted	Average Yield(Kg/Ha)	Name_Of_Higher_Level	No_cce Conducted_Higher	Higher average Yield(Kg/Ha)	Synthetic Yield
91	Kolar	Mallur	KUDIYANUR	GP	RAGI	RF	261	4	1896.70				
92	Kolar	Mallur	IAKKUR	GP	RAGI	RF	442	4	1697.13				
93	Kolar	Mallur	MASTI	GP	RAGI	RF	645	4	2409.63				
94	Kolar	Mallur	NOSAGERE	GP	RAGI	RF	207	4	1865.10				
95	Kolar	Mallur	NUTAVE	GP	RAGI	RF	478	4	2117.75				
96	Kolar	Mallur	RAJENAHALLI	GP	RAGI	RF	621	4	2661.42				
97	Kolar	Mallur	SANTEHALLI	GP	RAGI	RF	307	4	2132.95				
98	Kolar	Mallur	SHIVARAPAINA	GP	RAGI	RF	240	4	1530.55				
99	Kolar	Mallur	TAKEL	GP	RAGI	RF	675	4	2003.90				
100	Kolar	Mallur	THORNAHALLI	GP	RAGI	RF	411	4	3149.17				
101	Kolar	Mallur	TRUNASI	GP	RAGI	RF	567	4	2048.43				
102	Kolar	Mulbagal	AAVANI	GP	GROUNDNUT	RF	111			Hobli Level	54	1533.98	
103	Kolar	Mulbagal	AGARA	GP	GROUNDNUT	RF	95	8	1855.05				
104	Kolar	Mulbagal	ALANGUR	GP	GROUNDNUT	RF	175	8	1528.59				
105	Kolar	Mulbagal	AMBIKALLU	GP	GROUNDNUT	RF	145	8	1643.12				
106	Kolar	Mulbagal	ANGONDAHALLI	GP	GROUNDNUT	RF	124	8	1617.43				
107	Kolar	Mulbagal	BALLA	GP	GROUNDNUT	RF	139			Hobli Level	86	1542.91	
108	Kolar	Mulbagal	BYRAKUR	GP	GROUNDNUT	RF	226	8	1993.19				

Government of Karnataka
Directorate of Economics and Statistics
GP Level Average Yield data for Kharif season 2017-18

S.N	District	Taluk	Insurance Unit (hobli/ GP)	GP/HOBLI	Crop	IRR_RF	Area_Sown_Ha	No_CCE_Conducted	Average Yield(Kg/Ha)	Name_Of_Higher_Level	No_cce Conducted_Higher	Higher average Yield(Kg/Ha)	Synthetic Yield
109	Kolar	Mulbagal	DEVARAYASAMUDRA	GP	GROUNDNUT	RF	83	8	1554.84				
110	Kolar	Mulbagal	DHULAPPALLI	GP	GROUNDNUT	RF	184	8	1223.04				
111	Kolar	Mulbagal	EMMENATHA	GP	GROUNDNUT	RF	120	8	1735.30				
112	Kolar	Mulbagal	GUDIPALLI	GP	GROUNDNUT	RF	167	8	2271.15				
113	Kolar	Mulbagal	GUMMAKALLU	GP	GROUNDNUT	RF	141	8	1516.83				
114	Kolar	Mulbagal	H.GOLLAHALLI	GP	GROUNDNUT	RF	167	8	2076.91				
115	Kolar	Mulbagal	HANUMANAHALLI	GP	GROUNDNUT	RF	188	8	1802.97				
116	Kolar	Mulbagal	HEBRANI	GP	GROUNDNUT	RF	153	8	1766.46				
117	Kolar	Mulbagal	KAPPALAMADAGU	GP	GROUNDNUT	RF	221	8	1689.51				
118	Kolar	Mulbagal	KURUDAMALE	GP	GROUNDNUT	RF	124	8	1555.22				
119	Kolar	Mulbagal	MALLANAYAKANAHALLI	GP	GROUNDNUT	RF	194	8	1754.31				
120	Kolar	Mulbagal	MOTHAKAPALLI	GP	GROUNDNUT	RF	167	8	1432.13				
121	Kolar	Mulbagal	MUDIGERE	GP	GROUNDNUT	RF	184	8	1862.29				
122	Kolar	Mulbagal	MUDIYANUR	GP	GROUNDNUT	RF	138			Hobli Level	39	1867.75	
123	Kolar	Mulbagal	MUSHTUR	GP	GROUNDNUT	RF	200	8	1718.16				
124	Kolar	Mulbagal	NANGALI	GP	GROUNDNUT	RF	222	8	1759.67				
125	Kolar	Mulbagal	PICHHAGUNTLAHALLI	GP	GROUNDNUT	RF	206	8	1962.78				
126	Kolar	Mulbagal	RAJENDRAHALLI	GP	GROUNDNUT	RF	239	8	1503.74				

Government of Karnataka
Directorate of Economics and Statistics
GP Level Average Yield data for Kharif season 2017-18

S.N	District	Taluk	Insurance Unit (hobli/ GP)	GP/HOBLI	Crop	IRR_RF	Area_Sown_Ha	No_CCE_Conducted	Average Yield(Kg/Ha)	Name_Of_Higher_Level	No_cce Conducted_Higher	Higher average Yield(Kg/Ha)	Synthetic yield
127	Kolar	Mulbagal	SONNAVADI	GP	GROUNDNUT	RF	183	8	1304.82				
128	Kolar	Mulbagal	TAYALUR	GP	GROUNDNUT	RF	214	8	1711.94				
129	Kolar	Mulbagal	THIMMARAVUTANA HALLI	GP	GROUNDNUT	RF	205			Hobli Level	48	1546.50	
130	Kolar	Mulbagal	URUKUNTE MITTUR	GP	GROUNDNUT	RF	91	8	1470.25				
131	Kolar	Mulbagal	UTHANUR	GP	GROUNDNUT	RF	119			Hobli Level	93	1816.40	
132	Kolar	Mulbagal	AAVANI	GP	RAGI	RF	472	4	2210.81				
133	Kolar	Mulbagal	AGARA	GP	RAGI	RF	275	4	3646.85				
134	Kolar	Mulbagal	ALANGUR	GP	RAGI	RF	654	4	2135.27				
135	Kolar	Mulbagal	AMBIKALLU	GP	RAGI	RF	349	4	3315.26				
136	Kolar	Mulbagal	ANGONDAHALLI	GP	RAGI	RF	364	4	1398.15				
137	Kolar	Mulbagal	BALLA	GP	RAGI	RF	503	4	1657.55				
138	Kolar	Mulbagal	BYRAKUR	GP	RAGI	RF	285	4	2410.70				
139	Kolar	Mulbagal	DEVARAYASAMUDRA	GP	RAGI	RF	405	4	2703.54				
140	Kolar	Mulbagal	DHULAPPALLI	GP	RAGI	RF	384	4	2061.48				
141	Kolar	Mulbagal	EMMENATHA	GP	RAGI	RF	544	4	3328.52				
142	Kolar	Mulbagal	GUDIPALLI	GP	RAGI	RF	253	4	2629.81				
143	Kolar	Mulbagal	GUMMAKALLU	GP	RAGI	RF	317	4	2681.76				
144	Kolar	Mulbagal	H.GOLLAHALLI	GP	RAGI	RF	328	4	4150.05				

(8)

Government of Karnataka
Directorate of Economics and Statistics
GP Level Average Yield data for Kharif season 2017-18

S.N	District	Taluk	Insurance Unit (hobli/ GP)	GP/HOBLI	Crop	IRR_RF	Area_Sown_Ha	No_CCE_Conducted	Average Yield(Kg/Ha)	Name_Of_Higher_Level	No_cce Conducted_Higher	Higher average Yield(Kg/Ha)	Synthetic Yield
145	Kolar	Mulbagal	HANUMANAHALLI	GP	RAGI	RF	477	4	2013.04				
146	Kolar	Mulbagal	HEBBANI	GP	RAGI	RF	364	4	2138.23				
147	Kolar	Mulbagal	KAPPALAMADAGU	GP	RAGI	RF	589	4	1672.39				
148	Kolar	Mulbagal	KURUDAMALE	GP	RAGI	RF	287	4	2503.64				
149	Kolar	Mulbagal	MALLANAYAKANAHALLI	GP	RAGI	RF	469	4	3517.96				
150	Kolar	Mulbagal	MOTHAKAPALLI	GP	RAGI	RF	526	4	2131.31				
151	Kolar	Mulbagal	MUDIGERE	GP	RAGI	RF	269	4	2582.81				
152	Kolar	Mulbagal	MUDIYANUR	GP	RAGI	RF	421	4	2658.26				
153	Kolar	Mulbagal	MUSHTUR	GP	RAGI	RF	395	4	2593.94				
154	Kolar	Mulbagal	NANGALI	GP	RAGI	RF	184	4	2103.10				
155	Kolar	Mulbagal	PICHHAGUNTLAHALLI	GP	RAGI	RF	720	4	2894.52				
156	Kolar	Mulbagal	RAJENDRAHALLI	GP	RAGI	RF	234	4	2545.69				
157	Kolar	Mulbagal	SONNAVADI	GP	RAGI	RF	538	4	2735.30				
158	Kolar	Mulbagal	TAYALUR	GP	RAGI	RF	476	4	1827.01				
159	Kolar	Mulbagal	THIMMARAVUTANAHALLI	GP	RAGI	RF	342	4	2582.80				
160	Kolar	Mulbagal	URUKUNTE MITTUR	GP	RAGI	RF	346	4	2562.07				
161	Kolar	Mulbagal	UTHANUR	GP	RAGI	RF	296	4	2676.84				
162	Kolar	Srinivaspura	ADDAGAL	GP	RAGI	RF	466	4	2648.37				


Government of Karnataka
Directorate of Economics and Statistics
GP Level Average Yield data for Kharif season 2017-18

S.N	District	Taluk	Insurance Unit (hobli/ GP)	GP/HOBLI	Crop	IRR_RF	Area_Sown_Ha	No_CCE_Conducted	Average Yield(Kg/Ha)	Name_Of_Higher_Level	No_cce Conducted_Higher	Higher average Yield(Kg/Ha)	Synthetic Yield
163	Kolar	Srinivaspura	ARIKUNTE	GP	RAGI	RF	411	4	3445.94				
164	Kolar	Srinivaspura	BYRAGANAHALLI	GP	RAGI	RF	584	4	1453.86				
165	Kolar	Srinivaspura	CHALDIGANAHALLI	GP	RAGI	RF	403	4	3228.51				
166	Kolar	Srinivaspura	DALASANUR	GP	RAGI	RF	493	4	2631.32				
167	Kolar	Srinivaspura	GOWNIPALLI	GP	RAGI	RF	514	4	2628.57				
168	Kolar	Srinivaspura	HODALI	GP	RAGI	RF	351	4	3012.38				
169	Kolar	Srinivaspura	J.THIMMASANDRA	GP	RAGI	RF	345	4	2140.10				
170	Kolar	Srinivaspura	KODIPALLI	GP	RAGI	RF	315	4	2290.88				
171	Kolar	Srinivaspura	KOLATHUR	GP	RAGI	RF	340	4	2670.77				
172	Kolar	Srinivaspura	KOORIGEPALLI	GP	RAGI	RF	451	4	2313.14				
173	Kolar	Srinivaspura	LAKSHMIPUR	GP	RAGI	RF	417	4	2452.97				
174	Kolar	Srinivaspura	LAKSHMISAGARA	GP	RAGI	RF	368	4	2909.37				
175	Kolar	Srinivaspura	MASTENAHALLI	GP	RAGI	RF	321	4	2914.31				
176	Kolar	Srinivaspura	MUDIMADAGU	GP	RAGI	RF	474	4	2987.30				
177	Kolar	Srinivaspura	MUTHAKAPALLI	GP	RAGI	RF	348	4	2587.76				
178	Kolar	Srinivaspura	NAMBIHALLI	GP	RAGI	RF	354	4	2832.67				
179	Kolar	Srinivaspura	NELAVANKI	GP	RAGI	RF	474	4	2405.92				
180	Kolar	Srinivaspura	PULAGURUKOTA	GP	RAGI	RF	361	4	2832.67				

87

Government of Karnataka
Directorate of Economics and Statistics
GP Level Average Yield data for Kharif season 2017-18

S.N	District	Taluk	Insurance Unit (hobli/ GP)	GP/HOBLI	Crop	IRR_RF	Area_Sown_Ha	No_CCE_Conducted	Average Yield(Kg/Ha)	Name_Of_Higher_Level	No_cce Conducted_Higher	Higher average Yield(Kg/Ha)	Synthetic Yield
181	Kolar	Srinivaspura	RAYLAPADU	GP	RAGI	RF	504	4	2248.82				
182	Kolar	Srinivaspura	RONUR	GP	RAGI	RF	361	4	3045.85				
183	Kolar	Srinivaspura	SOMAYAJALAPALLI	GP	RAGI	RF	336	4	2919.26				
184	Kolar	Srinivaspura	THADIGOL	GP	RAGI	RF	339	4	3284.17				
185	Kolar	Srinivaspura	YALDUR	GP	RAGI	RF	400	4	2664.03				
186	Kolar	Srinivaspura	YARRAMVARIPALLI	GP	RAGI	RF	496	4	3046.81				


Joint Director
Crop insurance scheme Division
Directorate of Economics and Statistics



Government of Karnataka
Directorate of Economics and Statistics
GP Level Average Yield data for Kharif season 2017-18

S.N	District	Taluk	Insurance Unit (hobli/ GP)	GP/HOBLI	Crop	IRR_RF	Area_Sown_Ha	No_CCE_Conducted	Average Yield(Kg/Ha)	Name_Of_Higher_Level	No_cce_Conducted_Higher	Higher average Yield(Kg/Ha)	Syntheticield
1	Koppal	Gangavathi	AGOLI	GP	PADDY	IRR	170	4	7057.37				
2	Koppal	Gangavathi	ANEGUNDI	GP	PADDY	IRR	388	4	7986.46				
3	Koppal	Gangavathi	BARAGUR	GP	PADDY	IRR	1110	4	7705.45				
4	Koppal	Gangavathi	BASAPATNA	GP	PADDY	IRR	715	4	9803.56				
5	Koppal	Gangavathi	BENNUR	GP	PADDY	IRR	1157	4	6055.05				
6	Koppal	Gangavathi	BEVINAHAL	GP	PADDY	IRR	985	4	9629.55				
7	Koppal	Gangavathi	BUDUGUMPA	GP	PADDY	IRR	997	4	4376.56				
8	Koppal	Gangavathi	CHELLUR	GP	PADDY	IRR	607	4	8651.28				
9	Koppal	Gangavathi	CHIKKA JANTKAL	GP	PADDY	IRR	682	4	8800.60				
10	Koppal	Gangavathi	CHIKKABENAKAL	GP	PADDY	IRR	288	4	11461.31				
11	Koppal	Gangavathi	CHIKKADANKANKAL	GP	PADDY	IRR	433	4	7747.11				
12	Koppal	Gangavathi	DANAPUR	GP	PADDY	IRR	720	4	7477.20				
13	Koppal	Gangavathi	Gangavathi (ULB)	GP	PADDY	IRR	1540	4	5995.89				
14	Koppal	Gangavathi	GUNDUR	GP	PADDY	IRR	1570	4	6465.84				
15	Koppal	Gangavathi	HANAVAL	GP	PADDY	IRR	2289	4	7906.07				
16	Koppal	Gangavathi	HERUR	GP	PADDY	IRR	2410	4	11062.64				
17	Koppal	Gangavathi	HOSAKERA	GP	PADDY	IRR	685	4	8429.41				
18	Koppal	Gangavathi	HULIHYDER	GP	PADDY	IRR	45	4	9000.92				

Government of Karnataka
Directorate of Economics and Statistics
GP Level Average Yield data for Kharif season 2017-18

S.N	District	Taluk	Insurance Unit (hobli/ GP)	GP/HOBLI	Crop	IRR_RF	Area_Sown_Ha	No_CCE_Conducted	Average Yield(Kg/Ha)	Name_Of_Higher_Level	No_cce_Conducted_Higher	Higher average Yield(Kg/Ha)	Synthetic Yield
19	Koppal	Gangavathi	HULKIHALLI	GP	PADDY	IRR	1503	4	7726.96				
20	Koppal	Gangavathi	JANGAMAR KALGUDI	GP	PADDY	IRR	970	4	7607.83				
21	Koppal	Gangavathi	Kanakagiri(ULB)	GP	PADDY	IRR	20	4	5422.59				
22	Koppal	Gangavathi	Kartagi(ULB)	GP	PADDY	IRR	1502	4	7657.13				
23	Koppal	Gangavathi	KESARAHATTI	GP	PADDY	IRR	860	4	6462.96				
24	Koppal	Gangavathi	MAILAPUR	GP	PADDY	IRR	744	4	7722.13				
25	Koppal	Gangavathi	MALLAPURA	GP	PADDY	IRR	448	4	6420.65				
26	Koppal	Gangavathi	MARALI	GP	PADDY	IRR	980	4	8358.76				
27	Koppal	Gangavathi	MARLANHALLI	GP	PADDY	IRR	622	4	7722.85				
28	Koppal	Gangavathi	MUSTUR	GP	PADDY	IRR	200	4	9882.74				
29	Koppal	Gangavathi	NAVALI	GP	PADDY	IRR	65			Hobli Level	7	9726.12	
30	Koppal	Gangavathi	SANAPUR	GP	PADDY	IRR	243	4	7479.06				
31	Koppal	Gangavathi	SANGAPURA	GP	PADDY	IRR	944	4	8139.83				
32	Koppal	Gangavathi	SIDDAPUR	GP	PADDY	IRR	835	4	8689.03				
33	Koppal	Gangavathi	SRIRAMNAGAR	GP	PADDY	IRR	660	4	8192.80				
34	Koppal	Gangavathi	ULENUR	GP	PADDY	IRR	1918	4	6807.61				
35	Koppal	Gangavathi	VADDARAHATTI	GP	PADDY	IRR	1309	4	10720.96				
36	Koppal	Gangavathi	VENKATAGIRI	GP	PADDY	IRR	710	4	10351.05				

Government of Karnataka
Directorate of Economics and Statistics
GP Level Average Yield data for Kharif season 2017-18

S.N	District	Taluk	Insurance Unit (hobli/ GP)	GP/HOBLI	Crop	IRR_RF	Area_Sown_Ha	No_CCE_Conducted	Average Yield(Kg/Ha)	Name_Of_Higher_Level	No_cce Conducted_Higher	Higher average Yield(Kg/Ha)	Synthetic Yield
37	Koppal	Gangavathi	YERADONA	GP	PADDY	IRR	987	4	6978.50				
38	Koppal	Koppal	AGALKERA	GP	Maize (Makka)	RF	0			Hobli Level	4	3531.73	
39	Koppal	Koppal	AI WANDI	GP	Maize (Makka)	RF	487	4	2161.10				
40	Koppal	Koppal	BAHADDURBANDI	GP	Maize (Makka)	RF	624	4	5062.66				
41	Koppal	Koppal	BETAGERI	GP	Maize (Makka)	RF	419	4	3659.06				
42	Koppal	Koppal	BISARALLI	GP	Maize (Makka)	RF	372	4	3340.59				
43	Koppal	Koppal	BOCHANAHALI	GP	Maize (Makka)	RF	400	4	4391.65				
44	Koppal	Koppal	BIJUGUMPA	GP	Maize (Makka)	RF	655	4	6112.41				
45	Koppal	Koppal	CHIKKABOMMANAL	GP	Maize (Makka)	RF	1297	4	4566.74				
46	Koppal	Koppal	GINIGERA	GP	Maize (Makka)	RF	126	4	6044.26				
47	Koppal	Koppal	GONDABAL	GP	Maize (Makka)	RF	509	4	6914.02				
48	Koppal	Koppal	GULADALLI	GP	Maize (Makka)	RF	176	4	4336.40				
49	Koppal	Koppal	HALAGERI	GP	Maize (Makka)	RF	243	4	4605.27				
50	Koppal	Koppal	HALAVARTHI	GP	Maize (Makka)	RF	808	4	3208.23				
51	Koppal	Koppal	HASAGAL	GP	Maize (Makka)	RF	1106	4	4337.92				
52	Koppal	Koppal	HATTI	GP	Maize (Makka)	RF	445	4	2820.30				
53	Koppal	Koppal	HIREBAGANAL	GP	Maize (Makka)	RF	433	4	3511.75				
54	Koppal	Koppal	HIRESINDOGI	GP	Maize (Makka)	RF	361	4	3407.43				

Government of Karnataka
Directorate of Economics and Statistics
GP Level Average Yield data for Kharlf season 2017-18

S.N	District	Taluk	Insurance Unit (hobli/ GP)	GP/HOBLI	Crop	IRR_RF	Area_Sown_Ha	No_CCE_Conducted	Average Yield(Kg/Ha)	Name_Of_Higher_Level	No_cce_Conducted_Higher	Higher average Yield(Kg/Ha)	Synthetic Yield
55	Koppal	Koppal	HOSALLI	GP	Maize (Makka)	RF	0			Hobli Level	4	3531.73	
56	Koppal	Koppal	INDARGI	GP	Maize (Makka)	RF	880	4	1412.04				
57	Koppal	Koppal	IRKALGAD	GP	Maize (Makka)	RF	1035	4	5543.63				
58	Koppal	Koppal	KALAKERA	GP	Maize (Makka)	RF	460	4	4128.23				
59	Koppal	Koppal	KALTAVARGERA	GP	Maize (Makka)	RF	1154	4	5657.73				
60	Koppal	Koppal	KATARKI GUDLANUR	GP	Maize (Makka)	RF	163	4	3936.68				
61	Koppal	Koppal	KAVALOOR	GP	Maize (Makka)	RF	95	4	3758.66				
62	Koppal	Koppal	KINNAL	GP	Maize (Makka)	RF	140	4	3567.32				
63	Koppal	Koppal	KOLUR	GP	Maize (Makka)	RF	751	4	2946.42				
64	Koppal	Koppal	Koppal (ULB)	GP	Maize (Makka)	RF	436	4	5679.05				
65	Koppal	Koppal	KUNIKERI	GP	Maize (Makka)	RF	483	4	3783.37				
66	Koppal	Koppal	LEBAGERI	GP	Maize (Makka)	RF	1332	4	4549.18				
67	Koppal	Koppal	MADINUR	GP	Maize (Makka)	RF	410	4	3724.58				
68	Koppal	Koppal	MATTUR	GP	Maize (Makka)	RF	165	4	4193.76				
69	Koppal	Koppal	OJANAHALLI	GP	Maize (Makka)	RF	1605	4	4738.95				
70	Koppal	Koppal	VANABALLARI	GP	Maize (Makka)	RF	556	4	5425.68				
71	Koppal	Koppal	ALWANDI	GP	Pearl Millet (Bajra/Bulrush Millet/Spiked Millet)	RF	631	4	1639.05				

Government of Karnataka
Directorate of Economics and Statistics
GP Level Average Yield data for Kharif season 2017-18

S.N	District	Taluk	Insurance Unit (hobli/ GP)	GP/HOBLI	Crop	IRR_RF	Area_Sown_Ha	No_CCE_Conducted	Average Yield(Kg/Ha)	Name_Of_Higher_Level	No_cce Conducted_Higher	Higher average Yield(Kg/Ha)	Synthetic Yield
72	Koppal	Koppal	BAHADDURBANDI	GP	Pearl Millet (Bajra/Bulrush Millet/Spiked Millet)	RF	689	4	2343.66				
73	Koppal	Koppal	BETAGERI	GP	Pearl Millet (Bajra/Bulrush Millet/Spiked Millet)	RF	491			Hobli Level	38	1943.60	
74	Koppal	Koppal	BISARALLI	GP	Pearl Millet (Bajra/Bulrush Millet/Spiked Millet)	RF	336	4	2007.99				
75	Koppal	Koppal	BOCHANAHALI	GP	Pearl Millet (Bajra/Bulrush Millet/Spiked Millet)	RF	461	4	1915.25				
76	Koppal	Koppal	BUDGUMPA	GP	Pearl Millet (Bajra/Bulrush Millet/Spiked Millet)	RF	563	4	3083.55				
77	Koppal	Koppal	CHIKKABOMMANAL	GP	Pearl Millet (Bajra/Bulrush Millet/Spiked Millet)	RF	1088	4	2404.82				
78	Koppal	Koppal	GINIGERA	GP	Pearl Millet (Bajra/Bulrush Millet/Spiked Millet)	RF	46	4	2886.98				
79	Koppal	Koppal	GONDABAL	GP	Pearl Millet (Bajra/Bulrush Millet/Spiked Millet)	RF	294	4	1975.73				
80	Koppal	Koppal	GULADALLI	GP	Pearl Millet (Bajra/Bulrush Millet/Spiked Millet)	RF	375	4	1768.08				
81	Koppal	Koppal	HALAGERI	GP	Pearl Millet (Bajra/Bulrush Millet/Spiked Millet)	RF	315	4	2479.74				
82	Koppal	Koppal	HALAVARTHI	GP	Pearl Millet (Bajra/Bulrush Millet/Spiked Millet)	RF	409	4	1975.73				
83	Koppal	Koppal	HASAGAL	GP	Pearl Millet (Bajra/Bulrush Millet/Spiked Millet)	RF	821	4	1993.37				
84	Koppal	Koppal	HATTI	GP	Pearl Millet (Bajra/Bulrush Millet/Spiked Millet)	RF	486	4	1495.91				

Government of Karnataka
Directorate of Economics and Statistics
GP Level Average Yield data for Kharif season 2017-18

S.N	District	Taluk	Insurance Unit (hobli/ GP)	GP/HOBLI	Crop	IRR_RF	Area_Sown_Ha	No_CCE_Conducted	Average Yield(Kg/Ha)	Name_Of_Higher_Level	No_cce_Conducted_Higher	Higher average Yield(Kg/Ha)	Synthetic field
85	Koppal	Koppal	HIREBAGANAL	GP	Pearl Millet (Bajra/Bulrush Millet/Spiked Millet)	RF	218	4	1228.58				
86	Koppal	Koppal	HIREINDOGI	GP	Pearl Millet (Bajra/Bulrush Millet/Spiked Millet)	RF	378	4	1774.13				
87	Koppal	Koppal	HOSALLI	GP	Pearl Millet (Bajra/Bulrush Millet/Spiked Millet)	RF	0			Hobli Level	8	1737.84	
88	Koppal	Koppal	INDARGI	GP	Pearl Millet (Bajra/Bulrush Millet/Spiked Millet)	RF	680	4	3632.92				
89	Koppal	Koppal	IRKALGAD	GP	Pearl Millet (Bajra/Bulrush Millet/Spiked Millet)	RF	935	4	1975.73				
90	Koppal	Koppal	KALAKERA	GP	Pearl Millet (Bajra/Bulrush Millet/Spiked Millet)	RF	275	4	2181.37				
91	Koppal	Koppal	KALTAVERGERA	GP	Pearl Millet (Bajra/Bulrush Millet/Spiked Millet)	RF	979	4	2230.76				
92	Koppal	Koppal	KATARKI GUDLANUR	GP	Pearl Millet (Bajra/Bulrush Millet/Spiked Millet)	RF	162	4	2251.93				
93	Koppal	Koppal	KAVALOOR	GP	Pearl Millet (Bajra/Bulrush Millet/Spiked Millet)	RF	111	4	2066.45				
94	Koppal	Koppal	KINNAL	GP	Pearl Millet (Bajra/Bulrush Millet/Spiked Millet)	RF	105	4	2153.22				
95	Koppal	Koppal	KOLUR	GP	Pearl Millet (Bajra/Bulrush Millet/Spiked Millet)	RF	525	4	1927.55				
96	Koppal	Koppal	Koppal (ULB)	GP	Pearl Millet (Bajra/Bulrush Millet/Spiked Millet)	RF	378	4	3072.46				
97	Koppal	Koppal	KUNIKERI	GP	Pearl Millet (Bajra/Bulrush Millet/Spiked Millet)	RF	462	4	1797.63				

Government of Karnataka
Directorate of Economics and Statistics
GP Level Average Yield data for Kharif season 2017-18

S.N	District	Taluk	Insurance Unit (hobli/ GP)	GP/HOBLI	Crop	IRR_RF	Area_Sown_Ha	No_CCE_Conducted	Average Yield(Kg/Ha)	Name_Of_Higher_Level	No_cce Conducted_Higher	Higher average Yield(Kg/Ha)	Synthetic yield
98	Koppal	Koppal	LEBAGERI	GP	Pearl Millet (Bajra/Bulrush Millet/Spiked Millet)	RF	928	4	3376.08				
99	Koppal	Koppal	MADINUR	GP	Pearl Millet (Bajra/Bulrush Millet/Spiked Millet)	RF	340	4	1926.77				
100	Koppal	Koppal	MATTUR	GP	Pearl Millet (Bajra/Bulrush Millet/Spiked Millet)	RF	134	4	2056.37				
101	Koppal	Koppal	MUNIRABAD DAM	GP	Pearl Millet (Bajra/Bulrush Millet/Spiked Millet)	RF	0			Hobli Level	8	1737.84	
102	Koppal	Koppal	OJANAHALLI	GP	Pearl Millet (Bajra/Bulrush Millet/Spiked Millet)	RF	709			Hobli Level	39	2076.77	
103	Koppal	Koppal	SHIVAPUR	GP	Pearl Millet (Bajra/Bulrush Millet/Spiked Millet)	RF	23	4	1326.56				
104	Koppal	Koppal	VANABALLARI	GP	Pearl Millet (Bajra/Bulrush Millet/Spiked Millet)	RF	356	4	3290.20				
105	Koppal	Kushtagi	ADAVIBHAVI	GP	Maize (Makka)	RF	251	4	2923.23				
106	Koppal	Kushtagi	ANTARATHANA	GP	Maize (Makka)	RF	207	4	2301.33				
107	Koppal	Kushtagi	BENAKANAHAL	GP	Maize (Makka)	RF	650	4	1541.21				
108	Koppal	Kushtagi	BIJAKAL	GP	Maize (Makka)	RF	180	4	2356.89				
109	Koppal	Kushtagi	BILEKAL	GP	Maize (Makka)	RF	345	4	1370.84				
110	Koppal	Kushtagi	CHALAGERA	GP	Maize (Makka)	RF	223			Hobli Level	45	3012.19	
111	Koppal	Kushtagi	DOTIHAL	GP	Maize (Makka)	RF	272	4	864.97				
112	Koppal	Kushtagi	GUMAGERI	GP	Maize (Makka)	RF	230	4	2713.71				

Government of Karnataka
Directorate of Economics and Statistics
GP Level Average Yield data for Kharif season 2017-18

S.N	District	Taluk	Insurance Unit (hobli/ GP)	GP/HOBLI	Crop	IRR_RF	Area_Sown_Ha	No_CCE_Conducted	Average Yield(Kg/Ha)	Name_Of_Higher_Level	No_cce_Conducted_Higher	Higher average Yield(Kg/Ha)	Synthetic Yield
113	Koppal	Kushtagi	HABALAKATTI	GP	Maize (Makka)	RF	315	4	4275.67				
114	Koppal	Kushtagi	HANUMANAL	GP	Maize (Makka)	RF	322	4	288.91				
115	Koppal	Kushtagi	HANUMASAGAR	GP	Maize (Makka)	RF	214	4	3225.92				
116	Koppal	Kushtagi	HIREBANNIGOL	GP	Maize (Makka)	RF	215	4	2451.25				
117	Koppal	Kushtagi	HIREGONNAGAR	GP	Maize (Makka)	RF	472			Hobli Level	32	2302.79	
118	Koppal	Kushtagi	HIREMANNAPUR	GP	Maize (Makka)	RF	250	4	3244.92				
119	Koppal	Kushtagi	HIRENANDIHAL	GP	Maize (Makka)	RF	220	4	3671.11				
120	Koppal	Kushtagi	HULGERA	GP	Maize (Makka)	RF	219	4	5915.82				
121	Koppal	Kushtagi	JAGIRGUDADUR	GP	Maize (Makka)	RF	268	4	4676.04				
122	Koppal	Kushtagi	JUMLAPUR	GP	Maize (Makka)	RF	322	4	2531.98				
123	Koppal	Kushtagi	KABBARAGI	GP	Maize (Makka)	RF	254	4	2440.24				
124	Koppal	Kushtagi	KANDAKUR	GP	Maize (Makka)	RF	210	4	4281.75				
125	Koppal	Kushtagi	KATAPUR	GP	Maize (Makka)	RF	250	4	2770.50				
126	Koppal	Kushtagi	KESUR	GP	Maize (Makka)	RF	180	4	3043.10				
127	Koppal	Kushtagi	KILLARAHATTI	GP	Maize (Makka)	RF	306	4	2361.61				
128	Koppal	Kushtagi	KORADAKERA	GP	Maize (Makka)	RF	240	4	4466.35				
129	Koppal	Kushtagi	Kustagi (ULB)	GP	Maize (Makka)	RF	370	4	2958.10				
130	Koppal	Kushtagi	KYADIGUPPA	GP	Maize (Makka)	RF	506	4	2559.24				

(8)

Government of Karnataka
Directorate of Economics and Statistics
GP Level Average Yield data for Kharif season 2017-18

S.N	District	Taluk	Insurance Unit (hobli/ GP)	GP/HOBLI	Crop	IRR_RF	Area_Sown_Ha	No_CCE_Conducted	Average Yield(Kg/Ha)	Name_Of_Higher_Level	No_cce_Conducted_Higher	Higher average Yield(Kg/Ha)	Synthetic Yield
131	Koppal	Kushtagi	LINGADAHALLI	GP	Maize (Makka)	RF	312			Hobli Level	23	2694.49	
132	Koppal	Kushtagi	MALAGITTI	GP	Maize (Makka)	RF	478	4	2576.54				
133	Koppal	Kushtagi	MENEDAL	GP	Maize (Makka)	RF	255	4	1813.80				
134	Koppal	Kushtagi	MUDENOOR	GP	Maize (Makka)	RF	160	4	2296.08				
135	Koppal	Kushtagi	NILOGAL	GP	Maize (Makka)	RF	611			Hobli Level	32	2302.79	
136	Koppal	Kushtagi	SANGANAL	GP	Maize (Makka)	RF	275	4	3808.46				
137	Koppal	Kushtagi	SHIRAGUMPI	GP	Maize (Makka)	RF	180	4	2626.34				
138	Koppal	Kushtagi	TALAVAGERA	GP	Maize (Makka)	RF	216	4	1984.18				
139	Koppal	Kushtagi	Tavaregera(ULB)	GP	Maize (Makka)	RF	444	4	3218.71				
140	Koppal	Kushtagi	TUGGALADONI	GP	Maize (Makka)	RF	521			Hobli Level	32	2302.79	
141	Koppal	Kushtagi	TUMARIKOPPA	GP	Maize (Makka)	RF	315	4	3200.37				
142	Koppal	Kushtagi	YARAGERA	GP	Maize (Makka)	RF	256	4	891.18				
143	Koppal	Kushtagi	ADAVIBHAVI	GP	Pearl Millet (Bajra/Bulrush Millet/Spiked Millet)	RF	1142	4	1979.22				
144	Koppal	Kushtagi	ANTARATHANA	GP	Pearl Millet (Bajra/Bulrush Millet/Spiked Millet)	RF	176	4	1827.89				
145	Koppal	Kushtagi	BENAKANAHAL	GP	Pearl Millet (Bajra/Bulrush Millet/Spiked Millet)	RF	481	4	798.36				
146	Koppal	Kushtagi	BIJAKAL	GP	Pearl Millet (Bajra/Bulrush Millet/Spiked Millet)	RF	849	4	1910.54				

Government of Karnataka
Directorate of Economics and Statistics
GP Level Average Yield data for Kharif season 2017-18

S.N	District	Taluk	Insurance Unit (hobli/ GP)	GP/HOBLI	Crop	IRR_RF	Area_Sown_Ha	No_CCE_Conducted	Average Yield(Kg/Ha)	Name_Of_Higher_Level	No_cce_Conducted_Higher	Higher average Yield(Kg/Ha)	Synthetic Yield
147	Koppal	Kushtagi	BILEKAL	GP	Pearl Millet (Bajra/Bulrush Millet/Spiked Millet)	RF	257	4	1272.13				
148	Koppal	Kushtagi	CHALAGERA	GP	Pearl Millet (Bajra/Bulrush Millet/Spiked Millet)	RF	1182			Hobli Level	45	1418.68	
149	Koppal	Kushtagi	DOTIHAL	GP	Pearl Millet (Bajra/Bulrush Millet/Spiked Millet)	RF	872	4	1348.74				
150	Koppal	Kushtagi	GUMAGERI	GP	Pearl Millet (Bajra/Bulrush Millet/Spiked Millet)	RF	709	4	1052.38				
151	Koppal	Kushtagi	HABALAKATTI	GP	Pearl Millet (Bajra/Bulrush Millet/Spiked Millet)	RF	343	4	2036.21				
152	Koppal	Kushtagi	HANUMANAL	GP	Pearl Millet (Bajra/Bulrush Millet/Spiked Millet)	RF	258			Hobli Level	35	1645.48	
153	Koppal	Kushtagi	HANUMASAGAR	GP	Pearl Millet (Bajra/Bulrush Millet/Spiked Millet)	RF	876	4	968.51				
154	Koppal	Kushtagi	HIREBANNIGOL	GP	Pearl Millet (Bajra/Bulrush Millet/Spiked Millet)	RF	572	4	1520.37				
155	Koppal	Kushtagi	HIREGONNAGAR	GP	Pearl Millet (Bajra/Bulrush Millet/Spiked Millet)	RF	447			Hobli Level	35	1645.48	
156	Koppal	Kushtagi	HIREMANNAPUR	GP	Pearl Millet (Bajra/Bulrush Millet/Spiked Millet)	RF	924	4	1577.76				
157	Koppal	Kushtagi	HIRENANDIHAL	GP	Pearl Millet (Bajra/Bulrush Millet/Spiked Millet)	RF	750	4	1262.30				
158	Koppal	Kushtagi	HULGERA	GP	Pearl Millet (Bajra/Bulrush Millet/Spiked Millet)	RF	832	4	1683.40				
159	Koppal	Kushtagi	JAGIRGUDADUR	GP	Pearl Millet (Bajra/Bulrush Millet/Spiked Millet)	RF	333	4	2463.61				

S/:

Government of Karnataka
Directorate of Economics and Statistics
GP Level Average Yield data for Kharif season 2017-18

S.N	District	Taluk	Insurance Unit (hobli/ GP)	GP/HOBLI	Crop	IRR_RF	Area_Sown_Ha	No_CCE_Conducted	Average Yield(Kg/Ha)	Name_Of_Higher_Level	No_cce Conducted_Higher	Higher average Yield(Kg/Ha)	Synthetic Yield
160	Koppal	Kushtagi	JUMLAPUR	GP	Pearl Millet (Bajra/Bulrush Millet/Spiked Millet)	RF	1400	4	1562.44				
161	Koppal	Kushtagi	KABBARAGI	GP	Pearl Millet (Bajra/Bulrush Millet/Spiked Millet)	RF	822	4	1467.69				
162	Koppal	Kushtagi	KANDAKUR	GP	Pearl Millet (Bajra/Bulrush Millet/Spiked Millet)	RF	829	4	1889.04				
163	Koppal	Kushtagi	KATAPUR	GP	Pearl Millet (Bajra/Bulrush Millet/Spiked Millet)	RF	252	4	1374.95				
164	Koppal	Kushtagi	KESUR	GP	Pearl Millet (Bajra/Bulrush Millet/Spiked Millet)	RF	820	4	1246.55				
165	Koppal	Kushtagi	KILLARAHATTI	GP	Pearl Millet (Bajra/Bulrush Millet/Spiked Millet)	RF	200	4	1391.75				
166	Koppal	Kushtagi	KORADAKERA	GP	Pearl Millet (Bajra/Bulrush Millet/Spiked Millet)	RF	238	4	1013.32				
167	Koppal	Kushtagi	Kustagi (ULB)	GP	Pearl Millet (Bajra/Bulrush Millet/Spiked Millet)	RF	333	4	524.18				
168	Koppal	Kushtagi	KYADIGUPPA	GP	Pearl Millet (Bajra/Bulrush Millet/Spiked Millet)	RF	844	4	1177.37				
169	Koppal	Kushtagi	LINGADAHALLI	GP	Pearl Millet (Bajra/Bulrush Millet/Spiked Millet)	RF	1506			Hobli Level	21	1392.42	
170	Koppal	Kushtagi	MALAGITTI	GP	Pearl Millet (Bajra/Bulrush Millet/Spiked Millet)	RF	349	4	1026.17				
171	Koppal	Kushtagi	MENEDAL	GP	Pearl Millet (Bajra/Bulrush Millet/Spiked Millet)	RF	1340	4	1002.65				
172	Koppal	Kushtagi	MUDENOOR	GP	Pearl Millet (Bajra/Bulrush Millet/Spiked Millet)	RF	812	4	1374.95				

Government of Karnataka
Directorate of Economics and Statistics
GP Level Average Yield data for Kharif season 2017-18

S.N	District	Taluk	Insurance Unit (hobli/ GP)	GP/HOBLI	Crop	IRR_RF	Area_Sown_Ha	No_CCE_Conducted	Average Yield(Kg/Ha)	Name_Of_Higher_Level	No_cce_Conducted_Higher	Higher average Yield(Kg/Ha)	Synthetic yield
173	Koppal	Kushtagi	NILOGAL	GP	Pearl Millet (Bajra/Bulrush Millet/Spiked Millet)	RF	594	4	2579.74				
174	Koppal	Kushtagi	SANGANAL	GP	Pearl Millet (Bajra/Bulrush Millet/Spiked Millet)	RF	1272	4	2153.14				
175	Koppal	Kushtagi	SHIRAGUMPI	GP	Pearl Millet (Bajra/Bulrush Millet/Spiked Millet)	RF	644	4	1419.30				
176	Koppal	Kushtagi	TALAVAGERA	GP	Pearl Millet (Bajra/Bulrush Millet/Spiked Millet)	RF	434	4	1554.38				
177	Koppal	Kushtagi	Tavaregera(ULB)	GP	Pearl Millet (Bajra/Bulrush Millet/Spiked Millet)	RF	1760	4	1012.06				
178	Koppal	Kushtagi	TUGGALADONI	GP	Pearl Millet (Bajra/Bulrush Millet/Spiked Millet)	RF	435	4	2263.62				
179	Koppal	Kushtagi	TUMARIKOPPA	GP	Pearl Millet (Bajra/Bulrush Millet/Spiked Millet)	RF	413	4	1620.90				
180	Koppal	Kushtagi	YARAGERA	GP	Pearl Millet (Bajra/Bulrush Millet/Spiked Millet)	RF	280	4	667.32				
181	Koppal	Yelburga	BALIGERI	GP	Green Gram (Moong Bean/ Moong)	RF	508	4	161.98				
182	Koppal	Yelburga	BALLUTAGI	GP	Green Gram (Moong Bean/ Moong)	RF	276	4	192.47				
183	Koppal	Yelburga	BANDI	GP	Green Gram (Moong Bean/ Moong)	RF	41	4	245.22				
184	Koppal	Yelburga	BANNIKOPPA	GP	Green Gram (Moong Bean/ Moong)	RF	336	4	291.76				
185	Koppal	Yelburga	BENAKAL	GP	Green Gram (Moong Bean/ Moong)	RF	454	4	198.19				

Government of Karnataka
Directorate of Economics and Statistics
GP Level Average Yield data for Kharif season 2017-18

S.N	District	Taluk	Insurance Unit (hobli/ GP)	GP/HOBLI	Crop	IRR_RF	Area_Sown_Ha	No_CCE_Conducted	Average Yield(Kg/Ha)	Name_Of_Higher_Level	No_cce_Conducted_Higher	Higher average Yield(Kg/Ha)	Synthetic Yield
186	Koppal	Yelburga	BEVOOR	GP	Green Gram (Moong Bean/ Moong)	RF	8	4	189.61				
187	Koppal	Yelburga	BHANAPUR	GP	Green Gram (Moong Bean/ Moong)	RF	343	4	186.75				
188	Koppal	Yelburga	CHIKKAMYAGERI	GP	Green Gram (Moong Bean/ Moong)	RF	530	4	221.06				
189	Koppal	Yelburga	GANADAL	GP	Green Gram (Moong Bean/ Moong)	RF	6	4	234.39				
190	Koppal	Yelburga	GEDDIGERI	GP	Green Gram (Moong Bean/ Moong)	RF	117	4	179.13				
191	Koppal	Yelburga	GUNNAL	GP	Green Gram (Moong Bean/ Moong)	RF	3			Hobli Level	22	185.27	
192	Koppal	Yelburga	HIREARALIHALLI	GP	Green Gram (Moong Bean/ Moong)	RF	231	4	127.68				
193	Koppal	Yelburga	HIREBIDANAL	GP	Green Gram (Moong Bean/ Moong)	RF	319	4	177.28				
194	Koppal	Yelburga	HIREMYAGERI	GP	Green Gram (Moong Bean/ Moong)	RF	431	4	150.55				
195	Koppal	Yelburga	HIREVANKALAKUNTA	GP	Green Gram (Moong Bean/ Moong)	RF	4			Hobli Level	22	185.27	
196	Koppal	Yelburga	ITAGI	GP	Green Gram (Moong Bean/ Moong)	RF	619	4	219.56				
197	Koppal	Yelburga	KALLUR	GP	Green Gram (Moong Bean/ Moong)	RF	314	4	147.23				
198	Koppal	Yelburga	KARMUDI	GP	Green Gram (Moong Bean/ Moong)	RF	1661	4	316.34				

32

Government of Karnataka
Directorate of Economics and Statistics
GP Level Average Yield data for Kharif season 2017-18

S.N	District	Taluk	Insurance Unit (hobli/ GP)	GP/HOBLI	Crop	IRR_RF	Area_Sown_Ha	No_CCE_Conducted	Average Yield(Kg/Ha)	Name_Of_Higher_Level	No_cce Conducted_Higher	Higher average Yield(Kg/Ha)	Synthetic yield
199	Koppal	Yelburga	KUDARIMOTHI	GP	Green Gram (Moong Bean/ Moong)	RF	17	4	156.26				
200	Koppal	Yelburga	Kukanura(ULB)	GP	Green Gram (Moong Bean/ Moong)	RF	864	4	208.67				
201	Koppal	Yelburga	MANDALAGERI	GP	Green Gram (Moong Bean/ Moong)	RF	1914	4	228.13				
202	Koppal	Yelburga	MANGALORE	GP	Green Gram (Moong Bean/ Moong)	RF	197	4	205.81				
203	Koppal	Yelburga	MASABAHANCHINAL	GP	Green Gram (Moong Bean/ Moong)	RF	371	4	139.11				
204	Koppal	Yelburga	MATALADINNI	GP	Green Gram (Moong Bean/ Moong)	RF	9			Hobli Level	22	185.27	
205	Koppal	Yelburga	MUDHOL	GP	Green Gram (Moong Bean/ Moong)	RF	794	4	230.58				
206	Koppal	Yelburga	MURADI	GP	Green Gram (Moong Bean/ Moong)	RF	9			Hobli Level	105	186.63	
207	Koppal	Yelburga	NELZERI	GP	Green Gram (Moong Bean/ Moong)	RF	75	4	80.04				
208	Koppal	Yelburga	RAJOOR	GP	Green Gram (Moong Bean/ Moong)	RF	718	4	163.89				
209	Koppal	Yelburga	SANGANAHAL	GP	Green Gram (Moong Bean/ Moong)	RF	718	4	131.49				
210	Koppal	Yelburga	SANKANOORU	GP	Green Gram (Moong Bean/ Moong)	RF	624	4	110.26				
211	Koppal	Yelburga	SHIRUR	GP	Green Gram (Moong Bean/ Moong)	RF	238	4	186.75				

Government of Karnataka
Directorate of Economics and Statistics
GP Level Average Yield data for Kharif season 2017-18


S.N	District	Taluk	Insurance Unit (hobli/ GP)	GP/HOBLI	Crop	IRR_RF	Area_Sown_Ha	No_CCE_Conducted	Average Yield(Kg/Ha)	Name_Of_Higher_Level	No_cce_Conducted_Higher	Higher average Yield(Kg/Ha)	Synthetic yield
212	Koppal	Yelburga	TALAKAL	GP	Green Gram (Moong Bean/ Moong)	RF	829	4	161.98				
213	Koppal	Yelburga	TALAKERI	GP	Green Gram (Moong Bean/ Moong)	RF	6	4	228.68				
214	Koppal	Yelburga	TUMMARAGUDDHI	GP	Green Gram (Moong Bean/ Moong)	RF	39			Hobli Level	49	225.42	
215	Koppal	Yelburga	VAJRABANDI	GP	Green Gram (Moong Bean/ Moong)	RF	32	4	610.88				
216	Koppal	Yelburga	VANAGERI	GP	Green Gram (Moong Bean/ Moong)	RF	310	4	186.75				
217	Koppal	Yelburga	Yalburga (ULB)	GP	Green Gram (Moong Bean/ Moong)	RF	686	4	167.70				
218	Koppal	Yelburga	YARIHANCHINAL	GP	Green Gram (Moong Bean/ Moong)	RF	1937	4	156.26				
219	Koppal	Yelburga	BALIGERI	GP	Maize (Makka)	RF	518	4	4775.65				
220	Koppal	Yelburga	BALLUTAGI	GP	Maize (Makka)	RF	470	4	4561.81				
221	Koppal	Yelburga	BANDI	GP	Maize (Makka)	RF	830	4	3879.23				
222	Koppal	Yelburga	BANNIKOPPA	GP	Maize (Makka)	RF	270	4	3355.53				
223	Koppal	Yelburga	BENAKAL	GP	Maize (Makka)	RF	187	4	4235.70				
224	Koppal	Yelburga	BEVOOR	GP	Maize (Makka)	RF	273	4	3132.99				
225	Koppal	Yelburga	BHANAPUR	GP	Maize (Makka)	RF	323	4	2946.12				
226	Koppal	Yelburga	BHUDURA	GP	Maize (Makka)	RF	632	4	3255.41				

Government of Karnataka
Directorate of Economics and Statistics
GP Level Average Yield data for Kharif season 2017-18

S.N	District	Taluk	Insurance Unit (hobli/ GP)	GP/HOBLI	Crop	IRR_RF	Area_Sown_Ha	No_CCE_Conducted	Average Yield(Kg/Ha)	Name_Of_Higher_Level	No_cce Conducted_Higher	Higher average Yield(Kg/Ha)	Synthetic Yield
227	Koppal	Yelburga	CHIKKAMYAGERI	GP	Maize (Makka)	RF	520	4	4145.83				
228	Koppal	Yelburga	GANADAL	GP	Maize (Makka)	RF	308	4	5763.80				
229	Koppal	Yelburga	GEDDIGERI	GP	Maize (Makka)	RF	276	4	3445.62				
230	Koppal	Yelburga	GUNNAL	GP	Maize (Makka)	RF	749	4	2501.28				
231	Koppal	Yelburga	HIREARALIHALLI	GP	Maize (Makka)	RF	661	4	3044.67				
232	Koppal	Yelburga	HIREBIDANAL	GP	Maize (Makka)	RF	203	4	4644.59				
233	Koppal	Yelburga	HIREMYAGERI	GP	Maize (Makka)	RF	45	4	2567.37				
234	Koppal	Yelburga	HIREVANKALAKUNTA	GP	Maize (Makka)	RF	311	4	3918.83				
235	Koppal	Yelburga	ITAGI	GP	Maize (Makka)	RF	326	4	3250.16				
236	Koppal	Yelburga	KALLUR	GP	Maize (Makka)	RF	10	4	2935.63				
237	Koppal	Yelburga	KARMUDI	GP	Maize (Makka)	RF	50			Hobli Level	46	3195.80	
238	Koppal	Yelburga	KUDARIMOTHI	GP	Maize (Makka)	RF	133	4	3445.62				
239	Koppal	Yelburga	Kukanura(ULB)	GP	Maize (Makka)	RF	220	4	2820.94				
240	Koppal	Yelburga	MANDALAGERI	GP	Maize (Makka)	RF	289	4	2956.60				
241	Koppal	Yelburga	MANGALORE	GP	Maize (Makka)	RF	435	4	3952.62				
242	Koppal	Yelburga	MASABAHANCHINALE	GP	Maize (Makka)	RF	414	4	3250.17				
243	Koppal	Yelburga	MATALADINNI	GP	Maize (Makka)	RF	534	4	3528.00				
244	Koppal	Yelburga	MUDHOL	GP	Maize (Makka)	RF	50	4	3706.98				

Government of Karnataka
Directorate of Economics and Statistics
GP Level Average Yield data for Kharif season 2017-18

S.N	District	Taluk	Insurance Unit (hobli/ GP)	GP/HOBLI	Crop	IRR_RF	Area_Sown_Ha	No_CCE_Conducted	Average Yield(Kg/Ha)	Name_Of_Higher_Level	No_ooo_Conducted_Higher	Higher average Yield(Kg/Ha)	Synthetic Yield
245	Koppal	Yelburga	MURADI	GP	Maize (Makka)	RF	469	4	3531.93				
246	Koppal	Yelburga	NELZERI	GP	Maize (Makka)	RF	113	4	2990.30				
247	Koppal	Yelburga	RAJOOR	GP	Maize (Makka)	RF	211	4	4361.51				
248	Koppal	Yelburga	SANGANAHAL	GP	Maize (Makka)	RF	15	4	2264.63				
249	Koppal	Yelburga	SANKANOORU	GP	Maize (Makka)	RF	45	4	2335.93				
250	Koppal	Yelburga	SHIRUR	GP	Maize (Makka)	RF	446	4	3685.27				
251	Koppal	Yelburga	TALAKAL	GP	Maize (Makka)	RF	432	4	3444.13				
252	Koppal	Yelburga	TALAKERI	GP	Maize (Makka)	RF	268	4	4078.43				
253	Koppal	Yelburga	TUMMARAGUDDHI	GP	Maize (Makka)	RF	610	4	2291.10				
254	Koppal	Yelburga	VAJRABANDI	GP	Maize (Makka)	RF	765			Hobli Level	46	3195.80	
255	Koppal	Yelburga	VANAGERI	GP	Maize (Makka)	RF	636	4	3753.41				
256	Koppal	Yelburga	Yalburga (ULB)	GP	Maize (Makka)	RF	295	4	3694.21				
257	Koppal	Yelburga	YARIHANCHINAL	GP	Maize (Makka)	RF	343			Hobli Level	40	3464.69	


Joint Director
Crop insurance scheme Division
Directorate of Economics and Statistics



Government of Karnataka
Directorate of Economics and Statistics
GP Level Average Yield data for Kharif season 2017-18

S.N	District	Taluk	Insurance Unit (hobli/ GP)	GP/HOBLI	Crop	IRR_RF	Area_Sown_Ha	No_CCE_Conducted	Average Yield(Kg/Ha)	Name_Of_Higher_Level	No_cce_Conducted_Higher	Higher average Yield(Kg/Ha)	Synthetic Yield
1	Mandya	K.R.Pet	AGHALAYA	GP	PADDY	IRR	6	4	3393.13				
2	Mandya	K.R.Pet	AGRAHARA BACHAHALLI	GP	PADDY	IRR	30	4	3105.57				
3	Mandya	K.R.Pet	AKKIHEBBAL	GP	PADDY	IRR	148			Hobli Level	19	3946.65	
4	Mandya	K.R.Pet	ALAMBADIKAVALU	GP	PADDY	IRR	43	4	4363.09				
5	Mandya	K.R.Pet	ANEGOLA	GP	PADDY	IRR	6	4	3272.63				
6	Mandya	K.R.Pet	BALLEKERE	GP	PADDY	IRR	6	4	3509.44				
7	Mandya	K.R.Pet	BALLENAHALLY	GP	PADDY	IRR	10	4	5553.88				
8	Mandya	K.R.Pet	BANDIHOLE	GP	PADDY	IRR	23	4	3935.37				
9	Mandya	K.R.Pet	BARATHIPURACROSS	GP	PADDY	IRR	10	4	2505.82				
10	Mandya	K.R.Pet	BEERUVALLI	GP	PADDY	IRR	63	4	2676.71				
11	Mandya	K.R.Pet	BUKINKERE	GP	PADDY	IRR	25	4	2967.51				
12	Mandya	K.R.Pet	CHOWDENAHALLY	GP	PADDY	IRR	18	4	4239.35				
13	Mandya	K.R.Pet	DABBEGATTA	GP	PADDY	IRR	17	4	3620.88				
14	Mandya	K.R.Pet	GANGIGERE	GP	PADDY	IRR	13	4	5586.74				
15	Mandya	K.R.Pet	HARALAHALLY	GP	PADDY	IRR	39	4	3930.02				
16	Mandya	K.R.Pet	HARIHARAPURA	GP	PADDY	IRR	79	4	4579.82				
17	Mandya	K.R.Pet	HIREKALALE	GP	PADDY	IRR	12	4	3338.25				
18	Mandya	K.R.Pet	ICHANAHALLY	GP	PADDY	IRR	11	4	2998.77				

Government of Karnataka
Directorate of Economics and Statistics
GP Level Average Yield data for Kharif season 2017-18

S.N	District	Taluk	Insurance Unit (hobli/ GP)	GP/HOBLI	Crop	IRR_RF	Area_Sown_Ha	No_CCE_Conducted	Average Yield(Kg/Ha)	Name_Of_Higher_Level	No_cce_Conducted_Higher	Higher average Yield(Kg/Ha)	Synthetic field
19	Mandya	K.R.Pet	IKANAHALLI	GP	PADDY	IRR	5	4	2421.80				
20	Mandya	K.R.Pet	KIKKERI	GP	PADDY	IRR	0			Hobli Level	24	3070.35	
21	Mandya	K.R.Pet	KR Pete (ULB)	GP	PADDY	IRR	20	4	2596.19				
22	Mandya	K.R.Pet	LAKSHMIPURA	GP	PADDY	IRR	16	4	1275.38				
23	Mandya	K.R.Pet	MADAPURA	GP	PADDY	IRR	25	4	3592.03				
24	Mandya	K.R.Pet	MADUVINKODI	GP	PADDY	IRR	13	4	4945.91				
25	Mandya	K.R.Pet	MAKAVALLY	GP	PADDY	IRR	15	4	4390.12				
26	Mandya	K.R.Pet	MANDAGERE	GP	PADDY	IRR	32	4	4217.81				
27	Mandya	K.R.Pet	MURUKANHALLY	GP	PADDY	IRR	39	4	2468.36				
28	Mandya	K.R.Pet	RANGANATHAPURA CROSS	GP	PADDY	IRR	10	4	3997.33				
29	Mandya	K.R.Pet	SANTEBACHAHALLY	GP	PADDY	IRR	13	4	2813.80				
30	Mandya	K.R.Pet	SARANGI	GP	PADDY	IRR	32	4	2379.57				
31	Mandya	K.R.Pet	SHELANERE	GP	PADDY	IRR	25	4	4683.01				
32	Mandya	K.R.Pet	SINDAGATTA	GP	PADDY	IRR	24	4	4210.19				
33	Mandya	K.R.Pet	SOMANHALLY	GP	PADDY	IRR	52	4	4285.37				
34	Mandya	K.R.Pet	TENDEKERE	GP	PADDY	IRR	25	4	4206.49				
35	Mandya	K.R.Pet	VITALPURA	GP	PADDY	IRR	29	4	1724.91				
36	Mandya	Maddur	ABALAVADI	GP	PADDY	IRR	61	4	4518.69				

Government of Karnataka
Directorate of Economics and Statistics
GP Level Average Yield data for Kharif season 2017-18

S.N	District	Taluk	Insurance Unit (hobli/ GP)	GP/HOBLI	Crop	IRR _RF	Area_So wn_Ha	No_CCE_Conducte d	Average Yield(Kg/Ha)	Name_Of_Higher_Le vel	No_cce Conduct ed_High er	Higher average Yield(Kg/Ha)	Synthetic Y ield
37	Mandya	Maddur	ALUR	GP	PADDY	IRR	10	4	1886.30				
38	Mandya	Maddur	ANNUR	GP	PADDY	IRR	26	4	3851.82				
39	Mandya	Maddur	ATAGUR	GP	PADDY	IRR	5	4	4361.61				
40	Mandya	Maddur	BEKKALALE	GP	PADDY	IRR	25	4	4793.38				
41	Mandya	Maddur	BESAGARAHALLI	GP	PADDY	IRR	17	4	4625.50				
42	Mandya	Maddur	BHARATHINAGARA	GP	PADDY	IRR	20	4	4855.54				
43	Mandya	Maddur	BIDARAHALLI	GP	PADDY	IRR	31	4	4062.20				
44	Mandya	Maddur	BIDARAKOTE	GP	PADDY	IRR	51					5730.00	Y
45	Mandya	Maddur	CHAMANAHALLI	GP	PADDY	IRR	51	4	3411.20				
46	Mandya	Maddur	CHIKKARASINAKERE	GP	PADDY	IRR	24	4	3907.93				
47	Mandya	Maddur	D.A.KERE	GP	PADDY	IRR	36			Hobli Level	14	4223.38	
48	Mandya	Maddur	GEJJALAGERE	GP	PADDY	IRR	51	4	4589.35				
49	Mandya	Maddur	GORAVANAHALLI	GP	PADDY	IRR	43			Hobli Level	21	2961.45	
50	Mandya	Maddur	HEMMANAHALLI	GP	PADDY	IRR	31	4	5253.18				
51	Mandya	Maddur	HOOTHAGERE	GP	PADDY	IRR	55	4	3848.69				
52	Mandya	Maddur	HOSAGAVI	GP	PADDY	IRR	81	4	3213.90				
53	Mandya	Maddur	HOSAKERE	GP	PADDY	IRR	15	4	5972.89				
54	Mandya	Maddur	K.BELLUR	GP	PADDY	IRR	6	4	2201.84				

Government of Karnataka
Directorate of Economics and Statistics
GP Level Average Yield data for Kharif season 2017-18

S.N	District	Taluk	Insurance Unit (hobli/ GP)	GP/HOBLI	Crop	IRR_RF	Area_Sown_Ha	No_CCE_Conducted	Average Yield(Kg/Ha)	Name_Of_Higher_Level	No_cce Conducted_Higher	Higher average Yield(Kg/Ha)	Synthetic field
55	Mandya	Maddur	K.HONNALAGERE	GP	PADDY	IRR	2	4	2620.84				
56	Mandya	Maddur	K.SHETTIHALLI	GP	PADDY	IRR	30	4	3836.78				
57	Mandya	Maddur	KADUKOTHANAHALI	GP	PADDY	IRR	14			Hobli Level	12	4492.07	
58	Mandya	Maddur	KESTHUR	GP	PADDY	IRR	3			Hobli Level	16	3978.55	
59	Mandya	Maddur	KOOLAGERE	GP	PADDY	IRR	41	4	4687.11				
60	Mandya	Maddur	KOPPA	GP	PADDY	IRR	16					6032.00	Y
61	Mandya	Maddur	KOWDLEY	GP	PADDY	IRR	40					5079.00	Y
62	Mandya	Maddur	KYATHAGHATTA	GP	PADDY	IRR	30	4	3278.11				
63	Mandya	Maddur	MADARAHALLI	GP	PADDY	IRR	25	4	3992.88				
64	Mandya	Maddur	Maddur (ULB)	GP	PADDY	IRR	15	4	3537.15				
65	Mandya	Maddur	MALLANAKUPPE	GP	PADDY	IRR	7	4	2983.94				
66	Mandya	Maddur	MARALIGA	GP	PADDY	IRR	36	4	4633.71				
67	Mandya	Maddur	MENASAGERE	GP	PADDY	IRR	15	4	5594.96				
68	Mandya	Maddur	NAGARAKERE	GP	PADDY	IRR	50	4	5010.94				
69	Mandya	Maddur	NILAVAGILU	GP	PADDY	IRR	25	4	3785.84				
70	Mandya	Maddur	S.I.HONNALAGERE	GP	PADDY	IRR	11			Hobli Level	19	4686.57	
71	Mandya	Maddur	SADOLALU	GP	PADDY	IRR	64			Hobli Level	45	3303.95	
72	Mandya	Maddur	SOMANAHALLI	GP	PADDY	IRR	12	4	4000.27				

Government of Karnataka
Directorate of Economics and Statistics
GP Level Average Yield data for Kharif season 2017-18

S.N	District	Taluk	Insurance Unit (hobli/ GP)	GP/HOBLI	Crop	IRR_RF	Area_Sown_Ha	No_CCE_Conducted	Average Yield(Kg/Ha)	Name_Of_Higher_Level	No_cce Conducted_Higher	Higher average Yield(Kg/Ha)	Synthetic yield
73	Mandya	Maddur	T.B.HALLI	GP	PADDY	IRR	15			Hobli Level	19	4686.57	
74	Mandya	Maddur	THAGGAHALLI	GP	PADDY	IRR	25	4	4023.47				
75	Mandya	Maddur	VALAGEREHALLI	GP	PADDY	IRR	61	4	4730.25				
76	Mandya	Maddur	YADAGANAHALLI	GP	PADDY	IRR	30	4	4555.73				
77	Mandya	Malavalli	B.G.PURA	GP	Maize (Makka)	RF	211	4	2778.37				
78	Mandya	Malavalli	BANDURU	GP	Maize (Makka)	RF	25	4	4529.68				
79	Mandya	Malavalli	BELAKAVADI	GP	Maize (Makka)	RF	35	4	3876.61				
80	Mandya	Malavalli	BENDARAVADI	GP	Maize (Makka)	RF	25	4	2988.06				
81	Mandya	Malavalli	BYADARAHALLI	GP	Maize (Makka)	RF	0			Hobli Level	10	3163.88	
82	Mandya	Malavalli	CHIKKAMULAGUDU	GP	Maize (Makka)	RF	14	4	2635.78				
83	Mandya	Malavalli	CHOTTANAHALLI	GP	Maize (Makka)	RF	116	4	2985.96				
84	Mandya	Malavalli	D.HALASAHALLI	GP	Maize (Makka)	RF	18	4	3155.81				
85	Mandya	Malavalli	D.K.HALLI	GP	Maize (Makka)	RF	7			Hobli Level	10	3163.88	
86	Mandya	Malavalli	DHANAGUR	GP	Maize (Makka)	RF	0			Hobli Level	22	3238.82	
87	Mandya	Malavalli	HADLI	GP	Maize (Makka)	RF	0			Hobli Level	32	3045.95	
88	Mandya	Malavalli	HITTANAHALLI	GP	Maize (Makka)	RF	1	4	2739.05				
89	Mandya	Malavalli	HOSAHALLI	GP	Maize (Makka)	RF	140			Hobli Level	16	3303.50	
90	Mandya	Malavalli	HUSKURU	GP	Maize (Makka)	RF	3	4	1467.82				

Government of Karnataka
Directorate of Economics and Statistics
GP Level Average Yield data for Kharif season 2017-18

S.N	District	Taluk	Insurance Unit (hobli/ GP)	GP/HOBLI	Crop	IRR_RF	Area_Sown_Ha	No_CCE_Conducted	Average Yield(Kg/Ha)	Name_Of_Higher_Level	No_cce_Conducted_Higher	Higher average Yield(Kg/Ha)	Synthetic Yield
91	Mandya	Malavalli	KAGGALIPURA	GP	Maize (Makka)	RF	220	4	3197.74				
92	Mandya	Malavalli	KALKUNI	GP	Maize (Makka)	RF	4			Hobli Level	13	2989.67	
93	Mandya	Malavalli	KANDEGALA	GP	Maize (Makka)	RF	52	4	159.26				
94	Mandya	Malavalli	KIRUGAVALU	GP	Maize (Makka)	RF	27			Hobli Level	14	3065.64	
95	Mandya	Malavalli	KUNDURU	GP	Maize (Makka)	RF	198			Hobli Level	31	3248.72	
96	Mandya	Malavalli	KYATHANAHALLI	GP	Maize (Makka)	RF	117			Hobli Level	35	3060.94	
97	Mandya	Malavalli	LINGAPATTANA	GP	Maize (Makka)	RF	35	4	1071.51				
98	Mandya	Malavalli	Malavalli (ULB)	GP	Maize (Makka)	RF	29	4	3155.80				
99	Mandya	Malavalli	MAREHALLI	GP	Maize (Makka)	RF	30	4	4387.72				
100	Mandya	Malavalli	MIKKERE	GP	Maize (Makka)	RF	18			Hobli Level	27	3050.44	
101	Mandya	Malavalli	NELAMAKANAHALLI	GP	Maize (Makka)	RF	30	4	1415.39				
102	Mandya	Malavalli	NIDAGATTA	GP	Maize (Makka)	RF	116	4	5169.86				
103	Mandya	Malavalli	NITTURU	GP	Maize (Makka)	RF	146	4	4479.20				
104	Mandya	Malavalli	PANDITHAHALLI	GP	Maize (Makka)	RF	54	4	2888.45				
105	Mandya	Malavalli	RAGIBOMMANAHALLI	GP	Maize (Makka)	RF	45	4	2896.32				
106	Mandya	Malavalli	SARAGURU	GP	Maize (Makka)	RF	286	4	3480.82				
107	Mandya	Malavalli	SHETTAHALLI	GP	Maize (Makka)	RF	35	4	2953.98				
108	Mandya	Malavalli	SUIJALURU	GP	Maize (Makka)	RF	129	4	2332.78				

Government of Karnataka
Directorate of Economics and Statistics
GP Level Average Yield data for Kharif season 2017-18

S.N	District	Taluk	Insurance Unit (hobli/ GP)	GP/HOBLI	Crop	IRR_RF	Area_Sown_Ha	No_CCE_Conducted	Average Yield(Kg/Ha)	Name_Of_Higher_Level	No_cce Conducted_Higher	Higher average Yield(Kg/Ha)	Synthetic Yield
109	Mandya	Malavalli	TALAGAVADI	GP	Maize (Makka)	RF	117	4	3265.89				
110	Mandya	Malavalli	YATHAMBADI	GP	Maize (Makka)	RF	106	4	3111.25				
111	Mandya	Malavalli	AGASANAPURA	GP	PADDY	IRR	16			Hobli Level	23	4477.75	
112	Mandya	Malavalli	B.G.PURA	GP	PADDY	IRR	166	4	4009.31				
113	Mandya	Malavalli	BANDURU	GP	PADDY	IRR	40	4	6177.05				
114	Mandya	Malavalli	BELAKAVADI	GP	PADDY	IRR	6	4	5167.74				
115	Mandya	Malavalli	BENDARAVADI	GP	PADDY	IRR	5	4	4310.90				
116	Mandya	Malavalli	BYADARAHALLI	GP	PADDY	IRR	10	4	5730.52				
117	Mandya	Malavalli	CHIKKAMULAGUDU	GP	PADDY	IRR	45	4	4050.39				
118	Mandya	Malavalli	CHOTTANAHALLI	GP	PADDY	IRR	50	4	5151.31				
119	Mandya	Malavalli	D.HALASAHALLI	GP	PADDY	IRR	7	4	4662.47				
120	Mandya	Malavalli	DHANAGUR	GP	PADDY	IRR	9	4	3822.82				
121	Mandya	Malavalli	DUGGANAHALLI	GP	PADDY	IRR	32	4	2961.62				
122	Mandya	Malavalli	HADLI	GP	PADDY	IRR	23	4	3798.99				
123	Mandya	Malavalli	HITTANAHALLI	GP	PADDY	IRR	22	4	2763.31				
124	Mandya	Malavalli	HOSAHALLI	GP	PADDY	IRR	25	4	4516.23				
125	Mandya	Malavalli	HUSKURU	GP	PADDY	IRR	16	4	4078.35				
126	Mandya	Malavalli	KAGGALIPURA	GP	PADDY	IRR	50	4	4485.83				

Government of Karnataka
Directorate of Economics and Statistics
GP Level Average Yield data for Kharif season 2017-18

S.N	District	Taluk	Insurance Unit (hobli/ GP)	GP/HOBLI	Crop	IRR_RF	Area_Sown_Ha	No_CCE_Conducted	Average Yield(Kg/Ha)	Name_Of_Higher_Level	No_cce_Conducted_Higher	Higher average Yield(Kg/Ha)	Synthetic Yield
127	Mandya	Malavalli	KALKUNI	GP	PADDY	IRR	89	4	7232.78				
128	Mandya	Malavalli	KANDEGALA	GP	PADDY	IRR	41	4	3496.07				
129	Mandya	Malavalli	KIRUGAVALU	GP	PADDY	IRR	36	4	4943.59				
130	Mandya	Malavalli	KUNDURU	GP	PADDY	IRR	67	4	4556.76				
131	Mandya	Malavalli	KYATHANAHALLI	GP	PADDY	IRR	18	4	4756.95				
132	Mandya	Malavalli	LINGAPATTANA	GP	PADDY	IRR	5			Hobli Level	10	3743.12	
133	Mandya	Malavalli	Malavalli (ULB)	GP	PADDY	IRR	29	4	5110.23				
134	Mandya	Malavalli	MAREHALLI	GP	PADDY	IRR	50	4	4157.19				
135	Mandya	Malavalli	MIKKERE	GP	PADDY	IRR	36	4	4962.35				
136	Mandya	Malavalli	NELAMAKANAHALLI	GP	PADDY	IRR	40	4	3458.85				
137	Mandya	Malavalli	NIDAGATTA	GP	PADDY	IRR	51	4	4545.15				
138	Mandya	Malavalli	NITTURU	GP	PADDY	IRR	29	4	784.61				
139	Mandya	Malavalli	POORIGALI	GP	PADDY	IRR	22	4	6397.96				
140	Mandya	Malavalli	RAGIBOMMANAHALLI	GP	PADDY	IRR	27	4	5283.58				
141	Mandya	Malavalli	SARAGURU	GP	PADDY	IRR	152	4	3084.96				
142	Mandya	Malavalli	SHETTAHALLI	GP	PADDY	IRR	16	4	4176.87				
143	Mandya	Malavalli	SUJJALURU	GP	PADDY	IRR	68			Hobli Level	31	5174.21	
144	Mandya	Malavalli	TALAGAVADI	GP	PADDY	IRR	51	4	5366.87				

Government of Karnataka
Directorate of Economics and Statistics
GP Level Average Yield data for Kharif season 2017-18

S.N	District	Taluk	Insurance Unit (hobli/ GP)	GP/HOBLI	Crop	IRR_RF	Area_Sown_Ha	No_CCE_Conducted	Average Yield(Kg/Ha)	Name_Of_Higher_Level	No_cce_Conducted_Higher	Higher average Yield(Kg/Ha)	Synthetic yield
145	Mandya	Malavalli	YATHAMBADI	GP	PADDY	IRR	46	4	5529.23				
146	Mandya	Mandya	ALAKERE	GP	PADDY	IRR	83	4	3491.72				
147	Mandya	Mandya	B.GOWDAGERE	GP	PADDY	IRR	37	4	3564.51				
148	Mandya	Mandya	B.HOSUR	GP	PADDY	IRR	147	4	4357.99				
149	Mandya	Mandya	BABY	GP	PADDY	IRR	30	4	4725.73				
150	Mandya	Mandya	BASARALU	GP	PADDY	IRR	25	4	2735.86				
151	Mandya	Mandya	BELUR	GP	PADDY	IRR	38	4	4830.01				
152	Mandya	Mandya	BEVINAHALLY	GP	PADDY	IRR	93	4	5093.80				
153	Mandya	Mandya	BUDANUR	GP	PADDY	IRR	166	4	3894.62				
154	Mandya	Mandya	CHANDAGALU(B)	GP	PADDY	IRR	34			Hobli Level	27	4520.99	
155	Mandya	Mandya	CHANDAGALU(D)	GP	PADDY	IRR	70	4	4321.51				
156	Mandya	Mandya	DODDAGURDANAHALLY	GP	PADDY	IRR	49	4	4305.08				
157	Mandya	Mandya	DUDDA	GP	PADDY	IRR	55			Hobli Level	9	5620.65	
158	Mandya	Mandya	GANADALU	GP	PADDY	IRR	32	4	3937.42				
159	Mandya	Mandya	GOPALAPURA	GP	PADDY	IRR	15					6291.00	Y
160	Mandya	Mandya	H.MALLIGERE	GP	PADDY	IRR	49	4	5490.58				
161	Mandya	Mandya	HALLEGERE	GP	PADDY	IRR	87			Hobli Level	27	4495.09	
162	Mandya	Mandya	HALUVADI	GP	PADDY	IRR	68	4	5846.21				

8

Government of Karnataka
Directorate of Economics and Statistics
GP Level Average Yield data for Kharif season 2017-18

S.N	District	Taluk	Insurance Unit (hobli/ GP)	GP/HOBLI	Crop	IRR_RF	Area_Sown_Ha	No_CCE_Conducted	Average Yield(Kg/Ha)	Name_Of_Higher_Level	No_cce_Conducted_Higher	Higher average Yield(Kg/Ha)	Syntheticield
163	Mandya	Mandya	HANAKERE	GP	PADDY	IRR	107	4	4370.81				
164	Mandya	Mandya	HODAGHATTA	GP	PADDY	IRR	122	4	3902.50				
165	Mandya	Mandya	HOLALU	GP	PADDY	IRR	18			Hobli Level	17	4408.59	
166	Mandya	Mandya	HULIVANA	GP	PADDY	IRR	55	4	5478.15				
167	Mandya	Mandya	HULLENAHALLY	GP	PADDY	IRR	50	4	6911.83				
168	Mandya	Mandya	INDUVALU	GP	PADDY	IRR	33	4	5340.27				
169	Mandya	Mandya	KAMABADAHALLY	GP	PADDY	IRR	32	4	4543.34				
170	Mandya	Mandya	KANNALI	GP	PADDY	IRR	26	4	3868.94				
171	Mandya	Mandya	KEELARA	GP	PADDY	IRR	176	4	3935.37				
172	Mandya	Mandya	KERAGODU	GP	PADDY	IRR	60	4	4995.21				
173	Mandya	Mandya	KOTHAHI	GP	PADDY	IRR	52	4	3833.14				
174	Mandya	Mandya	MANAGALA	GP	PADDY	IRR	65	4	5258.11				
175	Mandya	Mandya	MANDYA GRAMANATHARA	GP	PADDY	IRR	58	4	5208.54				
176	Mandya	Mandya	MARAGOWDANAHALLY	GP	PADDY	IRR	125			Hobli Level	30	4394.96	
177	Mandya	Mandya	MUDAGANDLOOR	GP	PADDY	IRR	0			Hobli Level	9	5620.65	
178	Mandya	Mandya	MUTHEGERE	GP	PADDY	IRR	6	4	5255.04				
179	Mandya	Mandya	SANTHEKASALGERE	GP	PADDY	IRR	65	4	4411.89				
180	Mandya	Mandya	SATHANUR	GP	PADDY	IRR	133	4	4806.24				

Government of Karnataka
Directorate of Economics and Statistics
GP Level Average Yield data for Kharif season 2017-18

S.N	District	Taluk	Insurance Unit (hobli/ GP)	GP/HOBLI	Crop	IRR_RF	Area_Sown_Ha	No_CCE_Conducted	Average Yield(Kg/Ha)	Name_Of_Higher_Level	No_cce_Conducted_Higher	Higher average Yield(Kg/Ha)	Synthetic Yield
181	Mandya	Mandya	SHIVALLY	GP	PADDY	IRR	58	4	5800.36				
182	Mandya	Mandya	SHIVAPURA	GP	PADDY	IRR	110	4	4871.97				
183	Mandya	Mandya	SUNAGANAHALLY	GP	PADDY	IRR	98	4	5837.33				
184	Mandya	Mandya	THAGGAHALLY	GP	PADDY	IRR	113	4	5533.78				
185	Mandya	Mandya	THUBINAKERE	GP	PADDY	IRR	25	4	6038.61				
186	Mandya	Mandya	UMMADAHALLY	GP	PADDY	IRR	53			Hobli Level	19	3895.99	
187	Mandya	Mandya	UPPARKANAHALLY	GP	PADDY	IRR	54	4	4784.53				
188	Mandya	Mandya	YELIYUR	GP	PADDY	IRR	25			Hobli Level	19	4893.00	
189	Mandya	Nagmangala	ANCHECHITTANHALLI	GP	RAGI	RF	755	4	1276.06				
190	Mandya	Nagmangala	ARANI	GP	RAGI	RF	559			Hobli Level	23	1292.82	
191	Mandya	Nagmangala	BELLUR	GP	RAGI	RF	438	4	304.30				
192	Mandya	Nagmangala	BHIMANAHALLI	GP	RAGI	RF	442	4	1127.13				
193	Mandya	Nagmangala	BINDIGANVELE	GP	RAGI	RF	1041	4	955.83				
194	Mandya	Nagmangala	BOGADHI	GP	RAGI	RF	826	4	1843.10				
195	Mandya	Nagmangala	BRAMHADEVARAHALLI	GP	RAGI	RF	493	4	1528.90				
196	Mandya	Nagmangala	CHINYA	GP	RAGI	RF	590	4	1677.34				
197	Mandya	Nagmangala	CHUNCHANAHALLI	GP	RAGI	RF	375	4	1694.66				
198	Mandya	Nagmangala	DEVALAPURA	GP	RAGI	RF	944	4	1049.05				

Government of Karnataka
Directorate of Economics and Statistics
GP Level Average Yield data for Kharif season 2017-18

S.N	District	Taluk	Insurance Unit (hobli/ GP)	GP/HOBLI	Crop	IRR_RF	Area_Sown_Ha	No_CCE_Conducted	Average Yield(Kg/Ha)	Name_Of_Higher_Level	No_cce_Conducted_Higher	Higher average Yield(Kg/Ha)	Synthetic Yield
199	Mandya	Nagmangala	DEVARAMALLANAY AKANAHALLI	GP	RAGI	RF	826	4	816.41				
200	Mandya	Nagmangala	DODDABALA	GP	RAGI	RF	589	4	2302.75				
201	Mandya	Nagmangala	GONDENAHALLI	GP	RAGI	RF	660			Hobli Level	16	1701.98	
202	Mandya	Nagmangala	HARADANAHALLI	GP	RAGI	RF	1128			Hobli Level	39	1088.49	
203	Mandya	Nagmangala	HONAKERE	GP	RAGI	RF	646	4	1291.41				
204	Mandya	Nagmangala	HONNAVARA	GP	RAGI	RF	773	4	1151.57				
205	Mandya	Nagmangala	HULIKERE	GP	RAGI	RF	525	4	1363.42				
206	Mandya	Nagmangala	JAVARANAHALLI	GP	RAGI	RF	458	4	1078.64				
207	Mandya	Nagmangala	KADABAHALLI	GP	RAGI	RF	440			Hobli Level	39	1599.69	
208	Mandya	Nagmangala	KALINGANAHALLI	GP	RAGI	RF	635	4	1067.76				
209	Mandya	Nagmangala	KANTHAPURA	GP	RAGI	RF	596			Hobli Level	44	1569.32	
210	Mandya	Nagmangala	KARADAHALLI	GP	RAGI	RF	1162	4	1964.60				
211	Mandya	Nagmangala	LALANAKERE	GP	RAGI	RF	1041	4	1890.10				
212	Mandya	Nagmangala	MANNAHALLI	GP	RAGI	RF	923			Hobli Level	21	1596.97	
213	Mandya	Nagmangala	MAYIGONAHALLI	GP	RAGI	RF	758	4	974.74				
214	Mandya	Nagmangala	NALLIGERE	GP	RAGI	RF	797			Hobli Level	46	1256.76	
215	Mandya	Nagmangala	PALAGRAHARA	GP	RAGI	RF	691	4	607.51				
216	Mandya	Nagmangala	TUPPADAMADU	GP	RAGI	RF	470			Hobli Level	23	1126.95	

Government of Karnataka
Directorate of Economics and Statistics
GP Level Average Yield data for Kharif season 2017-18

S.N	District	Taluk	Insurance Unit (hobli/ GP)	GP/HOBLI	Crop	IRR_RF	Area_Sown_Ha	No_CCE_Conducted	Average Yield(Kg/Ha)	Name_Of_Higher_Level	No_cce_Conducted_Higher	Higher average Yield(Kg/Ha)	Synthetic Yield
217	Mandya	Pandavapura	ARALAKUPPE	GP	PADDY	IRR	29	4	6982.36				
218	Mandya	Pandavapura	BALAGATTA	GP	PADDY	IRR	0			Hobli Level	12	4285.91	
219	Mandya	Pandavapura	BANANGADI	GP	PADDY	IRR	44			Hobli Level	33	4837.69	
220	Mandya	Pandavapura	CIKKADE	GP	PADDY	IRR	26	4	5668.90				
221	Mandya	Pandavapura	CINAKURALI	GP	PADDY	IRR	115	4	4707.66				
222	Mandya	Pandavapura	DINKA	GP	PADDY	IRR	54	4	4691.22				
223	Mandya	Pandavapura	DODABYADARAHALLI	GP	PADDY	IRR	74	4	5159.52				
224	Mandya	Pandavapura	GUMANAHALLI	GP	PADDY	IRR	60	4	4567.99				
225	Mandya	Pandavapura	HALLEBEDU	GP	PADDY	IRR	0			Hobli Level	12	4285.91	
226	Mandya	Pandavapura	HARAVU	GP	PADDY	IRR	155	4	4231.14				
227	Mandya	Pandavapura	HEREMARALLI	GP	PADDY	IRR	28	4	3836.78				
228	Mandya	Pandavapura	HONAGANAHALLI	GP	PADDY	IRR	52	4	5161.17				
229	Mandya	Pandavapura	JAKANAHALLI	GP	PADDY	IRR	45	4	5389.57				
230	Mandya	Pandavapura	KANAGANAMARADI	GP	PADDY	IRR	49	4	4826.78				
231	Mandya	Pandavapura	KATTERI	GP	PADDY	IRR	152	4	3771.05				
232	Mandya	Pandavapura	KENNALU	GP	PADDY	IRR	35	4	4559.64				
233	Mandya	Pandavapura	KURUBARABETTAHALLI	GP	PADDY	IRR	56	4	6050.12				
234	Mandya	Pandavapura	KYATANAHALLI	GP	PADDY	IRR	83	4	6215.25				

Government of Karnataka
Directorate of Economics and Statistics
GP Level Average Yield data for Kharif season 2017-18

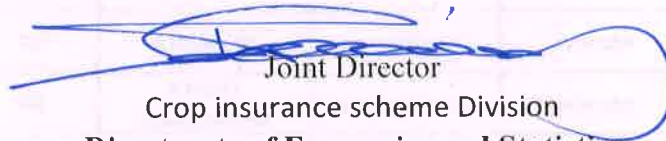
S.N	District	Taluk	Insurance Unit (hobli/ GP)	GP/HOBLI	Crop	IRR_RF	Area_Sown_Ha	No_CCE_Conducted	Average Yield(Kg/Ha)	Name_Of_Higher_Level	No_cce Conducted_Higher	Higher average Yield(Kg/Ha)	Synthetic yield
235	Mandya	Pandavapura	LAKSHMISAGARA	GP	PADDY	IRR	44	4	3458.85				
236	Mandya	Pandavapura	MANIKYANAHALLI	GP	PADDY	IRR	0			Hobli Level	45	4522.38	
237	Mandya	Pandavapura	MELUKOTE	GP	PADDY	IRR	0			Hobli Level	12	4285.91	
238	Mandya	Pandavapura	NARAYANAPURA	GP	PADDY	IRR	72	4	3703.31				
239	Mandya	Pandavapura	SUNKATHONNUR	GP	PADDY	IRR	54	4	4009.31				
240	Mandya	Pandavapura	TIRUMALASAGARA	GP	PADDY	IRR	61	4	5488.16				
241	Mandya	Pandavapura	ARALAKUPPE	GP	RAGI	RF	112	4	1373.04				
242	Mandya	Pandavapura	BALAGATTA	GP	RAGI	RF	180	4	1134.06				
243	Mandya	Pandavapura	BANANGADI	GP	RAGI	RF	140	4	1947.00				
244	Mandya	Pandavapura	CINAKURALI	GP	RAGI	RF	215	4	1598.57				
245	Mandya	Pandavapura	DINKA	GP	RAGI	RF	203	4	2534.56				
246	Mandya	Pandavapura	DODABYADARAHALLI	GP	RAGI	RF	181	4	1400.26				
247	Mandya	Pandavapura	GUMANAHALLI	GP	RAGI	RF	157	4	1397.39				
248	Mandya	Pandavapura	HALLEBEDU	GP	RAGI	RF	274	4	1581.35				
249	Mandya	Pandavapura	HEREMARALLI	GP	RAGI	RF	196	4	1716.92				
250	Mandya	Pandavapura	HONAGANAHALLI	GP	RAGI	RF	211	4	1533.85				
251	Mandya	Pandavapura	JAKANAHALLI	GP	RAGI	RF	180	4	1258.74				
252	Mandya	Pandavapura	KANAGANAMARADI	GP	RAGI	RF	151	4	1865.36				

Government of Karnataka
Directorate of Economics and Statistics
GP Level Average Yield data for Kharif season 2017-18

S.N	District	Taluk	Insurance Unit (hobli/ GP)	GP/HOBLI	Crop	IRR_RF	Area_Sown_Ha	No_CCE_Conducted	Average Yield(Kg/Ha)	Name_Of_Higher_Level	No_cce Conducted_Higher	Higher average Yield(Kg/Ha)	Synthetic Yield
253	Mandya	Pandavapura	KATTERI	GP	RAGI	RF	116	4	1813.41				
254	Mandya	Pandavapura	KENNALU	GP	RAGI	RF	50	4	2314.63				
255	Mandya	Pandavapura	KURUBARABETTAHALLI	GP	RAGI	RF	257	4	1533.85				
256	Mandya	Pandavapura	LAKSHMISAGARA	GP	RAGI	RF	179	4	2330.46				
257	Mandya	Pandavapura	MANIKYANAHALLI	GP	RAGI	RF	192	4	2061.99				
258	Mandya	Pandavapura	MELUKOTE	GP	RAGI	RF	146	4	1716.92				
259	Mandya	Pandavapura	NARAYANAPURA	GP	RAGI	RF	137	4	1365.62				
260	Mandya	Pandavapura	SUNKATHONNUR	GP	RAGI	RF	128	4	2481.87				
261	Mandya	Pandavapura	TIRUMALASAGARA	GP	RAGI	RF	127	4	2251.30				
262	Mandya	Srirangapatna	ARAKERE	GP	PADDY	IRR	364	4	4250.86				
263	Mandya	Srirangapatna	BALLEKERE	GP	PADDY	IRR	265	4	6342.60				
264	Mandya	Srirangapatna	BALLENAHALLI	GP	PADDY	IRR	50	4	6215.26				
265	Mandya	Srirangapatna	BELAGOLA	GP	PADDY	IRR	431	4	6572.64				
266	Mandya	Srirangapatna	CHIKKA ANKANAHALLI	GP	PADDY	IRR	360	4	6736.96				
267	Mandya	Srirangapatna	DARASAGUPPE	GP	PADDY	IRR	50	4	3902.51				
268	Mandya	Srirangapatna	GAMANAHALLI	GP	PADDY	IRR	172	4	4967.73				
269	Mandya	Srirangapatna	HOSAHALLI	GP	PADDY	IRR	140	4	6478.16				
270	Mandya	Srirangapatna	HULIKERE	GP	PADDY	IRR	301			Hobli Level	17	5501.88	

Government of Karnataka
Directorate of Economics and Statistics
GP Level Average Yield data for Kharif season 2017-18

S.N	District	Taluk	Insurance Unit (hobli/ GP)	GP/HOBLI	Crop	IRR_IRF	Area_Sown_Ha	No_CCE_Conducted	Average Yield(Kg/Ha)	Name_Of_Higher_Level	No_cce_Conducted_Higher	Higher average Yield(Kg/Ha)	Synthetic Yield
271	Mandya	Srirangapatna	K.SHETTAHALLI	GP	PADDY	IRR	240	4	4966.45				
272	Mandya	Srirangapatna	KIRANGOORU	GP	PADDY	IRR	239	4	6575.61				
273	Mandya	Srirangapatna	KODIYALA	GP	PADDY	IRR	140	4	5447.08				
274	Mandya	Srirangapatna	MAHADEVAPURA	GP	PADDY	IRR	393	4	5309.65				
275	Mandya	Srirangapatna	MELAPURA;	GP	PADDY	IRR	305	4	5151.31				
276	Mandya	Srirangapatna	MUNDUGADORE	GP	PADDY	IRR	184	4	6363.14				
277	Mandya	Srirangapatna	NAGUVANAHALLI	GP	PADDY	IRR	144	4	5364.92				
278	Mandya	Srirangapatna	PALAHALLI	GP	PADDY	IRR	258	4	2962.62				
279	Mandya	Srirangapatna	SABBANAKUPPE	GP	PADDY	IRR	105	4	7254.55				
280	Mandya	Srirangapatna	T.M.HOSOORU	GP	PADDY	IRR	141			Hobli Level	35	5997.52	
281	Mandya	Srirangapatna	TADAGAVADI	GP	PADDY	IRR	135	4	4851.84				


Joint Director
Crop insurance scheme Division
Directorate of Economics and Statistics



Government of Karnataka
Directorate of Economics and Statistics
GP Level Average Yield data for Kharif season 2017-18

S.N	District	Taluk	Insurance Unit (hobli/ GP)	GP/HOBLI	Crop	IRR_RF	Area_Sown_Ha	No_CCE_Conducted	Average Yield(Kg/Ha)	Name_Of_Higher_Level	No_of_Conducted_Higher	Higher average Yield(Kg/Ha)	Synthetic Yield
1	Mysuru	Heggadadevankote	ALANAHALLI	GP	PADDY	IRR	0			Hobli Level	16	4414.74	
2	Mysuru	Heggadadevankote	ANNURU	GP	PADDY	IRR	71	4	3039.85				
3	Mysuru	Heggadadevankote	B.MATAKERE	GP	PADDY	IRR	0			Hobli Level	20	5260.55	
4	Mysuru	Heggadadevankote	BACHEGOWDANAHALLI	GP	PADDY	IRR	135			Hobli Level	16	4414.74	
5	Mysuru	Heggadadevankote	BEECHANAHALLI	GP	PADDY	IRR	285	4	5619.61				
6	Mysuru	Heggadadevankote	BHEEMANAHALLI	GP	PADDY	IRR	88	4	5052.72				
7	Mysuru	Heggadadevankote	BIDARAHALLI	GP	PADDY	IRR	9			Hobli Level	8	5404.19	
8	Mysuru	Heggadadevankote	CHAKKODANAHALLI	GP	PADDY	IRR	7	4	4748.73				
9	Mysuru	Heggadadevankote	CHIKKEREYOORU	GP	PADDY	IRR	89	4	6695.88				
10	Mysuru	Heggadadevankote	D.B.KUPPE	GP	PADDY	IRR	115			Hobli Level	4	5619.61	
11	Mysuru	Heggadadevankote	G.B. SARAGURU	GP	PADDY	IRR	7			Hobli Level	16	4414.74	
12	Mysuru	Heggadadevankote	HADANURU	GP	PADDY	IRR	0			Hobli Level	20	5260.26	
13	Mysuru	Heggadadevankote	HAMPAPURA	GP	PADDY	IRR	99	4	5553.88				
14	Mysuru	Heggadadevankote	HANCHIPURA	GP	PADDY	IRR	0			Hobli Level	20	5260.34	
15	Mysuru	Heggadadevankote	HEBBALAGUPPE	GP	PADDY	IRR	112	4	4904.83				
16	Mysuru	Heggadadevankote	HIREHALLI	GP	PADDY	IRR	0			Hobli Level	20	4628.78	
17	Mysuru	Heggadadevankote	HOMMARAGALLI	GP	PADDY	IRR	115	4	445.96				
18	Mysuru	Heggadadevankote	HOSAHOLALU	GP	PADDY	IRR	0			Hobli Level	4	5619.61	

Government of Karnataka
Directorate of Economics and Statistics
GP Level Average Yield data for Kharif season 2017-18

S.N	District	Taluk	Insurance Unit (hobli/ GP)	GP/HOBLI	Crop	IRR_RF	Area_Sown_Ha	No_CCE_Conducted	Average Yield(Kg/Ha)	Name_Of_Higher_Level	No_cce_Conducted_Higher	Higher average Yield(Kg/Ha)	Synthetic field
19	Mysuru	Heggadadevankote	HYRIGE	GP	PADDY	IRR	73			Hobli Level	20	4628.78	
20	Mysuru	Heggadadevankote	K.BELTHURU	GP	PADDY	IRR	424	4	5473.29				
21	Mysuru	Heggadadevankote	KALLAMBALU	GP	PADDY	IRR	195			Hobli Level	16	5259.94	
22	Mysuru	Heggadadevankote	KANCHMALLI	GP	PADDY	IRR	84	4	4963.25				
23	Mysuru	Heggadadevankote ✓	KOTHEGALA ✓	GP	PADDY ✓	IRR	235	4	5516.91 ✓				
24	Mysuru	Heggadadevankote	KYATHANAHALLI	GP	PADDY	IRR	18			Hobli Level	16	4414.74	
25	Mysuru	Heggadadevankote	MADAPURA	GP	PADDY	IRR	88			Hobli Level	16	4414.74	
26	Mysuru	Heggadadevankote	MANUGANAHALLI	GP	PADDY	IRR	316			Hobli Level	16	5259.94	
27	Mysuru	Heggadadevankote	MULLURU	GP	PADDY	IRR	225	4	4888.40				
28	Mysuru	Heggadadevankote	N.BEGURU	GP	PADDY	IRR	0			Hobli Level	4	5619.61	
29	Mysuru	Heggadadevankote	N.BELLATHURU	GP	PADDY	IRR	0			Hobli Level	4	5619.61	
30	Mysuru	Heggadadevankote	NAGANAHALLI	GP	PADDY	IRR	0			Hobli Level	20	4628.78	
31	Mysuru	Heggadadevankote	NOORALAKUPPE	GP	PADDY	IRR	0			Hobli Level	24	5336.51	
32	Mysuru	Heggadadevankote	PADUKOTE KAVAL	GP	PADDY	IRR	66	4	5397.78				
33	Mysuru	Heggadadevankote	SAGARE	GP	PADDY	IRR	91	4	5195.68				
34	Mysuru	Heggadadevankote	Sargur (ULB)	GP	PADDY	IRR	220	4	5226.07				
35	Mysuru	Heggadadevankote	SAVVE	GP	PADDY	IRR	0			Hobli Level	20	4628.78	
36	Mysuru	Heggadadevankote	THUMBASOGE	GP	PADDY	IRR	116			Hobli Level	24	4826.95	

91

Government of Karnataka
Directorate of Economics and Statistics
GP Level Average Yield data for Kharif season 2017-18

S.N	District	Taluk	Insurance Unit (hobli/ GP)	GP/HOBLI	Crop	IRR_RF	Area_Sown_Ha	No_CCE_Conducted	Average Yield(Kg/Ha)	Name_Of_Higher_Level	No_cce_Conducted_Higher	Higher average Yield(Kg/Ha)	Synthetic Yield
37	Mysuru	Heggadadevankote	ALANAHALLI	GP	RAGI	RF	315	4	977.21				
38	Mysuru	Heggadadevankote	ANNURU	GP	RAGI	RF	186	4	1880.20				
39	Mysuru	Heggadadevankote	ANTHARASANTHE	GP	RAGI	RF	129	4	1746.61				
40	Mysuru	Heggadadevankote	B.MATAKERE	GP	RAGI	RF	755			Hobli Level	31	1518.28	
41	Mysuru	Heggadadevankote	BACHEGOWDANAHALLI	GP	RAGI	RF	296			Hobli Level	12	1539.29	
42	Mysuru	Heggadadevankote	BEECHANAHALLI	GP	RAGI	RF	165	4	1984.11				
43	Mysuru	Heggadadevankote	BHEEMANAHALLI	GP	RAGI	RF	236			Hobli Level	20	1632.08	
44	Mysuru	Heggadadevankote	BIDARAHALLI	GP	RAGI	RF	707	4	475.00				
45	Mysuru	Heggadadevankote	CHAKKODANAHALLI	GP	RAGI	RF	178	4	1942.05				
46	Mysuru	Heggadadevankote	CHIKKEREYOORU	GP	RAGI	RF	325	4	2142.44				
47	Mysuru	Heggadadevankote	D.B.KUPPE	GP	RAGI	RF	42			Hobli Level	15	1452.97	
48	Mysuru	Heggadadevankote	G.B. SARAGURU	GP	RAGI	RF	325			Hobli Level	12	1539.29	
49	Mysuru	Heggadadevankote	HADANURU	GP	RAGI	RF	136			Hobli Level	31	1708.99	
50	Mysuru	Heggadadevankote	HAMPAPURA	GP	RAGI	RF	296			Hobli Level	12	1539.29	
51	Mysuru	Heggadadevankote	HANCHIPURA	GP	RAGI	RF	169			Hobli Level	31	1656.98	
52	Mysuru	Heggadadevankote	HEBBALAGUPPE	GP	RAGI	RF	136			Hobli Level	20	1632.08	
53	Mysuru	Heggadadevankote	HEGGANURU	GP	RAGI	RF	685	4	1984.11				
54	Mysuru	Heggadadevankote	HIREHALLI	GP	RAGI	RF	189			Hobli Level	20	1632.08	

Government of Karnataka
Directorate of Economics and Statistics
GP Level Average Yield data for Kharif season 2017-18

S.N	District	Taluk	Insurance Unit (hobli/ GP)	GP/HOBLI	Crop	IRR_RF	Area_Sown_Ha	No_CCE_Conducted	Average Yield(Kg/Ha)	Name_Of_Higher_Level	No_cce Conducted_Higher	Higher average Yield(Kg/Ha)	Synthetic yield
55	Mysuru	Heggadadevankote	HOMMARAGALLI	GP	RAGI	RF	230			Hobli Level	12	1539.29	
56	Mysuru	Heggadadevankote	HOSAHOLALU	GP	RAGI	RF	149			Hobli Level	15	1452.97	
57	Mysuru	Heggadadevankote	HYRIGE	GP	RAGI	RF	160			Hobli Level	20	1632.08	
58	Mysuru	Heggadadevankote	ITNA	GP	RAGI	RF	50	4	1736.72				
59	Mysuru	Heggadadevankote	K.BELTHURU	GP	RAGI	RF	176	4	2238.93				
60	Mysuru	Heggadadevankote	KALLAMBALU	GP	RAGI	RF	136			Hobli Level	23	1917.03	
61	Mysuru	Heggadadevankote	KANCHMALLI	GP	RAGI	RF	199			Hobli Level	12	1539.29	
62	Mysuru	Heggadadevankote	KOTHEGALA	GP	RAGI	RF	133			Hobli Level	23	1917.03	
63	Mysuru	Heggadadevankote	KYATHANAHALLI	GP	RAGI	RF	315			Hobli Level	12	1539.29	
64	Mysuru	Heggadadevankote	M.C.THOLALU	GP	RAGI	RF	144			Hobli Level	31	1803.55	
65	Mysuru	Heggadadevankote	MADAPURA	GP	RAGI	RF	199			Hobli Level	12	1539.29	
66	Mysuru	Heggadadevankote	MANUGANAHALLI	GP	RAGI	RF	196			Hobli Level	23	1917.03	
67	Mysuru	Heggadadevankote	MULLURU	GP	RAGI	RF	145	4	1323.57				
68	Mysuru	Heggadadevankote	N.BEGURU	GP	RAGI	RF	146	4	1533.85				
69	Mysuru	Heggadadevankote	N.BELLATHURU	GP	RAGI	RF	175			Hobli Level	15	1452.97	
70	Mysuru	Heggadadevankote	NAGANAHALLI	GP	RAGI	RF	178			Hobli Level	20	1632.08	
71	Mysuru	Heggadadevankote	NOORALAKUPPE	GP	RAGI	RF	189	4	1710.00				
72	Mysuru	Heggadadevankote	PADUKOTE KAVAl	GP	RAGI	RF	215			Hobli Level	20	1632.08	

Government of Karnataka
Directorate of Economics and Statistics
GP Level Average Yield data for Kharif season 2017-18

S.N	District	Taluk	Insurance Unit (hobli/ GP)	GP/HOBLI	Crop	IRR_RF	Area_Sown_Ha	No_CCE_Conducted	Average Yield(Kg/Ha)	Name_Of_Higher_Level	No_cce_Conducted_Higher	Higher average Yield(Kg/Ha)	Synthetic Yield
73	Mysuru	Heggadadevankote	SAGARE	GP	RAGI	RF	698			Hobli Level	31	1604.97	
74	Mysuru	Heggadadevankote	Sargur (ULB)	GP	RAGI	RF	75	4	1963.33				
75	Mysuru	Heggadadevankote	SAVVE	GP	RAGI	RF	186	4	597.51				
76	Mysuru	Heggadadevankote	THUMBASOGE	GP	RAGI	RF	136			Hobli Level	35	1596.25	
77	Mysuru	Hunsur	ASPATHREKAVAL	GP	Maize (Makka)	RF	750	4	2618.48				
78	Mysuru	Hunsur	BANNIKUPPE	GP	Maize (Makka)	RF	505	4	4691.77				
79	Mysuru	Hunsur	BEEJAGANAHALLI	GP	Maize (Makka)	RF	519			Hobli Level	64	3565.29	
80	Mysuru	Hunsur	BILIGERE	GP	Maize (Makka)	RF	459			Hobli Level	20	1918.64	
81	Mysuru	Hunsur	BILIKERE	GP	Maize (Makka)	RF	103			Hobli Level	36	3421.81	
82	Mysuru	Hunsur	BOLANAHALLI	GP	Maize (Makka)	RF	90			Hobli Level	36	3421.81	
83	Mysuru	Hunsur	CHALLAHALLI	GP	Maize (Makka)	RF	243	4	4272.39				
84	Mysuru	Hunsur	CHIKKABEECHANAHALLI	GP	Maize (Makka)	RF	110			Hobli Level	36	3421.81	
85	Mysuru	Hunsur	CHILKUNDA	GP	Maize (Makka)	RF	309	4	4301.23				
86	Mysuru	Hunsur	DHARMAPURA	GP	Maize (Makka)	RF	245	4	2902.35				
87	Mysuru	Hunsur	DODDAHEJJURU	GP	Maize (Makka)	RF	515	4	3402.19				
88	Mysuru	Hunsur	GAGENAHALLI	GP	Maize (Makka)	RF	162	4	4081.05				
89	Mysuru	Hunsur	GAVADAGERE	GP	Maize (Makka)	RF	246			Hobli Level	44	2232.94	
90	Mysuru	Hunsur	GOVINDANAHALLI	GP	Maize (Makka)	RF	753			Hobli Level	64	3565.29	

Government of Karnataka
Directorate of Economics and Statistics
GP Level Average Yield data for Kharif season 2017-18

S.N	District	Taluk	Insurance Unit (hobli/ GP)	GP/HOBLI	Crop	IRR_RF	Area_Sown_Ha	No_CCE_Conducted	Average Yield(Kg/Ha)	Name_Of_Higher_Level	No_cce_Conducted_Higher	Higher average Yield(Kg/Ha)	Synthetic Yield
91	Mysuru	Hunsur	GURUPUR	GP	Maize (Makka)	RF	338			Hobli Level	64	4214.41	
92	Mysuru	Hunsur	HALEBEEDU	GP	Maize (Makka)	RF	106			Hobli Level	36	3421.81	
93	Mysuru	Hunsur	HANAGODU	GP	Maize (Makka)	RF	304	4	4424.42				
94	Mysuru	Hunsur	HARAVE	GP	Maize (Makka)	RF	240			Hobli Level	60	2622.41	
95	Mysuru	Hunsur	HEGGANDURU	GP	Maize (Makka)	RF	454	4	4683.91				
96	Mysuru	Hunsur	HIRIKYATHANAHALLI	GP	Maize (Makka)	RF	212			Hobli Level	20	1918.64	
97	Mysuru	Hunsur	HUSENPURA	GP	Maize (Makka)	RF	275	4	4006.09				
98	Mysuru	Hunsur	JABAGERE	GP	Maize (Makka)	RF	394	4	1491.41				
99	Mysuru	Hunsur	KADEMANUGANAHALLI	GP	Maize (Makka)	RF	297	4	5485.96				
100	Mysuru	Hunsur	KALLAHALLI	GP	Maize (Makka)	RF	369	4	5485.96				
101	Mysuru	Hunsur	KARIMUDDANAHALLI	GP	Maize (Makka)	RF	320			Hobli Level	36	3421.81	
102	Mysuru	Hunsur	KARNAKUPPE	GP	Maize (Makka)	RF	441	4	4877.87				
103	Mysuru	Hunsur	KATTEMALALAVADI	GP	Maize (Makka)	RF	116			Hobli Level	60	3326.18	
104	Mysuru	Hunsur	KIRANGURU	GP	Maize (Makka)	RF	466			Hobli Level	40	4733.71	
105	Mysuru	Hunsur	KOTHEGALA	GP	Maize (Makka)	RF	219			Hobli Level	60	4170.69	
106	Mysuru	Hunsur	MANUGANAHALLI	GP	Maize (Makka)	RF	146			Hobli Level	36	3421.81	
107	Mysuru	Hunsur	MARADURU	GP	Maize (Makka)	RF	750	4	3517.52				
108	Mysuru	Hunsur	MODURU	GP	Maize (Makka)	RF	102			Hobli Level	20	1918.64	

(9)

Government of Karnataka
Directorate of Economics and Statistics
GP Level Average Yield data for Kharif season 2017-18

S.N	District	Taluk	Insurance Unit (hobli/ GP)	GP/HOBLI	Crop	IRR_RF	Area_Sown_Ha	No_CCE_Conducted	Average Yield(Kg/Ha)	Name_Of_Higher_Level	No_cce_Conducted_Higher	Higher average Yield(Kg/Ha)	Synthetic Yield
109	Mysuru	Hunsur	MUKANHALLI	GP	Maize (Makka)	RF	590			Hobli Level	44	2756.76	
110	Mysuru	Hunsur	MULLURU	GP	Maize (Makka)	RF	360	4	3326.18				
111	Mysuru	Hunsur	NERALEKUPPE	GP	Maize (Makka)	RF	499	4	6041.64				
112	Mysuru	Hunsur	SINGAMARANAHALI	GP	Maize (Makka)	RF	234	4	2737.18				
113	Mysuru	Hunsur	THATTEKERE	GP	Maize (Makka)	RF	388			Hobli Level	64	4344.23	
114	Mysuru	Hunsur	UDBOORKAVAL	GP	Maize (Makka)	RF	418			Hobli Level	24	3175.81	
115	Mysuru	Hunsur	UDDURU	GP	Maize (Makka)	RF	593	4	3364.97				
116	Mysuru	Hunsur	UMMATHURU	GP	Maize (Makka)	RF	335			Hobli Level	40	4733.71	
117	Mysuru	Hunsur	UYYIGONDANAHALLI	GP	Maize (Makka)	RF	188			Hobli Level	36	3421.81	
118	Mysuru	Hunsur	ASPATHREKAVAL	GP	RAGI	RF	65			Hobli Level	29	1403.61	
119	Mysuru	Hunsur	BANNIKUPPE	GP	RAGI	RF	80			Hobli Level	49	1592.10	
120	Mysuru	Hunsur	BEEJAGANAHALLI	GP	RAGI	RF	66	4	1657.55				
121	Mysuru	Hunsur	BILIGERE	GP	RAGI	RF	315	4	974.74				
122	Mysuru	Hunsur	BILIKERE	GP	RAGI	RF	225	4	512.11				
123	Mysuru	Hunsur	BOLANAHALLI	GP	RAGI	RF	125	4	1382.67				
124	Mysuru	Hunsur	CHALLAHALLI	GP	RAGI	RF	150	4	915.61				
125	Mysuru	Hunsur	CHIKKABEECHANAHALLI	GP	RAGI	RF	150			Hobli Level	34	1089.35	
126	Mysuru	Hunsur	CHILKUNDA	GP	RAGI	RF	59			Hobli Level	30	1645.20	

**Government of Karnataka
Directorate of Economics and Statistics**

GP Level Average Yield data for Kharif season 2017-18

S.N	District	Taluk	Insurance Unit (hobli/ GP)	GP/HOBLI	Crop	IRR_RF	Area_Sown_Ha	No_CCE_Conducted	Average Yield(Kg/Ha)	Name_Of_Higher_Level	No_cce Conducted_Higher	Higher average Yield(Kg/Ha)	Synthetic Yield
127	Mysuru	Hunsur	DHARMAPURA	GP	RAGI	RF	64			Hobli Level	34	1089.35	
128	Mysuru	Hunsur	DODDAHEJJURU	GP	RAGI	RF	215			Hobli Level	30	1645.20	
129	Mysuru	Hunsur	GAGENAHALLI	GP	RAGI	RF	80			Hobli Level	49	1424.52	
130	Mysuru	Hunsur	GAVADAGERE	GP	RAGI	RF	286			Hobli Level	29	1225.58	
131	Mysuru	Hunsur	GOVINDANAHALLI	GP	RAGI	RF	35			Hobli Level	45	1731.06	
132	Mysuru	Hunsur	GURUPUR	GP	RAGI	RF	54			Hobli Level	45	1683.36	
133	Mysuru	Hunsur	HALEBEEDU	GP	RAGI	RF	250			Hobli Level	34	1089.35	
134	Mysuru	Hunsur	HANAGODU	GP	RAGI	RF	9			Hobli Level	30	1645.20	
135	Mysuru	Hunsur	HARAVE	GP	RAGI	RF	262			Hobli Level	44	1196.95	
136	Mysuru	Hunsur	HEGGANDURU	GP	RAGI	RF	180			Hobli Level	30	1645.20	
137	Mysuru	Hunsur	HIRIKYATHANAHALLI	GP	RAGI	RF	305			Hobli Level	14	1047.54	
138	Mysuru	Hunsur	HUSENPURA	GP	RAGI	RF	153			Hobli Level	34	1089.35	
139	Mysuru	Hunsur	JABAGERE	GP	RAGI	RF	305	4	1053.90				
140	Mysuru	Hunsur	KADEMANUGANAHALLI	GP	RAGI	RF	142			Hobli Level	30	1645.20	
141	Mysuru	Hunsur	KALLAHALLI	GP	RAGI	RF	152			Hobli Level	30	1645.20	
142	Mysuru	Hunsur	KARIMUDDANAHALLI	GP	RAGI	RF	45	4	1535.83				
143	Mysuru	Hunsur	KARNAKUPPE	GP	RAGI	RF	154	4	2433.18				
144	Mysuru	Hunsur	KATTEMALALAVADI	GP	RAGI	RF	185	4	1036.59				

Government of Karnataka
Directorate of Economics and Statistics
GP Level Average Yield data for Kharif season 2017-18

S.N	District	Taluk	Insurance Unit (hobli/ GP)	GP/HOBLI	Crop	IRR_RF	Area_Sown_Ha	No_CCE_Conducted	Average Yield(Kg/Ha)	Name_Of_Higher_Level	No_cce_Conducted_Higher	Higher average Yield(Kg/Ha)	Synthetic Yield
145	Mysuru	Hunsur	KIRANGURU	GP	RAGI	RF	125			Hobli Level	30	1645.20	
146	Mysuru	Hunsur	KOTHEGALA	GP	RAGI	RF	20			Hobli Level	44	1525.67	
147	Mysuru	Hunsur	MANUGANAHALLI	GP	RAGI	RF	300	4	1024.21				
148	Mysuru	Hunsur	MARADURU	GP	RAGI	RF	60	4	618.49				
149	Mysuru	Hunsur	MODURU	GP	RAGI	RF	193			Hobli Level	14	1047.54	
150	Mysuru	Hunsur	MUKANHALLI	GP	RAGI	RF	36			Hobli Level	29	1522.30	
151	Mysuru	Hunsur	MULLURU	GP	RAGI	RF	250			Hobli Level	29	1126.67	
152	Mysuru	Hunsur	NERALEKUPPE	GP	RAGI	RF	200	4	2350.25				
153	Mysuru	Hunsur	SINGAMARANAHALI	GP	RAGI	RF	80			Hobli Level	34	1089.35	
154	Mysuru	Hunsur	THATTEKERE	GP	RAGI	RF	40	4	3569.42				
155	Mysuru	Hunsur	UDBOORKAVAL	GP	RAGI	RF	45			Hobli Level	15	1759.69	
156	Mysuru	Hunsur	UDDURU	GP	RAGI	RF	152			Hobli Level	15	1759.69	
157	Mysuru	Hunsur	UMMATHURU	GP	RAGI	RF	75			Hobli Level	30	1645.20	
158	Mysuru	Hunsur	UYYIGONDANAHALLI	GP	RAGI	RF	46	4	1021.74				
159	Mysuru	K.R.Nagar	ADAGURU	GP	PADDY	IRR	630	4	2725.18				
160	Mysuru	K.R.Nagar	ANKANAHALLI	GP	PADDY	IRR	513	4	6925.92				
161	Mysuru	K.R.Nagar	ARJUNAHALLI	GP	PADDY	IRR	735	4	5319.73				
162	Mysuru	K.R.Nagar	BHERYA	GP	PADDY	IRR	2	4	4731.48				

Government of Karnataka
Directorate of Economics and Statistics
GP Level Average Yield data for Kharif season 2017-18

S.N	District	Taluk	Insurance Unit (hobli/ GP)	GP/HOBLI	Crop	IRR_RF	Area_Sown_Ha	No_CCE_Conducted	Average Yield(Kg/Ha)	Name_Of_Higher_Level	No_cce Conducted_Higher	Higher average Yield(Kg/Ha)	Synthetic yield
163	Mysuru	K.R.Nagar	BYADARAHALLI	GP	PADDY	IRR	720			Hobli Level	16	6153.63	
164	Mysuru	K.R.Nagar	CHANAMGERE	GP	PADDY	IRR	735	4	3679.01				
165	Mysuru	K.R.Nagar	CHANDAGALU	GP	PADDY	IRR	1001	4	7003.97				
166	Mysuru	K.R.Nagar	DORNAHALLI (DODDEKOPPALU)	GP	PADDY	IRR	582	4	5357.52				
167	Mysuru	K.R.Nagar	GANDHANAHALLI	GP	PADDY	IRR	494	4	6646.58				
168	Mysuru	K.R.Nagar	HALIYURU	GP	PADDY	IRR	394			Hobli Level	26	4128.94	
169	Mysuru	K.R.Nagar	HAMPAPURA	GP	PADDY	IRR	677	4	5138.98				
170	Mysuru	K.R.Nagar	IIANASOGE	GP	PADDY	IRR	967	4	6162.91				
171	Mysuru	K.R.Nagar	HARADANAHALLI	GP	PADDY	IRR	35	4	5293.84				
172	Mysuru	K.R.Nagar	HEBBALU	GP	PADDY	IRR	895	4	8240.45				
173	Mysuru	K.R.Nagar	HONNENAHALLI	GP	PADDY	IRR	356	4	4407.78				
174	Mysuru	K.R.Nagar	HOSAAGRAHARA	GP	PADDY	IRR	426	4	5660.69				
175	Mysuru	K.R.Nagar	HOSAKOTE	GP	PADDY	IRR	230	4	4317.47				
176	Mysuru	K.R.Nagar	KARPURAVALLI	GP	PADDY	IRR	346	4	2160.76				
177	Mysuru	K.R.Nagar	KEGGERE	GP	PADDY	IRR	804	4	4649.40				
178	Mysuru	K.R.Nagar	KESTHURU	GP	PADDY	IRR	387	4	2811.25				
179	Mysuru	K.R.Nagar	KR Nagara (ULB)	GP	PADDY	IRR	174	4	4032.03				
180	Mysuru	K.R.Nagar	KUPPEHANTHA(CHUNCHANAKATTE)	GP	PADDY	IRR	153			Hobli Level	26	4128.94	

Government of Karnataka
Directorate of Economics and Statistics
GP Level Average Yield data for Kharif season 2017-18

S.N	District	Taluk	Insurance Unit (hobli/ GP)	GP/HOBLI	Crop	IRR_RF	Area_Sown_Ha	No_CCE_Conducted	Average Yield(Kg/Ha)	Name_Of_Higher_Level	No_cce_Conducted_Higher	Higher average Yield(Kg/Ha)	Synthetic yield
181	Mysuru	K.R.Nagar	LAKSHMIPURA	GP	PADDY	IRR	456	4	4839.11				
182	Mysuru	K.R.Nagar	LALANDEVANAHALLI	GP	PADDY	IRR	1013	4	4042.17				
183	Mysuru	K.R.Nagar	MAVATHURU	GP	PADDY	IRR	369	4	5479.94				
184	Mysuru	K.R.Nagar	MAYIGOWDANAHALLI	GP	PADDY	IRR	628	4	5381.53				
185	Mysuru	K.R.Nagar	MELURU	GP	PADDY	IRR	166	4	6778.86				
186	Mysuru	K.R.Nagar	MIRLE	GP	PADDY	IRR	1610	4	6646.58				
187	Mysuru	K.R.Nagar	MUNJANAHALLI	GP	PADDY	IRR	8	4	4095.79				
188	Mysuru	K.R.Nagar	NARACHANAHALLI	GP	PADDY	IRR	256	4	6449.40				
189	Mysuru	K.R.Nagar	SALIGRAMA	GP	PADDY	IRR	445	4	5915.38				
190	Mysuru	K.R.Nagar	SHEEGAVALU	GP	PADDY	IRR	193			Hobli Level	25	4650.82	
191	Mysuru	K.R.Nagar	SIDDAPURA	GP	PADDY	IRR	321	4	3861.43				
192	Mysuru	K.R.Nagar	THANDRE	GP	PADDY	IRR	97	4	1807.48				
193	Mysuru	K.R.Nagar	THIPPURU	GP	PADDY	IRR	967	4	5138.24				
194	Mysuru	Mysuru	ANANDURU	GP	PADDY	IRR	18			Hobli Level	11	4350.19	
195	Mysuru	Mysuru	BEERIHUNDI	GP	PADDY	IRR	0			Hobli Level	23	4263.34	
196	Mysuru	Mysuru	DEVALAPURA	GP	PADDY	IRR	205	4	6924.72				
197	Mysuru	Mysuru	DOORA	GP	PADDY	IRR	20	4	4851.23				
198	Mysuru	Mysuru	GUNGRALCHATHRA	GP	PADDY	IRR	20	4	4435.00				

**Government of Karnataka
Directorate of Economics and Statistics**

GP Level Average Yield data for Kharif season 2017-18

S.N	District	Taluk	Insurance Unit (hobli/ GP)	GP/HOBLI	Crop	IRR_RF	Area_Sown_Ha	No_CCE_Conducted	Average Yield(Kg/Ha)	Name_Of_Higher_Level	No_cce_Conducted_Higher	Higher average Yield(Kg/Ha)	Synthetic Yield
199	Mysuru	Mysuru	HANCHYA	GP	PADDY	IRR	61	4	5175.96				
200	Mysuru	Mysuru	HAROHALLI (MELLAHALLI)	GP	PADDY	IRR	236	4	7049.16				
201	Mysuru	Mysuru	HAROHALLI(J)	GP	PADDY	IRR	23			Hobli Level	12	4205.44	
202	Mysuru	Mysuru	HOSAHUNDI	GP	PADDY	IRR	70	4	4627.70				
203	Mysuru	Mysuru	JAYAPURA	GP	PADDY	IRR	0			Hobli Level	12	4205.44	
204	Mysuru	Mysuru	KADAKOLA	GP	PADDY	IRR	61	4	6552.10				
205	Mysuru	Mysuru	KEELANAPIJIRA	GP	PADDY	IRR	236	4	6913.17				
206	Mysuru	Mysuru	MARATIKYATHANA HALLI	GP	PADDY	IRR	0			Hobli Level	23	4253.69	
207	Mysuru	Mysuru	MARBALLI	GP	PADDY	IRR	0			Hobli Level	12	4205.44	
208	Mysuru	Mysuru	MOSAMBAYANAHALLI	GP	PADDY	IRR	310	4	5461.03				
209	Mysuru	Mysuru	NAGANAHALLI	GP	PADDY	IRR	482			Hobli Level	16	6766.76	
210	Mysuru	Mysuru	NAGAWALA	GP	PADDY	IRR	2	4	4765.99				
211	Mysuru	Mysuru	RAMMANAHALLI	GP	PADDY	IRR	20	4	7480.49				
212	Mysuru	Mysuru	SIDDALINGAPURA	GP	PADDY	IRR	215			Hobli Level	16	6766.76	
213	Mysuru	Mysuru	SINDHUVALLI	GP	PADDY	IRR	30			Hobli Level	12	4205.44	
214	Mysuru	Mysuru	SOMESHWARAPUR A	GP	PADDY	IRR	188			Hobli Level	37	5633.52	
215	Mysuru	Mysuru	SRIRAMPURA	GP	PADDY	IRR	10			Hobli Level	28	6400.85	
216	Mysuru	Mysuru	VAJAMANGALA	GP	PADDY	IRR	17			Hobli Level	37	5633.52	

Government of Karnataka
Directorate of Economics and Statistics
GP Level Average Yield data for Kharif season 2017-18

S.N	District	Taluk	Insurance Unit (hobli/ GP)	GP/HOBLI	Crop	IRR_RF	Area_Sown_Ha	No_CCE_Conducted	Average Yield(Kg/Ha)	Name_Of_Higher_Level	No_cce_Conducted_Higher	Higher average Yield(Kg/Ha)	Synthetic Yield
217	Mysuru	Mysuru	VARAKODU	GP	PADDY	IRR	182	4	4155.69				
218	Mysuru	Mysuru	VARUNA	GP	PADDY	IRR	116	4	3886.23				
219	Mysuru	Mysuru	YADAKOLA	GP	PADDY	IRR	157	4	5720.47				
220	Mysuru	Nanjangud	BADANAVALU	GP	Green Gram (Moong Bean/ Moong)	RF	29	4	232.49				
221	Mysuru	Nanjangud	BILIGERE	GP	Green Gram (Moong Bean/ Moong)	RF	89	4	189.42				
222	Mysuru	Nanjangud	DASANURU	GP	Green Gram (Moong Bean/ Moong)	RF	96			Hobli Level	14	258.93	
223	Mysuru	Nanjangud	DEBURU	GP	Green Gram (Moong Bean/ Moong)	RF	264			Hobli Level	37	214.17	
224	Mysuru	Nanjangud	DEVANURU	GP	Green Gram (Moong Bean/ Moong)	RF	53	4	185.61				
225	Mysuru	Nanjangud	DEVARASANAHALI	GP	Green Gram (Moong Bean/ Moong)	RF	47			Hobli Level	37	214.17	
226	Mysuru	Nanjangud	DEVIRAMMANAHALLI	GP	Green Gram (Moong Bean/ Moong)	RF	87	4	160.73				
227	Mysuru	Nanjangud	DODDAKAVALANDE	GP	Green Gram (Moong Bean/ Moong)	RF	62			Hobli Level	14	258.93	
228	Mysuru	Nanjangud	DUGGAHALI	GP	Green Gram (Moong Bean/ Moong)	RF	195			Hobli Level	22	1245.15	
229	Mysuru	Nanjangud	HADINARU	GP	Green Gram (Moong Bean/ Moong)	RF	45	4	141.40				
230	Mysuru	Nanjangud	HADYA	GP	Green Gram (Moong Bean/ Moong)	RF	30			Hobli Level	22	1245.15	

**Government of Karnataka
Directorate of Economics and Statistics**

GP Level Average Yield data for Kharif season 2017-18

S.N	District	Taluk	Insurance Unit (hobli/ GP)	GP/HOBLI	Crop	IRR_RF	Area_Sown_Ha	No_CCE_Conducted	Average Yield(Kg/Ha)	Name_Of_Higher_Level	No_cce_Conducted_Higher	Higher average Yield(Kg/Ha)	Synthetic Yield
231	Mysuru	Nanjangud	HAGINAVALU	GP	Green Gram (Moong Bean/ Moong)	RF	51			Hobli Level	59	729.66	
232	Mysuru	Nanjangud	HALLARE	GP	Green Gram (Moong Bean/ Moong)	RF	132	4	270.60				
233	Mysuru	Nanjangud	HARADANAHALLI	GP	Green Gram (Moong Bean/ Moong)	RF	29	4	2216.04				
234	Mysuru	Nanjangud	HEDATHALE	GP	Green Gram (Moong Bean/ Moong)	RF	42	4	19.06				
235	Mysuru	Nanjangud	HEDIYALA	GP	Green Gram (Moong Bean/ Moong)	RF	0			Hobli Level	22	1245.15	
236	Mysuru	Nanjangud	HEGGADAHALLI	GP	Green Gram (Moong Bean/ Moong)	RF	93	4	687.94				
237	Mysuru	Nanjangud	HEMMARAGALA	GP	Green Gram (Moong Bean/ Moong)	RF	0			Hobli Level	14	258.93	
238	Mysuru	Nanjangud	HORALAVADI	GP	Green Gram (Moong Bean/ Moong)	RF	198	4	177.23				
239	Mysuru	Nanjangud	HOSAKOTE	GP	Green Gram (Moong Bean/ Moong)	RF	7	4	51.45				
240	Mysuru	Nanjangud	HULIMAVU	GP	Green Gram (Moong Bean/ Moong)	RF	6	4	182.95				
241	Mysuru	Nanjangud	HULLAHALLI	GP	Green Gram (Moong Bean/ Moong)	RF	45	4	1184.40				
242	Mysuru	Nanjangud	HURA	GP	Green Gram (Moong Bean/ Moong)	RF	33			Hobli Level	22	1245.15	
243	Mysuru	Nanjangud	KALALE	GP	Green Gram (Moong Bean/ Moong)	RF	41	4	133.17				

Government of Karnataka
Directorate of Economics and Statistics
GP Level Average Yield data for Kharif season 2017-18

S.N	District	Taluk	Insurance Unit (hobli/ GP)	GP/HOBLI	Crop	IRR_RF	Area_Sown_Ha	No_CCE_Conducted	Average Yield(Kg/Ha)	Name_Of_Higher_Level	No_cce_Conducted_Higher	Higher average Yield(Kg/Ha)	Synthetic Yield
244	Mysuru	Nanjangud	KARYA	GP	Green Gram (Moong Bean/ Moong)	RF	28	4	1522.08				
245	Mysuru	Nanjangud	KASUVINAHALLI	GP	Green Gram (Moong Bean/ Moong)	RF	115	4	80.12				
246	Mysuru	Nanjangud	KONANURU	GP	Green Gram (Moong Bean/ Moong)	RF	18			Hobli Level	14	258.93	
247	Mysuru	Nanjangud	KUDALAPURA	GP	Green Gram (Moong Bean/ Moong)	RF	53			Hobli Level	51	247.74	
248	Mysuru	Nanjangud	KURIHUNDI	GP	Green Gram (Moong Bean/ Moong)	RF	140	4	2544.04				
249	Mysuru	Nanjangud	MALLUPURA	GP	Green Gram (Moong Bean/ Moong)	RF	45	4	215.34				
250	Mysuru	Nanjangud	MARALURU	GP	Green Gram (Moong Bean/ Moong)	RF	105			Hobli Level	16	270.60	
251	Mysuru	Nanjangud	NAGARLE	GP	Green Gram (Moong Bean/ Moong)	RF	107	4	62.12				
252	Mysuru	Nanjangud	NALLITHALAPURA	GP	Green Gram (Moong Bean/ Moong)	RF	227			Hobli Level	22	1245.15	
253	Mysuru	Nanjangud	NAVILURU	GP	Green Gram (Moong Bean/ Moong)	RF	0			Hobli Level	37	214.17	
254	Mysuru	Nanjangud	NERALE	GP	Green Gram (Moong Bean/ Moong)	RF	75	4	145.82				
255	Mysuru	Nanjangud	RAMPURA	GP	Green Gram (Moong Bean/ Moong)	RF	37			Hobli Level	16	270.60	
256	Mysuru	Nanjangud	SHIRAMMALI	GP	Green Gram (Moong Bean/ Moong)	RF	132	4	165.79				

Government of Karnataka
Directorate of Economics and Statistics
GP Level Average Yield data for Kharif season 2017-18

S.N	District	Taluk	Insurance Unit (hobli/ GP)	GP/HOBLI	Crop	IRR_RF	Area_Sown_Ha	No_CCE_Conducted	Average Yield(Kg/Ha)	Name_Of_Higher_Level	No_cce_Conducted_Higher	Higher average Yield(Kg/Ha)	Synthetic yield
257	Mysuru	Nanjangud	SINDHUVALLI	GP	Green Gram (Moong Bean/ Moong)	RF	176			Hobli Level	37	214.17	
258	Mysuru	Nanjangud	SUTHURU	GP	Green Gram (Moong Bean/ Moong)	RF	37			Hobli Level	22	385.88	
259	Mysuru	Nanjangud	THAGADURU	GP	Green Gram (Moong Bean/ Moong)	RF	3			Hobli Level	22	385.88	
260	Mysuru	Nanjangud	THAYURU	GP	Green Gram (Moong Bean/ Moong)	RF	98			Hobli Level	22	385.88	
261	Mysuru	Nanjangud	THUMNERALE	GP	Green Gram (Moong Bean/ Moong)	RF	39			Hobli Level	16	270.60	
262	Mysuru	Nanjangud	BILIGERE	GP	PADDY	IRR	465	4	5336.16				
263	Mysuru	Nanjangud	DEBURU	GP	PADDY	IRR	229	4	5286.87				
264	Mysuru	Nanjangud	DEVARASANAHALLI	GP	PADDY	IRR	25	4	6426.40				
265	Mysuru	Nanjangud	DEVIRAMMANAHALLI	GP	PADDY	IRR	17	4	3687.70				
266	Mysuru	Nanjangud	DUGGAHALLI	GP	PADDY	IRR	153			Hobli Level	24	4201.98	
267	Mysuru	Nanjangud	HADINARU	GP	PADDY	IRR	416	4	4362.59				
268	Mysuru	Nanjangud	HADYA	GP	PADDY	IRR	252	4	4625.50				
269	Mysuru	Nanjangud	HAGINAVALU	GP	PADDY	IRR	0			Hobli Level	51	4134.74	
270	Mysuru	Nanjangud	HARADANAHALLI	GP	PADDY	IRR	243	4	4254.78				
271	Mysuru	Nanjangud	HEDIYALA	GP	PADDY	IRR	0			Hobli Level	24	4201.98	
272	Mysuru	Nanjangud	HEGGADAHALLI	GP	PADDY	IRR	158	4	4724.91				

Government of Karnataka
Directorate of Economics and Statistics
GP Level Average Yield data for Kharif season 2017-18

S.N	District	Taluk	Insurance Unit (hobli/ GP)	GP/HOBLI	Crop	IRR_RF	Area_Sown_Ha	No_CCE_Conducted	Average Yield(Kg/Ha)	Name_Of_Higher_Level	No_cce_Conducted_Higher	Higher average Yield(Kg/Ha)	Synthetic Yield
273	Mysuru	Nanjangud	HORALAVADI	GP	PADDY	IRR	192			Hobli Level	47	4137.38	
274	Mysuru	Nanjangud	HOSAKOTE	GP	PADDY	IRR	291	4	3822.35				
275	Mysuru	Nanjangud	HULIMAVU	GP	PADDY	IRR	483	4	2168.97				
276	Mysuru	Nanjangud	HULLAHALLI	GP	PADDY	IRR	214	4	5151.31				
277	Mysuru	Nanjangud	HURA	GP	PADDY	IRR	0			Hobli Level	24	4201.98	
278	Mysuru	Nanjangud	KALALE	GP	PADDY	IRR	48	4	2322.87				
279	Mysuru	Nanjangud	KARYA	GP	PADDY	IRR	10			Hobli Level	20	4347.05	
280	Mysuru	Nanjangud	KEMPISIDDANAHUNDI	GP	PADDY	IRR	406	4	2957.95				
281	Mysuru	Nanjangud	KURIHUNDI	GP	PADDY	IRR	289	4	4038.06				
282	Mysuru	Nanjangud	MALLUPURA	GP	PADDY	IRR	185	4	4443.85				
283	Mysuru	Nanjangud	MARALURU	GP	PADDY	IRR	436	4	6523.34				
284	Mysuru	Nanjangud	NAGARLE	GP	PADDY	IRR	670	4	2751.91				
285	Mysuru	Nanjangud	NALLITHALAPURA	GP	PADDY	IRR	521	4	3995.61				
286	Mysuru	Nanjangud	Nanjangud(ULB)	GP	PADDY	IRR	350			Hobli Level	27	4067.49	
287	Mysuru	Nanjangud	NAVILURU	GP	PADDY	IRR	0			Hobli Level	27	4067.49	
288	Mysuru	Nanjangud	RAMPURA	GP	PADDY	IRR	206			Hobli Level	25	4308.15	
289	Mysuru	Nanjangud	SHIRAMMALLI	GP	PADDY	IRR	255	4	3146.65				
290	Mysuru	Nanjangud	SINDHUVALLI	GP	PADDY	IRR	4	4	1925.92				

Government of Karnataka
Directorate of Economics and Statistics

GP Level Average Yield data for Kharif season 2017-18

S.N	District	Taluk	Insurance Unit (hobli/ GP)	GP/HOBLI	Crop	IRR_RF	Area_Sown_Ha	No_CCE_Conducted	Average Yield(Kg/Ha)	Name_Of_Higher_Level	No_cce_Conducted_Higher	Higher average Yield(Kg/Ha)	Synthetic Yield
291	Mysuru	Nanjangud	SUTHURU	GP	PADDY	IRR	670	4	3639.60				
292	Mysuru	Nanjangud	THAGADURU	GP	PADDY	IRR	0			Hobli Level	20	4347.05	
293	Mysuru	Nanjangud	THANDAVAPURA	GP	PADDY	IRR	132	4	6363.14				
294	Mysuru	Nanjangud	THAYURU	GP	PADDY	IRR	540	4	5563.74				
295	Mysuru	Nanjangud	THUMNERALE	GP	PADDY	IRR	115			Hobli Level	25	4308.15	
296	Mysuru	Periyapatana	ATTHIGUDU	GP	Maize (Makka)	RF	180	4	1156.64				
297	Mysuru	Periyapatana	AVARTHI	GP	Maize (Makka)	RF	380	4	5070.26				
298	Mysuru	Periyapatana	BETTADAPURA	GP	Maize (Makka)	RF	218			Hobli Level	14	3386.82	
299	Mysuru	Periyapatana	BETTADATHUNGA	GP	Maize (Makka)	RF	162			Hobli Level	14	3386.82	
300	Mysuru	Periyapatana	BHUVANAHALLI	GP	Maize (Makka)	RF	102			Hobli Level	14	3386.82	
301	Mysuru	Periyapatana	BYLUKUPPE	GP	Maize (Makka)	RF	1299			Hobli Level	40	4565.02	
302	Mysuru	Periyapatana	CHANKALKAVAL	GP	Maize (Makka)	RF	287			Hobli Level	39	4133.74	
303	Mysuru	Periyapatana	CHAPPARADAHALLI	GP	Maize (Makka)	RF	289			Hobli Level	39	4283.13	
304	Mysuru	Periyapatana	CHIKKANERALE	GP	Maize (Makka)	RF	338	4	5001.06				
305	Mysuru	Periyapatana	CHITTANAHALLI	GP	Maize (Makka)	RF	324	4	6391.29				
306	Mysuru	Periyapatana	CHOWTHI	GP	Maize (Makka)	RF	777	4	2729.19				
307	Mysuru	Periyapatana	DODDABYALALU	GP	Maize (Makka)	RF	48	4	4235.70				
308	Mysuru	Periyapatana	DODDAKAMARAVALI	GP	Maize (Makka)	RF	218			Hobli Level	25	4507.20	

Government of Karnataka
Directorate of Economics and Statistics
GP Level Average Yield data for Kharif season 2017-18

S.N	District	Taluk	Insurance Unit (hobli/ GP)	GP/HOBLI	Crop	IRR_RF	Area_Sown_Ha	No_CCE_Conducted	Average Yield(Kg/Ha)	Name_Of_Higher_Level	No_cce_Conducted_Higher	Higher average Yield(Kg/Ha)	Synthetic Yield
309	Mysuru	Periyapatana	HALAGANAHALLI	GP	Maize (Makka)	RF	90	4	3226.58				
310	Mysuru	Periyapatana	HANDITHAVALLI	GP	Maize (Makka)	RF	21	4	2833.41				
311	Mysuru	Periyapatana	HARADURU	GP	Maize (Makka)	RF	144			Hobli Level	14	3386.82	
312	Mysuru	Periyapatana	HARANAHALLI	GP	Maize (Makka)	RF	387			Hobli Level	25	4507.20	
313	Mysuru	Periyapatana	HITNEHEBBAGILU	GP	Maize (Makka)	RF	45	4	4700.42				
314	Mysuru	Periyapatana	HUNASAVADI	GP	Maize (Makka)	RF	221			Hobli Level	15	5316.60	
315	Mysuru	Periyapatana	KAMPLAPURA	GP	Maize (Makka)	RF	67	4	5091.22				
316	Mysuru	Periyapatana	KANAGALU	GP	Maize (Makka)	RF	198			Hobli Level	25	4507.20	
317	Mysuru	Periyapatana	KIRNALLI	GP	Maize (Makka)	RF	29			Hobli Level	39	4840.43	
318	Mysuru	Periyapatana	KITTHURU	GP	Maize (Makka)	RF	155			Hobli Level	14	3386.82	
319	Mysuru	Periyapatana	KOMALAPURA	GP	Maize (Makka)	RF	87			Hobli Level	38	3673.26	
320	Mysuru	Periyapatana	KOPPA	GP	Maize (Makka)	RF	1238	4	4014.22				
321	Mysuru	Periyapatana	MAKODU	GP	Maize (Makka)	RF	48	4	2300.80				
322	Mysuru	Periyapatana	MALANGI	GP	Maize (Makka)	RF	788			Hobli Level	40	5226.66	
323	Mysuru	Periyapatana	MUTHURU	GP	Maize (Makka)	RF	664			Hobli Level	40	5200.97	
324	Mysuru	Periyapatana	N.SHETTIHALLI	GP	Maize (Makka)	RF	142			Hobli Level	38	3512.14	
325	Mysuru	Periyapatana	NAVILURU	GP	Maize (Makka)	RF	238			Hobli Level	15	5316.60	
326	Mysuru	Periyapatana	PANCHAVALLI	GP	Maize (Makka)	RF	998			Hobli Level	15	5316.60	

**Government of Karnataka
Directorate of Economics and Statistics**

GP Level Average Yield data for Kharif season 2017-18


S.N	District	Taluk	Insurance Unit (hobli/ GP)	GP/HOBLI	Crop	IRR_RF	Area_Sown_Ha	No_CCE_Conducted	Average Yield(Kg/Ha)	Name_Of_Higher_Level	No_cce Conducted_Higher	Higher average Yield(Kg/Ha)	Synthetic yield
327	Mysuru	Periyapatana	PUNADAHALLI	GP	Maize (Makka)	RF	168	4	6572.20				
328	Mysuru	Periyapatana	RAMANATHATHUNGA	GP	Maize (Makka)	RF	54			Hobli Level	24	3888.10	
329	Mysuru	Periyapatana	RAVANDURU	GP	Maize (Makka)	RF	28	4	2839.70				
330	Mysuru	T-Narsipur	ANKANAHALLI	GP	PADDY	IRR	506	4	4204.85				
331	Mysuru	T-Narsipur	ATTHAHALLI	GP	PADDY	IRR	70	4	4728.19				
332	Mysuru	T-Narsipur	B.SEEHALLI	GP	PADDY	IRR	472	4	5102.01				
333	Mysuru	T-Narsipur	B.SHETTIHALLI	GP	PADDY	IRR	360	4	4822.68				
334	Mysuru	T-Narsipur	Bannur(ULB)	GP	PADDY	IRR	678	4	4970.56				
335	Mysuru	T-Narsipur	BEEDANAHALLI	GP	PADDY	IRR	149	4	4936.05				
336	Mysuru	T-Narsipur	BENAKANAHALLI	GP	PADDY	IRR	389	4	5062.63				
337	Mysuru	T-Narsipur	CHIDARAVALLI	GP	PADDY	IRR	209	4	4093.23				
338	Mysuru	T-Narsipur	DODDEBAGILU	GP	PADDY	IRR	800	4	5028.07				
339	Mysuru	T-Narsipur	GARGESHWARI	GP	PADDY	IRR	257	4	5880.45				
340	Mysuru	T-Narsipur	HANUMANALU	GP	PADDY	IRR	220	4	4627.14				
341	Mysuru	T-Narsipur	HEGGURU	GP	PADDY	IRR	325	4	4308.37				
342	Mysuru	T-Narsipur	HEMMIGE	GP	PADDY	IRR	449	4	4970.56				
343	Mysuru	T-Narsipur	HOLESALU	GP	PADDY	IRR	462	4	4428.32				
344	Mysuru	T-Narsipur	HOSAKOTE	GP	PADDY	IRR	470	4	4581.10				

Government of Karnataka
Directorate of Economics and Statistics
GP Level Average Yield data for Kharif season 2017-18

S.N	District	Taluk	Insurance Unit (hobli/ GP)	GP/HOBLI	Crop	IRR_RF	Area_Sown_Ha	No_CCE_Conducted	Average Yield(Kg/Ha)	Name_Of_Higher_Level	No_cce Conducted_Higher	Higher average Yield(Kg/Ha)	Synthetic Yield
345	Mysuru	T-Narsipur	KALIYURU	GP	PADDY	IRR	422	4	6535.67				
346	Mysuru	T-Narsipur	KAROHATTI	GP	PADDY	IRR	96			Hobli Level	18	5073.30	
347	Mysuru	T-Narsipur	KETHUPURA	GP	PADDY	IRR	594	4	6449.40				
348	Mysuru	T-Narsipur	KIRAGASURU	GP	PADDY	IRR	771	4	6623.97				
349	Mysuru	T-Narsipur	KODAGAHALLI	GP	PADDY	IRR	308	4	4510.47				
350	Mysuru	T-Narsipur	KOLATTHURU	GP	PADDY	IRR	68	4	5145.97				
351	Mysuru	T-Narsipur	KOTTHEGALA	GP	PADDY	IRR	310	4	5994.88				
352	Mysuru	T-Narsipur	KUPYA	GP	PADDY	IRR	127	4	2830.35				
353	Mysuru	I-Narsipur	MADAPURA	GP	PADDY	IRR	411	4	5311.51				
354	Mysuru	T-Narsipur	MALIYURU	GP	PADDY	IRR	306	4	4272.22				
355	Mysuru	T-Narsipur	MUGURU	GP	PADDY	IRR	581	4	5648.36				
356	Mysuru	T-Narsipur	MUTTHALAVADI	GP	PADDY	IRR	400			Hobli Level	37	5089.66	
357	Mysuru	T-Narsipur	RANGASAMUDRA	GP	PADDY	IRR	910	4	4986.99				
358	Mysuru	T-Narsipur	SOMANATHAPURA	GP	PADDY	IRR	415	4	3988.44				
359	Mysuru	T-Narsipur	SOSALE	GP	PADDY	IRR	570	4	5175.96				
360	Mysuru	T-Narsipur	T Narsipura (ULB)	GP	PADDY	IRR	480	4	5381.35				
361	Mysuru	T-Narsipur	T.DODDAPURA	GP	PADDY	IRR	768	4	4436.53				
362	Mysuru	T-Narsipur	THALAKADU	GP	PADDY	IRR	721			Hobli Level	23	4836.03	

Government of Karnataka
Directorate of Economics and Statistics
GP Level Average Yield data for Kharif season 2017-18

S.N	District	Taluk	Insurance Unit (hobli/ GP)	GP/HOBLI	Crop	IRR_IRF	Area_Sown_Ha	No_CCE_Conducted	Average Yield(Kg/Ha)	Name_Of_Higher_Level	No_cce_Conducted_Higher	Higher average Yield(Kg/Ha)	Synthetic yield
363	Mysuru	T-Narsipur	THUMBALA	GP	PADDY	IRR	497	4	5077.36				
364	Mysuru	T-Narsipur	THURUGANURU	GP	PADDY	IRR	232	4	4432.42				
365	Mysuru	T-Narsipur	UKKALAGERE	GP	PADDY	IRR	133	4	6102.45				
366	Mysuru	T-Narsipur	VATALU	GP	PADDY	IRR	70	4	4231.96				
367	Mysuru	T-Narsipur	YACHENAHALLI	GP	PADDY	IRR	124	4	4234.42				


 Joint Director
 Crop insurance scheme Division
 Directorate of Economics and Statistics

②

Government of Karnataka
Directorate of Economics and Statistics
GP Level Average Yield data for Kharif season 2017-18

S.N	District	Taluk	Insurance Unit (hobli/ GP)	GP/HOBLI	Crop	IRR_RF	Area_Sown_Ha	No_CCE_Conducted	Average Yield(Kg/Ha)	Name_Of_Higher_Level	No_cce_Conducted_Higher	Higher average Yield(Kg/Ha)	Synthetic yield
1	Raichur	Devdurga	ALKOD	GP	PADDY	IRR	32	4	8556.18				
2	Raichur	Devdurga	AMARAPUR	GP	PADDY	IRR	70	4	6193.16				
3	Raichur	Devdurga	AREKERA	GP	PADDY	IRR	30			Hobli Level	28	6027.11	
4	Raichur	Devdurga	B. GANEKAL	GP	PADDY	IRR	104	4	2760.51				
5	Raichur	Devdurga	BHUMANAGUNDA	GP	PADDY	IRR	0			Hobli Level	28	6027.11	
6	Raichur	Devdurga	CHINCHODI	GP	PADDY	IRR	95			Hobli Level	32	4026.83	
7	Raichur	Devdurga	DONDAMBLI	GP	PADDY	IRR	225	4	4499.35				
8	Raichur	Devdurga	GABBUR	GP	PADDY	IRR	340	4	6991.65				
9	Raichur	Devdurga	GALAG	GP	PADDY	IRR	70	4	2711.22				
10	Raichur	Devdurga	GANADHAL	GP	PADDY	IRR	50	4	5604.82				
11	Raichur	Devdurga	GUGAL	GP	PADDY	IRR	350	4	5336.91				
12	Raichur	Devdurga	HEMNAL	GP	PADDY	IRR	250			Hobli Level	35	5607.41	
13	Raichur	Devdurga	HIREBUDUR	GP	PADDY	IRR	90			Hobli Level	35	5533.70	
14	Raichur	Devdurga	HOSUR SIDDAPUR	GP	PADDY	IRR	50	4	5312.09				
15	Raichur	Devdurga	JAGIR JADALADINNI	GP	PADDY	IRR	150			Hobli Level	28	6027.11	
16	Raichur	Devdurga	JALAHALLI	GP	PADDY	IRR	56	4	4125.56				
17	Raichur	Devdurga	JERABANDI	GP	PADDY	IRR	112	4	6547.42				
18	Raichur	Devdurga	K. IRABGERA	GP	PADDY	IRR	37			Hobli Level	20	5323.13	

Government of Karnataka
Directorate of Economics and Statistics
GP Level Average Yield data for Kharif season 2017-18

S.N	District	Taluk	Insurance Unit (hobli/ GP)	GP/HOBLI	Crop	IRR_RF	Area_Sown_Ha	No_CCE_Conducted	Average Yield(Kg/Ha)	Name_Of_Higher_Level	No_cce Conducted_Higher	Higher average Yield(Kg/Ha)	Synthetic field
19	Raichur	Devdurga	KAREGUDDA	GP	PADDY	IRR	53	4	5648.36				
20	Raichur	Devdurga	KARIDIGUDDA	GP	PADDY	IRR	74	4	1843.74				
21	Raichur	Devdurga	KOPPAR	GP	PADDY	IRR	230			Hobli Level	20	5323.13	
22	Raichur	Devdurga	KOTHDODDI	GP	PADDY	IRR	38	4	5661.66				
23	Raichur	Devdurga	KYADIGERA	GP	PADDY	IRR	29	4	6573.29				
24	Raichur	Devdurga	MALADKAL	GP	PADDY	IRR	195			Hobli Level	43	5703.68	
25	Raichur	Devdurga	MALLEDEVARAGUDA	GP	PADDY	IRR	94			Hobli Level	28	6027.11	
26	Raichur	Devdurga	MASARKAL	GP	PADDY	IRR	171			Hobli Level	20	5323.13	
27	Raichur	Devdurga	MUNDARGI	GP	PADDY	IRR	120	4	1593.20				
28	Raichur	Devdurga	MUSTUR	GP	PADDY	IRR	211	4	4834.46				
29	Raichur	Devdurga	NAGADADINNI	GP	PADDY	IRR	162	4	5832.85				
30	Raichur	Devdurga	PALKANMARADI	GP	PADDY	IRR	0			Hobli Level	32	4026.83	
31	Raichur	Devdurga	RAMADURGA	GP	PADDY	IRR	160	4	5602.26				
32	Raichur	Devdurga	SOMANAMARADI	GP	PADDY	IRR	50	4	4830.89				
33	Raichur	Devdurga	ALKOD	GP	Pearl Millet (Bajra/Bulrush Millet/Spiked Millet)	RF	775			Hobli Level	30	1809.67	
34	Raichur	Devdurga	AMARAPUR	GP	Pearl Millet (Bajra/Bulrush Millet/Spiked Millet)	RF	384	4	2656.35				
35	Raichur	Devdurga	AREKERA	GP	Pearl Millet (Bajra/Bulrush Millet/Spiked Millet)	RF	2925	4	2018.71				

87:

Government of Karnataka
Directorate of Economics and Statistics
GP Level Average Yield data for Kharif season 2017-18

S.N	District	Taluk	Insurance Unit (hobli/ GP)	GP/HOBLI	Crop	IRR_RF	Area_Sown_Ha	No_CCE_Conducted	Average Yield(Kg/Ha)	Name_Of_Higher_Level	No_cce_Conducted_Higher	Higher average Yield(Kg/Ha)	Synthetic Yield
36	Raichur	Devdurga	B. GANEKAL	GP	Pearl Millet (Bajra/Bulrush Millet/Spiked Millet)	RF	504	4	834.65				
37	Raichur	Devdurga	BHUMANAGUNDA	GP	Pearl Millet (Bajra/Bulrush Millet/Spiked Millet)	RF	316	4	487.88				
38	Raichur	Devdurga	CHINCHODI	GP	Pearl Millet (Bajra/Bulrush Millet/Spiked Millet)	RF	382	4	566.51				
39	Raichur	Devdurga	DONDAMBLI	GP	Pearl Millet (Bajra/Bulrush Millet/Spiked Millet)	RF	331	4	771.95				
40	Raichur	Devdurga	GARRUR	GP	Pearl Millet (Bajra/Bulrush Millet/Spiked Millet)	RF	384	4	1587.44				
41	Raichur	Devdurga	GALAG	GP	Pearl Millet (Bajra/Bulrush Millet/Spiked Millet)	RF	240	4	1064.47				
42	Raichur	Devdurga	GANADHAL	GP	Pearl Millet (Bajra/Bulrush Millet/Spiked Millet)	RF	370	4	1179.03				
43	Raichur	Devdurga	GUGAL	GP	Pearl Millet (Bajra/Bulrush Millet/Spiked Millet)	RF	485	4	2338.62				
44	Raichur	Devdurga	HEMNAL	GP	Pearl Millet (Bajra/Bulrush Millet/Spiked Millet)	RF	356	4	1541.72				
45	Raichur	Devdurga	HIREBUDUR	GP	Pearl Millet (Bajra/Bulrush Millet/Spiked Millet)	RF	0			Hobli Level	36	1632.17	
46	Raichur	Devdurga	HOSUR SIDDAPUR	GP	Pearl Millet (Bajra/Bulrush Millet/Spiked Millet)	RF	509	4	846.74				
47	Raichur	Devdurga	JAGIR JADALADINNI	GP	Pearl Millet (Bajra/Bulrush Millet/Spiked Millet)	RF	965			Hobli Level	30	1809.67	
48	Raichur	Devdurga	JALAHALLI	GP	Pearl Millet (Bajra/Bulrush Millet/Spiked Millet)	RF	1794	4	544.34				

Government of Karnataka
Directorate of Economics and Statistics
GP Level Average Yield data for Kharif season 2017-18

S.N	District	Taluk	Insurance Unit (hobli/ GP)	GP/HOBLI	Crop	IRR_RF	Area_Sown_Ha	No_CCE_Conducted	Average Yield(Kg/Ha)	Name_Of_Higher_Level	No_cce_Conducted_Higher	Higher average Yield(Kg/Ha)	Synthetic Yield
49	Raichur	Devdurga	JERABANDI	GP	Pearl Millet (Bajra/Bulrush Millet/Spiked Millet)	RF	436	4	2288.22				
50	Raichur	Devdurga	K. IRABGERA	GP	Pearl Millet (Bajra/Bulrush Millet/Spiked Millet)	RF	1069			Hobli Level	23	1476.76	
51	Raichur	Devdurga	KAREGUDDA	GP	Pearl Millet (Bajra/Bulrush Millet/Spiked Millet)	RF	430	4	2290.23				
52	Raichur	Devdurga	KARIDIGUDDA	GP	Pearl Millet (Bajra/Bulrush Millet/Spiked Millet)	RF	592			Hobli Level	60	1328.35	
53	Raichur	Devdurga	KOPPAR	GP	Pearl Millet (Bajra/Bulrush Millet/Spiked Millet)	RF	520			Hobli Level	23	1476.76	
54	Raichur	Devdurga	KOTHDODDI	GP	Pearl Millet (Bajra/Bulrush Millet/Spiked Millet)	RF	965			Hobli Level	30	1809.67	
55	Raichur	Devdurga	KYADIGERA	GP	Pearl Millet (Bajra/Bulrush Millet/Spiked Millet)	RF	460	4	1352.77				
56	Raichur	Devdurga	MALADKAL	GP	Pearl Millet (Bajra/Bulrush Millet/Spiked Millet)	RF	8			Hobli Level	43	1726.50	
57	Raichur	Devdurga	MALLEDEVARAGUDA	GP	Pearl Millet (Bajra/Bulrush Millet/Spiked Millet)	RF	428	4	2905.33				
58	Raichur	Devdurga	MASARKAL	GP	Pearl Millet (Bajra/Bulrush Millet/Spiked Millet)	RF	679	4	806.42				
59	Raichur	Devdurga	MUNDARGI	GP	Pearl Millet (Bajra/Bulrush Millet/Spiked Millet)	RF	420	4	1895.49				
60	Raichur	Devdurga	MUSTUR	GP	Pearl Millet (Bajra/Bulrush Millet/Spiked Millet)	RF	356	4	1225.56				
61	Raichur	Devdurga	NAGADADINNI	GP	Pearl Millet (Bajra/Bulrush Millet/Spiked Millet)	RF	300			Hobli Level	43	1789.71	

Government of Karnataka
Directorate of Economics and Statistics
GP Level Average Yield data for Kharif season 2017-18

S.N	District	Taluk	Insurance Unit (hobli/ GP)	GP/HOBLI	Crop	IRR_RF	Area_Sown_Ha	No_CCE_Conducted	Average Yield(Kg/Ha)	Name_Of_Higher_Level	No_cce_Conducted_Higher	Higher average Yield(Kg/Ha)	Synthetic Yield
62	Raichur	Devdurga	PALKANMARADI	GP	Pearl Millet (Bajra/Bulrush Millet/Spiked Millet)	RF	405	4	1935.41				
63	Raichur	Devdurga	RAMADURGA	GP	Pearl Millet (Bajra/Bulrush Millet/Spiked Millet)	RF	458			Hobli Level	43	1719.85	
64	Raichur	Devdurga	SOMANAMARADI	GP	Pearl Millet (Bajra/Bulrush Millet/Spiked Millet)	RF	394	4	1172.54				
65	Raichur	Lingasugur	AMDIHAL	GP	Pearl Millet (Bajra/Bulrush Millet/Spiked Millet)	RF	712	4	1217.69				
66	Raichur	Lingasugur	ANEHOSUR	GP	Pearl Millet (Bajra/Bulrush Millet/Spiked Millet)	RF	70			Hobli Level	33	921.72	
67	Raichur	Lingasugur	ANKUSHADODDI	GP	Pearl Millet (Bajra/Bulrush Millet/Spiked Millet)	RF	523	4	552.40				
68	Raichur	Lingasugur	ANWARI	GP	Pearl Millet (Bajra/Bulrush Millet/Spiked Millet)	RF	500	4	752.39				
69	Raichur	Lingasugur	BANNIGOL	GP	Pearl Millet (Bajra/Bulrush Millet/Spiked Millet)	RF	4			Hobli Level	31	992.30	
70	Raichur	Lingasugur	BAYYAPUR	GP	Pearl Millet (Bajra/Bulrush Millet/Spiked Millet)	RF	391	4	1310.43				
71	Raichur	Lingasugur	CHITTAPURA	GP	Pearl Millet (Bajra/Bulrush Millet/Spiked Millet)	RF	328	4	766.10				
72	Raichur	Lingasugur	DEVARBHOOPUR	GP	Pearl Millet (Bajra/Bulrush Millet/Spiked Millet)	RF	218	4	635.46				
73	Raichur	Lingasugur	EACHNAL	GP	Pearl Millet (Bajra/Bulrush Millet/Spiked Millet)	RF	161	4	161.45				
74	Raichur	Lingasugur	GEJJELGATTA	GP	Pearl Millet (Bajra/Bulrush Millet/Spiked Millet)	RF	4			Hobli Level	38	922.61	

Government of Karnataka
Directorate of Economics and Statistics
GP Level Average Yield data for Kharif season 2017-18

S.N	District	Taluk	Insurance Unit (hobli/ GP)	GP/HOBLI	Crop	IRR_RF	Area_Sown_Ha	No_CCE_Conducted	Average Yield(Kg/Ha)	Name_Of_Higher_Level	No_cce_Conducted_Higher	Higher average Yield(Kg/Ha)	Synthetic Yield
75	Raichur	Lingasugur	GOREBAL	GP	Pearl Millet (Bajra/Bulrush Millet/Spiked Millet)	RF	5	4	762.07				
76	Raichur	Lingasugur	GOUDOOR	GP	Pearl Millet (Bajra/Bulrush Millet/Spiked Millet)	RF	5	4	1249.95				
77	Raichur	Lingasugur	GUNTGOL	GP	Pearl Millet (Bajra/Bulrush Millet/Spiked Millet)	RF	10	4	709.97				
78	Raichur	Lingasugur	GURGUNTA	GP	Pearl Millet (Bajra/Bulrush Millet/Spiked Millet)	RF	150	4	697.55				
79	Raichur	Lingasugur	HALKAVATAGI	GP	Pearl Millet (Bajra/Bulrush Millet/Spiked Millet)	RF	290			Hobli Level	31	992.30	
80	Raichur	Lingasugur	HONNALLI	GP	Pearl Millet (Bajra/Bulrush Millet/Spiked Millet)	RF	167			Hobli Level	38	922.61	
81	Raichur	Lingasugur	HUNOOR	GP	Pearl Millet (Bajra/Bulrush Millet/Spiked Millet)	RF	40	4	1161.25				
82	Raichur	Lingasugur	HUTTI	GP	Pearl Millet (Bajra/Bulrush Millet/Spiked Millet)	RF	59			Hobli Level	38	922.61	
83	Raichur	Lingasugur	KACHAPUR	GP	Pearl Millet (Bajra/Bulrush Millet/Spiked Millet)	RF	5	4	1209.63				
84	Raichur	Lingasugur	KALAPUR	GP	Pearl Millet (Bajra/Bulrush Millet/Spiked Millet)	RF	4	4	1941.46				
85	Raichur	Lingasugur	KANNAL	GP	Pearl Millet (Bajra/Bulrush Millet/Spiked Millet)	RF	413	4	274.18				
86	Raichur	Lingasugur	KHAIRAWADGI	GP	Pearl Millet (Bajra/Bulrush Millet/Spiked Millet)	RF	281	4	528.53				
87	Raichur	Lingasugur	KOTA	GP	Pearl Millet (Bajra/Bulrush Millet/Spiked Millet)	RF	140	4	130.24				

Government of Karnataka
Directorate of Economics and Statistics
GP Level Average Yield data for Kharif season 2017-18

S.N	District	Taluk	Insurance Unit (hobli/ GP)	GP/HOBLI	Crop	IRR_RF	Area_Sown_Ha	No_CCE_Conducted	Average Yield(Kg/Ha)	Name_Of_Higher_Level	No_cce Conducted_Higher	Higher average Yield(Kg/Ha)	Synthetic Yield
88	Raichur	Lingasugur	MARALDINNI	GP	Pearl Millet (Bajra/Bulrush Millet/Spiked Millet)	RF	422	4	19.35				
89	Raichur	Lingasugur	Maski(ULB)	GP	Pearl Millet (Bajra/Bulrush Millet/Spiked Millet)	RF	5			Hobli Level	28	539.61	
90	Raichur	Lingasugur	MATTUR	GP	Pearl Millet (Bajra/Bulrush Millet/Spiked Millet)	RF	5	4	1249.95				
91	Raichur	Lingasugur	MAVINABHAVI	GP	Pearl Millet (Bajra/Bulrush Millet/Spiked Millet)	RF	18			Hobli Level	33	921.72	
92	Raichur	Lingasugur	MEDAKINAL	GP	Pearl Millet (Bajra/Bulrush Millet/Spiked Millet)	RF	340	4	850.78				
93	Raichur	Lingasugur	Mudgal(ULB)	GP	Pearl Millet (Bajra/Bulrush Millet/Spiked Millet)	RF	150			Hobli Level	31	992.30	
94	Raichur	Lingasugur	NAGALAPUR	GP	Pearl Millet (Bajra/Bulrush Millet/Spiked Millet)	RF	390	4	209.67				
95	Raichur	Lingasugur	NAGARAHAL	GP	Pearl Millet (Bajra/Bulrush Millet/Spiked Millet)	RF	200			Hobli Level	31	992.30	
96	Raichur	Lingasugur	NARAKALADINNI	GP	Pearl Millet (Bajra/Bulrush Millet/Spiked Millet)	RF	335	4	1229.79				
97	Raichur	Lingasugur	NEERALAKERA	GP	Pearl Millet (Bajra/Bulrush Millet/Spiked Millet)	RF	350	4	1130.52				
98	Raichur	Lingasugur	PAIDODDI	GP	Pearl Millet (Bajra/Bulrush Millet/Spiked Millet)	RF	319	4	905.21				
99	Raichur	Lingasugur	RODALBANDA U.K.P.	GP	Pearl Millet (Bajra/Bulrush Millet/Spiked Millet)	RF	198	4	1120.93				
100	Raichur	Lingasugur	ROUDALABANDA	GP	Pearl Millet (Bajra/Bulrush Millet/Spiked Millet)	RF	10	4	1696.71				

Government of Karnataka
Directorate of Economics and Statistics
GP Level Average Yield data for Kharif season 2017-18

S.N	District	Taluk	Insurance Unit (hobli/ GP)	GP/HOBLI	Crop	IRR_RF	Area_Sown_Ha	No_CCE_Conducted	Average Yield(Kg/Ha)	Name_Of_Higher_Level	No_cce_Conducted_Higher	Higher average Yield(Kg/Ha)	Synthetic Yield
101	Raichur	Lingasugur	SANTHEKELLUR	GP	Pearl Millet (Bajra/Bulrush Millet/Spiked Millet)	RF	380	4	254.03				
102	Raichur	Lingasugur	SARJAPUR	GP	Pearl Millet (Bajra/Bulrush Millet/Spiked Millet)	RF	354			Hobli Level	71	922.08	
103	Raichur	Lingasugur	TALEKHANA	GP	Pearl Millet (Bajra/Bulrush Millet/Spiked Millet)	RF	655	4	576.59				
104	Raichur	Lingasugur	UPPARNANDIHAL	GP	Pearl Millet (Bajra/Bulrush Millet/Spiked Millet)	RF	21			Hobli Level	31	992.30	
105	Raichur	Lingasugur	AMDIHAL	GP	SUNFLOWER	RF	90	4	910.26				
106	Raichur	Lingasugur	ANEHOSUR	GP	SUNFLOWER	RF	0			Hobli Level	25	711.85	
107	Raichur	Lingasugur	ANKUSHADODDI	GP	SUNFLOWER	RF	150	4	102.61				
108	Raichur	Lingasugur	ANWARI	GP	SUNFLOWER	RF	4	4	374.66				
109	Raichur	Lingasugur	BANNIGOL	GP	SUNFLOWER	RF	0			Hobli Level	20	802.97	
110	Raichur	Lingasugur	BAYYAPUR	GP	SUNFLOWER	RF	6	4	923.46				
111	Raichur	Lingasugur	CHITTAPURA	GP	SUNFLOWER	RF	5			Hobli Level	25	711.85	
112	Raichur	Lingasugur	DEVARBHOOPUR	GP	SUNFLOWER	RF	5			Hobli Level	17	645.60	
113	Raichur	Lingasugur	EACHNAL	GP	SUNFLOWER	RF	158	4	483.74				
114	Raichur	Lingasugur	GEJJELGATTA	GP	SUNFLOWER	RF	0			Hobli Level	17	645.60	
115	Raichur	Lingasugur	GOREBAL	GP	SUNFLOWER	RF	0			Hobli Level	42	698.60	
116	Raichur	Lingasugur	GOUDOOR	GP	SUNFLOWER	RF	6	4	1004.07				

97

Government of Karnataka
Directorate of Economics and Statistics
GP Level Average Yield data for Kharif season 2017-18

S.N	District	Taluk	Insurance Unit (hobli/ GP)	GP/HOBLI	Crop	IRR_RF	Area_Sown_Ha	No_CCE_Conducted	Average Yield(Kg/Ha)	Name_Of_Higher_Level	No_cce Conducted_Higher	Higher average Yield(Kg/Ha)	Synthetic Yield
117	Raichur	Lingasugur	GUNTGOL	GP	SUNFLOWER	RF	10	4	945.15				
118	Raichur	Lingasugur	GURGUNTA	GP	SUNFLOWER	RF	50			Hobli Level	17	645.60	
119	Raichur	Lingasugur	HALKAVATAGI	GP	SUNFLOWER	RF	4			Hobli Level	20	802.97	
120	Raichur	Lingasugur	HONNALLI	GP	SUNFLOWER	RF	120			Hobli Level	17	645.60	
121	Raichur	Lingasugur	HUNOOR	GP	SUNFLOWER	RF	54	4	872.15				
122	Raichur	Lingasugur	HUTTI	GP	SUNFLOWER	RF	2			Hobli Level	17	645.60	
123	Raichur	Lingasugur	KACHAPUR	GP	SUNFLOWER	RF	0			Hobli Level	45	742.22	
124	Raichur	Lingasugur	KALAPUR	GP	SUNFLOWER	RF	0			Hobli Level	42	700.81	
125	Raichur	Lingasugur	KANNAL	GP	SUNFLOWER	RF	135			Hobli Level	19	254.57	
126	Raichur	Lingasugur	KHAIRAWADGI	GP	SUNFLOWER	RF	5	4	908.80				
127	Raichur	Lingasugur	KOTA	GP	SUNFLOWER	RF	4			Hobli Level	17	645.60	
128	Raichur	Lingasugur	MARALDINNI	GP	SUNFLOWER	RF	10	4	7.99				
129	Raichur	Lingasugur	Maski(ULB)	GP	SUNFLOWER	RF	74			Hobli Level	19	254.57	
130	Raichur	Lingasugur	MATTUR	GP	SUNFLOWER	RF	5			Hobli Level	25	711.85	
131	Raichur	Lingasugur	MAVINABHAVI	GP	SUNFLOWER	RF	35	4	324.62				
132	Raichur	Lingasugur	MEDAKINAL	GP	SUNFLOWER	RF	59			Hobli Level	19	254.57	
133	Raichur	Lingasugur	Mudgal(ULB)	GP	SUNFLOWER	RF	14			Hobli Level	20	802.97	
134	Raichur	Lingasugur	NAGALAPUR	GP	SUNFLOWER	RF	14			Hobli Level	20	802.97	

81

Government of Karnataka
Directorate of Economics and Statistics
GP Level Average Yield data for Kharif season 2017-18

S.N	District	Taluk	Insurance Unit (hobli/ GP)	GP/HOBLI	Crop	IRR_RF	Area_Sown_Ha	No_CCE_Conducted	Average Yield(Kg/Ha)	Name_Of_Higher_Level	No_cce_Conducted_Higher	Higher average Yield(Kg/Ha)	Synthetic Yield
135	Raichur	Lingasugur	NAGARAHAL	GP	SUNFLOWER	RF	25			Hobli Level	20	802.97	
136	Raichur	Lingasugur	NARAKALADINNI	GP	SUNFLOWER	RF	4	4	1011.40				
137	Raichur	Lingasugur	NEERALAKERA	GP	SUNFLOWER	RF	75	4	806.19				
138	Raichur	Lingasugur	PAIDODDI	GP	SUNFLOWER	RF	40			Hobli Level	17	645.60	
139	Raichur	Lingasugur	RODALBANDA U.K.P.	GP	SUNFLOWER	RF	6			Hobli Level	25	711.85	
140	Raichur	Lingasugur	ROUDALABANDA	GP	SUNFLOWER	RF	4			Hobli Level	42	656.64	
141	Raichur	Lingasugur	SANTHEKELLUR	GP	SUNFLOWER	RF	6			Hobli Level	25	711.85	
142	Raichur	Lingasugur	SARJAPUR	GP	SUNFLOWER	RF	60	4	987.22				
143	Raichur	Lingasugur	TALEKHANA	GP	SUNFLOWER	RF	2	4	215.47				
144	Raichur	Lingasugur	UPPARNANDIHAL	GP	SUNFLOWER	RF	4			Hobli Level	20	802.97	
145	Raichur	Manvi	AROLI	GP	PADDY	IRR	0			Hobli Level	13	3234.56	
146	Raichur	Manvi	ATNOOR	GP	PADDY	IRR	402			Hobli Level	13	5329.81	
147	Raichur	Manvi	BAGALAWAD	GP	PADDY	IRR	1207	4	6523.36				
148	Raichur	Manvi	BALLATAGI	GP	PADDY	IRR	694	4	3121.53				
149	Raichur	Manvi	BAYAGWAT	GP	PADDY	IRR	514	4	4960.29				
150	Raichur	Manvi	BHOGAVATI	GP	PADDY	IRR	1130	4	4238.48				
151	Raichur	Manvi	CHAGABHAVI	GP	PADDY	IRR	1131	4	5627.83				
152	Raichur	Manvi	CHIKKAKOTNIKAL	GP	PADDY	IRR	390	4	4190.06				

Government of Karnataka
Directorate of Economics and Statistics
GP Level Average Yield data for Kharif season 2017-18

S.N	District	Taluk	Insurance Unit (hobli/ GP)	GP/HOBLI	Crop	IRR_RF	Area_Sown_Ha	No_CCE_Conducted	Average Yield(Kg/Ha)	Name_Of_Higher_Level	No_cce_Conducted_Higher	Higher average Yield(Kg/Ha)	Synthetic Yield
153	Raichur	Manvi	GANA DINNY	GP	PADDY	IRR	117			Hobli Level	27	4118.76	
154	Raichur	Manvi	GORKAL	GP	PADDY	IRR	96	4	2783.24				
155	Raichur	Manvi	HALAPURA	GP	PADDY	IRR	958					5393.50	Y
156	Raichur	Manvi	HARVI	GP	PADDY	IRR	491	4	3608.25				
157	Raichur	Manvi	HIRE HANAGI	GP	PADDY	IRR	24	4	4852.83				
158	Raichur	Manvi	HIRE KOTNIKAL	GP	PADDY	IRR	929					4568.00	Y
159	Raichur	Manvi	HIREDINNI	GP	PADDY	IRR	1245	4	4678.68				
160	Raichur	Manvi	JANEKAL	GP	PADDY	IRR	908			Hobli Level	23	4084.20	
161	Raichur	Manvi	K. GUDADINNY	GP	PADDY	IRR	1075			Hobli Level	13	5329.81	
162	Raichur	Manvi	KALLUR	GP	PADDY	IRR	167	4	3598.52				
163	Raichur	Manvi	KAPPAGAL	GP	PADDY	IRR	5			Hobli Level	27	3443.56	
164	Raichur	Manvi	Kavithala(ULB)	GP	PADDY	IRR	43					4527.00	Y
165	Raichur	Manvi	KURDI	GP	PADDY	IRR	80	4	2987.91				
166	Raichur	Manvi	MADAGIRI	GP	PADDY	IRR	405			Hobli Level	27	4724.28	
167	Raichur	Manvi	MADLAPUR	GP	PADDY	IRR	1032			Hobli Level	10	4217.10	
168	Raichur	Manvi	MALLADAGUDDA	GP	PADDY	IRR	597	4	3015.98				
169	Raichur	Manvi	MALLAT	GP	PADDY	IRR	140	4	2439.49				
170	Raichur	Manvi	Manvi (ULB)	GP	PADDY	IRR	163	4	4956.01				

Government of Karnataka
Directorate of Economics and Statistics
GP Level Average Yield data for Kharif season 2017-18

S.N	District	Taluk	Insurance Unit (hobli/ GP)	GP/HOBLI	Crop	IRR_RF	Area_Sown_Ha	No_CCE_Conducted	Average Yield(Kg/Ha)	Name_Of_Higher_Level	No_cce Conducted_Higher	Higher average Yield(Kg/Ha)	Synthetic Yield
171	Raichur	Manvi	NAKKUNDI	GP	PADDY	IRR	609	4	2315.37				
172	Raichur	Manvi	NAVALKAL	GP	PADDY	IRR	54			Hobli Level	14	4059.78	
173	Raichur	Manvi	NEER MANVI	GP	PADDY	IRR	150			Hobli Level	14	3513.23	
174	Raichur	Manvi	PAMANA KALLUR	GP	PADDY	IRR	0					2728.00	Y
175	Raichur	Manvi	POTNAL	GP	PADDY	IRR	488					5043.00	Y
176	Raichur	Manvi	SADAPUR	GP	PADDY	IRR	211			Hobli Level	23	3398.32	
177	Raichur	Manvi	SANGAPURA	GP	PADDY	IRR	1346	4	2290.55				
178	Raichur	Manvi	Siravara(ULB)	GP	PADDY	IRR	1348	4	6558.37				
179	Raichur	Manvi	SUNKESHWAR	GP	PADDY	IRR	108	4	1744.30				
180	Raichur	Manvi	TORAN DINNY	GP	PADDY	IRR	884			Hobli Level	9	3748.48	
181	Raichur	Manvi	UTAKANOOR	GP	PADDY	IRR	734			Hobli Level	18	4057.16	
182	Raichur	Raichur	ATKOOR	GP	PADDY	IRR	275	4	5358.31				
183	Raichur	Raichur	BAYIDODDI	GP	PADDY	IRR	20	4	4993.56				
184	Raichur	Raichur	BICHALI	GP	PADDY	IRR	10	4	2075.94				
185	Raichur	Raichur	BIJANGERA	GP	PADDY	IRR	86			Hobli Level	14	6081.29	
186	Raichur	Raichur	CHANDRABANDA	GP	PADDY	IRR	36	4	7048.83				
187	Raichur	Raichur	CHIKKASUGUR	GP	PADDY	IRR	15			Hobli Level	35	5531.68	
188	Raichur	Raichur	DEVASUGUR	GP	PADDY	IRR	160	4	4469.39				

Government of Karnataka
Directorate of Economics and Statistics
GP Level Average Yield data for Kharif season 2017-18

S.N	District	Taluk	Insurance Unit (hobli/ GP)	GP/HOBLI	Crop	IRR_RF	Area_Sown_Ha	No_CCE_Conducted	Average Yield(Kg/Ha)	Name_Of_Higher_Level	No_cce Conducted_Higher	Higher average Yield(Kg/Ha)	Synthetic Yield
189	Raichur	Raichur	GANADHAL	GP	PADDY	IRR	187	4	765.02				
190	Raichur	Raichur	GILLESUGUR	GP	PADDY	IRR	54	4	641.97				
191	Raichur	Raichur	GUNJAHALLI	GP	PADDY	IRR	3			Hobli Level	36	2089.05	
192	Raichur	Raichur	HEERAPURA	GP	PADDY	IRR	8			Hobli Level	20	1729.08	
193	Raichur	Raichur	IDAPANUR	GP	PADDY	IRR	100	4	967.24				
194	Raichur	Raichur	JAGERKAL	GP	PADDY	IRR	79	4	10502.63				
195	Raichur	Raichur	JAGIR VENKATAPUR	GP	PADDY	IRR	89	4	2464.74				
196	Raichur	Raichur	JAMBALDINNI	GP	PADDY	IRR	152	4	3081.46				
197	Raichur	Raichur	KADLUR	GP	PADDY	IRR	148	4	5479.94				
198	Raichur	Raichur	KALMALA	GP	PADDY	IRR	516			Hobli Level	21	5256.88	
199	Raichur	Raichur	KAMALAPUR	GP	PADDY	IRR	21	4	2615.50				
200	Raichur	Raichur	L.K. DODDI	GP	PADDY	IRR	39			Hobli Level	16	2449.02	
201	Raichur	Raichur	MAMDAPUR	GP	PADDY	IRR	172	4	7997.70				
202	Raichur	Raichur	MANSLAPUR	GP	PADDY	IRR	29	4	3175.41				
203	Raichur	Raichur	MARCHATAL	GP	PADDY	IRR	24	4	3000.65				
204	Raichur	Raichur	MATMARI	GP	PADDY	IRR	0			Hobli Level	20	1729.08	
205	Raichur	Raichur	MITTIMALKAPUR	GP	PADDY	IRR	23	4	4469.85				
206	Raichur	Raichur	NADIGADDI MALKAPURA	GP	PADDY	IRR	5			Hobli Level	20	1729.08	

(9)

Government of Karnataka
Directorate of Economics and Statistics
GP Level Average Yield data for Kharif season 2017-18

S.N	District	Taluk	Insurance Unit (hobli/ GP)	GP/HOBLI	Crop	IRR_RF	Area_Sown_Ha	No_CCE_Conducted	Average Yield(Kg/Ha)	Name_Of_Higher_Level	No_cce_Conducted_Higher	Higher average Yield(Kg/Ha)	Synthetic Yield
207	Raichur	Raichur	POORTHIPLI	GP	PADDY	IRR	5			Hobli Level	36	2209.04	
208	Raichur	Raichur	Raichur (ULB)	GP	PADDY	IRR	190	4	6675.92				
209	Raichur	Raichur	SAGAMKUNTA	GP	PADDY	IRR	74	4	4198.28				
210	Raichur	Raichur	SHAKAWADI	GP	PADDY	IRR	15	4	3200.39				
211	Raichur	Raichur	SINGANODI	GP	PADDY	IRR	9	4	2136.85				
212	Raichur	Raichur	TALAMARI	GP	PADDY	IRR	28			Hobli Level	20	1729.08	
213	Raichur	Raichur	YADLAPUR	GP	PADDY	IRR	677			Hobli Level	32	4685.61	
214	Raichur	Raichur	YAPALDINNI	GP	PADDY	IRR	150			Hobli Level	16	4436.10	
215	Raichur	Raichur	YERGERA	GP	PADDY	IRR	0			Hobli Level	16	2449.02	
216	Raichur	Raichur	ATKOOR	GP	Pigeon pea (red gram/arhar/tur)	RF	60	4	208.71				
217	Raichur	Raichur	BAYIDODDI	GP	Pigeon pea (red gram/arhar/tur)	RF	723	4	564.70				
218	Raichur	Raichur	BICHALI	GP	Pigeon pea (red gram/arhar/tur)	RF	290	4	399.04				
219	Raichur	Raichur	BIJANGERA	GP	Pigeon pea (red gram/arhar/tur)	RF	7	4	732.78				
220	Raichur	Raichur	CHANDRABANDA	GP	Pigeon pea (red gram/arhar/tur)	RF	900	4	923.83				
221	Raichur	Raichur	CHIKKASUGUR	GP	Pigeon pea (red gram/arhar/tur)	RF	12	4	1213.31				

Government of Karnataka
Directorate of Economics and Statistics
GP Level Average Yield data for Kharif season 2017-18

S.N	District	Taluk	Insurance Unit (hobli/ GP)	GP/HOBLI	Crop	IRR_RF	Area_Sown_Ha	No_CCE_Conducted	Average Yield(Kg/Ha)	Name_Of_Higher_Level	No_cce Conducted_Higher	Higher average Yield(Kg/Ha)	Synthetic yield
222	Raichur	Raichur	DEVASUGUR	GP	Pigeon pea (red gram/arhar/tur)	RF	478	4	1181.39				
223	Raichur	Raichur	GANADHAL	GP	Pigeon pea (red gram/arhar/tur)	RF	312	4	221.79				
224	Raichur	Raichur	GILLESUGUR	GP	Pigeon pea (red gram/arhar/tur)	RF	305	4	483.68				
225	Raichur	Raichur	GUNJAHALLI	GP	Pigeon pea (red gram/arhar/tur)	RF	15			Hobli Level	47	521.33	
226	Raichur	Raichur	HEERAPURA	GP	Pigeon pea (red gram/arhar/tur)	RF	154			Hobli Level	28	474.31	
227	Raichur	Raichur	IDAPANUR	GP	Pigeon pea (red gram/arhar/tur)	RF	377	4	312.10				
228	Raichur	Raichur	JAGERKAL	GP	Pigeon pea (red gram/arhar/tur)	RF	120	4	230.96				
229	Raichur	Raichur	JAGIR VENKATAPUR	GP	Pigeon pea (red gram/arhar/tur)	RF	96	4	725.52				
230	Raichur	Raichur	JAMBALDINNI	GP	Pigeon pea (red gram/arhar/tur)	RF	190	4	219.35				
231	Raichur	Raichur	KADLUR	GP	Pigeon pea (red gram/arhar/tur)	RF	377	4	817.90				
232	Raichur	Raichur	KALMALA	GP	Pigeon pea (red gram/arhar/tur)	RF	72	4	543.42				
233	Raichur	Raichur	KAMALAPUR	GP	Pigeon pea (red gram/arhar/tur)	RF	319	4	557.68				
234	Raichur	Raichur	L.K. DODDI	GP	Pigeon pea (red gram/arhar/tur)	RF	280			Hobli Level	19	568.35	

Government of Karnataka
Directorate of Economics and Statistics
GP Level Average Yield data for Kharif season 2017-18

S.N	District	Taluk	Insurance Unit (hobli/ GP)	GP/HOBLI	Crop	IRR_RF	Area_Sown_Ha	No_CCE_Conducted	Average Yield(Kg/Ha)	Name_Of_Higher_Level	No_cce_Conducted_Higher	Higher average Yield(Kg/Ha)	Synthetic field
235	Raichur	Raichur	MAMDAPUR	GP	Pigeon pea (red gram/arhar/tur)	RF	298	4	870.75				
236	Raichur	Raichur	MANSLAPUR	GP	Pigeon pea (red gram/arhar/tur)	RF	23	4	564.89				
237	Raichur	Raichur	MARCHATAL	GP	Pigeon pea (red gram/arhar/tur)	RF	230	4	800.90				
238	Raichur	Raichur	MATMARI	GP	Pigeon pea (red gram/arhar/tur)	RF	300	4	812.10				
239	Raichur	Raichur	MITTIMALKAPUR	GP	Pigeon pea (red gram/arhar/tur)	RF	216			Hobli Level	14	622.08	
240	Raichur	Raichur	NADIGADDI MALKAPURA	GP	Pigeon pea (red gram/arhar/tur)	RF	340	4	764.82				
241	Raichur	Raichur	POORTHIPLI	GP	Pigeon pea (red gram/arhar/tur)	RF	351	4	547.77				
242	Raichur	Raichur	Raichur (ULB)	GP	Pigeon pea (red gram/arhar/tur)	RF	36	4	685.62				
243	Raichur	Raichur	SAGAMKUNTA	GP	Pigeon pea (red gram/arhar/tur)	RF	400	4	997.59				
244	Raichur	Raichur	SHAKAWADI	GP	Pigeon pea (red gram/arhar/tur)	RF	653	4	527.21				
245	Raichur	Raichur	SINGANODI	GP	Pigeon pea (red gram/arhar/tur)	RF	436	4	365.30				
246	Raichur	Raichur	TALAMARI	GP	Pigeon pea (red gram/arhar/tur)	RF	9			Hobli Level	28	474.31	
247	Raichur	Raichur	UDAMAGAL	GP	Pigeon pea (red gram/arhar/tur)	RF	197			Hobli Level	43	611.86	

Government of Karnataka
Directorate of Economics and Statistics
GP Level Average Yield data for Kharif season 2017-18

S.N	District	Taluk	Insurance Unit (hobli/ GP)	GP/HOBLI	Crop	IRR_RF	Area_Sown_Ha	No_CCE_Conducted	Average Yield(Kg/Ha)	Name_Of_Higher_Level	No_cce_Conducted_Higher	Higher average Yield(Kg/Ha)	Synthetic Yield
248	Raichur	Raichur	YADLAPUR	GP	Pigeon pea (red gram/arhar/tur)	RF	3			Hobli Level	37	744.99	
249	Raichur	Raichur	YAPALDINNI	GP	Pigeon pea (red gram/arhar/tur)	RF	318	4	206.53				
250	Raichur	Raichur	YERGERA	GP	Pigeon pea (red gram/arhar/tur)	RF	400	4	864.58				
251	Raichur	Sindhanur	ALABNUR	GP	PADDY	IRR	400					1314.00	Y
252	Raichur	Sindhanur	BADARLI	GP	PADDY	IRR	1430	4	4477.61				
253	Raichur	Sindhanur	Balaganura(ULB)	GP	PADDY	IRR	2167	4	4543.34				
254	Raichur	Sindhanur	BAPPUR	GP	PADDY	IRR	865			Hobli Level	27	4859.47	
255	Raichur	Sindhanur	BASSAPUR	GP	PADDY	IRR	485	4	6305.35				
256	Raichur	Sindhanur	BHOOTALDINNI	GP	PADDY	IRR	634			Hobli Level	22	4252.81	
257	Raichur	Sindhanur	CHENNALLI	GP	PADDY	IRR	2850	4	6664.74				
258	Raichur	Sindhanur	DEVARAGUDI	GP	PADDY	IRR	476			Hobli Level	11	4348.40	
259	Raichur	Sindhanur	DHADESUGUR	GP	PADDY	IRR	1310			Hobli Level	13	6080.99	
260	Raichur	Sindhanur	GANDHINAGAR	GP	PADDY	IRR	565	4	7147.27				
261	Raichur	Sindhanur	GONWAR	GP	PADDY	IRR	435	4	2616.73				
262	Raichur	Sindhanur	GOREBAL	GP	PADDY	IRR	1480					6777.00	Y
263	Raichur	Sindhanur	GOUDAN BHAVI	GP	PADDY	IRR	2108	4	6169.08				
264	Raichur	Sindhanur	GUDADUR	GP	PADDY	IRR	1220					7893.00	Y

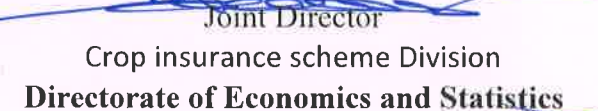
8

Government of Karnataka
Directorate of Economics and Statistics
GP Level Average Yield data for Kharif season 2017-18

S.N	District	Taluk	Insurance Unit (hobli/ GP)	GP/HOBLI	Crop	IRR_RF	Area_Sown_Ha	No_CCE_Conducted	Average Yield(Kg/Ha)	Name_Of_Higher_Level	No_cce_Conducted_Higher	Higher average Yield(Kg/Ha)	Synthetic Yield
265	Raichur	Sindhanur	GUNDA	GP	PADDY	IRR	414			Hobli Level	18	3962.27	
266	Raichur	Sindhanur	GUNJALLI	GP	PADDY	IRR	1356	4	4796.64				
267	Raichur	Sindhanur	HEDAGINALA	GP	PADDY	IRR	298	4	4153.12				
268	Raichur	Sindhanur	HOSALLI E.J.	GP	PADDY	IRR	1710			Hobli Level	28	5442.19	
269	Raichur	Sindhanur	JALIHAI	GP	PADDY	IRR	1745	4	6492.97				
270	Raichur	Sindhanur	JAWALAGERA	GP	PADDY	IRR	1448	4	5845.46				
271	Raichur	Sindhanur	KALMANGI	GP	PADDY	IRR	161					6129.00	Y
272	Raichur	Sindhanur	KOLABAL	GP	PADDY	IRR	1192	4	4917.16				
273	Raichur	Sindhanur	MADASIRWAR	GP	PADDY	IRR	368			Hobli Level	13	4985.55	
274	Raichur	Sindhanur	MUKKUNDA	GP	PADDY	IRR	1300					2850.00	Y
275	Raichur	Sindhanur	PAGADADINNI	GP	PADDY	IRR	465	4	4588.12				
276	Raichur	Sindhanur	R.H. CAMP	GP	PADDY	IRR	9	4	4461.18				
277	Raichur	Sindhanur	RAGALPARVI	GP	PADDY	IRR	895	4	4587.95				
278	Raichur	Sindhanur	RAMATNAL	GP	PADDY	IRR	644			Hobli Level	24	4572.16	
279	Raichur	Sindhanur	ROUDAKUNDA	GP	PADDY	IRR	2143	4	4921.27				
280	Raichur	Sindhanur	SALAGUNDA	GP	PADDY	IRR	1430					5845.00	Y
281	Raichur	Sindhanur	Sindanoor (ULB)	GP	PADDY	IRR	490	4	4382.52				
282	Raichur	Sindhanur	SOMLAPUR	GP	PADDY	IRR	1335	4	6703.27				

Government of Karnataka
Directorate of Economics and Statistics
GP Level Average Yield data for Kharif season 2017-18

S.N	District	Taluk	Insurance Unit (hobli/ GP)	GP/HOBLI	Crop	IRR_RF	Area_Sown_Ha	No_CCE_Conducted	Average Yield(Kg/Ha)	Name_Of_Higher_Level	No_cce Conducted_Higher	Higher average Yield(Kg/Ha)	Synthetic yield
283	Raichur	Sindhanur	TIDIGOL	GP	PADDY	IRR	2285	4	5050.59				
284	Raichur	Sindhanur	Turvihal(ULB)	GP	PADDY	IRR	1623	4	6337.38				
285	Raichur	Sindhanur	UDABAL	GP	PADDY	IRR	1688	4	5685.33				
286	Raichur	Sindhanur	UMALUTI	GP	PADDY	IRR	0					6551.00	Y
287	Raichur	Sindhanur	VALA BALLARY	GP	PADDY	IRR	295					6343.00	Y
288	Raichur	Sindhanur	VIRUPAPUR	GP	PADDY	IRR	400	4	5949.78				
289	Raichur	Sindhanur	YELEKUDLAGI	GP	PADDY	IRR	353			Hobli Level	11	4348.40	


Joint Director
Crop insurance scheme Division
Directorate of Economics and Statistics

Government of Karnataka
Directorate of Economics and Statistics
GP Level Average Yield data for Kharif season 2017-18

S.N	District	Taluk	Insurance Unit (hobli/ GP)	GP/HOBLI	Crop	IRR_RF	Area_Sown_Ha	No_CCE_Conducted	Average Yield(Kg/Ha)	Name_Of_Higher_Level	No_cce Conducted_Higher	Higher average Yield(Kg/Ha)	Synthetic Yield
1	Ramanagara	Channapatna	AKKUR	GP	RAGI	RF	185	4	2783.20				
2	Ramanagara	Channapatna	B V HALLY	GP	RAGI	RF	303	4	2370.04				
3	Ramanagara	Channapatna	BANAGA HALLY	GP	RAGI	RF	361	4	2882.15				
4	Ramanagara	Channapatna	BEVOORU	GP	RAGI	RF	529	4	2826.35				
5	Ramanagara	Channapatna	BHU HALLY	GP	RAGI	RF	362	4	2736.19				
6	Ramanagara	Channapatna	CHAKKERE	GP	RAGI	RF	270	4	2758.45				
7	Ramanagara	Channapatna	DASHAVARA	GP	RAGI	RF	128	4	2894.52				
8	Ramanagara	Channapatna	H.BYADARAHALLY	GP	RAGI	RF	219	4	2862.36				
9	Ramanagara	Channapatna	HAROKOPPA	GP	RAGI	RF	473	4	3038.14				
10	Ramanagara	Channapatna	HONGANUR	GP	RAGI	RF	144	4	2946.48				
11	Ramanagara	Channapatna	IGGALURU	GP	RAGI	RF	180	4	2570.44				
12	Ramanagara	Channapatna	J.BYADARAHALLY	GP	RAGI	RF	677	4	2023.69				
13	Ramanagara	Channapatna	KODAMBALLY	GP	RAGI	RF	380	4	2473.95				
14	Ramanagara	Channapatna	KUDLURU	GP	RAGI	RF	129	4	3075.12				
15	Ramanagara	Channapatna	M B HALLY	GP	RAGI	RF	554	4	2219.13				
16	Ramanagara	Channapatna	MAILANAYAKANAHALLY	GP	RAGI	RF	69	4	2744.60				
17	Ramanagara	Channapatna	MAKALI	GP	RAGI	RF	407	4	2429.42				
18	Ramanagara	Channapatna	MALUR	GP	RAGI	RF	110	4	2008.85				

Government of Karnataka
Directorate of Economics and Statistics
GP Level Average Yield data for Kharif season 2017-18

S.N	District	Taluk	Insurance Unit (hobli/ GP)	GP/HOBLI	Crop	IRR_RF	Area_Sown_Ha	No_CCE_Conducted	Average Yield(Kg/Ha)	Name_Of_Higher_Level	No_cce Conducted_Higher	Higher average Yield(Kg/Ha)	Synthetic Yield
19	Ramanagara	Channapatna	MALURPATNA	GP	RAGI	RF	367	4	2381.47				
20	Ramanagara	Channapatna	MATTIKERE	GP	RAGI	RF	279	4	2587.75				
21	Ramanagara	Channapatna	MUDGERE	GP	RAGI	RF	344	4	2800.51				
22	Ramanagara	Channapatna	NAGAVARA	GP	RAGI	RF	374	4	2617.44				
23	Ramanagara	Channapatna	NEELASANDRA	GP	RAGI	RF	340	4	3077.59				
24	Ramanagara	Channapatna	RAMPURA	GP	RAGI	RF	480	4	3358.06				
25	Ramanagara	Channapatna	SINGRAJI PURA	GP	RAGI	RF	202	4	2266.94				
26	Ramanagara	Channapatna	SOGALA	GP	RAGI	RF	138	4	3141.92				
27	Ramanagara	Channapatna	SULLERI	GP	RAGI	RF	446	4	3038.01				
28	Ramanagara	Channapatna	THAGACHAGERE	GP	RAGI	RF	299	4	3179.62				
29	Ramanagara	Channapatna	TITTAMARANAHALLY	GP	RAGI	RF	132	4	1793.62				
30	Ramanagara	Channapatna	VANDARAGUPPE	GP	RAGI	RF	174	4	1845.57				
31	Ramanagara	Channapatna	VIRUPAKSHIPURA	GP	RAGI	RF	370	4	1934.63				
32	Ramanagara	Channapatna	YELETHOTADAHALLY	GP	RAGI	RF	428	4	2969.29				
33	Ramanagara	Kanakpura	ACHALU	GP	RAGI	RF	746	4	3289.12				
34	Ramanagara	Kanakpura	ARAKERE	GP	RAGI	RF	831	4	3049.14				
35	Ramanagara	Kanakpura	AREKATTE DODDI	GP	RAGI	RF	1043	4	2053.38				
36	Ramanagara	Kanakpura	BANAVASI	GP	RAGI	RF	1761	4	2285.93				

Government of Karnataka
Directorate of Economics and Statistics
GP Level Average Yield data for Kharif season 2017-18

S.N	District	Taluk	Insurance Unit (hobli/ GP)	GP/HOBLI	Crop	IRR_RF	Area_Sown_Ha	No_CCE_Conducted	Average Yield(Kg/Ha)	Name_Of_Higher_Level	No_cce Conducted_Higher	Higher average Yield(Kg/Ha)	SyntheticYield
37	Ramanagara	Kanakpura	BANNIMUKKODLU	GP	RAGI	RF	1033	4	3482.09				
38	Ramanagara	Kanakpura	BUDIGUPPE	GP	RAGI	RF	187	4	2953.90				
39	Ramanagara	Kanakpura	CHAKANAHALLI	GP	RAGI	RF	948	4	2859.89				
40	Ramanagara	Kanakpura	CHEELURU	GP	RAGI	RF	490	4	2499.38				
41	Ramanagara	Kanakpura	CHIKKAMUDHUVAD	GP	RAGI	RF	431	4	1814.65				
42	Ramanagara	Kanakpura	CHODAHALLI	GP	RAGI	RF	444	4	2459.11				
43	Ramanagara	Kanakpura	DODDA ALAHALLI	GP	RAGI	RF	545	4	2807.93				
44	Ramanagara	Kanakpura	DODDAMARALAWADI	GP	RAGI	RF	940	4	2486.32				
45	Ramanagara	Kanakpura	DODDAMUDAWADI	GP	RAGI	RF	322	4	2585.28				
46	Ramanagara	Kanakpura	DYAVASANDRA	GP	RAGI	RF	1061	4	2523.43				
47	Ramanagara	Kanakpura	HALLIMARANAHALLI	GP	RAGI	RF	351	4	2665.68				
48	Ramanagara	Kanakpura	HAROHALLI	GP	RAGI	RF	359	4	1879.88				
49	Ramanagara	Kanakpura	HERINDYAPANAHALLI	GP	RAGI	RF	1117	4	2127.60				
50	Ramanagara	Kanakpura	HONNIGANAHALLI	GP	RAGI	RF	747	4	2504.19				
51	Ramanagara	Kanakpura	HOSADURGA	GP	RAGI	RF	814	4	3110.99				
52	Ramanagara	Kanakpura	HUKUNDHA	GP	RAGI	RF	500	4	2783.19				
53	Ramanagara	Kanakpura	HUNASANAHALLI	GP	RAGI	RF	601	4	1630.06				
54	Ramanagara	Kanakpura	I.GOLLAHALLI	GP	RAGI	RF	684	4	1925.48				

Government of Karnataka
Directorate of Economics and Statistics
GP Level Average Yield data for Kharif season 2017-18

S.N	District	Taluk	Insurance Unit (hobli/ GP)	GP/HOBLI	Crop	IRR_RF	Area_Sown_Ha	No_CCE_Conducted	Average Yield(Kg/Ha)	Name_Of_Higher_Level	No_cce Conducted_Higher	Higher average Yield(Kg/Ha)	Synthetic Yield
55	Ramanagara	Kanakpura	KABBAL	GP	RAGI	RF	654	4	2523.43				
56	Ramanagara	Kanakpura	KADAHALLI	GP	RAGI	RF	726	4	2755.98				
57	Ramanagara	Kanakpura	KAGGALAHALLI	GP	RAGI	RF	1022	4	3593.41				
58	Ramanagara	Kanakpura	KALLAHALLI	GP	RAGI	RF	337	4	2229.99				
59	Ramanagara	Kanakpura	KODIHALLI	GP	RAGI	RF	656	4	3067.70				
60	Ramanagara	Kanakpura	KOLAGONDANAHALLI	GP	RAGI	RF	822	4	1641.06				
61	Ramanagara	Kanakpura	KOLLIGANAHALLI	GP	RAGI	RF	169			Hobli Level	22	2714.78	
62	Ramanagara	Kanakpura	KOTTAGALU	GP	RAGI	RF	668	4	2848.14				
63	Ramanagara	Kanakpura	MARALUBEKUPPE	GP	RAGI	RF	328	4	1889.92				
64	Ramanagara	Kanakpura	MULLAHALLI	GP	RAGI	RF	570	4	3517.96				
65	Ramanagara	Kanakpura	NALLAHALLI	GP	RAGI	RF	196	4	2948.95				
66	Ramanagara	Kanakpura	NARAYANAPURA	GP	RAGI	RF	724	4	2325.51				
67	Ramanagara	Kanakpura	SATHANURU	GP	RAGI	RF	558	4	2792.47				
68	Ramanagara	Kanakpura	SHIVANAHALLI	GP	RAGI	RF	766	4	2411.83				
69	Ramanagara	Kanakpura	SOMANDAYAPANAHALLI	GP	RAGI	RF	618	4	2234.97				
70	Ramanagara	Kanakpura	T.BEKUPPE	GP	RAGI	RF	569	4	2087.92				
71	Ramanagara	Kanakpura	T.HOSAHALLI	GP	RAGI	RF	1106	4	2606.31				
72	Ramanagara	Kanakpura	THOKASANDRA	GP	RAGI	RF	624	4	2113.15				

Government of Karnataka
Directorate of Economics and Statistics
GP Level Average Yield data for Kharif season 2017-18

S.N	District	Taluk	Insurance Unit (hobli/ GP)	GP/HOBLI	Crop	IRR_RF	Area_Sown_Ha	No_CCE_Conducted	Average Yield(Kg/Ha)	Name_Of_Higher_Level	No_cce Conducted_Higher	Higher average Yield(Kg/Ha)	Synthetic Yield
73	Ramanagara	Kanakpura	THUNGANI	GP	RAGI	RF	550	4	2684.24				
74	Ramanagara	Kanakpura	UYYAMBALLI	GP	RAGI	RF	935	4	2652.08				
75	Ramanagara	Kanakpura	YALACHAVADI	GP	RAGI	RF	766	4	2425.71				
76	Ramanagara	Magadi	ADARANGI	GP	RAGI	RF	273			Hobli Level	29	2535.27	
77	Ramanagara	Magadi	AGALAKOTE	GP	RAGI	RF	1142	4	2544.73				
78	Ramanagara	Magadi	AJJANAHALLI	GP	RAGI	RF	1000	4	2955.55				
79	Ramanagara	Magadi	BACHENAHATTI	GP	RAGI	RF	1002	4	2462.08				
80	Ramanagara	Magadi	BANAVADI	GP	RAGI	RF	1435	4	2680.28				
81	Ramanagara	Magadi	BELAGUMBA	GP	RAGI	RF	1116	4	1801.04				
82	Ramanagara	Magadi	BISKOOR	GP	RAGI	RF	363	4	3081.55				
83	Ramanagara	Magadi	BITTASANDRA	GP	RAGI	RF	600	4	2741.14				
84	Ramanagara	Magadi	CHIKKAHALLI	GP	RAGI	RF	559	4	2127.60				
85	Ramanagara	Magadi	CHIKKAMUDIGERE	GP	RAGI	RF	523	4	2849.99				
86	Ramanagara	Magadi	GUDEMARANAHALLI	GP	RAGI	RF	364	4	2913.53				
87	Ramanagara	Magadi	HANCHIKUPPE	GP	RAGI	RF	983	4	2948.95				
88	Ramanagara	Magadi	HHULIKALLU	GP	RAGI	RF	193	4	2743.61				
89	Ramanagara	Magadi	HULLENAHALLI	GP	RAGI	RF	481	4	2177.08				
90	Ramanagara	Magadi	KALARI KAVAL	GP	RAGI	RF	1233	4	3310.97				

Government of Karnataka
Directorate of Economics and Statistics
GP Level Average Yield data for Kharif season 2017-18


S.N	District	Taluk	Insurance Unit (hobli/ GP)	GP/HOBLI	Crop	IRR_RF	Area_Sown_Ha	No_CCE_Conducted	Average Yield(Kg/Ha)	Name_Of_Higher_Level	No_cce_Conducted_Higher	Higher average Yield(Kg/Ha)	Synthetic Yield
91	Ramanagara	Magadi	KANNURU	GP	RAGI	RF	313	4	1986.31				
92	Ramanagara	Magadi	KKALYA	GP	RAGI	RF	965	4	2759.69				
93	Ramanagara	Magadi	KUDUR	GP	RAGI	RF	121	4	2261.19				
94	Ramanagara	Magadi	LLAKKENAHALLI	GP	RAGI	RF	609	4	2847.52				
95	Ramanagara	Magadi	MADABAL	GP	RAGI	RF	1037	4	2018.75				
96	Ramanagara	Magadi	MADIGONDANAHALLI	GP	RAGI	RF	580	4	2524.80				
97	Ramanagara	Magadi	MATHIKERE	GP	RAGI	RF	765	4	2668.02				
98	Ramanagara	Magadi	MOTAGONDANAHALLI	GP	RAGI	RF	708	4	3221.08				
99	Ramanagara	Magadi	NARASANDRA	GP	RAGI	RF	371	4	2322.22				
100	Ramanagara	Magadi	NETHANAHALLI	GP	RAGI	RF	916	4	2738.66				
101	Ramanagara	Magadi	SANKIGATTA	GP	RAGI	RF	615	4	2232.05				
102	Ramanagara	Magadi	SATHANOOOR	GP	RAGI	RF	846	4	2836.39				
103	Ramanagara	Magadi	SEEKUPPE	GP	RAGI	RF	904	4	2757.47				
104	Ramanagara	Magadi	SOLUR	GP	RAGI	RF	595	4	2705.76				
105	Ramanagara	Magadi	SRIGIRIPURA	GP	RAGI	RF	236	4	3057.80				
106	Ramanagara	Magadi	THAGGIPUPPE	GP	RAGI	RF	1580	4	2634.26				
107	Ramanagara	Magadi	THIPPASANDRA	GP	RAGI	RF	480	4	3018.77				
108	Ramanagara	Ramanagara	AKKURU	GP	RAGI	RF	295	4	1015.42				

Government of Karnataka
Directorate of Economics and Statistics
GP Level Average Yield data for Kharif season 2017-18

S.N	District	Taluk	Insurance Unit (hobli/ GP)	GP/HOBLI	Crop	IRR_RF	Area_Sown_Ha	No_CCE_Conducted	Average Yield(Kg/Ha)	Name_Of_Higher_Level	No_cce Conducted_Higher	Higher average Yield(Kg/Ha)	Synthetic Yield
109	Ramanagara	Ramanagara	BANNIKUPPE (B)	GP	RAGI	RF	867	4	3352.89				
110	Ramanagara	Ramanagara	BANNIKUPPE (K)	GP	RAGI	RF	374	4	2768.08				
111	Ramanagara	Ramanagara	Bidadi(ULB)	GP	RAGI	RF	386	4	2155.96				
112	Ramanagara	Ramanagara	BILAGUMBA	GP	RAGI	RF	467	4	2455.70				
113	Ramanagara	Ramanagara	BYRAMANGALA	GP	RAGI	RF	345	4	2932.68				
114	Ramanagara	Ramanagara	DODDAGANGAVADI	GP	RAGI	RF	352	4	3179.03				
115	Ramanagara	Ramanagara	GOPAHALLI	GP	RAGI	RF	444	4	2557.66				
116	Ramanagara	Ramanagara	HARISANDRA	GP	RAGI	RF	623	4	419.59				
117	Ramanagara	Ramanagara	HULIKERE GUNNUR	GP	RAGI	RF	670	4	2075.65				
118	Ramanagara	Ramanagara	HUNASANA HALLI	GP	RAGI	RF	515	4	1156.90				
119	Ramanagara	Ramanagara	JALAMANGALA	GP	RAGI	RF	333	4	2617.44				
120	Ramanagara	Ramanagara	KAILANCHA	GP	RAGI	RF	200	4	2288.13				
121	Ramanagara	Ramanagara	KANCHUGARANA HALLI	GP	RAGI	RF	365	4	1771.90				
122	Ramanagara	Ramanagara	KUTAGAL	GP	RAGI	RF	376	4	1857.28				
123	Ramanagara	Ramanagara	LAKSHMIPURA	GP	RAGI	RF	760	4	2882.15				
124	Ramanagara	Ramanagara	MANCHANAYAKANA HALLY	GP	RAGI	RF	542	4	2226.56				
125	Ramanagara	Ramanagara	MAYAGANA HALLI	GP	RAGI	RF	1047	4	2733.85				
126	Ramanagara	Ramanagara	SHYNUBHOGANA HALLI	GP	RAGI	RF	500	4	2231.51				

Government of Karnataka
Directorate of Economics and Statistics
GP Level Average Yield data for Kharif season 2017-18

S.N	District	Taluk	Insurance Unit (hobli/ GP)	GP/HOBLI	Crop	IRR_RF	Area_Sown_Ha	No_CCE_Conducted	Average Yield(Kg/Ha)	Name_Of_Higher_Level	No_cce Conducted_Higher	Higher average Yield(Kg/Ha)	SyntheticYield
127	Ramanagara	Ramanagara	SUGGANAHALLI	GP	RAGI	RF	746	4	2560.66				
128	Ramanagara	Ramanagara	VIBHUTHIKERE	GP	RAGI	RF	516	4	2523.43				


 Joint Director
 Crop insurance scheme Division
 Directorate of Economics and Statistics

Q:

Government of Karnataka
Directorate of Economics and Statistics
GP Level Average Yield data for Kharif season 2017-18

S.N	District	Taluk	Insurance Unit (hobli/ GP)	GP/HOBLI	Crop	IRR_RF	Area_Sown_Ha	No_CCE_Conducted	Average Yield(Kg/Ha)	Name_Of_Higher_Level	No_cce_Conducted_Higher	Higher average Yield(Kg/Ha)	SyntheticYield
1	Shivamogga	Bhadravathi	AGARADAHALLI	GP	Maize (Makka)	RF	79	4	5074.45				
2	Shivamogga	Bhadravathi	ANAVERI	GP	Maize (Makka)	RF	143	4	4647.21				
3	Shivamogga	Bhadravathi	ARAHATHOLALU	GP	Maize (Makka)	RF	11	4	4242.52				
4	Shivamogga	Bhadravathi	ARAKERE	GP	Maize (Makka)	RF	71	4	6778.16				
5	Shivamogga	Bhadravathi	ARALIKOPPA	GP	Maize (Makka)	RF	141	4	6208.31				
6	Shivamogga	Bhadravathi	Bhadravathi (ULB)	GP	Maize (Makka)	RF	151	4	5770.62				
7	Shivamogga	Bhadravathi	DODDERI	GP	Maize (Makka)	RF	122	4	7244.72				
8	Shivamogga	Bhadravathi	GUDAMAGATTA	GP	Maize (Makka)	RF	166	4	4576.44				
9	Shivamogga	Bhadravathi	HIRIYURU	GP	Maize (Makka)	RF	81	4	6405.97				
10	Shivamogga	Bhadravathi	KALLAHALLI	GP	Maize (Makka)	RF	84	4	5965.62				
11	Shivamogga	Bhadravathi	MYDOLALU	GP	Maize (Makka)	RF	51	4	3690.51				
12	Shivamogga	Bhadravathi	NIMBEGONDI	GP	Maize (Makka)	RF	52	4	6177.98				
13	Shivamogga	Bhadravathi	SANYASIKODAMAGGE	GP	Maize (Makka)	RF	29	4	4623.10				
14	Shivamogga	Bhadravathi	SIDLIPURA	GP	Maize (Makka)	RF	2	4	4278.16				
15	Shivamogga	Bhadravathi	SYDARAKALLAHALLI	GP	Maize (Makka)	RF	296	4	4838.55				
16	Shivamogga	Bhadravathi	YEDEHALLI	GP	Maize (Makka)	RF	42	4	5517.42				
17	Shivamogga	Bhadravathi	ANAVERI	GP	PADDY	IRR	19	4	6359.03				
18	Shivamogga	Bhadravathi	ANTHARAGANGE	GP	PADDY	IRR	109	4	3970.16				

Government of Karnataka
Directorate of Economics and Statistics
GP Level Average Yield data for Kharif season 2017-18

S.N	District	Taluk	Insurance Unit (hobli/ GP)	GP/HOBLI	Crop	IRR_RF	Area_Sown_Ha	No_CCE_Conducted	Average Yield(Kg/Ha)	Name_Of_Higher_Level	No_cce Conducted_Higher	Higher average Yield(Kg/Ha)	Synthetic Yield
19	Shivamogga	Bhadravathi	ARAHATHOLALU	GP	PADDY	IRR	7	4	3894.29				
20	Shivamogga	Bhadravathi	ARAKERE	GP	PADDY	IRR	8	4	4060.25				
21	Shivamogga	Bhadravathi	ARALIKOPPA	GP	PADDY	IRR	245	4	4276.32				
22	Shivamogga	Bhadravathi	AREBILACHI	GP	PADDY	IRR	7	4	2963.85				
23	Shivamogga	Bhadravathi	ATTIGUNDA	GP	PADDY	IRR	8	4	3281.41				
24	Shivamogga	Bhadravathi	BARANDUR	GP	PADDY	IRR	19	4	4125.73				
25	Shivamogga	Bhadravathi	Bhadravathi (ULB)	GP	PADDY	IRR	1202	4	2990.23				
26	Shivamogga	Bhadravathi	BILAKI	GP	PADDY	IRR	607	4	3202.92				
27	Shivamogga	Bhadravathi	DASARAKALLAHALLI	GP	PADDY	IRR	59	4	4142.82				
28	Shivamogga	Bhadravathi	DODDERI	GP	PADDY	IRR	69	4	3152.99				
29	Shivamogga	Bhadravathi	DONABAGATTA	GP	PADDY	IRR	284	4	4820.34				
30	Shivamogga	Bhadravathi	EMMEHATTI	GP	PADDY	IRR	117	4	4711.76				
31	Shivamogga	Bhadravathi	GUDAMAGATTA	GP	PADDY	IRR	35	4	3434.20				
32	Shivamogga	Bhadravathi	HANUMANTHAPUR A	GP	PADDY	IRR	13	4	4079.97				
33	Shivamogga	Bhadravathi	HIRIYURU	GP	PADDY	IRR	186	4	5134.87				
34	Shivamogga	Bhadravathi	HOLEHONNURU	GP	PADDY	IRR	28	4	4173.63				
35	Shivamogga	Bhadravathi	KAGEKODAMAGGE	GP	PADDY	IRR	15	4	4755.14				
36	Shivamogga	Bhadravathi	KALLAHALLI	GP	PADDY	IRR	267	4	3886.07				

Government of Karnataka
Directorate of Economics and Statistics
GP Level Average Yield data for Kharif season 2017-18

S.N	District	Taluk	Insurance Unit (hobli/ GP)	GP/HOBLI	Crop	IRR_RF	Area_Sown_Ha	No_CCE_Conducted	Average Yield(Kg/Ha)	Name_Of_Higher_Level	No_cce Conducted_Higher	Higher average Yield(Kg/Ha)	Synthetic Yield
37	Shivamogga	Bhadravathi	KALLIHAL	GP	PADDY	IRR	25	4	4466.93				
38	Shivamogga	Bhadravathi	KAMBADAL HOSURU	GP	PADDY	IRR	282	4	4353.01				
39	Shivamogga	Bhadravathi	KAREHALLI	GP	PADDY	IRR	19	4	5023.96				
40	Shivamogga	Bhadravathi	KOMMARANAHALLI	GP	PADDY	IRR	35	4	3669.90				
41	Shivamogga	Bhadravathi	KUDLIGERE	GP	PADDY	IRR	20	4	3541.01				
42	Shivamogga	Bhadravathi	MANGOTE	GP	PADDY	IRR	9	4	4166.46				
43	Shivamogga	Bhadravathi	MARASHETTIHALLI	GP	PADDY	IRR	37	4	4070.93				
44	Shivamogga	Bhadravathi	MAVINKERE	GP	PADDY	IRR	45	4	2218.44				
45	Shivamogga	Bhadravathi	MYDOLALU	GP	PADDY	IRR	9	4	4331.95				
46	Shivamogga	Bhadravathi	NAGATHIBELAGALU	GP	PADDY	IRR	60	4	3655.45				
47	Shivamogga	Bhadravathi	NIMBEGONDI	GP	PADDY	IRR	27	4	4937.70				
48	Shivamogga	Bhadravathi	SANYASIKODAMAGGE	GP	PADDY	IRR	14	4	5435.95				
49	Shivamogga	Bhadravathi	SIDLIPURA	GP	PADDY	IRR	26	4	4133.37				
50	Shivamogga	Bhadravathi	SINGANAMANE	GP	PADDY	IRR	78	4	6539.37				
51	Shivamogga	Bhadravathi	SYDARAKALLAHALLI	GP	PADDY	IRR	32	4	5525.13				
52	Shivamogga	Bhadravathi	TADASA	GP	PADDY	IRR	127	4	4007.35				
53	Shivamogga	Bhadravathi	TAVARAGATTA	GP	PADDY	IRR	451	4	5833.03				
54	Shivamogga	Bhadravathi	VEERAPURA	GP	PADDY	IRR	11	4	3799.73				

Government of Karnataka
Directorate of Economics and Statistics
GP Level Average Yield data for Kharif season 2017-18

S.N	District	Taluk	Insurance Unit (hobli/ GP)	GP/HOBLI	Crop	IRR_RF	Area_Sown_Ha	No_CCE_Conducted	Average Yield(Kg/Ha)	Name_Of_Higher_Level	No_cce Conducted_Higher	Higher average Yield(Kg/Ha)	Synthetic Yield
55	Shivamogga	Bhadravathi	YAREHALLI	GP	PADDY	IRR	26	4	4780.83				
56	Shivamogga	Bhadravathi	YEDEHALLI	GP	PADDY	IRR	7	4	2252.18				
57	Shivamogga	Hosanagar	ARASALU	GP	Maize (Makka)	RF	101	4	5347.05				
58	Shivamogga	Hosanagar	BALUR	GP	Maize (Makka)	RF	119	4	6474.12				
59	Shivamogga	Hosanagar	BELLURU	GP	Maize (Makka)	RF	71	4	6343.06				
60	Shivamogga	Hosanagar	HEDDARIPURA	GP	Maize (Makka)	RF	39	4	5690.41				
61	Shivamogga	Hosanagar	KENCHANALA	GP	Maize (Makka)	RF	106	4	5180.34				
62	Shivamogga	Hosanagar	RIPPONPETE	GP	Maize (Makka)	RF	92	4	5354.91				
63	Shivamogga	Hosanagar	AMRUTHA	GP	PADDY	IRR	184	4	3486.81				
64	Shivamogga	Hosanagar	ANDAGADUDURU	GP	PADDY	IRR	94	4	2958.84				
65	Shivamogga	Hosanagar	ARAMANEKOPPA	GP	PADDY	IRR	31	4	3577.91				
66	Shivamogga	Hosanagar	ARASALU	GP	PADDY	IRR	242	4	5768.36				
67	Shivamogga	Hosanagar	BALUR	GP	PADDY	IRR	215	4	5213.95				
68	Shivamogga	Hosanagar	BELLURU	GP	PADDY	IRR	238	4	5028.07				
69	Shivamogga	Hosanagar	CHIKKAJENI	GP	PADDY	IRR	87	4	4955.06				
70	Shivamogga	Hosanagar	HARATHALU	GP	PADDY	IRR	149	4	5085.91				
71	Shivamogga	Hosanagar	HARIDRAVATHI	GP	PADDY	IRR	135	4	4896.62				
72	Shivamogga	Hosanagar	HEDDARIPURA	GP	PADDY	IRR	466	4	4677.61				

Government of Karnataka
Directorate of Economics and Statistics
GP Level Average Yield data for Kharif season 2017-18

S.N	District	Taluk	Insurance Unit (hobli/ GP)	GP/HOBLI	Crop	IRR_RF	Area_Sown_Ha	No_CCE_Conducted	Average Yield(Kg/Ha)	Name_Of_Higher_Level	No_cce_Conducted_Higher	Higher average Yield(Kg/Ha)	Synthetic Yield
73	Shivamogga	Hosanagar	HOSURU	GP	PADDY	IRR	45	4	3072.51				
74	Shivamogga	Hosanagar	HUMCHA	GP	PADDY	IRR	251	4	3483.10				
75	Shivamogga	Hosanagar	JENI	GP	PADDY	IRR	142	4	4643.91				
76	Shivamogga	Hosanagar	KAIRAGUNDA	GP	PADDY	IRR	17	4	2186.88				
77	Shivamogga	Hosanagar	KENCHANALA	GP	PADDY	IRR	128	4	4110.37				
78	Shivamogga	Hosanagar	KODUR	GP	PADDY	IRR	98	4	3382.08				
79	Shivamogga	Hosanagar	M.GUDDEKOPPA	GP	PADDY	IRR	180	4	3854.22				
80	Shivamogga	Hosanagar	MARUTHIPURA	GP	PADDY	IRR	254	4	3307.88				
81	Shivamogga	Hosanagar	MELINABESIGE	GP	PADDY	IRR	126	4	4265.90				
82	Shivamogga	Hosanagar	MUDUGOPPA-NAGARA	GP	PADDY	IRR	175	4	3238.53				
83	Shivamogga	Hosanagar	MUMBARU	GP	PADDY	IRR	79	4	4521.28				
84	Shivamogga	Hosanagar	NITTURU	GP	PADDY	IRR	75	4	3687.33				
85	Shivamogga	Hosanagar	PURAPPEMANE	GP	PADDY	IRR	76	4	3835.03				
86	Shivamogga	Hosanagar	RAMACHANDRAPURA	GP	PADDY	IRR	62	4	2086.81				
87	Shivamogga	Hosanagar	RIPPONPETE	GP	PADDY	IRR	190	4	3603.47				
88	Shivamogga	Hosanagar	SONALE	GP	PADDY	IRR	158	4	3678.56				
89	Shivamogga	Hosanagar	THIRNIVE	GP	PADDY	IRR	207	4	3789.26				
90	Shivamogga	Hosanagar	YADURU	GP	PADDY	IRR	17	4	2555.67				

Government of Karnataka
Directorate of Economics and Statistics
GP Level Average Yield data for Kharif season 2017-18

S.N	District	Taluk	Insurance Unit (hobli/ GP)	GP/HOBLI	Crop	IRR_RF	Area_Sown_Ha	No_CCE_Conducted	Average Yield(Kg/Ha)	Name_Of_Higher_Level	No_cce_Conducted_Higher	Higher average Yield(Kg/Ha)	Synthetic Yield
91	Shivamogga	Hosanagar	AMRUTHA	GP	PADDY	RF	222	4	5080.35				
92	Shivamogga	Hosanagar	ANDAGADUDURU	GP	PADDY	RF	271	4	3228.19				
93	Shivamogga	Hosanagar	ARAMANEKOPPA	GP	PADDY	RF	92	4	2898.96				
94	Shivamogga	Hosanagar	ARASALU	GP	PADDY	RF	215	4	5423.87				
95	Shivamogga	Hosanagar	BALUR	GP	PADDY	RF	263	4	3107.51				
96	Shivamogga	Hosanagar	BELLURU	GP	PADDY	RF	180	4	4196.14				
97	Shivamogga	Hosanagar	CHIKKAJENI	GP	PADDY	RF	242	4	3961.94				
98	Shivamogga	Hosanagar	HARATHALU	GP	PADDY	RF	231	4	4296.43				
99	Shivamogga	Hosanagar	HARIDRAVATHI	GP	PADDY	RF	129	4	3654.93				
100	Shivamogga	Hosanagar	HEDDARIPURA	GP	PADDY	RF	344	4	4392.63				
101	Shivamogga	Hosanagar	HOSURU	GP	PADDY	RF	35	4	3415.66				
102	Shivamogga	Hosanagar	HUMCHA	GP	PADDY	RF	400	4	3982.25				
103	Shivamogga	Hosanagar	JENI	GP	PADDY	RF	197	4	3154.40				
104	Shivamogga	Hosanagar	KAIRAGUNDA	GP	PADDY	RF	135	4	2308.91				
105	Shivamogga	Hosanagar	KARIMANE	GP	PADDY	RF	168	4	3366.73				
106	Shivamogga	Hosanagar	KENCHANALA	GP	PADDY	RF	193	4	4387.81				
107	Shivamogga	Hosanagar	KODUR	GP	PADDY	RF	257	4	4312.13				
108	Shivamogga	Hosanagar	M.GUDDEKOPPA	GP	PADDY	RF	208	4	4079.50				

Government of Karnataka
Directorate of Economics and Statistics
GP Level Average Yield data for Kharif season 2017-18

S.N	District	Taluk	Insurance Unit (hobli/ GP)	GP/HOBLI	Crop	IRR_RF	Area_So wn_Ha	No_CCE_Conducte d	Average Yield(Kg/Ha)	Name_Of_Higher_Le vel	No_cce Conduct ed_High er	Higher average Yield(Kg/Ha)	SyntheticY ield
109	Shivamogga	Hosanagar	MARUTHIPURA	GP	PADDY	RF	266	4	4220.90				
110	Shivamogga	Hosanagar	MELINABESIGE	GP	PADDY	RF	188	4	3447.73				
111	Shivamogga	Hosanagar	MUDUGOPPA-NAGARA	GP	PADDY	RF	113	4	3093.71				
112	Shivamogga	Hosanagar	MUMBARU	GP	PADDY	RF	316	4	3466.31				
113	Shivamogga	Hosanagar	NITTURU	GP	PADDY	RF	85	4	3413.43				
114	Shivamogga	Hosanagar	PURAPPEMANE	GP	PADDY	RF	165	4	4571.67				
115	Shivamogga	Hosanagar	RAMACHANDRAPUR A	GP	PADDY	RF	23	4	4361.27				
116	Shivamogga	Hosanagar	RIPPONPETE	GP	PADDY	RF	177	4	4699.78				
117	Shivamogga	Hosanagar	SONALE	GP	PADDY	RF	306	4	4179.32				
118	Shivamogga	Hosanagar	SULUGODU	GP	PADDY	RF	106	4	2377.32				
119	Shivamogga	Hosanagar	THIRNIVE	GP	PADDY	RF	56	4	3221.09				
120	Shivamogga	Hosanagar	YADURU	GP	PADDY	RF	124	4	2187.78				
121	Shivamogga	Sagar	ACHAPURA	GP	Maize (Makka)	RF	313	4	6117.65				
122	Shivamogga	Sagar	ANANDAPURA	GP	Maize (Makka)	RF	49	4	6804.38				
123	Shivamogga	Sagar	BARURU	GP	Maize (Makka)	RF	316	4	5478.10				
124	Shivamogga	Sagar	BHEEMANAKONE	GP	Maize (Makka)	RF	0			Hobli Level	40	5824.56	
125	Shivamogga	Sagar	GOWTHAMPURA	GP	Maize (Makka)	RF	456	4	6227.74				
126	Shivamogga	Sagar	HIREBILAGUNJI	GP	Maize (Makka)	RF	98	4	4953.88				

Government of Karnataka
Directorate of Economics and Statistics
GP Level Average Yield data for Kharif season 2017-18

S.N	District	Taluk	Insurance Unit (hobli/ GP)	GP/HOBLI	Crop	IRR_RF	Area_Sown_Ha	No_CCE_Conducted	Average Yield(Kg/Ha)	Name_Of_Higher_Level	No_cce_Conducted_Higher	Higher average Yield(Kg/Ha)	Synthetic Yield
127	Shivamogga	Sagar	HOSURU	GP	Maize (Makka)	RF	76	4	6164.83				
128	Shivamogga	Sagar	NADAKALSI	GP	Maize (Makka)	RF	19	4	4314.33				
129	Shivamogga	Sagar	PADAVAGODU	GP	Maize (Makka)	RF	17	4	6447.91				
130	Shivamogga	Sagar	THYAGARTHI	GP	Maize (Makka)	RF	236	4	6463.63				
131	Shivamogga	Sagar	YEDEHALLI	GP	Maize (Makka)	RF	154	4	4324.82				
132	Shivamogga	Sagar	ACHAPURA	GP	PADDY	IRR	433	4	4239.36				
133	Shivamogga	Sagar	ANANDAPURA	GP	PADDY	IRR	139	4	5847.51				
134	Shivamogga	Sagar	ARALAGODU	GP	PADDY	IRR	110	4	2570.64				
135	Shivamogga	Sagar	AVINAHALLI	GP	PADDY	IRR	54	4	4296.92				
136	Shivamogga	Sagar	BARURU	GP	PADDY	IRR	448	4	5143.09				
137	Shivamogga	Sagar	BHANUKULI	GP	PADDY	IRR	290	4	3705.33				
138	Shivamogga	Sagar	BHEEMANAKONE	GP	PADDY	IRR	128	4	4373.57				
139	Shivamogga	Sagar	BHIMANERI	GP	PADDY	IRR	1856	4	4273.91				
140	Shivamogga	Sagar	CHANNAGONDA	GP	PADDY	IRR	158	4	3236.16				
141	Shivamogga	Sagar	GOWTHAMPURA	GP	PADDY	IRR	279	4	4873.43				
142	Shivamogga	Sagar	HEGGODU	GP	PADDY	IRR	146	4	4595.29				
143	Shivamogga	Sagar	HIREBILAGUNJI	GP	PADDY	IRR	211	4	4650.14				
144	Shivamogga	Sagar	HIRENELLURU	GP	PADDY	IRR	269	4	2383.85				

Government of Karnataka
Directorate of Economics and Statistics
GP Level Average Yield data for Kharif season 2017-18

S.N	District	Taluk	Insurance Unit (hobli/ GP)	GP/HOBLI	Crop	IRR_RF	Area_Sown_Ha	No_CCE_Conducted	Average Yield(Kg/Ha)	Name_Of_Higher_Level	No_cce Conducted_Higher	Higher average Yield(Kg/Ha)	SyntheticYield
145	Shivamogga	Sagar	HOSURU	GP	PADDY	IRR	218	4	4798.59				
146	Shivamogga	Sagar	KALMANE	GP	PADDY	IRR	81	4	3382.20				
147	Shivamogga	Sagar	KANLE	GP	PADDY	IRR	304	4	3697.64				
148	Shivamogga	Sagar	Kargal(ULB)	GP	PADDY	IRR	72	4	2501.24				
149	Shivamogga	Sagar	KELADI	GP	PADDY	IRR	252	4	3856.10				
150	Shivamogga	Sagar	KHANDIKA	GP	PADDY	IRR	136	4	3909.32				
151	Shivamogga	Sagar	KOLURU	GP	PADDY	IRR	107	4	3980.22				
152	Shivamogga	Sagar	KUDARURU	GP	PADDY	IRR	298	4	3705.33				
153	Shivamogga	Sagar	MALVE	GP	PADDY	IRR	93	4	3864.81				
154	Shivamogga	Sagar	MARTHURU	GP	PADDY	IRR	225	4	2054.31				
155	Shivamogga	Sagar	MASURU	GP	PADDY	IRR	281	4	3557.62				
156	Shivamogga	Sagar	NADAKALSI	GP	PADDY	IRR	208	4	4433.65				
157	Shivamogga	Sagar	PADAVAGODU	GP	PADDY	IRR	205	4	3809.02				
158	Shivamogga	Sagar	S.S.BHOG	GP	PADDY	IRR	197	4	3290.32				
159	Shivamogga	Sagar	SHIRAVANTHE	GP	PADDY	IRR	149	4	3235.53				
160	Shivamogga	Sagar	SYDURU	GP	PADDY	IRR	125	4	2785.77				
161	Shivamogga	Sagar	TALAGUPPA	GP	PADDY	IRR	178	4	2940.65				
162	Shivamogga	Sagar	TALAVATA	GP	PADDY	IRR	117	4	3470.09				

Government of Karnataka
Directorate of Economics and Statistics
GP Level Average Yield data for Kharif season 2017-18

S.N	District	Taluk	Insurance Unit (hobli/ GP)	GP/HOBLI	Crop	IRR_RF	Area_Sown_Ha	No_CCE_Conducted	Average Yield(Kg/Ha)	Name_Of_Higher_Level	No_cce Conducted_Higher	Higher average Yield(Kg/Ha)	Synthetic Yield
163	Shivamogga	Sagar	THYAGARTHI	GP	PADDY	IRR	293	4	4313.29				
164	Shivamogga	Sagar	TUMARI	GP	PADDY	IRR	97	4	4262.08				
165	Shivamogga	Sagar	ULLURU	GP	PADDY	IRR	236	4	4289.66				
166	Shivamogga	Sagar	YADAJIGALEMANE	GP	PADDY	IRR	67	4	3432.26				
167	Shivamogga	Sagar	YEDEHALLI	GP	PADDY	IRR	188	4	3861.43				
168	Shivamogga	Sagar	ACHAPURA	GP	PADDY	RF	166	4	4086.82				
169	Shivamogga	Sagar	ANANDAPURA	GP	PADDY	RF	145	4	4717.51				
170	Shivamogga	Sagar	ARALAGODU	GP	PADDY	RF	17	4	2749.19				
171	Shivamogga	Sagar	AVINAHALLI	GP	PADDY	RF	334	4	4254.69				
172	Shivamogga	Sagar	BARURU	GP	PADDY	RF	101	4	4095.23				
173	Shivamogga	Sagar	BHANUKULI	GP	PADDY	RF	82	4	2707.73				
174	Shivamogga	Sagar	BHIMANERI	GP	PADDY	RF	315	4	4878.66				
175	Shivamogga	Sagar	CHANNAGONDA	GP	PADDY	RF	140	4	2623.76				
176	Shivamogga	Sagar	GOWTHAMPURA	GP	PADDY	RF	391	4	4137.28				
177	Shivamogga	Sagar	HEGGODU	GP	PADDY	RF	202	4	4019.21				
178	Shivamogga	Sagar	HIREBILAGUNJI	GP	PADDY	RF	311	4	4250.80				
179	Shivamogga	Sagar	HIRENELLURU	GP	PADDY	RF	730	4	2910.23				
180	Shivamogga	Sagar	HOSURU	GP	PADDY	RF	262	4	2438.64				

Government of Karnataka
Directorate of Economics and Statistics
GP Level Average Yield data for Kharif season 2017-18

S.N	District	Taluk	Insurance Unit (hobli/ GP)	GP/HOBLI	Crop	IRR_RF	Area_Sown_Ha	No_CCE_Conducted	Average Yield(Kg/Ha)	Name_Of_Higher_Level	No_cce Conducted_Higher	Higher average Yield(Kg/Ha)	Synthetic Yield
181	Shivamogga	Sagar	KALMANE	GP	PADDY	RF	93	4	4312.70				
182	Shivamogga	Sagar	KANLE	GP	PADDY	RF	496	4	1849.41				
183	Shivamogga	Sagar	Kargal(ULB)	GP	PADDY	RF	12	4	3219.15				
184	Shivamogga	Sagar	KELADI	GP	PADDY	RF	102	4	3258.12				
185	Shivamogga	Sagar	KOLURU	GP	PADDY	RF	121	4	4727.88				
186	Shivamogga	Sagar	KUDARURU	GP	PADDY	RF	86	4	3504.63				
187	Shivamogga	Sagar	MARTHURU	GP	PADDY	RF	431	4	3061.61				
188	Shivamogga	Sagar	MASURU	GP	PADDY	RF	109	4	4176.10				
189	Shivamogga	Sagar	NADAKALSI	GP	PADDY	RF	51	4	3030.97				
190	Shivamogga	Sagar	PADAVAGODU	GP	PADDY	RF	82	4	4639.51				
191	Shivamogga	Sagar	S.S.BHOG	GP	PADDY	RF	102	4	3276.52				
192	Shivamogga	Sagar	SHIRAVANTHE	GP	PADDY	RF	278	4	4404.02				
193	Shivamogga	Sagar	SYDURU	GP	PADDY	RF	789	4	3480.46				
194	Shivamogga	Sagar	TALAGUPPA	GP	PADDY	RF	156	4	2770.94				
195	Shivamogga	Sagar	TALAVATA	GP	PADDY	RF	41	4	3376.73				
196	Shivamogga	Sagar	THYAGARTHI	GP	PADDY	RF	308	4	4713.30				
197	Shivamogga	Sagar	TUMARI	GP	PADDY	RF	67	4	2584.01				
198	Shivamogga	Sagar	ULLURU	GP	PADDY	RF	118	4	2653.07				

(3)

Government of Karnataka
Directorate of Economics and Statistics
GP Level Average Yield data for Kharif season 2017-18

S.N	District	Taluk	Insurance Unit (hobli/ GP)	GP/HOBLI	Crop	IRR_RF	Area_Sown_Ha	No_CCE_Conducted	Average Yield(Kg/Ha)	Name_Of_Higher_Level	No_cce_Conducted_Higher	Higher average Yield(Kg/Ha)	Synthetic Yield
199	Shivamogga	Sagar	YADAJIGALEMANE	GP	PADDY	RF	77	4	4626.38				
200	Shivamogga	Sagar	YEDEHALLI	GP	PADDY	RF	315	4	3989.75				
201	Shivamogga	Shikaripura	AMBARAGOPPA	GP	Maize (Makka)	IRR	559	4	6264.19				
202	Shivamogga	Shikaripura	BAGANAKATTE	GP	Maize (Makka)	IRR	198	4	5994.49				
203	Shivamogga	Shikaripura	BEGURU	GP	Maize (Makka)	IRR	266	4	5617.93				
204	Shivamogga	Shikaripura	BILIKI	GP	Maize (Makka)	IRR	127	4	4289.77				
205	Shivamogga	Shikaripura	GODDANAKOPPA	GP	Maize (Makka)	IRR	260	4	6309.99				
206	Shivamogga	Shikaripura	GOGGA	GP	Maize (Makka)	IRR	247	4	6090.05				
207	Shivamogga	Shikaripura	GUDDADA THUMMINAKATTE	GP	Maize (Makka)	IRR	207	4	6203.13				
208	Shivamogga	Shikaripura	HOSURU	GP	Maize (Makka)	IRR	252	4	4996.85				
209	Shivamogga	Shikaripura	INAM AGRAHARAMUCHA	GP	Maize (Makka)	IRR	512	4	4564.57				
210	Shivamogga	Shikaripura	KORATIGERE	GP	Maize (Makka)	IRR	358	4	5154.85				
211	Shivamogga	Shikaripura	MALAVALLI	GP	Maize (Makka)	IRR	361	4	4554.69				
212	Shivamogga	Shikaripura	MATTHIKOTE	GP	Maize (Makka)	IRR	142	4	5210.83				
213	Shivamogga	Shikaripura	MUDDANAHALLI	GP	Maize (Makka)	IRR	154	4	5070.89				
214	Shivamogga	Shikaripura	NARASAPURA	GP	Maize (Makka)	IRR	286	4	4037.89				
215	Shivamogga	Shikaripura	NELAVAGILU	GP	Maize (Makka)	IRR	248	4	5836.74				
216	Shivamogga	Shikaripura	SUNNADAKOPPA	GP	Maize (Makka)	IRR	181	4	5686.63				

Government of Karnataka
Directorate of Economics and Statistics
GP Level Average Yield data for Kharif season 2017-18

S.N	District	Taluk	Insurance Unit (hobli/ GP)	GP/HOBLI	Crop	IRR_RF	Area_Sown_Ha	No_CCE_Conducted	Average Yield(Kg/Ha)	Name_Of_Higher_Level	No_cce_Conducted_Higher	Higher average Yield(Kg/Ha)	Synthetic Yield
217	Shivamogga	Shikaripura	AMATEKOPPA	GP	Maize (Makka)	RF	542	4	4668.18				
218	Shivamogga	Shikaripura	AMBARAGOPPA	GP	Maize (Makka)	RF	142	4	5446.64				
219	Shivamogga	Shikaripura	ARISHINAGERE	GP	Maize (Makka)	RF	665	4	6751.95				
220	Shivamogga	Shikaripura	BAGANAKATTE	GP	Maize (Makka)	RF	665	4	6374.52				
221	Shivamogga	Shikaripura	BEGURU	GP	Maize (Makka)	RF	1086	4	6138.62				
222	Shivamogga	Shikaripura	BELLIGAVI	GP	Maize (Makka)	RF	126	4	1826.91				
223	Shivamogga	Shikaripura	BILIKI	GP	Maize (Makka)	RF	355	4	3310.71				
224	Shivamogga	Shikaripura	CHIKKAJAMBURU	GP	Maize (Makka)	RF	451	4	5197.64				
225	Shivamogga	Shikaripura	CHIKKAMAGADI	GP	Maize (Makka)	RF	203	4	3473.48				
226	Shivamogga	Shikaripura	CHURCHIGUNDI	GP	Maize (Makka)	RF	282	4	5829.33				
227	Shivamogga	Shikaripura	ESURU	GP	Maize (Makka)	RF	22	4	5876.51				
228	Shivamogga	Shikaripura	GAMA	GP	Maize (Makka)	RF	20	4	6822.72				
229	Shivamogga	Shikaripura	GODDANAKOPPA	GP	Maize (Makka)	RF	206	4	6007.56				
230	Shivamogga	Shikaripura	GOGGA	GP	Maize (Makka)	RF	506	4	6348.31				
231	Shivamogga	Shikaripura	GUDDADA THUMMINAKATTE	GP	Maize (Makka)	RF	313	4	5831.95				
232	Shivamogga	Shikaripura	HARAGI	GP	Maize (Makka)	RF	292	4	4230.46				
233	Shivamogga	Shikaripura	HAROGOPPA	GP	Maize (Makka)	RF	668	4	6652.35				
234	Shivamogga	Shikaripura	HIREJAMBURU	GP	Maize (Makka)	RF	491	4	4314.33				

Government of Karnataka
Directorate of Economics and Statistics
GP Level Average Yield data for Kharif season 2017-18

S.N	District	Taluk	Insurance Unit (hobli/ GP)	GP/HOBLI	Crop	IRR_RF	Area_Sown_Ha	No_CCE_Conducted	Average Yield(Kg/Ha)	Name_Of_Higher_Level	No_cce Conducted_Higher	Higher average Yield(Kg/Ha)	Synthetic Yield
235	Shivamogga	Shikaripura	HITHALA	GP	Maize (Makka)	RF	303	4	6447.91				
236	Shivamogga	Shikaripura	HOSURU	GP	Maize (Makka)	RF	654	4	4664.25				
237	Shivamogga	Shikaripura	HOTHANA KATTE	GP	Maize (Makka)	RF	47	4	6817.48				
238	Shivamogga	Shikaripura	INAM AGRAHARAMUCHA	GP	Maize (Makka)	RF	210	4	4911.94				
239	Shivamogga	Shikaripura	JAKKANAHALLI	GP	Maize (Makka)	RF	322	4	6031.15				
240	Shivamogga	Shikaripura	JAKKINAKOPPA	GP	Maize (Makka)	RF	1104	4	6232.98				
241	Shivamogga	Shikaripura	KAGINALLI	GP	Maize (Makka)	RF	661	4	6185.80				
242	Shivamogga	Shikaripura	KALMANE	GP	Maize (Makka)	RF	313	4	6018.05				
243	Shivamogga	Shikaripura	KAPPANAHALLI	GP	Maize (Makka)	RF	232	4	6343.06				
244	Shivamogga	Shikaripura	KITTADAHALLI	GP	Maize (Makka)	RF	485	4	4823.30				
245	Shivamogga	Shikaripura	KORATIGERE	GP	Maize (Makka)	RF	762	4	4440.14				
246	Shivamogga	Shikaripura	MALAVALLI	GP	Maize (Makka)	RF	374	4	4365.81				
247	Shivamogga	Shikaripura	MANCHIKOPPA	GP	Maize (Makka)	RF	403	4	4917.19				
248	Shivamogga	Shikaripura	MARAVALLI	GP	Maize (Makka)	RF	1077	4	7404.61				
249	Shivamogga	Shikaripura	MATTHIKOTE	GP	Maize (Makka)	RF	357	4	6675.73				
250	Shivamogga	Shikaripura	MUDDANAHALLI	GP	Maize (Makka)	RF	538	4	5571.94				
251	Shivamogga	Shikaripura	MUDUBASIDDAPURA	GP	Maize (Makka)	RF	141	4	5137.36				
252	Shivamogga	Shikaripura	NARASAPURA	GP	Maize (Makka)	RF	269	4	4807.10				

Government of Karnataka
Directorate of Economics and Statistics
GP Level Average Yield data for Kharif season 2017-18

S.N	District	Taluk	Insurance Unit (hobli/ GP)	GP/HOBLI	Crop	IRR_RF	Area_Sown_Ha	No_CCE_Conducted	Average Yield(Kg/Ha)	Name_Of_Higher_Level	No_cce_Conducted_Higher	Higher average Yield(Kg/Ha)	Synthetic Yield
253	Shivamogga	Shikaripura	NELAVAGILU	GP	Maize (Makka)	RF	113	4	5588.71				
254	Shivamogga	Shikaripura	SALURU	GP	Maize (Makka)	RF	335	4	6007.56				
255	Shivamogga	Shikaripura	Shikaripura (ULB)	GP	Maize (Makka)	RF	644	4	4796.61				
256	Shivamogga	Shikaripura	SUNNADAKOPPA	GP	Maize (Makka)	RF	1030	4	4272.39				
257	Shivamogga	Shikaripura	THADAGANI	GP	Maize (Makka)	RF	398	4	4710.12				
258	Shivamogga	Shikaripura	THALAGUNDA	GP	Maize (Makka)	RF	403	4	3879.65				
259	Shivamogga	Shikaripura	THARLAGHATTA	GP	Maize (Makka)	RF	989	4	5223.85				
260	Shivamogga	Shikaripura	THOGARSI	GP	Maize (Makka)	RF	248	4	5687.79				
261	Shivamogga	Shikaripura	UDUGANI	GP	Maize (Makka)	RF	76	4	5189.78				
262	Shivamogga	Shikaripura	AMATEKOPPA	GP	PADDY	IRR	251	4	5028.07				
263	Shivamogga	Shikaripura	AMBARAGOPPA	GP	PADDY	IRR	69	4	5085.58				
264	Shivamogga	Shikaripura	ARISHINAGERE	GP	PADDY	IRR	98	4	5290.98				
265	Shivamogga	Shikaripura	BAGANAKATTE	GP	PADDY	IRR	5	4	4793.92				
266	Shivamogga	Shikaripura	BEGURU	GP	PADDY	IRR	206	4	5036.29				
267	Shivamogga	Shikaripura	BELLIGAVI	GP	PADDY	IRR	277	4	5266.33				
268	Shivamogga	Shikaripura	BILIKI	GP	PADDY	IRR	192	4	4362.59				
269	Shivamogga	Shikaripura	CHIKKAJAMBURU	GP	PADDY	IRR	143	4	3698.75				
270	Shivamogga	Shikaripura	CHIKKAMAGADI	GP	PADDY	IRR	156	4	4231.14				

Government of Karnataka
Directorate of Economics and Statistics
GP Level Average Yield data for Kharif season 2017-18

S.N	District	Taluk	Insurance Unit (hobli/ GP)	GP/HOBLI	Crop	IRR_RF	Area_Sown_Ha	No_CCE_Conducted	Average Yield(Kg/Ha)	Name_Of_Higher_Level	No_cce_Conducted_Higher	Higher average Yield(Kg/Ha)	SyntheticYield
271	Shivamogga	Shikaripura	CHURCHIGUNDI	GP	PADDY	IRR	322	4	6309.74				
272	Shivamogga	Shikaripura	ESURU	GP	PADDY	IRR	442	4	5258.11				
273	Shivamogga	Shikaripura	GAMA	GP	PADDY	IRR	358	4	5751.06				
274	Shivamogga	Shikaripura	GODDANAKOPPA	GP	PADDY	IRR	190	4	4559.77				
275	Shivamogga	Shikaripura	GOGGA	GP	PADDY	IRR	9	4	7016.30				
276	Shivamogga	Shikaripura	GUDDADA THUMMINAKATTE	GP	PADDY	IRR	171	4	4912.23				
277	Shivamogga	Shikaripura	HARAGI	GP	PADDY	IRR	489	4	4666.58				
278	Shivamogga	Shikaripura	HAROGOPPA	GP	PADDY	IRR	104	4	5434.75				
279	Shivamogga	Shikaripura	HIREJAMBURU	GP	PADDY	IRR	59	4	5874.30				
280	Shivamogga	Shikaripura	HITHALA	GP	PADDY	IRR	219	4	5184.17				
281	Shivamogga	Shikaripura	HOSURU	GP	PADDY	IRR	17	4	5348.49				
282	Shivamogga	Shikaripura	HOTHANA KATTE	GP	PADDY	IRR	218	4	6085.40				
283	Shivamogga	Shikaripura	INAM AGRAHARAMUCHA	GP	PADDY	IRR	19	4	4231.14				
284	Shivamogga	Shikaripura	JAKKANAHALLI	GP	PADDY	IRR	125	4	6059.15				
285	Shivamogga	Shikaripura	JAKKINAKOPPA	GP	PADDY	IRR	30	4	7005.21				
286	Shivamogga	Shikaripura	KAGINALLI	GP	PADDY	IRR	10	4	5196.58				
287	Shivamogga	Shikaripura	KALMANE	GP	PADDY	IRR	95	4	4798.03				
288	Shivamogga	Shikaripura	KAPPANAHALLI	GP	PADDY	IRR	469	4	5046.27				

Government of Karnataka
Directorate of Economics and Statistics
GP Level Average Yield data for Kharif season 2017-18

S.N	District	Taluk	Insurance Unit (hobli/ GP)	GP/HOBLI	Crop	IRR_RF	Area_Sown_Ha	No_CCE_Conducted	Average Yield(Kg/Ha)	Name_Of_Higher_Level	No_cce_Conducted_Higher	Higher average Yield(Kg/Ha)	Synthetic Yield
289	Shivamogga	Shikaripura	KITTADAHALLI	GP	PADDY	IRR	16	4	4904.84				
290	Shivamogga	Shikaripura	KORATIGERE	GP	PADDY	IRR	157	4	5184.17				
291	Shivamogga	Shikaripura	MALAVALLI	GP	PADDY	IRR	14	4	4190.06				
292	Shivamogga	Shikaripura	MANCHIKOPPA	GP	PADDY	IRR	163	4	5463.51				
293	Shivamogga	Shikaripura	MARAVALLI	GP	PADDY	IRR	1	4	6030.40				
294	Shivamogga	Shikaripura	MATTHIKOTE	GP	PADDY	IRR	77	4	3685.89				
295	Shivamogga	Shikaripura	MUDDANAHALLI	GP	PADDY	IRR	38	4	5299.19				
296	Shivamogga	Shikaripura	MUDUBASIDDAPURA	GP	PADDY	IRR	274	4	6055.05				
297	Shivamogga	Shikaripura	NARASAPURA	GP	PADDY	IRR	179	4	4847.32				
298	Shivamogga	Shikaripura	NELAVAGILU	GP	PADDY	IRR	302	4	5052.72				
299	Shivamogga	Shikaripura	SALURU	GP	PADDY	IRR	888	4	5249.90				
300	Shivamogga	Shikaripura	Shikaripura (ULB)	GP	PADDY	IRR	360	4	5085.58				
301	Shivamogga	Shikaripura	Shirlakoppa (ULB)	GP	PADDY	IRR	68	4	4691.22				
302	Shivamogga	Shikaripura	SUNNADAKOPPA	GP	PADDY	IRR	100	4	5159.52				
303	Shivamogga	Shikaripura	THADAGANI	GP	PADDY	IRR	268	4	4617.28				
304	Shivamogga	Shikaripura	THALAGUNDA	GP	PADDY	IRR	168	4	4268.11				
305	Shivamogga	Shikaripura	THARLAGHATTA	GP	PADDY	IRR	171	4	5048.61				
306	Shivamogga	Shikaripura	THOGARSI	GP	PADDY	IRR	405	4	1010.54				

Government of Karnataka
Directorate of Economics and Statistics
GP Level Average Yield data for Kharif season 2017-18

S.N	District	Taluk	Insurance Unit (hobli/ GP)	GP/HOBLI	Crop	IRR_RF	Area_Sown_Ha	No_CCE_Conducted	Average Yield(Kg/Ha)	Name_Of_Higher_Level	No_cce Conducted_Higher	Higher average Yield(Kg/Ha)	Synthetic Yield
307	Shivamogga	Shikaripura	UDUGANI	GP	PADDY	IRR	121	4	5184.17				
308	Shivamogga	Shikaripura	KORATIGERE	GP	PADDY	RF	0			District Level	564	3293.21	
309	Shivamogga	Shikaripura	MANCHIKOPPA	GP	PADDY	RF	0			District Level	564	3293.21	
310	Shivamogga	Shikaripura	THALAGUNDA	GP	PADDY	RF	0			District Level	564	3293.21	
311	Shivamogga	Shivamogga	BALEKOPPA	GP	Maize (Makka)	IRR	83	4	7271.75				
312	Shivamogga	Shivamogga	HARAMAGHATTA	GP	Maize (Makka)	IRR	2	4	5628.10				
313	Shivamogga	Shivamogga	HOLALURU	GP	Maize (Makka)	IRR	84	4	6934.56				
314	Shivamogga	Shivamogga	KOMMANALU	GP	Maize (Makka)	IRR	7			Hobli Level	15	6173.26	
315	Shivamogga	Shivamogga	KONAGAVALLI	GP	Maize (Makka)	IRR	54	4	7948.55				
316	Shivamogga	Shivamogga	KUMSI	GP	Maize (Makka)	IRR	57	4	6752.71				
317	Shivamogga	Shivamogga	MALLAPURA	GP	Maize (Makka)	IRR	28	4	6788.33				
318	Shivamogga	Shivamogga	MELINAHANASAVADI	GP	Maize (Makka)	IRR	1			Hobli Level	15	6173.26	
319	Shivamogga	Shivamogga	RAMANAGARA	GP	Maize (Makka)	IRR	94	4	6483.01				
320	Shivamogga	Shivamogga	SUGURU	GP	Maize (Makka)	IRR	12	4	5260.45				
321	Shivamogga	Shivamogga	ABBALAGERE	GP	Maize (Makka)	RF	506	4	5469.36				
322	Shivamogga	Shivamogga	AGASAVALLI	GP	Maize (Makka)	RF	491	4	4978.78				
323	Shivamogga	Shivamogga	AYANURU	GP	Maize (Makka)	RF	796	4	6374.52				
324	Shivamogga	Shivamogga	BALEKOPPA	GP	Maize (Makka)	RF	548	4	7134.64				

Government of Karnataka
Directorate of Economics and Statistics
GP Level Average Yield data for Kharif season 2017-18

S.N	District	Taluk	Insurance Unit (hobli/ GP)	GP/HOBLI	Crop	IRR_RF	Area_Sown_Ha	No_CCE_Conducted	Average Yield(Kg/Ha)	Name_Of_Higher_Level	No_cce Conducted_Higher	Higher average Yield(Kg/Ha)	Synthetic Yield
325	Shivamogga	Shivamogga	BEDARA HOSAHALLI	GP	Maize (Makka)	RF	75	4	6196.28				
326	Shivamogga	Shivamogga	CHORADI	GP	Maize (Makka)	RF	131	4	6830.59				
327	Shivamogga	Shivamogga	HADONAHALLI	GP	Maize (Makka)	RF	44	4	7342.28				
328	Shivamogga	Shivamogga	HARAMAGHATTA	GP	Maize (Makka)	RF	1164	4	5197.64				
329	Shivamogga	Shivamogga	HARANAHALLI	GP	Maize (Makka)	RF	298	4	5163.57				
330	Shivamogga	Shivamogga	HOLALURU	GP	Maize (Makka)	RF	121	4	5368.01				
331	Shivamogga	Shivamogga	HOSAHALLI	GP	Maize (Makka)	RF	78	4	5732.35				
332	Shivamogga	Shivamogga	KOHALLI	GP	Maize (Makka)	RF	237	4	7155.60				
333	Shivamogga	Shivamogga	KOMMANALU	GP	Maize (Makka)	RF	701	4	4990.58				
334	Shivamogga	Shivamogga	KONAGAVALLI	GP	Maize (Makka)	RF	983	4	6497.71				
335	Shivamogga	Shivamogga	KORALAHALLI	GP	Maize (Makka)	RF	87	4	6468.87				
336	Shivamogga	Shivamogga	KOTEGANGURU	GP	Maize (Makka)	RF	363	4	7831.85				
337	Shivamogga	Shivamogga	KUMSI	GP	Maize (Makka)	RF	158	4	7480.62				
338	Shivamogga	Shivamogga	KUNCHENAHALLI	GP	Maize (Makka)	RF	440	4	6503.00				
339	Shivamogga	Shivamogga	MALLAPURA	GP	Maize (Makka)	RF	613	4	7716.52				
340	Shivamogga	Shivamogga	MANDAGATTA	GP	Maize (Makka)	RF	777	4	6867.28				
341	Shivamogga	Shivamogga	MELINAHANASAVADI	GP	Maize (Makka)	RF	82	4	5359.10				
342	Shivamogga	Shivamogga	MUDDINAKOPPA	GP	Maize (Makka)	RF	403	4	5944.66				

Government of Karnataka
Directorate of Economics and Statistics
GP Level Average Yield data for Kharif season 2017-18

S.N	District	Taluk	Insurance Unit (hobli/ GP)	GP/HOBLI	Crop	IRR_RF	Area_Sown_Ha	No_CCE_Conducted	Average Yield(Kg/Ha)	Name_Of_Higher_Level	No_cce Conducted_Higher	Higher average Yield(Kg/Ha)	Synthetic Yield
343	Shivamogga	Shivamogga	PURUDALU	GP	Maize (Makka)	RF	572	4	8712.54				
344	Shivamogga	Shivamogga	RAMANAGARA	GP	Maize (Makka)	RF	552	4	6589.45				
345	Shivamogga	Shivamogga	SANTEKADURU	GP	Maize (Makka)	RF	15	4	5289.38				
346	Shivamogga	Shivamogga	Shimoga (ULB)	GP	Maize (Makka)	RF	154	4	4985.33				
347	Shivamogga	Shivamogga	SIRIGERE	GP	Maize (Makka)	RF	645	4	7425.58				
348	Shivamogga	Shivamogga	SOGANE	GP	Maize (Makka)	RF	48	4	5829.33				
349	Shivamogga	Shivamogga	SUGURU	GP	Maize (Makka)	RF	314	4	4277.64				
350	Shivamogga	Shivamogga	TAMMADIHALLI	GP	Maize (Makka)	RF	468	4	6450.53				
351	Shivamogga	Shivamogga	TUPPURU	GP	Maize (Makka)	RF	199	4	4822.82				
352	Shivamogga	Shivamogga	UMBLEBAILU	GP	Maize (Makka)	RF	137	4	5551.49				
353	Shivamogga	Shivamogga	ABBALAGERE	GP	PADDY	IRR	141	4	5011.64				
354	Shivamogga	Shivamogga	AGASAVALLI	GP	PADDY	IRR	125	4	3943.59				
355	Shivamogga	Shivamogga	AYANURU	GP	PADDY	IRR	340	4	4957.42				
356	Shivamogga	Shivamogga	B.BEERANAHALLI	GP	PADDY	IRR	198	4	4857.57				
357	Shivamogga	Shivamogga	BALEKOPPA	GP	PADDY	IRR	314	4	5175.95				
358	Shivamogga	Shivamogga	BEDARA HOSAHALLI	GP	PADDY	IRR	384	4	3407.92				
359	Shivamogga	Shivamogga	BIDIRE	GP	PADDY	IRR	113	4	3286.32				
360	Shivamogga	Shivamogga	CHORADI	GP	PADDY	IRR	253	4	4379.02				

Government of Karnataka
Directorate of Economics and Statistics
GP Level Average Yield data for Kharif season 2017-18

S.N	District	Taluk	Insurance Unit (hobli/ GP)	GP/HOBLI	Crop	IRR_RF	Area_Sown_Ha	No_CCE_Conducted	Average Yield(Kg/Ha)	Name_Of_Higher_Level	No_cce_Conducted_Higher	Higher average Yield(Kg/Ha)	Synthetic Yield
361	Shivamogga	Shivamogga	GHAJANURU	GP	PADDY	IRR	135	4	5340.27				
362	Shivamogga	Shivamogga	HADONAHALLI	GP	PADDY	IRR	282	4	6256.33				
363	Shivamogga	Shivamogga	HARAMAGHATTA	GP	PADDY	IRR	7			Hobli Level	20	5457.99	
364	Shivamogga	Shivamogga	HARANAHALLI	GP	PADDY	IRR	129	4	5042.57				
365	Shivamogga	Shivamogga	HASUDI	GP	PADDY	IRR	156	4	3742.30				
366	Shivamogga	Shivamogga	HOLALURU	GP	PADDY	IRR	175	4	4947.97				
367	Shivamogga	Shivamogga	HOLEBENAVANAHALLI	GP	PADDY	IRR	159	4	2937.15				
368	Shivamogga	Shivamogga	HOSAHALLI	GP	PADDY	IRR	68	4	4555.66				
369	Shivamogga	Shivamogga	KADEKAL	GP	PADDY	IRR	121	4	3697.11				
370	Shivamogga	Shivamogga	KOHALLI	GP	PADDY	IRR	93	4	4954.13				
371	Shivamogga	Shivamogga	KONAGAVALLI	GP	PADDY	IRR	158	4	5097.97				
372	Shivamogga	Shivamogga	KORALAHALLI	GP	PADDY	IRR	145	4	5553.88				
373	Shivamogga	Shivamogga	KOTEGANGURU	GP	PADDY	IRR	4	4	5693.55				
374	Shivamogga	Shivamogga	KUDLI	GP	PADDY	IRR	371	4	5276.82				
375	Shivamogga	Shivamogga	KUMSI	GP	PADDY	IRR	75	4	6178.28				
376	Shivamogga	Shivamogga	KUNCHENAHALLI	GP	PADDY	IRR	3	4	5745.00				
377	Shivamogga	Shivamogga	MANDAGATTA	GP	PADDY	IRR	604	4	5594.96				
378	Shivamogga	Shivamogga	MATTURU	GP	PADDY	IRR	37	4	4280.43				

Government of Karnataka
Directorate of Economics and Statistics
GP Level Average Yield data for Kharif season 2017-18

S.N	District	Taluk	Insurance Unit (hobli/ GP)	GP/HOBLI	Crop	IRR_RF	Area_Sown_Ha	No_CCE_Conducted	Average Yield(Kg/Ha)	Name_Of_Higher_Level	No_cce_Conducted_Higher	Higher average Yield(Kg/Ha)	SyntheticYield
379	Shivamogga	Shivamogga	MELINAHANASAVADI	GP	PADDY	IRR	243	4	6244.01				
380	Shivamogga	Shivamogga	NIDHIGE	GP	PADDY	IRR	135	4	4410.00				
381	Shivamogga	Shivamogga	PILLANGERE	GP	PADDY	IRR	287	4	4304.29				
382	Shivamogga	Shivamogga	PURUDALU	GP	PADDY	IRR	66	4	5937.97				
383	Shivamogga	Shivamogga	RAMANAGARA	GP	PADDY	IRR	60	4	3132.07				
384	Shivamogga	Shivamogga	SANTEKADURU	GP	PADDY	IRR	34	4	3039.85				
385	Shivamogga	Shivamogga	SHETTIHALLI	GP	PADDY	IRR	310	4	3729.85				
386	Shivamogga	Shivamogga	Shimoga (ULB)	GP	PADDY	IRR	869	4	4465.29				
387	Shivamogga	Shivamogga	SIRIGERE	GP	PADDY	IRR	116	4	5607.28				
388	Shivamogga	Shivamogga	SOGANE	GP	PADDY	IRR	68	4	3598.52				
389	Shivamogga	Shivamogga	SUGURU	GP	PADDY	IRR	307	4	3781.74				
390	Shivamogga	Shivamogga	TAMMADIHALLI	GP	PADDY	IRR	300	4	5619.61				
391	Shivamogga	Shivamogga	TUPPURU	GP	PADDY	IRR	198	4	4806.24				
392	Shivamogga	Shivamogga	UMBLEBAILU	GP	PADDY	IRR	412	4	6712.31				
393	Shivamogga	Shivamogga	CHORADI	GP	PADDY	RF	1			Taluk Level	2	4473.64	
394	Shivamogga	Shivamogga	HADONAHALLI	GP	PADDY	RF	0			Taluk Level	2	4473.64	
395	Shivamogga	Shivamogga	HARANAHALLI	GP	PADDY	RF	0			Hobli Level	2	4473.64	
396	Shivamogga	Shivamogga	KONAGAVALLI	GP	PADDY	RF	4			Hobli Level	2	4473.64	

Government of Karnataka
Directorate of Economics and Statistics
GP Level Average Yield data for Kharif season 2017-18

S.N	District	Taluk	Insurance Unit (hobli/ GP)	GP/HOBLI	Crop	IRR_RF	Area_Sown_Ha	No_CCE_Conducted	Average Yield(Kg/Ha)	Name_Of_Higher_Level	No_cce_Conducted_Higher	Higher average Yield(Kg/Ha)	SyntheticYield
397	Shivamogga	Shivamogga	KORALAHALLI	GP	PADDY	RF	0			Taluk Level	2	4473.64	
398	Shivamogga	Shivamogga	KOTEGANGURU	GP	PADDY	RF	0			Taluk Level	2	4473.64	
399	Shivamogga	Shivamogga	MANDAGATTA	GP	PADDY	RF	11			Taluk Level	2	4473.64	
400	Shivamogga	Shivamogga	PURUDALU	GP	PADDY	RF	0			Taluk Level	2	4473.64	
401	Shivamogga	Shivamogga	RAMANAGARA	GP	PADDY	RF	0			Hobli Level	2	4473.64	
402	Shivamogga	Shivamogga	SUGURU	GP	PADDY	RF	0			Taluk Level	2	4473.64	
403	Shivamogga	Shivamogga	TAMMADIHALLI	GP	PADDY	RF	0			Taluk Level	2	4473.64	
404	Shivamogga	Shivamogga	TUPPURU	GP	PADDY	RF	5			Taluk Level	2	4473.64	
405	Shivamogga	Shivamogga	UMBLEBAILU	GP	PADDY	RF	0			Taluk Level	2	4473.64	
406	Shivamogga	Sorab	BHARANGI	GP	Maize (Makka)	IRR	193	4	5462.21				
407	Shivamogga	Sorab	HANCHI	GP	Maize (Makka)	IRR	248	4	3233.87				
408	Shivamogga	Sorab	HURULI	GP	Maize (Makka)	IRR	338	4	2915.83				
409	Shivamogga	Sorab	KUPPAGADDE	GP	Maize (Makka)	IRR	117	4	5048.75				
410	Shivamogga	Sorab	TAILURU	GP	Maize (Makka)	IRR	18	4	4101.49				
411	Shivamogga	Sorab	AGASANAHALI	GP	Maize (Makka)	RF	58	4	2815.06				
412	Shivamogga	Sorab	ANDIGE	GP	Maize (Makka)	RF	242	4	6003.89				
413	Shivamogga	Sorab	BENNURU	GP	Maize (Makka)	RF	115	4	4577.65				
414	Shivamogga	Sorab	BHARANGI	GP	Maize (Makka)	RF	908	4	5596.05				

Government of Karnataka
Directorate of Economics and Statistics
GP Level Average Yield data for Kharif season 2017-18

S.N	District	Taluk	Insurance Unit (hobli/ GP)	GP/HOBLI	Crop	IRR_RF	Area_Sown_Ha	No_CCE_Conducted	Average Yield(Kg/Ha)	Name_Of_Higher_Level	No_cce Conducted_Higher	Higher average Yield(Kg/Ha)	Synthetic Yield
415	Shivamogga	Sorab	BILUVANI	GP	Maize (Makka)	RF	279	4	4366.75				
416	Shivamogga	Sorab	CHANDRAGUTTI	GP	Maize (Makka)	RF	115	4	6160.11				
417	Shivamogga	Sorab	CHITTURU	GP	Maize (Makka)	RF	254	4	4487.33				
418	Shivamogga	Sorab	DUGURU	GP	Maize (Makka)	RF	57	4	3368.64				
419	Shivamogga	Sorab	DYAVANAHALLI	GP	Maize (Makka)	RF	362	4	4718.24				
420	Shivamogga	Sorab	ENNEKOPPA	GP	Maize (Makka)	RF	245	4	3632.38				
421	Shivamogga	Sorab	GENDLA	GP	Maize (Makka)	RF	221	4	4106.22				
422	Shivamogga	Sorab	GUDAVI	GP	Maize (Makka)	RF	325	4	5845.06				
423	Shivamogga	Sorab	HALESORABA	GP	Maize (Makka)	RF	236	4	5764.32				
424	Shivamogga	Sorab	HANCHI	GP	Maize (Makka)	RF	558	4	5824.50				
425	Shivamogga	Sorab	HECHHE	GP	Maize (Makka)	RF	400	4	5080.22				
426	Shivamogga	Sorab	HEGGODU	GP	Maize (Makka)	RF	145	4	4367.54				
427	Shivamogga	Sorab	HOSABALE	GP	Maize (Makka)	RF	30	4	5776.91				
428	Shivamogga	Sorab	HURULI	GP	Maize (Makka)	RF	71	4	2725.95				
429	Shivamogga	Sorab	INDUVALLI	GP	Maize (Makka)	RF	207	4	3541.11				
430	Shivamogga	Sorab	JADE	GP	Maize (Makka)	RF	157	4	4291.79				
431	Shivamogga	Sorab	KATUVALLI	GP	Maize (Makka)	RF	221	4	6659.48				
432	Shivamogga	Sorab	KODAKANI	GP	Maize (Makka)	RF	132	4	5146.27				

Government of Karnataka
Directorate of Economics and Statistics
GP Level Average Yield data for Kharif season 2017-18

S.N	District	Taluk	Insurance Unit (hobli/ GP)	GP/HOBLI	Crop	IRR_RF	Area_Sown_Ha	No_CCE_Conducted	Average Yield(Kg/Ha)	Name_Of_Higher_Level	No_cce Conducted_Higher	Higher average Yield(Kg/Ha)	Synthetic Yield
433	Shivamogga	Sorab	KUBTURU	GP	Maize (Makka)	RF	149	4	3465.09				
434	Shivamogga	Sorab	KUPPAGADDE	GP	Maize (Makka)	RF	232	4	4666.24				
435	Shivamogga	Sorab	MAVALI	GP	Maize (Makka)	RF	194	4	3802.43				
436	Shivamogga	Sorab	MUDIDODDIKOPPA	GP	Maize (Makka)	RF	129	4	1719.44				
437	Shivamogga	Sorab	MUTUGUPPE	GP	Maize (Makka)	RF	52	4	5934.17				
438	Shivamogga	Sorab	NISARANI	GP	Maize (Makka)	RF	22	4	5767.47				
439	Shivamogga	Sorab	SAMANAVALI	GP	Maize (Makka)	RF	171	4	4200.58				
440	Shivamogga	Sorab	SHAKUNAVALLI	GP	Maize (Makka)	RF	171	4	3586.46				
441	Shivamogga	Sorab	SHIGGA	GP	Maize (Makka)	RF	83	4	5087.56				
442	Shivamogga	Sorab	TALAGADDE	GP	Maize (Makka)	RF	157	4	3116.49				
443	Shivamogga	Sorab	TALLURU	GP	Maize (Makka)	RF	287	4	3050.96				
444	Shivamogga	Sorab	TATTURU	GP	Maize (Makka)	RF	553	4	3757.87				
445	Shivamogga	Sorab	TAVANANDI	GP	Maize (Makka)	RF	255	4	4733.71				
446	Shivamogga	Sorab	THELAGUNDA	GP	Maize (Makka)	RF	159	4	3290.01				
447	Shivamogga	Sorab	UDRI	GP	Maize (Makka)	RF	810	4	4225.21				
448	Shivamogga	Sorab	ULAVI	GP	Maize (Makka)	RF	60	4	5729.73				
449	Shivamogga	Sorab	AGASANAHALI	GP	PADDY	IRR	724	4	2256.77				
450	Shivamogga	Sorab	ANAVATTI	GP	PADDY	IRR	54	4	5019.86				

Government of Karnataka
Directorate of Economics and Statistics
GP Level Average Yield data for Kharif season 2017-18

S.N	District	Taluk	Insurance Unit (hobli/ GP)	GP/HOBLI	Crop	IRR_RF	Area_Sown_Ha	No_CCE_Conducted	Average Yield(Kg/Ha)	Name_Of_Higher_Level	No_cce Conducted_Higher	Higher average Yield(Kg/Ha)	Synthetic Yield
451	Shivamogga	Sorab	ANDIGE	GP	PADDY	IRR	353	4	3844.99				
452	Shivamogga	Sorab	BENNURU	GP	PADDY	IRR	207	4	3689.31				
453	Shivamogga	Sorab	BHARANGI	GP	PADDY	IRR	139	4	5709.98				
454	Shivamogga	Sorab	BILUVANI	GP	PADDY	IRR	666	4	3335.61				
455	Shivamogga	Sorab	CHANDRAGUTTI	GP	PADDY	IRR	251	4	2906.89				
456	Shivamogga	Sorab	CHITTURU	GP	PADDY	IRR	509	4	3617.01				
457	Shivamogga	Sorab	DUGURU	GP	PADDY	IRR	255	4	4170.48				
458	Shivamogga	Sorab	DYAVANAHALLI	GP	PADDY	IRR	421	4	3905.13				
459	Shivamogga	Sorab	ENNEKOPPA	GP	PADDY	IRR	427	4	1672.65				
460	Shivamogga	Sorab	GENDLA	GP	PADDY	IRR	486	4	3853.21				
461	Shivamogga	Sorab	GUDAVI	GP	PADDY	IRR	407	4	3744.76				
462	Shivamogga	Sorab	HALESORABA	GP	PADDY	IRR	816	4	4050.39				
463	Shivamogga	Sorab	HANCHI	GP	PADDY	IRR	297	4	2966.07				
464	Shivamogga	Sorab	HARISHI	GP	PADDY	IRR	324	4	2696.70				
465	Shivamogga	Sorab	HECHHE	GP	PADDY	IRR	514	4	2604.41				
466	Shivamogga	Sorab	HEGGODU	GP	PADDY	IRR	379	4	3472.82				
467	Shivamogga	Sorab	HOSABALE	GP	PADDY	IRR	239	4	4395.56				
468	Shivamogga	Sorab	HURULI	GP	PADDY	IRR	395	4	2719.43				

Government of Karnataka
Directorate of Economics and Statistics
GP Level Average Yield data for Kharif season 2017-18

S.N	District	Taluk	Insurance Unit (hobli/ GP)	GP/HOBLI	Crop	IRR_RF	Area_Sown_Ha	No_CCE_Conducted	Average Yield(Kg/Ha)	Name_Of_Higher_Level	No_cce Conducted_Higher	Higher average Yield(Kg/Ha)	SyntheticYield
469	Shivamogga	Sorab	INDUVALLI	GP	PADDY	IRR	295	4	4395.20				
470	Shivamogga	Sorab	JADE	GP	PADDY	IRR	534	4	1166.33				
471	Shivamogga	Sorab	KATUVALLI	GP	PADDY	IRR	572	4	4383.25				
472	Shivamogga	Sorab	KODAKANI	GP	PADDY	IRR	300	4	4789.81				
473	Shivamogga	Sorab	KUBTURU	GP	PADDY	IRR	781	4	2637.27				
474	Shivamogga	Sorab	KUPPAGADDE	GP	PADDY	IRR	421	4	4921.68				
475	Shivamogga	Sorab	MAVALI	GP	PADDY	IRR	574	4	3278.11				
476	Shivamogga	Sorab	MUDIDODDIKOPPA	GP	PADDY	IRR	382	4	3237.03				
477	Shivamogga	Sorab	MUTUGUPPE	GP	PADDY	IRR	183	4	2485.58				
478	Shivamogga	Sorab	NISARANI	GP	PADDY	IRR	215	4	4266.96				
479	Shivamogga	Sorab	NYARSHI	GP	PADDY	IRR	169	4	4018.00				
480	Shivamogga	Sorab	SAMANAVALI	GP	PADDY	IRR	508	4	2187.79				
481	Shivamogga	Sorab	SHAKUNAVALLI	GP	PADDY	IRR	669	4	509.47				
482	Shivamogga	Sorab	SHIGGA	GP	PADDY	IRR	374	4	4523.75				
483	Shivamogga	Sorab	TALAGADDE	GP	PADDY	IRR	471	4	1182.64				
484	Shivamogga	Sorab	TALLURU	GP	PADDY	IRR	450	4	2053.95				
485	Shivamogga	Sorab	TATTURU	GP	PADDY	IRR	661	4	2572.78				
486	Shivamogga	Sorab	TAVANANDI	GP	PADDY	IRR	391	4	3898.59				

Government of Karnataka
Directorate of Economics and Statistics
GP Level Average Yield data for Kharif season 2017-18

S.N	District	Taluk	Insurance Unit (hobli/ GP)	GP/HOBLI	Crop	IRR_RF	Area_Sown_Ha	No_CCE_Conducted	Average Yield(Kg/Ha)	Name_Of_Higher_Level	No_cce Conducted_Higher	Higher average Yield(Kg/Ha)	Synthetic Yield
487	Shivamogga	Sorab	THELAGUNDA	GP	PADDY	IRR	310	4	2763.11				
488	Shivamogga	Sorab	UDRI	GP	PADDY	IRR	323	4	3294.54				
489	Shivamogga	Sorab	ULAVI	GP	PADDY	IRR	368	4	3825.69				
490	Shivamogga	Sorab	AGASANAHALLI	GP	PADDY	RF	214	4	2355.83				
491	Shivamogga	Sorab	ANDIGE	GP	PADDY	RF	3	4	1435.85				
492	Shivamogga	Sorab	BENNURU	GP	PADDY	RF	561	4	2141.43				
493	Shivamogga	Sorab	BHARANGI	GP	PADDY	RF	3			Hobli Level	36	1429.58	
494	Shivamogga	Sorab	BILUVANI	GP	PADDY	RF	4	4	1649.04				
495	Shivamogga	Sorab	CHANDRAGUTTI	GP	PADDY	RF	667	4	2038.70				
496	Shivamogga	Sorab	CHITTURU	GP	PADDY	RF	85	4	3435.12				
497	Shivamogga	Sorab	DUGURU	GP	PADDY	RF	91	4	3826.56				
498	Shivamogga	Sorab	DYAVANAHALLI	GP	PADDY	RF	293	4	2644.87				
499	Shivamogga	Sorab	ENNEKOPPA	GP	PADDY	RF	93	4	1023.81				
500	Shivamogga	Sorab	GENDLA	GP	PADDY	RF	81	4	999.42				
501	Shivamogga	Sorab	GUDAVI	GP	PADDY	RF	204	4	3351.45				
502	Shivamogga	Sorab	HALESORABA	GP	PADDY	RF	75	4	2859.10				
503	Shivamogga	Sorab	HANCHI	GP	PADDY	RF	52	4	2749.78				
504	Shivamogga	Sorab	HARISHI	GP	PADDY	RF	472	4	2785.95				

Government of Karnataka
Directorate of Economics and Statistics
GP Level Average Yield data for Kharif season 2017-18

S.N	District	Taluk	Insurance Unit (hobli/ GP)	GP/HOBLI	Crop	IRR_RF	Area_Sown_Ha	No_CCE_Conducted	Average Yield(Kg/Ha)	Name_Of_Higher_Level	No_cce_Conducted_Higher	Higher average Yield(Kg/Ha)	Synthetic Yield
505	Shivamogga	Sorab	HECHHE	GP	PADDY	RF	357	4	2813.27				
506	Shivamogga	Sorab	HEGGODU	GP	PADDY	RF	109	4	3435.48				
507	Shivamogga	Sorab	HOSABALE	GP	PADDY	RF	185	4	3646.53				
508	Shivamogga	Sorab	HURULI	GP	PADDY	RF	44	4	993.12				
509	Shivamogga	Sorab	INDUVALLI	GP	PADDY	RF	118	4	3478.43				
510	Shivamogga	Sorab	JADE	GP	PADDY	RF	198	4	902.72				
511	Shivamogga	Sorab	KATUVALLI	GP	PADDY	RF	187	4	1876.24				
512	Shivamogga	Sorab	KODAKANI	GP	PADDY	RF	4	4	3548.64				
513	Shivamogga	Sorab	KUBTURU	GP	PADDY	RF	44	4	870.54				
514	Shivamogga	Sorab	KUPPAGADDE	GP	PADDY	RF	324	4	3169.39				
515	Shivamogga	Sorab	MAVALI	GP	PADDY	RF	10	4	602.51				
516	Shivamogga	Sorab	MUDIDODDIKOPPA	GP	PADDY	RF	194	4	968.92				
517	Shivamogga	Sorab	MUTUGUPPE	GP	PADDY	RF	179	4	3518.27				
518	Shivamogga	Sorab	NISARANI	GP	PADDY	RF	140	4	3497.56				
519	Shivamogga	Sorab	NYARSHI	GP	PADDY	RF	629	4	2458.16				
520	Shivamogga	Sorab	SAMANAVALI	GP	PADDY	RF	92	4	1077.80				
521	Shivamogga	Sorab	SHAKUNAVALLI	GP	PADDY	RF	254	4	397.58				
522	Shivamogga	Sorab	SHIGGA	GP	PADDY	RF	42	4	3506.60				

Government of Karnataka
Directorate of Economics and Statistics
GP Level Average Yield data for Kharif season 2017-18

S.N	District	Taluk	Insurance Unit (hobli/ GP)	GP/HOBLI	Crop	IRR_RF	Area_Sown_Ha	No_CCE_Conducted	Average Yield(Kg/Ha)	Name_Of_Higher_Level	No_cce_Conducted_Higher	Higher average Yield(Kg/Ha)	Synthetic Yield
523	Shivamogga	Sorab	TALAGADDE	GP	PADDY	RF	221	4	515.23				
524	Shivamogga	Sorab	TALLURU	GP	PADDY	RF	55	4	882.96				
525	Shivamogga	Sorab	TATTURU	GP	PADDY	RF	156	4	1668.13				
526	Shivamogga	Sorab	TAVANANDI	GP	PADDY	RF	68	4	4515.69				
527	Shivamogga	Sorab	THELAGUNDA	GP	PADDY	RF	121	4	1470.45				
528	Shivamogga	Sorab	UDRI	GP	PADDY	RF	477	4	1253.38				
529	Shivamogga	Sorab	ULAVI	GP	PADDY	RF	151	4	3719.77				
530	Shivamogga	Thirthalli	AGUMBE	GP	PADDY	IRR	28	4	3468.73				
531	Shivamogga	Thirthalli	ARAGA	GP	PADDY	IRR	171	4	3702.41				
532	Shivamogga	Thirthalli	ARALASURALI	GP	PADDY	IRR	115	4	3165.96				
533	Shivamogga	Thirthalli	AREHALLI	GP	PADDY	IRR	35	4	3856.66				
534	Shivamogga	Thirthalli	BANDYA	GP	PADDY	IRR	283	4	3895.12				
535	Shivamogga	Thirthalli	BASAVANI	GP	PADDY	IRR	122	4	3390.21				
536	Shivamogga	Thirthalli	BEJJAVALLI	GP	PADDY	IRR	282	4	3338.32				
537	Shivamogga	Thirthalli	BIDARAGODU	GP	PADDY	IRR	30	4	4064.73				
538	Shivamogga	Thirthalli	DEMLAPURA	GP	PADDY	IRR	183	4	3489.75				
539	Shivamogga	Thirthalli	DEVANGI	GP	PADDY	IRR	84	4	3288.10				
540	Shivamogga	Thirthalli	GUDDEKOPPA	GP	PADDY	IRR	92	4	3997.05				

97

Government of Karnataka
Directorate of Economics and Statistics
GP Level Average Yield data for Kharif season 2017-18

S.N	District	Taluk	Insurance Unit (hobli/ GP)	GP/HOBLI	Crop	IRR_IRF	Area_Sown_Ha	No_CCE_Conducted	Average Yield(Kg/Ha)	Name_Of_Higher_Level	No_cce_Conducted_Higher	Higher average Yield(Kg/Ha)	SyntheticYield
541	Shivamogga	Thirthalli	HADIGALLU	GP	PADDY	IRR	201	4	3608.38				
542	Shivamogga	Thirthalli	HANAGERE	GP	PADDY	IRR	57	4	4531.01				
543	Shivamogga	Thirthalli	HAROGOLIGE	GP	PADDY	IRR	62	4	4040.13				
544	Shivamogga	Thirthalli	HEDDURU	GP	PADDY	IRR	72	4	3122.29				
545	Shivamogga	Thirthalli	HEGGODU	GP	PADDY	IRR	75	4	4052.84				
546	Shivamogga	Thirthalli	HODALA (ARALAPURA)	GP	PADDY	IRR	107	4	4953.90				
547	Shivamogga	Thirthalli	HONNETHALU	GP	PADDY	IRR	24	4	3370.28				
548	Shivamogga	Thirthalli	HOSAHALLI	GP	PADDY	IRR	85	4	3628.92				
549	Shivamogga	Thirthalli	HUMCHADAKATTE	GP	PADDY	IRR	144	4	3089.14				
550	Shivamogga	Thirthalli	KANNANGI	GP	PADDY	IRR	136	4	5147.67				
551	Shivamogga	Thirthalli	KONANDURU	GP	PADDY	IRR	142	4	3282.47				
552	Shivamogga	Thirthalli	KUDUMALLIGE	GP	PADDY	IRR	186	4	3368.48				
553	Shivamogga	Thirthalli	MANDAGADDE	GP	PADDY	IRR	114	4	5003.42				
554	Shivamogga	Thirthalli	MEGARAVALLI	GP	PADDY	IRR	88	4	2833.62				
555	Shivamogga	Thirthalli	MELIGE	GP	PADDY	IRR	93	4	3266.24				
556	Shivamogga	Thirthalli	MELINAKURUVALLI	GP	PADDY	IRR	136	4	2820.39				
557	Shivamogga	Thirthalli	MULUBAGILU	GP	PADDY	IRR	66	4	3751.32				
558	Shivamogga	Thirthalli	NALURU (KOLAGI)	GP	PADDY	IRR	29	4	3155.98				

Government of Karnataka
Directorate of Economics and Statistics
GP Level Average Yield data for Kharif season 2017-18

S.N	District	Taluk	Insurance Unit (hobli/ GP)	GP/HOBLI	Crop	IRR_RF	Area_Sown_Ha	No_CCE_Conducted	Average Yield(Kg/Ha)	Name_Of_Higher_Level	No_cce Conducted_Higher	Higher average Yield(Kg/Ha)	Synthetic Yield
559	Shivamogga	Thirthalli	NERATURU	GP	PADDY	IRR	157	4	3522.80				
560	Shivamogga	Thirthalli	NONABURU	GP	PADDY	IRR	77	4	3036.59				
561	Shivamogga	Thirthalli	SALGADI	GP	PADDY	IRR	173	4	3359.53				
562	Shivamogga	Thirthalli	SALURU	GP	PADDY	IRR	57	4	4183.90				
563	Shivamogga	Thirthalli	SHEDGARU	GP	PADDY	IRR	75	4	3750.88				
564	Shivamogga	Thirthalli	SHINGANABIDARE	GP	PADDY	IRR	129	4	5167.74				
565	Shivamogga	Thirthalli	THIRTHAMUTTHURU	GP	PADDY	IRR	30	4	2972.31				
566	Shivamogga	Thirthalli	THRIYAMBAKAPURA	GP	PADDY	IRR	101	4	3498.84				
567	Shivamogga	Thirthalli	THUDURU	GP	PADDY	IRR	177	4	3680.63				
568	Shivamogga	Thirthalli	AGUMBE	GP	PADDY	RF	192	4	3124.88				
569	Shivamogga	Thirthalli	ARAGA	GP	PADDY	RF	295	4	4095.23				
570	Shivamogga	Thirthalli	ARALASURALI	GP	PADDY	RF	206	4	3299.73				
571	Shivamogga	Thirthalli	AREHALLI	GP	PADDY	RF	429	4	2955.80				
572	Shivamogga	Thirthalli	BANDYA	GP	PADDY	RF	72	4	3903.79				
573	Shivamogga	Thirthalli	BASAVANI	GP	PADDY	RF	168	4	3453.71				
574	Shivamogga	Thirthalli	BEJJAVALLI	GP	PADDY	RF	300	4	4619.28				
575	Shivamogga	Thirthalli	BIDARAGODU	GP	PADDY	RF	411	4	3095.10				
576	Shivamogga	Thirthalli	DEMLAPURA	GP	PADDY	RF	208	4	3573.87				

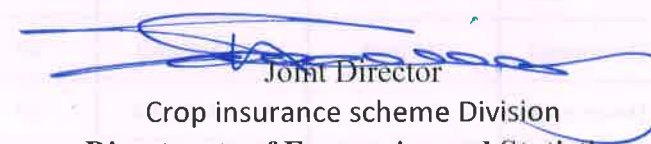
Government of Karnataka
Directorate of Economics and Statistics
GP Level Average Yield data for Kharif season 2017-18

S.N	District	Taluk	Insurance Unit (hobli/ GP)	GP/HOBLI	Crop	IRR_RF	Area_Sown_Ha	No_CCE_Conducted	Average Yield(Kg/Ha)	Name_Of_Higher_Level	No_cce Conducted_Higher	Higher average Yield(Kg/Ha)	SyntheticYield
577	Shivamogga	Thirthalli	DEVANGI	GP	PADDY	RF	179	4	3666.37				
578	Shivamogga	Thirthalli	GUDEKOPPA	GP	PADDY	RF	255	4	3120.62				
579	Shivamogga	Thirthalli	HADIGALLU	GP	PADDY	RF	307	4	4067.97				
580	Shivamogga	Thirthalli	HANAGERE	GP	PADDY	RF	130	4	7442.05				
581	Shivamogga	Thirthalli	HAROGOLIGE	GP	PADDY	RF	212	4	3645.17				
582	Shivamogga	Thirthalli	HEDDURU	GP	PADDY	RF	264	4	3237.50				
583	Shivamogga	Thirthalli	HEGGODU	GP	PADDY	RF	345	4	3599.10				
584	Shivamogga	Thirthalli	HODALA (ARALAPURA)	GP	PADDY	RF	92	4	3548.64				
585	Shivamogga	Thirthalli	HONNETHALU	GP	PADDY	RF	276	4	1942.50				
586	Shivamogga	Thirthalli	HOSAHALLI	GP	PADDY	RF	274	4	2573.19				
587	Shivamogga	Thirthalli	HUMCHADAKATTE	GP	PADDY	RF	372	4	3290.50				
588	Shivamogga	Thirthalli	KANNANGI	GP	PADDY	RF	392	4	4639.72				
589	Shivamogga	Thirthalli	KONANDURU	GP	PADDY	RF	99	4	3793.33				
590	Shivamogga	Thirthalli	KUDUMALLIGE	GP	PADDY	RF	147	4	3817.73				
591	Shivamogga	Thirthalli	MANDAGADDE	GP	PADDY	RF	53	4	3884.43				
592	Shivamogga	Thirthalli	MEGARAVALLI	GP	PADDY	RF	31	4	1986.10				
593	Shivamogga	Thirthalli	MELIGE	GP	PADDY	RF	123	4	3969.10				
594	Shivamogga	Thirthalli	MELINAKURUVALLI	GP	PADDY	RF	169	4	4152.66				

8

Government of Karnataka
Directorate of Economics and Statistics
GP Level Average Yield data for Kharif season 2017-18

S.N	District	Taluk	Insurance Unit (hobli/ GP)	GP/HOBLI	Crop	IRR_RF	Area_Sown_Ha	No_CCE_Conducted	Average Yield(Kg/Ha)	Name_Of_Higher_Level	No_cce Conducted_Higher	Higher average Yield(Kg/Ha)	Synthetic Yield
595	Shivamogga	Thirthalli	MULUBAGILU	GP	PADDY	RF	179	4	3893.97				
596	Shivamogga	Thirthalli	NALURU (KOLAGI)	GP	PADDY	RF	98	4	3481.21				
597	Shivamogga	Thirthalli	NERATURU	GP	PADDY	RF	281	4	4133.26				
598	Shivamogga	Thirthalli	NONABURU	GP	PADDY	RF	311	4	2860.65				
599	Shivamogga	Thirthalli	SALGADI	GP	PADDY	RF	141	4	3637.27				
600	Shivamogga	Thirthalli	SALURU	GP	PADDY	RF	369	4	3529.30				
601	Shivamogga	Thirthalli	SHEDGARU	GP	PADDY	RF	233	4	2978.75				
602	Shivamogga	Thirthalli	SHINGANABIDARE	GP	PADDY	RF	103	4	5087.51				
603	Shivamogga	Thirthalli	THIRTHAMUTTHURU	GP	PADDY	RF	309	4	3141.82				
604	Shivamogga	Thirthalli	THRIYAMBAKAPURA	GP	PADDY	RF	345	4	4582.92				
605	Shivamogga	Thirthalli	THUDURU	GP	PADDY	RF	192	4	5258.94				


Joint Director
Crop insurance scheme Division
Directorate of Economics and Statistics



Government of Karnataka
Directorate of Economics and Statistics
GP Level Average Yield data for Kharif season 2017-18

S.N	District	Taluk	Insurance Unit (hobli/ GP)	GP/HOBLI	Crop	IRR_RF	Area_Sown_Ha	No_CCE_Conducted	Average Yield(Kg/Ha)	Name_Of_Higher_Level	No_cce_Conducted_Higher	Higher average Yield(Kg/Ha)	Synthetic Yield
1	Tumakuru	Chiknayakanahalli	KANDIKERE	GP	Pigeon pea (red gram/arhar/tur)	RF	17	4	604.90				
2	Tumakuru	Chiknayakanahalli	KENKERE	GP	Pigeon pea (red gram/arhar/tur)	RF	8	4	250.31				
3	Tumakuru	Chiknayakanahalli	KORAGERE	GP	Pigeon pea (red gram/arhar/tur)	RF	41	4	331.73				
4	Tumakuru	Chiknayakanahalli	MALLIGERE	GP	Pigeon pea (red gram/arhar/tur)	RF	33	4	328.90				
5	Tumakuru	Chiknayakanahalli	MUDDENAHALLI	GP	Pigeon pea (red gram/arhar/tur)	RF	28					293.00	Y
6	Tumakuru	Chiknayakanahalli	SHETTIKERE	GP	Pigeon pea (red gram/arhar/tur)	RF	26	4	299.88				
7	Tumakuru	Chiknayakanahalli	YALANADU	GP	Pigeon pea (red gram/arhar/tur)	RF	20					403.00	Y
8	Tumakuru	Gubbi	ANKASANDRA	GP	GROUNDNUT	RF	21	8	688.95				
9	Tumakuru	Gubbi	ADAGUR	GP	PADDY	IRR	1	4	5266.33				
10	Tumakuru	Gubbi	EDAGUR	GP	PADDY	IRR	19	4	3249.89				
11	Tumakuru	Gubbi	KADABA	GP	PADDY	IRR	0			Hobli Level	2	2842.67	
12	Tumakuru	Gubbi	M.H.PATNA	GP	PADDY	IRR	2	4	4793.92				
13	Tumakuru	Gubbi	MARASHETTIHALLI	GP	PADDY	IRR	5			Hobli Level	2	2842.67	
14	Tumakuru	Gubbi	MOGANAYAKANAKOTE	GP	PADDY	IRR	0			Taluk Level	14	4208.99	
15	Tumakuru	Gubbi	NALLUR	GP	PADDY	IRR	0			Taluk Level	14	4208.99	

(3)

Government of Karnataka
Directorate of Economics and Statistics

GP Level Average Yield data for Kharif season 2017-18

S.N	District	Taluk	Insurance Unit (hobli/ GP)	GP/HOBLI	Crop	IRR_RF	Area_Sown_Ha	No_CCE_Conducted	Average Yield(Kg/Ha)	Name_Of_Higher_Level	No_cce Conducted_Higher	Higher average Yield(Kg/Ha)	Synthetic Yield
16	Tumakuru	Gubbi	NITTUR	GP	PADDY	IRR	0			Taluk Level	14	4208.99	
17	Tumakuru	Gubbi	PEDDANAHALLI	GP	PADDY	IRR	0			Hobli Level	2	2842.67	
18	Tumakuru	Koratagere	AGRAHARA	GP	GROUNDNUT	RF	88	8	1057.91				
19	Tumakuru	Koratagere	AKKIRAMPURA	GP	GROUNDNUT	RF	28	8	985.89				
20	Tumakuru	Koratagere	ARASAPURA	GP	GROUNDNUT	RF	58	8	410.65				
21	Tumakuru	Koratagere	B.D.PURA	GP	GROUNDNUT	RF	50	8	470.22				
22	Tumakuru	Koratagere	BOODAGAVI	GP	GROUNDNUT	RF	293			Hobli Level	39	1032.78	
23	Tumakuru	Koratagere	BUKKAPATNA	GP	GROUNDNUT	RF	201	8	1168.41				
24	Tumakuru	Koratagere	BYCHAPURA	GP	GROUNDNUT	RF	102			Hobli Level	58	707.82	
25	Tumakuru	Koratagere	CHINNAHALLI	GP	GROUNDNUT	RF	50	8	615.55				
26	Tumakuru	Koratagere	DODDASAGGERE	GP	GROUNDNUT	RF	101	8	817.26				
27	Tumakuru	Koratagere	HANCHIHALLI	GP	GROUNDNUT	RF	415	8	643.67				
28	Tumakuru	Koratagere	HOLAVANAHALLI	GP	GROUNDNUT	RF	52			Hobli Level	58	707.82	
29	Tumakuru	Koratagere	HULIKUNTE	GP	GROUNDNUT	RF	345			Hobli Level	132	921.69	
30	Tumakuru	Koratagere	KOLALA	GP	GROUNDNUT	RF	29	8	712.19				
31	Tumakuru	Koratagere	KURAMKOTE	GP	GROUNDNUT	RF	90	8	1262.45				

(Signature)

Government of Karnataka
Directorate of Economics and Statistics
GP Level Average Yield data for Kharif season 2017-18

S.N	District	Taluk	Insurance Unit (hobli/ GP)	GP/HOBLI	Crop	IRR_RF	Area_Sown_Ha	No_CCE_Conducted	Average Yield(Kg/Ha)	Name_Of_Higher_Level	No_cce_Conducted_Higher	Higher average Yield(Kg/Ha)	Synthetic Yield
32	Tumakuru	Koratagere	KYAMENAHALLI	GP	GROUNDNUT	RF	88	8	377.57				
33	Tumakuru	Koratagere	MAVATHUR	GP	GROUNDNUT	RF	22	8	757.17				
34	Tumakuru	Koratagere	NEELAGONDANAHALLI	GP	GROUNDNUT	RF	164	8	588.61				
35	Tumakuru	Koratagere	PATHAGANAHALLI	GP	GROUNDNUT	RF	83	8	772.93				
36	Tumakuru	Koratagere	THEETHA	GP	GROUNDNUT	RF	210	8	790.13				
37	Tumakuru	Koratagere	THOVINAKERE	GP	GROUNDNUT	RF	35	8	661.97				
38	Tumakuru	Koratagere	THUMBADI	GP	GROUNDNUT	RF	261	8	1417.69				
39	Tumakuru	Koratagere	VADDAGERE	GP	GROUNDNUT	RF	525	8	664.97				
40	Tumakuru	Koratagere	VAJJANAKURIKE	GP	GROUNDNUT	RF	154	8	732.73				
41	Tumakuru	Koratagere	YELERAMPURA	GP	GROUNDNUT	RF	130	8	690.58				
42	Tumakuru	Koratagere	AGRAHARA	GP	Maize (Makka)	IRR	12	4	2745.36				
43	Tumakuru	Koratagere	AKKIRAMPURA	GP	Maize (Makka)	IRR	23	4	4966.57				
44	Tumakuru	Koratagere	ARASAPURA	GP	Maize (Makka)	IRR	41	4	5022.55				
45	Tumakuru	Koratagere	BUKKAPATNA	GP	Maize (Makka)	IRR	15	4	1799.88				
46	Tumakuru	Koratagere	BYCHAPURA	GP	Maize (Makka)	IRR	28	4	5103.97				
47	Tumakuru	Koratagere	DODDASAGGERE	GP	Maize (Makka)	IRR	20	4	4777.58				
48	Tumakuru	Koratagere	KYAMENAHALLI	GP	Maize (Makka)	IRR	38	4	3266.95				
49	Tumakuru	Koratagere	VAJJANAKURIKE	GP	Maize (Makka)	IRR	5	4	3612.52				

**Government of Karnataka
Directorate of Economics and Statistics**

GP Level Average Yield data for Kharif season 2017-18

S.N	District	Taluk	Insurance Unit (hobli/ GP)	GP/HOBLI	Crop	IRR_RF	Area_Sown_Ha	No_CCE_Conducted	Average Yield(Kg/Ha)	Name_Of_Higher_Level	No_cce Conducted_Higher	Higher average Yield(Kg/Ha)	Synthetic Yield
50	Tumakuru	Koratagere	AGRAHARA	GP	Maize (Makka)	RF	372	4	2587.02				
51	Tumakuru	Koratagere	AKKIRAMPURA	GP	Maize (Makka)	RF	390	4	4613.14				
52	Tumakuru	Koratagere	ARASAPURA	GP	Maize (Makka)	RF	801	4	3079.79				
53	Tumakuru	Koratagere	B.D.PURA	GP	Maize (Makka)	RF	300	4	2995.92				
54	Tumakuru	Koratagere	BOODAGAVI	GP	Maize (Makka)	RF	125	4	2617.17				
55	Tumakuru	Koratagere	BUKKAPATNA	GP	Maize (Makka)	RF	378	4	4502.62				
56	Tumakuru	Koratagere	BYCHAPURA	GP	Maize (Makka)	RF	509	4	4560.72				
57	Tumakuru	Koratagere	CHINNAHALI	GP	Maize (Makka)	RF	700	4	3341.20				
58	Tumakuru	Koratagere	DODDASAGGERE	GP	Maize (Makka)	RF	900	4	2380.30				
59	Tumakuru	Koratagere	HANCHIHALLI	GP	Maize (Makka)	RF	538	4	3493.51				
60	Tumakuru	Koratagere	HOLAVANAHALLI	GP	Maize (Makka)	RF	528	4	4497.81				
61	Tumakuru	Koratagere	HULIKUNTE	GP	Maize (Makka)	RF	370			Hobli Level	62	3410.02	
62	Tumakuru	Koratagere	KOLALA	GP	Maize (Makka)	RF	410	4	3465.10				
63	Tumakuru	Koratagere	KURAMKOTE	GP	Maize (Makka)	RF	70	4	2044.46				
64	Tumakuru	Koratagere	KYAMENAHALLI	GP	Maize (Makka)	RF	300	4	1766.62				
65	Tumakuru	Koratagere	MAVATHUR	GP	Maize (Makka)	RF	400	4	2065.43				
66	Tumakuru	Koratagere	NEELAGONDANAHALLI	GP	Maize (Makka)	RF	308	4	1921.27				
67	Tumakuru	Koratagere	PATHAGANAHALLI	GP	Maize (Makka)	RF	340	4	1659.16				

Government of Karnataka
Directorate of Economics and Statistics
GP Level Average Yield data for Kharif season 2017-18

S.N	District	Taluk	Insurance Unit (hobli/ GP)	GP/HOBLI	Crop	IRR_RF	Area_Sown_Ha	No_CCE_Conducted	Average Yield(Kg/Ha)	Name_Of_Higher_Level	No_cce_Conducted_Higher	Higher average Yield(Kg/Ha)	Synthetic Yield
68	Tumakuru	Koratagere	THEETHA	GP	Maize (Makka)	RF	235	4	2387.82				
69	Tumakuru	Koratagere	THOVINAKERE	GP	Maize (Makka)	RF	41	4	2953.98				
70	Tumakuru	Koratagere	THUMBADI	GP	Maize (Makka)	RF	211	4	3579.37				
71	Tumakuru	Koratagere	VADDAGERE	GP	Maize (Makka)	RF	420	4	1345.92				
72	Tumakuru	Koratagere	VAJJANAKURIKE	GP	Maize (Makka)	RF	150	4	2331.03				
73	Tumakuru	Koratagere	YELERAMPURA	GP	Maize (Makka)	RF	301	4	1582.58				
74	Tumakuru	Koratagere	AGRAHARA	GP	PADDY	IRR	34	4	3335.61				
75	Tumakuru	Koratagere	BOODAGAVI	GP	PADDY	IRR	57	4	4042.18				
76	Tumakuru	Koratagere	BUKKAPATNA	GP	PADDY	IRR	54	4	3411.89				
77	Tumakuru	Koratagere	CHINNAHALLI	GP	PADDY	IRR	0			Taluk Level	30	4054.33	
78	Tumakuru	Koratagere	HANCHIHALLI	GP	PADDY	IRR	9	4	4153.09				
79	Tumakuru	Koratagere	HULIKUNTE	GP	PADDY	IRR	64			Hobli Level	30	4565.77	
80	Tumakuru	Koratagere	KURAMKOTE	GP	PADDY	IRR	10	4	3646.27				
81	Tumakuru	Koratagere	THOVINAKERE	GP	PADDY	IRR	17	4	4403.67				
82	Tumakuru	Koratagere	THUMBADI	GP	PADDY	IRR	40	4	4806.24				
83	Tumakuru	Kunigal	AMRUTHUR	GP	PADDY	IRR	627	4	4099.68				
84	Tumakuru	Kunigal	BAGENAHALLI	GP	PADDY	IRR	24	4	5606.46				
85	Tumakuru	Kunigal	BEGUR	GP	PADDY	IRR	19	4	4284.54				



Government of Karnataka
Directorate of Economics and Statistics
GP Level Average Yield data for Kharif season 2017-18

S.N	District	Taluk	Insurance Unit (hobli/ GP)	GP/HOBLI	Crop	IRR_RF	Area_Sown_Ha	No_CCE_Conducted	Average Yield(Kg/Ha)	Name_Of_Higher_Level	No_cce Conducted_Higher	Higher average Yield(Kg/Ha)	Synthetic Yield
86	Tumakuru	Kunigal	BHAKTHARAHALLI	GP	PADDY	IRR	10	4	6231.68				
87	Tumakuru	Kunigal	BILIDEVALAYA	GP	PADDY	IRR	9	4	5208.82				
88	Tumakuru	Kunigal	D.HOSAHALLI	GP	PADDY	IRR	44	4	3753.39				
89	Tumakuru	Kunigal	H.DURGA	GP	PADDY	IRR	17	4	4985.45				
90	Tumakuru	Kunigal	HERUR	GP	PADDY	IRR	36	4	5384.88				
91	Tumakuru	Kunigal	HUTHARIDURGA	GP	PADDY	IRR	25	4	4480.65				
92	Tumakuru	Kunigal	JINNAGARA	GP	PADDY	IRR	58	4	2524.87				
93	Tumakuru	Kunigal	KAGGERF	GP	PADDY	IRR	22	4	5391.75				
94	Tumakuru	Kunigal	KITHNAMANGALA	GP	PADDY	IRR	26	4	5442.97				
95	Tumakuru	Kunigal	KODAVATHI	GP	PADDY	IRR	40	4	4144.87				
96	Tumakuru	Kunigal	KODIGEHALI	GP	PADDY	IRR	62	4	4157.26				
97	Tumakuru	Kunigal	KOPPA	GP	PADDY	IRR	143	4	4956.59				
98	Tumakuru	Kunigal	KOTHAGERE	GP	PADDY	IRR	48	4	4969.33				
99	Tumakuru	Kunigal	MADIKEHALI	GP	PADDY	IRR	119	4	3988.77				
100	Tumakuru	Kunigal	MARKONAHALLI	GP	PADDY	IRR	55	4	2535.72				
101	Tumakuru	Kunigal	NADEMAVINAPURA	GP	PADDY	IRR	18	4	5332.06				
102	Tumakuru	Kunigal	NAGASANDRA	GP	PADDY	IRR	89	4	3925.51				
103	Tumakuru	Kunigal	NIDASALE	GP	PADDY	IRR	14	4	6736.96				

9/1

Government of Karnataka
Directorate of Economics and Statistics
GP Level Average Yield data for Kharif season 2017-18

S.N	District	Taluk	Insurance Unit (hobli/ GP)	GP/HOBLI	Crop	IRR_RF	Area_Sown_Ha	No_CCE_Conducted	Average Yield(Kg/Ha)	Name_Of_Higher_Level	No_cce_Conducted_Higher	Higher average Yield(Kg/Ha)	SyntheticYield
104	Tumakuru	Kunigal	PADUVAGERE	GP	PADDY	IRR	11	4	3557.44				
105	Tumakuru	Kunigal	THEREDAKUPPE	GP	PADDY	IRR	8	4	5126.66				
106	Tumakuru	Kunigal	YADAVANI	GP	PADDY	IRR	48			Hobli Level	23	3322.92	
107	Tumakuru	Kunigal	YADIYUR	GP	PADDY	IRR	27	4	3725.05				
108	Tumakuru	Madhugiri	BADAVANAHALLI	GP	GROUNDNUT	RF	90	8	961.46				
109	Tumakuru	Madhugiri	BEDATHUR	GP	GROUNDNUT	RF	399	8	465.09				
110	Tumakuru	Madhugiri	BIJAVARA	GP	GROUNDNUT	RF	139	8	457.36				
111	Tumakuru	Madhugiri	BRAHMASAMUDRA	GP	GROUNDNUT	RF	208	8	407.06				
112	Tumakuru	Madhugiri	BYALYA	GP	GROUNDNUT	RF	74	8	615.92				
113	Tumakuru	Madhugiri	CHANDRAGIRI	GP	GROUNDNUT	RF	108	8	891.06				
114	Tumakuru	Madhugiri	CHIKKADALAVATTA	GP	GROUNDNUT	RF	408	8	453.20				
115	Tumakuru	Madhugiri	CHIKKAMALUR	GP	GROUNDNUT	RF	1			Hobli Level	54	476.66	
116	Tumakuru	Madhugiri	CHINAKAVAJRA	GP	GROUNDNUT	RF	251	8	936.67				
117	Tumakuru	Madhugiri	CHINNENAHALLI	GP	GROUNDNUT	RF	458	8	323.95				
118	Tumakuru	Madhugiri	D.V.HALLI	GP	GROUNDNUT	RF	314	8	898.47				
119	Tumakuru	Madhugiri	DABBEGHATTA	GP	GROUNDNUT	RF	185	8	593.89				
120	Tumakuru	Madhugiri	DODDAMALUR	GP	GROUNDNUT	RF	13	8	405.99				
121	Tumakuru	Madhugiri	DODDAYALKUR	GP	GROUNDNUT	RF	232	8	508.71				

Government of Karnataka
Directorate of Economics and Statistics
GP Level Average Yield data for Kharif season 2017-18

S.N	District	Taluk	Insurance Unit (hobli/ GP)	GP/HOBLI	Crop	IRR_RF	Area_Sown_Ha	No_CCE_Conducted	Average Yield(Kg/Ha)	Name_Of_Higher_Level	No_cce Conducted_Higher	Higher average Yield(Kg/Ha)	Synthetic Yield
122	Tumakuru	Madhugiri	DODDERI	GP	GROUNDNUT	RF	171	8	917.75				
123	Tumakuru	Madhugiri	GANJALAGUNTE	GP	GROUNDNUT	RF	250	8	807.33				
124	Tumakuru	Madhugiri	GARANI	GP	GROUNDNUT	RF	595	8	440.87				
125	Tumakuru	Madhugiri	GONDIHALLI	GP	GROUNDNUT	RF	95	8	530.18				
126	Tumakuru	Madhugiri	HOSAKERE	GP	GROUNDNUT	RF	319	8	636.40				
127	Tumakuru	Madhugiri	I.D.HALLI	GP	GROUNDNUT	RF	429	8	551.63				
128	Tumakuru	Madhugiri	KADAGATHUR	GP	GROUNDNUT	RF	12	8	487.65				
129	Tumakuru	Madhugiri	KAIIDFVAPIURA	GP	GROUNDNUT	RF	18	8	563.39				
130	Tumakuru	Madhugiri	KAVANADALA	GP	GROUNDNUT	RF	69	8	1049.46				
131	Tumakuru	Madhugiri	KODAGADALA	GP	GROUNDNUT	RF	59	8	638.89				
132	Tumakuru	Madhugiri	KODIGENAHALLI	GP	GROUNDNUT	RF	22	8	293.39				
133	Tumakuru	Madhugiri	KODLAPURA	GP	GROUNDNUT	RF	26	8	632.76				
134	Tumakuru	Madhugiri	KONDAVADI	GP	GROUNDNUT	RF	38	8	593.75				
135	Tumakuru	Madhugiri	KOTAGARALAHALLI	GP	GROUNDNUT	RF	220	8	547.18				
136	Tumakuru	Madhugiri	MARUVEKERE	GP	GROUNDNUT	RF	200	8	405.87				
137	Tumakuru	Madhugiri	MIDIGESHI	GP	GROUNDNUT	RF	353	8	744.43				
138	Tumakuru	Madhugiri	MUDDENAHALLI	GP	GROUNDNUT	RF	85	8	513.99				
139	Tumakuru	Madhugiri	NERALEKERE	GP	GROUNDNUT	RF	360	8	662.05				

Government of Karnataka
Directorate of Economics and Statistics
GP Level Average Yield data for Kharif season 2017-18

S.N	District	Taluk	Insurance Unit (hobli/ GP)	GP/HOBLI	Crop	IRR_RF	Area_Sown_Ha	No_CCE_Conducted	Average Yield(Kg/Ha)	Name_Of_Higher_Level	No_cce Conducted_Higher	Higher average Yield(Kg/Ha)	Synthetic Yield
140	Tumakuru	Madhugiri	PURAVARA	GP	GROUNDNUT	RF	77	8	350.45				
141	Tumakuru	Madhugiri	RANGAPURA	GP	GROUNDNUT	RF	96	8	824.71				
142	Tumakuru	Madhugiri	RANTAVALLALU	GP	GROUNDNUT	RF	322	8	873.46				
143	Tumakuru	Madhugiri	REDDIHALLI	GP	GROUNDNUT	RF	349	8	578.91				
144	Tumakuru	Madhugiri	SAJJEHOSAHALLI	GP	GROUNDNUT	RF	350	8	1018.91				
145	Tumakuru	Madhugiri	SIDDAPURA	GP	GROUNDNUT	RF	350	8	644.88				
146	Tumakuru	Madhugiri	SINGANAHALLI	GP	GROUNDNUT	RF	84	8	441.59				
147	Tumakuru	Madhugiri	BEDATHUR	GP	Maize (Makka)	IRR	30	4	3515.78				
148	Tumakuru	Madhugiri	BIJAVARA	GP	Maize (Makka)	IRR	69	4	2457.84				
149	Tumakuru	Madhugiri	BRAHMASAMUDRA	GP	Maize (Makka)	IRR	30	4	4958.94				
150	Tumakuru	Madhugiri	BYALYA	GP	Maize (Makka)	IRR	158	4	3277.12				
151	Tumakuru	Madhugiri	CHIKKADALAVATTA	GP	Maize (Makka)	IRR	167	4	5292.25				
152	Tumakuru	Madhugiri	CHIKKAMALUR	GP	Maize (Makka)	IRR	131	4	2917.52				
153	Tumakuru	Madhugiri	DODDAMALUR	GP	Maize (Makka)	IRR	4	4	4666.34				
154	Tumakuru	Madhugiri	DODDAYALKUR	GP	Maize (Makka)	IRR	123	4	5740.06				
155	Tumakuru	Madhugiri	GANJALAGUNTE	GP	Maize (Makka)	IRR	55	4	2127.08				
156	Tumakuru	Madhugiri	GARANI	GP	Maize (Makka)	IRR	37	4	5361.62				
157	Tumakuru	Madhugiri	GONDIHALLI	GP	Maize (Makka)	IRR	106	4	4411.90				

**Government of Karnataka
Directorate of Economics and Statistics**

GP Level Average Yield data for Kharif season 2017-18

S.N	District	Taluk	Insurance Unit (hobli/ GP)	GP/HOBLI	Crop	IRR_RF	Area_Sown_Ha	No_CCE_Conducted	Average Yield(Kg/Ha)	Name_Of_Higher_Level	No_cce Conducted_Higher	Higher average Yield(Kg/Ha)	Synthetic Yield
158	Tumakuru	Madhugiri	HOSAKERE	GP	Maize (Makka)	IRR	10	4	4317.76				
159	Tumakuru	Madhugiri	I.D.HALLI	GP	Maize (Makka)	IRR	51	4	5279.53				
160	Tumakuru	Madhugiri	KADAGATHUR	GP	Maize (Makka)	IRR	41	4	2900.56				
161	Tumakuru	Madhugiri	KALIDEVAPURA	GP	Maize (Makka)	IRR	118	4	2456.77				
162	Tumakuru	Madhugiri	KAVANADALA	GP	Maize (Makka)	IRR	6	4	2834.41				
163	Tumakuru	Madhugiri	KODAGADALA	GP	Maize (Makka)	IRR	43	4	3796.68				
164	Tumakuru	Madhugiri	KODIGENAHALLI	GP	Maize (Makka)	IRR	79	4	2808.96				
165	Tumakuru	Madhugiri	KODI APIJRA	GP	Maize (Makka)	IRR	22	4	5394.02				
166	Tumakuru	Madhugiri	KONDAVADI	GP	Maize (Makka)	IRR	101	4	5205.74				
167	Tumakuru	Madhugiri	KOTAGARALAHALLI	GP	Maize (Makka)	IRR	4	4	3182.98				
168	Tumakuru	Madhugiri	MARUVEKERE	GP	Maize (Makka)	IRR	75	4	2274.65				
169	Tumakuru	Madhugiri	MUDDENAHALLI	GP	Maize (Makka)	IRR	38	4	2956.63				
170	Tumakuru	Madhugiri	PURAVARA	GP	Maize (Makka)	IRR	64	4	3134.64				
171	Tumakuru	Madhugiri	SIDDAPURA	GP	Maize (Makka)	IRR	67	4	4946.22				
172	Tumakuru	Madhugiri	SINGANAHALLI	GP	Maize (Makka)	IRR	117	4	2295.00				
173	Tumakuru	Madhugiri	BADAVANAHALLI	GP	Maize (Makka)	RF	19	4	1011.16				
174	Tumakuru	Madhugiri	BEDATHUR	GP	Maize (Makka)	RF	84	4	2524.12				
175	Tumakuru	Madhugiri	BIJAVARA	GP	Maize (Makka)	RF	143	4	833.51				

Government of Karnataka
Directorate of Economics and Statistics
GP Level Average Yield data for Kharif season 2017-18

S.N	District	Taluk	Insurance Unit (hobli/ GP)	GP/HOBLI	Crop	IRR RF	Area_Sown_Ha	No_CCE_Conducted	Average Yield(Kg/Ha)	Name_Of_Higher_Level	No_cce_Conducted_Higher	Higher average Yield(Kg/Ha)	Synthetic Yield
176	Tumakuru	Madhugiri	BRAHMASAMUDRA	GP	Maize (Makka)	RF	69	4	2694.49				
177	Tumakuru	Madhugiri	BYALYA	GP	Maize (Makka)	RF	257	4	3688.58				
178	Tumakuru	Madhugiri	CHANDRAGIRI	GP	Maize (Makka)	RF	137	4	1252.37				
179	Tumakuru	Madhugiri	CHIKKADALAVATTA	GP	Maize (Makka)	RF	213	4	2771.95				
180	Tumakuru	Madhugiri	CHIKKAMALUR	GP	Maize (Makka)	RF	362	4	2882.63				
181	Tumakuru	Madhugiri	CHINAKAVAJRA	GP	Maize (Makka)	RF	27	4	2112.61				
182	Tumakuru	Madhugiri	CHINNENAHALLI	GP	Maize (Makka)	RF	31	4	1504.51				
183	Tumakuru	Madhugiri	D.V.HALLI	GP	Maize (Makka)	RF	144	4	2377.60				
184	Tumakuru	Madhugiri	DABBEGHATTA	GP	Maize (Makka)	RF	108	4	1619.84				
185	Tumakuru	Madhugiri	DODDAMALUR	GP	Maize (Makka)	RF	272	4	1265.70				
186	Tumakuru	Madhugiri	DODDAYALKUR	GP	Maize (Makka)	RF	129	4	1645.50				
187	Tumakuru	Madhugiri	DODDERI	GP	Maize (Makka)	RF	159	4	3187.26				
188	Tumakuru	Madhugiri	GANJALAGUNTE	GP	Maize (Makka)	RF	195	4	1360.35				
189	Tumakuru	Madhugiri	GARANI	GP	Maize (Makka)	RF	20	4	3396.95				
190	Tumakuru	Madhugiri	GONDIHALLI	GP	Maize (Makka)	RF	324	4	1997.28				
191	Tumakuru	Madhugiri	HOSAKERE	GP	Maize (Makka)	RF	77	4	2678.77				
192	Tumakuru	Madhugiri	I.D.HALLI	GP	Maize (Makka)	RF	100	4	3626.45				
193	Tumakuru	Madhugiri	KADAGATHUR	GP	Maize (Makka)	RF	283	4	2248.90				

9

Government of Karnataka
Directorate of Economics and Statistics
GP Level Average Yield data for Kharif season 2017-18

S.N	District	Taluk	Insurance Unit (hobli/ GP)	GP/HOBLI	Crop	IRR_RF	Area_Sown_Ha	No_CCE_Conducted	Average Yield(Kg/Ha)	Name_Of_Higher_Level	No_cce Conducted_Higher	Higher average Yield(Kg/Ha)	Synthetic Yield
194	Tumakuru	Madhugiri	KALIDEVAPURA	GP	Maize (Makka)	RF	393	4	1315.79				
195	Tumakuru	Madhugiri	KAVANADALA	GP	Maize (Makka)	RF	36	4	3690.51				
196	Tumakuru	Madhugiri	KODAGADALA	GP	Maize (Makka)	RF	189	4	2414.04				
197	Tumakuru	Madhugiri	KODIGENAHALLI	GP	Maize (Makka)	RF	361	4	5671.54				
198	Tumakuru	Madhugiri	KODLAPURA	GP	Maize (Makka)	RF	475	4	2755.47				
199	Tumakuru	Madhugiri	KONDAVADI	GP	Maize (Makka)	RF	593	4	3785.96				
200	Tumakuru	Madhugiri	MARUVEKERE	GP	Maize (Makka)	RF	179	4	731.29				
201	Tumakuru	Madhugiri	MIDIGESHI	GP	Maize (Makka)	RF	26	4	2395.69				
202	Tumakuru	Madhugiri	MUDDENAHALLI	GP	Maize (Makka)	RF	360	4	3292.10				
203	Tumakuru	Madhugiri	NERALEKERE	GP	Maize (Makka)	RF	23	4	1457.60				
204	Tumakuru	Madhugiri	PURAVARA	GP	Maize (Makka)	RF	273	4	2458.59				
205	Tumakuru	Madhugiri	RANGAPURA	GP	Maize (Makka)	RF	25	4	1471.40				
206	Tumakuru	Madhugiri	RANTAVALLU	GP	Maize (Makka)	RF	102	4	879.04				
207	Tumakuru	Madhugiri	SIDDAPURA	GP	Maize (Makka)	RF	112	4	1887.19				
208	Tumakuru	Madhugiri	SINGANAHALLI	GP	Maize (Makka)	RF	390	4	2115.23				
209	Tumakuru	Madhugiri	BUJAVARA	GP	PADDY	IRR	71	4	2849.24				
210	Tumakuru	Madhugiri	CHINNENAHALLI	GP	PADDY	IRR	31	4	3947.69				
211	Tumakuru	Madhugiri	D.V.HALLI	GP	PADDY	IRR	26	4	5134.87				

Government of Karnataka
Directorate of Economics and Statistics
GP Level Average Yield data for Kharif season 2017-18

S.N	District	Taluk	Insurance Unit (hobli/ GP)	GP/HOBLI	Crop	IRR_RF	Area_Sown_Ha	No_CCE_Conducted	Average Yield(Kg/Ha)	Name_Of_Higher_Level	No_cce Conducted_Higher	Higher average Yield(Kg/Ha)	Synthetic Yield
212	Tumakuru	Madhugiri	GANJALAGUNTE	GP	PADDY	IRR	8	4	3064.49				
213	Tumakuru	Madhugiri	HOSAKERE	GP	PADDY	IRR	11	4	4005.20				
214	Tumakuru	Madhugiri	KAVANADALA	GP	PADDY	IRR	12	4	2790.11				
215	Tumakuru	Madhugiri	MARUVEKERE	GP	PADDY	IRR	7	4	1667.81				
216	Tumakuru	Madhugiri	REDDIHALLI	GP	PADDY	IRR	10	4	4286.79				
217	Tumakuru	Madhugiri	SIDDAPURA	GP	PADDY	IRR	59	4	2900.18				
218	Tumakuru	Madhugiri	D.V.HALLI	GP	Pigeon pea (red gram/arhar/tur)	RF	35	4	333.53				
219	Tumakuru	Madhugiri	DODDAYALKUR	GP	Pigeon pea (red gram/arhar/tur)	RF	45	4	263.61				
220	Tumakuru	Madhugiri	GARANI	GP	Pigeon pea (red gram/arhar/tur)	RF	50	4	343.41				
221	Tumakuru	Madhugiri	KAVANADALA	GP	Pigeon pea (red gram/arhar/tur)	RF	22	4	677.16				
222	Tumakuru	Madhugiri	SAJJEHOSAHALLI	GP	Pigeon pea (red gram/arhar/tur)	RF	23	4	615.48				
223	Tumakuru	Pavagada	ACHAMMANAHALLI	GP	GROUNDNUT	IRR	4			Hobli Level	55	1254.50	
224	Tumakuru	Pavagada	ARASIKERE	GP	GROUNDNUT	IRR	249	8	1076.50				
225	Tumakuru	Pavagada	B.K.HALLI	GP	GROUNDNUT	IRR	20			Hobli Level	26	871.69	
226	Tumakuru	Pavagada	BUDIBETTA	GP	GROUNDNUT	IRR	219	8	1138.98				
227	Tumakuru	Pavagada	BYADANUR	GP	GROUNDNUT	IRR	10			Hobli Level	58	1173.49	

Government of Karnataka
Directorate of Economics and Statistics
GP Level Average Yield data for Kharif season 2017-18

S.N	District	Taluk	Insurance Unit (hobli/ GP)	GP/HOBLI	Crop	IRR_RF	Area_Sown_Ha	No_CCE_Conducted	Average Yield(Kg/Ha)	Name_Of_Higher_Level	No_cce Conducted_Higher	Higher average Yield(Kg/Ha)	Synthetic Yield
228	Tumakuru	Pavagada	C.K.PURA	GP	GROUNDNUT	IRR	112	8	1073.64				
229	Tumakuru	Pavagada	CHIKKAHALLI	GP	GROUNDNUT	IRR	22			Hobli Level	55	1254.50	
230	Tumakuru	Pavagada	DOMMATHAMARI	GP	GROUNDNUT	IRR	40	8	1417.26				
231	Tumakuru	Pavagada	GUJJANADU	GP	GROUNDNUT	IRR	125	8	1686.28				
232	Tumakuru	Pavagada	K.T.HALLI	GP	GROUNDNUT	IRR	139	8	849.22				
233	Tumakuru	Pavagada	KAMANADURGA	GP	GROUNDNUT	IRR	26			Hobli Level	81	967.39	
234	Tumakuru	Pavagada	KANNAMEDI	GP	GROUNDNUT	IRR	63			Hobli Level	58	1173.49	
235	Tumakuru	Pavagada	KODAMADAGU	GP	GROUNDNUT	IRR	41	8	897.71				
236	Tumakuru	Pavagada	KOTAGUDDA	GP	GROUNDNUT	IRR	263	8	982.90				
237	Tumakuru	Pavagada	MANGALAVADA	GP	GROUNDNUT	IRR	122			Hobli Level	61	1249.31	
238	Tumakuru	Pavagada	MARIDASANAHALLI	GP	GROUNDNUT	IRR	235			Hobli Level	55	1254.50	
239	Tumakuru	Pavagada	NALIGANAHALLI	GP	GROUNDNUT	IRR	60			Hobli Level	119	1188.65	
240	Tumakuru	Pavagada	NYAYADAGUNTE	GP	GROUNDNUT	IRR	160	8	1398.69				
241	Tumakuru	Pavagada	PALAVALLI	GP	GROUNDNUT	IRR	31	8	980.33				
242	Tumakuru	Pavagada	PAVAGADA (RURAL) (ROPPA)	GP	GROUNDNUT	IRR	40			Hobli Level	58	1173.49	
243	Tumakuru	Pavagada	PONNASAMUDRA	GP	GROUNDNUT	IRR	144	8	1418.62				
244	Tumakuru	Pavagada	POTHAGANAHALLI	GP	GROUNDNUT	IRR	130			Hobli Level	55	1254.50	
245	Tumakuru	Pavagada	RAJAVANTHI	GP	GROUNDNUT	IRR	40	8	1051.62				

Government of Karnataka
Directorate of Economics and Statistics
GP Level Average Yield data for Kharif season 2017-18

S.N	District	Taluk	Insurance Unit (hobli/ GP)	GP/HOBLI	Crop	IRR_RF	Area_Sown_Ha	No_CCE_Conducted	Average Yield(Kg/Ha)	Name_Of_Higher_Level	No_cce Conducted_Higher	Higher average Yield(Kg/Ha)	Synthetic Yield
246	Tumakuru	Pavagada	RANGASAMUDRA	GP	GROUNDNUT	IRR	12			Hobli Level	116	1252.42	
247	Tumakuru	Pavagada	RYAPTE	GP	GROUNDNUT	IRR	16	8	834.51				
248	Tumakuru	Pavagada	SASALUKUNTE	GP	GROUNDNUT	IRR	132			Hobli Level	55	1254.50	
249	Tumakuru	Pavagada	SIDDAPURA	GP	GROUNDNUT	IRR	6			Hobli Level	55	1254.50	
250	Tumakuru	Pavagada	THIRUMANI	GP	GROUNDNUT	IRR	7			Hobli Level	26	871.69	
251	Tumakuru	Pavagada	VADANAKALLU	GP	GROUNDNUT	IRR	192	8	947.87				
252	Tumakuru	Pavagada	Valluru	GP	GROUNDNUT	IRR	8			Hobli Level	26	871.69	
253	Tumakuru	Pavagada	VENKATAPURA	GP	GROUNDNUT	IRR	5			Hobli Level	58	1173.49	
254	Tumakuru	Pavagada	VIRUPASAMUDRA	GP	GROUNDNUT	IRR	17			Hobli Level	58	1173.49	
255	Tumakuru	Pavagada	Y.N.HOSAKOTE	GP	GROUNDNUT	IRR	0			Hobli Level	55	1254.50	
256	Tumakuru	Pavagada	ACHAMMANAHALLI	GP	GROUNDNUT	RF	783	8	747.40				
257	Tumakuru	Pavagada	ARASIKERE	GP	GROUNDNUT	RF	1585	8	832.13				
258	Tumakuru	Pavagada	B.K.HALLI	GP	GROUNDNUT	RF	560			Hobli Level	32	754.53	
259	Tumakuru	Pavagada	BUDIBETTA	GP	GROUNDNUT	RF	839	8	591.59				
260	Tumakuru	Pavagada	BYADANUR	GP	GROUNDNUT	RF	771			Hobli Level	64	680.28	
261	Tumakuru	Pavagada	C.K.PURA	GP	GROUNDNUT	RF	920	8	865.38				
262	Tumakuru	Pavagada	CHIKKAHALLI	GP	GROUNDNUT	RF	400			Hobli Level	73	687.23	
263	Tumakuru	Pavagada	DOMMATHAMARI	GP	GROUNDNUT	RF	200	8	696.32				

(8)

**Government of Karnataka
Directorate of Economics and Statistics**

GP Level Average Yield data for Kharif season 2017-18

S.N	District	Taluk	Insurance Unit (hobli/ GP)	GP/HOBLI	Crop	IRR_RF	Area_Sown_Ha	No_CCE_Conducted	Average Yield(Kg/Ha)	Name_Of_Higher_Level	No_cce Conducted_Higher	Higher average Yield(Kg/Ha)	Synthetic Yield
264	Tumakuru	Pavagada	GUJJANADU	GP	GROUNDNUT	RF	977			Hobli Level	57	819.29	
265	Tumakuru	Pavagada	K.T.HALLI	GP	GROUNDNUT	RF	1116			Hobli Level	57	819.29	
266	Tumakuru	Pavagada	KAMANADURGA	GP	GROUNDNUT	RF	570			Hobli Level	105	737.71	
267	Tumakuru	Pavagada	KANNAMEDI	GP	GROUNDNUT	RF	659			Hobli Level	64	680.28	
268	Tumakuru	Pavagada	KODAMADAGU	GP	GROUNDNUT	RF	314	8	548.18				
269	Tumakuru	Pavagada	KOTAGUDDA	GP	GROUNDNUT	RF	1202			Hobli Level	121	784.54	
270	Tumakuru	Pavagada	MANGALAVADA	GP	GROUNDNUT	RF	1030			Hobli Level	57	819.29	
271	Tumakuru	Pavagada	MARIDASANAHALI	GP	GROUNDNUT	RF	1051	8	618.13				
272	Tumakuru	Pavagada	NAGALAMADIKE	GP	GROUNDNUT	RF	470	8	881.25				
273	Tumakuru	Pavagada	NALIGANAHALLI	GP	GROUNDNUT	RF	444	8	947.72				
274	Tumakuru	Pavagada	NYAYADAGUNTE	GP	GROUNDNUT	RF	1412			Hobli Level	57	819.29	
275	Tumakuru	Pavagada	PALAVALLI	GP	GROUNDNUT	RF	565			Hobli Level	32	754.53	
276	Tumakuru	Pavagada	PAVAGADA (RURAL) (ROPPA)	GP	GROUNDNUT	RF	314	8	639.82				
277	Tumakuru	Pavagada	PONNASAMUDRA	GP	GROUNDNUT	RF	1359	8	905.83				
278	Tumakuru	Pavagada	POTHAGANAHALLI	GP	GROUNDNUT	RF	819			Hobli Level	73	687.23	
279	Tumakuru	Pavagada	RAJAVANTHI	GP	GROUNDNUT	RF	639	8	645.48				
280	Tumakuru	Pavagada	RANGASAMUDRA	GP	GROUNDNUT	RF	1243	8	794.43				
281	Tumakuru	Pavagada	RYAPTE	GP	GROUNDNUT	RF	564	8	606.21				

Government of Karnataka
Directorate of Economics and Statistics
GP Level Average Yield data for Kharif season 2017-18

S.N	District	Taluk	Insurance Unit (hobli/ GP)	GP/HOBLI	Crop	IRR_RF	Area_So wn_Ha	No_CCE_Conducte d	Average Yield(Kg/Ha)	Name_Of_Higher_Level	No_cce Conduct ed_Higher	Higher average Yield(Kg/Ha)	SyntheticYield
282	Tumakuru	Pavagada	SASALUKUNTE	GP	GROUNDNUT	RF	788			Hobli Level	73	687.23	
283	Tumakuru	Pavagada	SIDDAPURA	GP	GROUNDNUT	RF	1106	8	530.21				
284	Tumakuru	Pavagada	THIRUMANI	GP	GROUNDNUT	RF	0			Hobli Level	32	754.53	
285	Tumakuru	Pavagada	VADANAKALLU	GP	GROUNDNUT	RF	719	8	540.15				
286	Tumakuru	Pavagada	Valluru	GP	GROUNDNUT	RF	19			Hobli Level	32	754.53	
287	Tumakuru	Pavagada	VENKATAPURA	GP	GROUNDNUT	RF	160	8	816.05				
288	Tumakuru	Pavagada	VIRUPASAMUDRA	GP	GROUNDNUT	RF	139			Hobli Level	64	680.28	
289	Tumakuru	Pavagada	Y.N.HOSAKOTE	GP	GROUNDNUT	RF	561			Hobli Level	73	687.23	
290	Tumakuru	Pavagada	KANNAMEDI	GP	Maize (Makka)	IRR	5	4	2633.91				
291	Tumakuru	Pavagada	SASALUKUNTE	GP	Maize (Makka)	IRR	4			Hobli Level	1	569.93	
292	Tumakuru	Pavagada	VENKATAPURA	GP	Maize (Makka)	IRR	10	4	3363.63				
293	Tumakuru	Pavagada	VIRUPASAMUDRA	GP	Maize (Makka)	IRR	5	4	4045.52				
294	Tumakuru	Pavagada	ARASIKERE	GP	PADDY	IRR	4	4	2132.83				
295	Tumakuru	Pavagada	B.K.HALLI	GP	PADDY	IRR	2			Hobli Level	22	2801.65	
296	Tumakuru	Pavagada	C.K.PURA	GP	PADDY	IRR	5	4	3286.89				
297	Tumakuru	Pavagada	CHIKKAHALLI	GP	PADDY	IRR	3	4	2826.58				
298	Tumakuru	Pavagada	DOMMATHAMARI	GP	PADDY	IRR	5	4	3914.71				
299	Tumakuru	Pavagada	GUJJANADU	GP	PADDY	IRR	4	4	7488.70				

Government of Karnataka
Directorate of Economics and Statistics
GP Level Average Yield data for Kharif season 2017-18

S.N	District	Taluk	Insurance Unit (hobli/ GP)	GP/HOBLI	Crop	IRR_RF	Area_Sown_Ha	No_CCE_Conducted	Average Yield(Kg/Ha)	Name_Of_Higher_Level	No_cce Conducted_Higher	Higher average Yield(Kg/Ha)	Synthetic Yield
300	Tumakuru	Pavagada	KAMANADURGA	GP	PADDY	IRR	3	4	2519.59				
301	Tumakuru	Pavagada	KANNAMEDI	GP	PADDY	IRR	5	4	3590.30				
302	Tumakuru	Pavagada	KOTAGUDDA	GP	PADDY	IRR	6	4	2319.65				
303	Tumakuru	Pavagada	MANGALAVADA	GP	PADDY	IRR	5	4	2879.64				
304	Tumakuru	Pavagada	NAGALAMADIKE	GP	PADDY	IRR	3			Hobli Level	22	2801.65	
305	Tumakuru	Pavagada	NALIGANAHALLI	GP	PADDY	IRR	8	4	3460.41				
306	Tumakuru	Pavagada	NYAYADAGUNTE	GP	PADDY	IRR	4			Hobli Level	22	3628.41	
307	Tumakuru	Pavagada	PAI AVALLI	GP	PADDY	IRR	2	4	2596.19				
308	Tumakuru	Pavagada	PAVAGADA (RURAL) (ROPPA)	GP	PADDY	IRR	6			Hobli Level	21	3252.64	
309	Tumakuru	Pavagada	PONNASAMUDRA	GP	PADDY	IRR	6	4	4537.19				
310	Tumakuru	Pavagada	RAJAVANTHI	GP	PADDY	IRR	8			Hobli Level	21	3252.64	
311	Tumakuru	Pavagada	RYAPTE	GP	PADDY	IRR	2	4	5403.77				
312	Tumakuru	Pavagada	THIRUMANI	GP	PADDY	IRR	3			Hobli Level	22	2801.65	
313	Tumakuru	Pavagada	Valluru	GP	PADDY	IRR	2	4	878.44				
314	Tumakuru	Pavagada	VIRUPASAMUDRA	GP	PADDY	IRR	7	4	2637.27				
315	Tumakuru	Pavagada	Y.N.HOSAKOTE	GP	PADDY	IRR	4			Hobli Level	11	3937.12	
316	Tumakuru	Pavagada	ACHAMMANAHALLI	GP	Pigeon pea (red gram/arhar/tur)	RF	125	4	120.99				

Government of Karnataka
Directorate of Economics and Statistics
GP Level Average Yield data for Kharif season 2017-18

S.N	District	Taluk	Insurance Unit (hobli/ GP)	GP/HOBLI	Crop	IRR_RF	Area_Sown_Ha	No_CCE_Conducted	Average Yield(Kg/Ha)	Name_Of_Higher_Level	No_cce_Conducted_Higher	Higher average Yield(Kg/Ha)	Synthetic Yield
317	Tumakuru	Pavagada	ARASIKERE	GP	Pigeon pea (red gram/arhar/tur)	RF	205	4	313.18				
318	Tumakuru	Pavagada	B.K.HALLI	GP	Pigeon pea (red gram/arhar/tur)	RF	25			Hobli Level	22	345.72	
319	Tumakuru	Pavagada	BUDIBETTA	GP	Pigeon pea (red gram/arhar/tur)	RF	123	4	229.75				
320	Tumakuru	Pavagada	BYADANUR	GP	Pigeon pea (red gram/arhar/tur)	RF	26			Hobli Level	37	253.94	
321	Tumakuru	Pavagada	C.K.PURA	GP	Pigeon pea (red gram/arhar/tur)	RF	204	4	182.59				
322	Tumakuru	Pavagada	CHIKKAHALLI	GP	Pigeon pea (red gram/arhar/tur)	RF	24	4	66.99				
323	Tumakuru	Pavagada	DOMMATHAMARI	GP	Pigeon pea (red gram/arhar/tur)	RF	20	4	292.63				
324	Tumakuru	Pavagada	GUJJANADU	GP	Pigeon pea (red gram/arhar/tur)	RF	205	4	85.20				
325	Tumakuru	Pavagada	K.T.HALLI	GP	Pigeon pea (red gram/arhar/tur)	RF	204	4	256.35				
326	Tumakuru	Pavagada	KAMANADURGA	GP	Pigeon pea (red gram/arhar/tur)	RF	25	4	302.30				
327	Tumakuru	Pavagada	KANNAMEDI	GP	Pigeon pea (red gram/arhar/tur)	RF	30	4	40.31				
328	Tumakuru	Pavagada	KODAMADAGU	GP	Pigeon pea (red gram/arhar/tur)	RF	20	4	244.86				
329	Tumakuru	Pavagada	KOTAGUDDA	GP	Pigeon pea (red gram/arhar/tur)	RF	205	4	230.96				

**Government of Karnataka
Directorate of Economics and Statistics**

GP Level Average Yield data for Kharif season 2017-18

S.N	District	Taluk	Insurance Unit (hobli/ GP)	GP/HOBLI	Crop	IRR_RF	Area_Sown_Ha	No_CCE_Conducted	Average Yield(Kg/Ha)	Name_Of_Higher_Level	No_cce Conducted_Higher	Higher average Yield(Kg/Ha)	Synthetic Yield
330	Tumakuru	Pavagada	MANGALAVADA	GP	Pigeon pea (red gram/arhar/tur)	RF	211	4	349.46				
331	Tumakuru	Pavagada	MARIDASANAHALI	GP	Pigeon pea (red gram/arhar/tur)	RF	130			Hobli Level	39	162.93	
332	Tumakuru	Pavagada	NAGALAMADIKE	GP	Pigeon pea (red gram/arhar/tur)	RF	43	4	331.32				
333	Tumakuru	Pavagada	NALIGANAHALI	GP	Pigeon pea (red gram/arhar/tur)	RF	27	4	201.94				
334	Tumakuru	Pavagada	NYAYADAGUNTE	GP	Pigeon pea (red gram/arhar/tur)	RF	210			Hobli Level	30	337.52	
335	Tumakuru	Pavagada	PALAVALLI	GP	Pigeon pea (red gram/arhar/tur)	RF	20	4	282.95				
336	Tumakuru	Pavagada	PAVAGADA (RURAL) (ROPPA)	GP	Pigeon pea (red gram/arhar/tur)	RF	20	4	124.40				
337	Tumakuru	Pavagada	PONNASAMUDRA	GP	Pigeon pea (red gram/arhar/tur)	RF	130	4	545.57				
338	Tumakuru	Pavagada	POTHAGANAHALI	GP	Pigeon pea (red gram/arhar/tur)	RF	130	4	223.34				
339	Tumakuru	Pavagada	RAJAVANTHI	GP	Pigeon pea (red gram/arhar/tur)	RF	28	4	367.72				
340	Tumakuru	Pavagada	RANGASAMUDRA	GP	Pigeon pea (red gram/arhar/tur)	RF	126	4	87.07				
341	Tumakuru	Pavagada	RYAPTE	GP	Pigeon pea (red gram/arhar/tur)	RF	25	4	659.62				
342	Tumakuru	Pavagada	SASALUKUNTE	GP	Pigeon pea (red gram/arhar/tur)	RF	125	4	227.33				

Government of Karnataka
Directorate of Economics and Statistics
GP Level Average Yield data for Kharif season 2017-18

S.N	District	Taluk	Insurance Unit (hobli/ GP)	GP/HOBLI	Crop	IRR_RF	Area_Sown_Ha	No_CCE_Conducted	Average Yield(Kg/Ha)	Name_Of_Higher_Level	No_cce Conducted_Higher	Higher average Yield(Kg/Ha)	Synthetic Yield
343	Tumakuru	Pavagada	SIDDAPURA	GP	Pigeon pea (red gram/arhar/tur)	RF	130	4	125.76				
344	Tumakuru	Pavagada	THIRUMANI	GP	Pigeon pea (red gram/arhar/tur)	RF	4	4	193.47				
345	Tumakuru	Pavagada	VADANAKALLU	GP	Pigeon pea (red gram/arhar/tur)	RF	120	4	910.53				
346	Tumakuru	Pavagada	Valluru	GP	Pigeon pea (red gram/arhar/tur)	RF	5			Hobli Level	22	345.72	
347	Tumakuru	Pavagada	VENKATAPURA	GP	Pigeon pea (red gram/arhar/tur)	RF	29	4	132.53				
348	Tumakuru	Pavagada	VIRUPASAMUDRA	GP	Pigeon pea (red gram/arhar/tur)	RF	48	4	143.90				
349	Tumakuru	Pavagada	Y.N.HOSAKOTE	GP	Pigeon pea (red gram/arhar/tur)	RF	130	4	125.27				
350	Tumakuru	Sira	BANDAKUNTE	GP	GROUNDNUT	IRR	76	8	1429.78				
351	Tumakuru	Sira	CHANGAVARA	GP	GROUNDNUT	IRR	3			Hobli Level	26	1515.27	
352	Tumakuru	Sira	DODDA AGRAHARA	GP	GROUNDNUT	IRR	4			Hobli Level	16	1198.51	
353	Tumakuru	Sira	GOPALADEVARAHALLI	GP	GROUNDNUT	IRR	37	8	1623.75				
354	Tumakuru	Sira	HENDORE	GP	GROUNDNUT	IRR	0					554.00	Y
355	Tumakuru	Sira	HUYILDORE	GP	GROUNDNUT	IRR	3			Hobli Level	20	1151.86	
356	Tumakuru	Sira	TADAKALUR	GP	GROUNDNUT	IRR	37	8	2107.92				
357	Tumakuru	Sira	YADALADAKU (HOSAHALLI)	GP	GROUNDNUT	IRR	60	8	972.91				

Government of Karnataka
Directorate of Economics and Statistics
GP Level Average Yield data for Kharif season 2017-18

S.N	District	Taluk	Insurance Unit (hobli/ GP)	GP/HOBLI	Crop	IRR_RF	Area_Sown_Ha	No_CCE_Conducted	Average Yield(Kg/Ha)	Name_Of_Higher_Level	No_cce Conducted_Higher	Higher average Yield(Kg/Ha)	Synthetic Yield
358	Tumakuru	Sira	BANDAKUNTE	GP	GROUNDNUT	RF	492	8	507.31				
359	Tumakuru	Sira	BARAGUR	GP	GROUNDNUT	RF	1073	8	733.11				
360	Tumakuru	Sira	BEVINAHALLI	GP	GROUNDNUT	RF	1093	8	593.63				
361	Tumakuru	Sira	BHUPASANDRA	GP	GROUNDNUT	RF	105	8	818.44				
362	Tumakuru	Sira	BHUVANAHALLI	GP	GROUNDNUT	RF	184			Hobli Level	72	559.74	
363	Tumakuru	Sira	BUKKAPATNA	GP	GROUNDNUT	RF	3			Hobli Level	49	978.17	
364	Tumakuru	Sira	CHANGAVARA	GP	GROUNDNUT	RF	453	8	701.98				
365	Tumakuru	Sira	CHIKKANAHALLI	GP	GROUNDNUT	RF	15	8	473.00				
366	Tumakuru	Sira	CHINNENAHALLI	GP	GROUNDNUT	RF	141	8	550.39				
367	Tumakuru	Sira	DODDA AGRAHARA	GP	GROUNDNUT	RF	22	8	406.96				
368	Tumakuru	Sira	DODDABANAGERE	GP	GROUNDNUT	RF	902	8	444.15				
369	Tumakuru	Sira	DWARANAKUNTE	GP	GROUNDNUT	RF	1032	8	590.20				
370	Tumakuru	Sira	GOPALADEVARAHALLI	GP	GROUNDNUT	RF	237	8	709.88				
371	Tumakuru	Sira	GOWDAGERE	GP	GROUNDNUT	RF	333	8	826.78				
372	Tumakuru	Sira	HALENAHALLI	GP	GROUNDNUT	RF	48	8	560.47				
373	Tumakuru	Sira	HANDIKUNTE	GP	GROUNDNUT	RF	992			Hobli Level	51	695.68	
374	Tumakuru	Sira	HENDORE	GP	GROUNDNUT	RF	955			Hobli Level	66	635.07	
375	Tumakuru	Sira	HONNAGONDANAHALLI	GP	GROUNDNUT	RF	189	8	614.17				

Government of Karnataka
Directorate of Economics and Statistics
GP Level Average Yield data for Kharif season 2017-18

S.N	District	Taluk	Insurance Unit (hobli/ GP)	GP/HOBLI	Crop	IRR_RF	Area_Sown_Ha	No_CCE_Conducted	Average Yield(Kg/Ha)	Name_Of_Higher_Level	No_cce Conducted_Higher	Higher average Yield(Kg/Ha)	Synthetic Yield
376	Tumakuru	Sira	HOSUR	GP	GROUNDNUT	RF	189	8	639.03				
377	Tumakuru	Sira	HULIKUNTE	GP	GROUNDNUT	RF	685			Hobli Level	51	695.68	
378	Tumakuru	Sira	HUNISEHALLI	GP	GROUNDNUT	RF	208	8	654.79				
379	Tumakuru	Sira	HUYILDORE	GP	GROUNDNUT	RF	87			Hobli Level	121	936.33	
380	Tumakuru	Sira	KALLAMBELLA	GP	GROUNDNUT	RF	111			Hobli Level	68	822.12	
381	Tumakuru	Sira	KOTTA	GP	GROUNDNUT	RF	611	8	652.97				
382	Tumakuru	Sira	KURUBARAHALLI	GP	GROUNDNUT	RF	11	8	593.40				
383	Tumakuru	Sira	LAKSHMISAGARA	GP	GROUNDNUT	RF	45	8	692.54				
384	Tumakuru	Sira	MADALUR	GP	GROUNDNUT	RF	224	8	350.00				
385	Tumakuru	Sira	MAGODU	GP	GROUNDNUT	RF	299	8	784.86				
386	Tumakuru	Sira	MELUKUNTE	GP	GROUNDNUT	RF	243	8	263.23				
387	Tumakuru	Sira	NADUR	GP	GROUNDNUT	RF	634	8	825.90				
388	Tumakuru	Sira	NERALEGUDDA	GP	GROUNDNUT	RF	110	8	924.61				
389	Tumakuru	Sira	RAMALINGAPURA	GP	GROUNDNUT	RF	64			Hobli Level	49	978.17	
390	Tumakuru	Sira	RATHNASANDRA	GP	GROUNDNUT	RF	157	8	564.96				
391	Tumakuru	Sira	SEEBIAGRAHARA	GP	GROUNDNUT	RF	2			Hobli Level	68	822.12	
392	Tumakuru	Sira	SEEBI	GP	GROUNDNUT	RF	48	8	570.83				
393	Tumakuru	Sira	TADAKALUR	GP	GROUNDNUT	RF	1172	8	589.85				

Government of Karnataka
Directorate of Economics and Statistics
GP Level Average Yield data for Kharif season 2017-18

S.N	District	Taluk	Insurance Unit (hobli/ GP)	GP/HOBLI	Crop	IRR_RF	Area_Sown_Ha	No_CCE_Conducted	Average Yield(Kg/Ha)	Name_Of_Higher_Level	No_cce Conducted_Higher	Higher average Yield(Kg/Ha)	Synthetic Yield
394	Tumakuru	Sira	TALAGUNDA	GP	GROUNDNUT	RF	157	8	1179.47				
395	Tumakuru	Sira	THARUR	GP	GROUNDNUT	RF	46	8	1783.45				
396	Tumakuru	Sira	THAVAREKERE	GP	GROUNDNUT	RF	199	8	549.33				
397	Tumakuru	Sira	YADALADAKU (HOSAHALLI)	GP	GROUNDNUT	RF	298			Hobli Level	51	695.68	
398	Tumakuru	Sira	YALADABAGI	GP	GROUNDNUT	RF	14			Hobli Level	68	822.12	
399	Tumakuru	Sira	YALIYUR	GP	GROUNDNUT	RF	71			Hobli Level	72	559.74	
400	Tumakuru	Sira	BHUPASANDRA	GP	PADDY	IRR	7	4	3436.68				
401	Tumakuru	Sira	GOWDAGERE	GP	PADDY	IRR	0			Hobli Level	6	2922.86	
402	Tumakuru	Sira	HENDORE	GP	PADDY	IRR	1			Hobli Level	6	2922.86	
403	Tumakuru	Sira	HUNISEHALLI	GP	PADDY	IRR	3	4	2990.55				
404	Tumakuru	Sira	MELUKUNTE	GP	PADDY	IRR	0					3030.50	Y
405	Tumakuru	Sira	TALAGUNDA	GP	PADDY	IRR	3	4	1943.03				
406	Tumakuru	Sira	THARUR	GP	PADDY	IRR	1			Hobli Level	10	2453.18	
407	Tumakuru	Sira	BANDAKUNTE	GP	Pigeon pea (red gram/arhar/tur)	RF	75	4	129.38				
408	Tumakuru	Sira	BARAGUR	GP	Pigeon pea (red gram/arhar/tur)	RF	81	4	305.69				
409	Tumakuru	Sira	BEVINAHALLI	GP	Pigeon pea (red gram/arhar/tur)	RF	72	4	32.65				

Government of Karnataka
Directorate of Economics and Statistics
GP Level Average Yield data for Kharif season 2017-18

S.N	District	Taluk	Insurance Unit (hobli/ GP)	GP/HOBLI	Crop	IRR_RF	Area_Sown_Ha	No_CCE_Conducted	Average Yield(Kg/Ha)	Name_Of_Higher_Level	No_cce_Conducted_Higher	Higher average Yield(Kg/Ha)	Synthetic Yield
410	Tumakuru	Sira	BHUVANAHALLI	GP	Pigeon pea (red gram/arhar/tur)	RF	63	4	428.06				
411	Tumakuru	Sira	CHANGAVARA	GP	Pigeon pea (red gram/arhar/tur)	RF	75	4	83.03				
412	Tumakuru	Sira	CHIKKANAHALLI	GP	Pigeon pea (red gram/arhar/tur)	RF	35	4	376.06				
413	Tumakuru	Sira	CHINNENAHALLI	GP	Pigeon pea (red gram/arhar/tur)	RF	34	4	637.25				
414	Tumakuru	Sira	DODDA AGRAHARA	GP	Pigeon pea (red gram/arhar/tur)	RF	10	4	60.95				
415	Tumakuru	Sira	DODDABANAGERE	GP	Pigeon pea (red gram/arhar/tur)	RF	35	4	214.03				
416	Tumakuru	Sira	DWARANAKUNTE	GP	Pigeon pea (red gram/arhar/tur)	RF	41	4	75.06				
417	Tumakuru	Sira	GOWDAGERE	GP	Pigeon pea (red gram/arhar/tur)	RF	119	4	136.64				
418	Tumakuru	Sira	HANDIKUNTE	GP	Pigeon pea (red gram/arhar/tur)	RF	74			Hobli Level	28	150.05	
419	Tumakuru	Sira	HENDORE	GP	Pigeon pea (red gram/arhar/tur)	RF	59	4	74.97				
420	Tumakuru	Sira	HONNAGONDANAHALLI	GP	Pigeon pea (red gram/arhar/tur)	RF	84	4	214.84				
421	Tumakuru	Sira	HOSUR	GP	Pigeon pea (red gram/arhar/tur)	RF	86	4	103.99				
422	Tumakuru	Sira	HULIKUNTE	GP	Pigeon pea (red gram/arhar/tur)	RF	47	4	98.22				

Government of Karnataka
Directorate of Economics and Statistics
GP Level Average Yield data for Kharif season 2017-18

S.N	District	Taluk	Insurance Unit (hobli/ GP)	GP/HOBLI	Crop	IRR_RF	Area_Sown_Ha	No_CCE_Conducted	Average Yield(Kg/Ha)	Name_Of_Higher_Level	No_cce Conducted_Higher	Higher average Yield(Kg/Ha)	Synthetic Yield
423	Tumakuru	Sira	HUNISEHALLI	GP	Pigeon pea (red gram/arhar/tur)	RF	84	4	123.34				
424	Tumakuru	Sira	HUYILDORE	GP	Pigeon pea (red gram/arhar/tur)	RF	45	4	36.28				
425	Tumakuru	Sira	KOTTA	GP	Pigeon pea (red gram/arhar/tur)	RF	105	4	64.09				
426	Tumakuru	Sira	KURUBARAHALLI	GP	Pigeon pea (red gram/arhar/tur)	RF	74	4	48.37				
427	Tumakuru	Sira	LAKSHMISAGARA	GP	Pigeon pea (red gram/arhar/tur)	RF	46	4	18.74				
428	Tumakuru	Sira	MADALUR	GP	Pigeon pea (red gram/arhar/tur)	RF	123	4	174.13				
429	Tumakuru	Sira	MAGODU	GP	Pigeon pea (red gram/arhar/tur)	RF	85	4	45.95				
430	Tumakuru	Sira	MELUKUNTE	GP	Pigeon pea (red gram/arhar/tur)	RF	17	4	347.04				
431	Tumakuru	Sira	NADUR	GP	Pigeon pea (red gram/arhar/tur)	RF	85	4	137.85				
432	Tumakuru	Sira	NERALEGUDDA	GP	Pigeon pea (red gram/arhar/tur)	RF	28	4	65.30				
433	Tumakuru	Sira	RATHNASANDRA	GP	Pigeon pea (red gram/arhar/tur)	RF	56	4	110.04				
434	Tumakuru	Sira	SEEBI	GP	Pigeon pea (red gram/arhar/tur)	RF	65	4	284.16				
435	Tumakuru	Sira	TADAKALUR	GP	Pigeon pea (red gram/arhar/tur)	RF	73	4	95.53				

Government of Karnataka
Directorate of Economics and Statistics
GP Level Average Yield data for Kharif season 2017-18

S.N	District	Taluk	Insurance Unit (hobli/ GP)	GP/HOBLI	Crop	IRR_RF	Area_Sown_Ha	No_CCE_Conducted	Average Yield(Kg/Ha)	Name_Of_Higher_Level	No_cce_Conducted_Higher	Higher average Yield(Kg/Ha)	Synthetic Yield
436	Tumakuru	Sira	TALAGUNDA	GP	Pigeon pea (red gram/arhar/tur)	RF	44	4	519.23				
437	Tumakuru	Sira	THARUR	GP	Pigeon pea (red gram/arhar/tur)	RF	16	4	338.09				
438	Tumakuru	Sira	THAVAREKERE	GP	Pigeon pea (red gram/arhar/tur)	RF	70	4	55.62				
439	Tumakuru	Sira	YADALADAKU (HOSAHALLI)	GP	Pigeon pea (red gram/arhar/tur)	RF	31	4	124.41				
440	Tumakuru	Sira	YALIYUR	GP	Pigeon pea (red gram/arhar/tur)	RF	67	4	71.34				
441	Tumakuru	Tiptur	BAJAGUR	GP	PADDY	IRR	7	4	2886.21				
442	Tumakuru	Tiptur	HINDISKERE	GP	PADDY	IRR	34	4	3988.77				
443	Tumakuru	Tiptur	HUNSEGHATTA	GP	PADDY	IRR	9	4	3626.10				
444	Tumakuru	Tiptur	KUPPALU	GP	PADDY	IRR	34	4	3364.37				
445	Tumakuru	Tumakuru	HEGGERE	GP	GROUNDNUT	IRR	0					1010.50	Y
446	Tumakuru	Tumakuru	AREGUJJANAHALLI	GP	GROUNDNUT	RF	52	8	1256.68				
447	Tumakuru	Tumakuru	BELADHARA	GP	GROUNDNUT	RF	133	8	887.95				
448	Tumakuru	Tumakuru	KORA	GP	GROUNDNUT	RF	2			Hobli Level	10	1119.72	
449	Tumakuru	Tumakuru	SEETHAKALLU	GP	GROUNDNUT	RF	22	8	1131.12				
450	Tumakuru	Tumakuru	BELADHARA	GP	Maize (Makka)	IRR	30	4	4289.78				
451	Tumakuru	Tumakuru	ARAKERE	GP	Maize (Makka)	RF	0			Hobli Level	12	4454.56	

**Government of Karnataka
Directorate of Economics and Statistics**

GP Level Average Yield data for Kharif season 2017-18

S.N	District	Taluk	Insurance Unit (hobli/ GP)	GP/HOBLI	Crop	IRR_RF	Area_Sown_Ha	No_CCE_Conducted	Average Yield(Kg/Ha)	Name_Of_Higher_Level	No_cce_Conducted_Higher	Higher average Yield(Kg/Ha)	Synthetic Yield
452	Tumakuru	Tumakuru	BELADHARA	GP	Maize (Makka)	RF	62	4	3590.91				
453	Tumakuru	Tumakuru	KORA	GP	Maize (Makka)	RF	0					1197.00	Y
454	Tumakuru	Tumakuru	SEETHAKALLU	GP	Maize (Makka)	RF	345	4	5894.85				
455	Tumakuru	Tumakuru	URDIGERE	GP	Maize (Makka)	RF	58	4	4741.57				
456	Tumakuru	Tumakuru	ARIYUR	GP	PADDY	IRR	27	4	3953.75				
457	Tumakuru	Tumakuru	BELADHARA	GP	PADDY	IRR	122	4	5027.99				
458	Tumakuru	Tumakuru	BUGUDANAHALLI	GP	PADDY	IRR	15	4	4629.36				
459	Tumakuru	Tumakuru	DODDANARAVANGALA	GP	PADDY	IRR	24	4	4075.04				
460	Tumakuru	Tumakuru	GALIGENAHALLI	GP	PADDY	IRR	13	4	5691.68				
461	Tumakuru	Tumakuru	GANGONAHALLI	GP	PADDY	IRR	4	4	3001.22				
462	Tumakuru	Tumakuru	GULUR	GP	PADDY	IRR	62	4	4288.65				
463	Tumakuru	Tumakuru	HARALUR	GP	PADDY	IRR	13	4	4358.49				
464	Tumakuru	Tumakuru	HETHENAHALLI	GP	PADDY	IRR	135	4	4798.03				
465	Tumakuru	Tumakuru	HIREHALLI	GP	PADDY	IRR	15	4	6022.18				
466	Tumakuru	Tumakuru	HOLAKAL	GP	PADDY	IRR	19	4	4756.95				
467	Tumakuru	Tumakuru	KANAKOPPE	GP	PADDY	IRR	16	4	4592.63				
468	Tumakuru	Tumakuru	KESARAMADU	GP	PADDY	IRR	12	4	5459.40				
469	Tumakuru	Tumakuru	KORA	GP	PADDY	IRR	29	4	4682.40				


Government of Karnataka
Directorate of Economics and Statistics
GP Level Average Yield data for Kharif season 2017-18

S.N	District	Taluk	Insurance Unit (hobli/ GP)	GP/HOBLI	Crop	IRR_RF	Area_Sown_Ha	No_CCE_Conducted	Average Yield(Kg/Ha)	Name_Of_Higher_Level	No_cce Conducted_Higher	Higher average Yield(Kg/Ha)	SyntheticYield
470	Tumakuru	Tumakuru	MALLASANDRA	GP	PADDY	IRR	25	4	3224.14				
471	Tumakuru	Tumakuru	MASKAL	GP	PADDY	IRR	21	4	5479.94				
472	Tumakuru	Tumakuru	MYDALA	GP	PADDY	IRR	12	4	3212.38				
473	Tumakuru	Tumakuru	NIDAVALLU	GP	PADDY	IRR	4	4	4623.48				
474	Tumakuru	Tumakuru	OBALAPURA	GP	PADDY	IRR	35	4	4082.28				
475	Tumakuru	Tumakuru	PALASANDRA	GP	PADDY	IRR	18	4	5085.58				
476	Tumakuru	Tumakuru	Tumkur (ULB)	GP	PADDY	IRR	2	4	3812.13				
477	Tumakuru	Tumakuru	URUKERE	GP	PADDY	IRR	34	4	3861.43				
478	Tumakuru	Turuvekere	BANASANDRA	GP	GROUNDNUT	RF	0					323.00	Y
479	Tumakuru	Turuvekere	ANEKERE	GP	PADDY	IRR	3	4	5052.72				
480	Tumakuru	Turuvekere	AREMALLENAHALLI	GP	PADDY	IRR	3	4	3499.93				
481	Tumakuru	Turuvekere	BANASANDRA	GP	PADDY	IRR	3	4	2066.28				
482	Tumakuru	Turuvekere	BYTHARAHOSAHALLI	GP	PADDY	IRR	2	4	2957.69				
483	Tumakuru	Turuvekere	GONITUMKUR	GP	PADDY	IRR	3	4	1865.02				
484	Tumakuru	Turuvekere	KODAGEHALLI	GP	PADDY	IRR	3	4	4091.47				
485	Tumakuru	Turuvekere	MADIHALLI	GP	PADDY	IRR	4	4	6967.00				
486	Tumakuru	Turuvekere	MAYASANDRA	GP	PADDY	IRR	3	4	3730.02				
487	Tumakuru	Turuvekere	MUNIYUR	GP	PADDY	IRR	2	4	4995.21				

**Government of Karnataka
Directorate of Economics and Statistics**

GP Level Average Yield data for Kharif season 2017-18

S.N	District	Taluk	Insurance Unit (hobli/ GP)	GP/HOBLI	Crop	IRR_RF	Area_Sown_Ha	No_CCE_Conducted	Average Yield(Kg/Ha)	Name_Of_Higher_Level	No_cce Conducted_Higher	Higher average Yield(Kg/Ha)	Synthetic Yield
488	Tumakuru	Turuvekere	MUTHUGADAHALLI	GP	PADDY	IRR	4	4	3446.53				
489	Tumakuru	Turuvekere	SAMPIGE	GP	PADDY	IRR	0			Hobli Level	2	2518.24	
490	Tumakuru	Turuvekere	THALEKERE	GP	PADDY	IRR	2	4	3927.15				
491	Tumakuru	Turuvekere	VADAVANAGHATTA	GP	PADDY	IRR	2	4	2327.99				


 Joint Director
 Crop insurance scheme Division
 Directorate of Economics and Statistics

②

Government of Karnataka
Directorate of Economics and Statistics
GP Level Average Yield data for Kharif season 2017-18

S.N	District	Taluk	Insurance Unit (hobli/ GP)	GP/HOBLI	Crop	IRR_RF	Area_Sown_Ha	No_CCE_Conducted	Average Yield(Kg/Ha)	Name_Of_Higher_Level	No_cce_Conducted_Higher	Higher average Yield(Kg/Ha)	Synthetic Yield
1	Udupi	Karkala	BAILOOR	GP	PADDY	RF	299	4	4719.03				
2	Udupi	Karkala	BELMAN	GP	PADDY	RF	392	4	6720.97				
3	Udupi	Karkala	BOLA	GP	PADDY	RF	297	4	4728.98				
4	Udupi	Karkala	CHARA	GP	PADDY	RF	142	4	5379.21				
5	Udupi	Karkala	DURGA	GP	PADDY	RF	77	4	4753.58				
6	Udupi	Karkala	HEBRI	GP	PADDY	RF	138	4	3576.39				
7	Udupi	Karkala	HIRGAN	GP	PADDY	RF	233	4	2772.43				
8	Udupi	Karkala	IDU	GP	PADDY	RF	183	4	3206.81				
9	Udupi	Karkala	INNA	GP	PADDY	RF	241	4	3974.46				
10	Udupi	Karkala	IRVATHAURU	GP	PADDY	RF	206	4	4241.89				
11	Udupi	Karkala	KADTHALA	GP	PADDY	RF	399	4	1633.34				
12	Udupi	Karkala	KALYA	GP	PADDY	RF	194	4	3730.11				
13	Udupi	Karkala	KANTHAVARA	GP	PADDY	RF	140	4	4556.89				
14	Udupi	Karkala	Karkala (ULB)	GP	PADDY	RF	120	4	4436.14				
15	Udupi	Karkala	KERVASHE	GP	PADDY	RF	196	4	4395.35				
16	Udupi	Karkala	KUCHHURU	GP	PADDY	RF	124	4	4554.62				
17	Udupi	Karkala	KUKKUNDOOR	GP	PADDY	RF	273	4	5387.45				
18	Udupi	Karkala	MALA	GP	PADDY	RF	191	4	3157.62				

8/2

Government of Karnataka
Directorate of Economics and Statistics
GP Level Average Yield data for Kharif season 2017-18

S.N	District	Taluk	Insurance Unit (hobli/ GP)	GP/HOBLI	Crop	IRR_RF	Area_Sown_Ha	No_CCE_Conducted	Average Yield(Kg/Ha)	Name_Of_Higher_Level	No_cce_Conducted_Higher	Higher average Yield(Kg/Ha)	Synthetic Yield
19	Udupi	Karkala	MARNE	GP	PADDY	RF	427	4	4134.51				
20	Udupi	Karkala	MIYARU	GP	PADDY	RF	173	4	5634.10				
21	Udupi	Karkala	MOODARU	GP	PADDY	RF	128	4	6240.03				
22	Udupi	Karkala	MUDRADI	GP	PADDY	RF	213	4	3353.90				
23	Udupi	Karkala	MUNDKURU	GP	PADDY	RF	311	4	4660.57				
24	Udupi	Karkala	NADPALU	GP	PADDY	RF	118	4	4097.34				
25	Udupi	Karkala	NALLUR	GP	PADDY	RF	186	4	3637.81				
26	Udupi	Karkala	NANDALIKE	GP	PADDY	RF	156	4	3760.21				
27	Udupi	Karkala	NERE	GP	PADDY	RF	286	4	4545.12				
28	Udupi	Karkala	NITTE	GP	PADDY	RF	200	4	4409.73				
29	Udupi	Karkala	PALLI	GP	PADDY	RF	232	4	4177.96				
30	Udupi	Karkala	RENJALA	GP	PADDY	RF	120	4	3456.14				
31	Udupi	Karkala	SANOOR	GP	PADDY	RF	181			Hobli Level	83	4545.62	
32	Udupi	Karkala	SHIRLALU	GP	PADDY	RF	158	4	4173.44				
33	Udupi	Karkala	SHIVAPURA	GP	PADDY	RF	227	4	5381.82				
34	Udupi	Karkala	VARANGA	GP	PADDY	RF	313	4	4617.81				
35	Udupi	Karkala	YERLAPADI	GP	PADDY	RF	215	4	3430.91				
36	Udupi	Kundapura	AJRI	GP	PADDY	RF	493	4	4463.89				

92

Government of Karnataka
Directorate of Economics and Statistics
GP Level Average Yield data for Kharif season 2017-18

S.N	District	Taluk	Insurance Unit (hobli/ GP)	GP/HOBLI	Crop	IRR_RF	Area_Sown_Ha	No_CCE_Conducted	Average Yield(Kg/Ha)	Name_Of_Higher_Level	No_cce Conducted_Higher	Higher average Yield(Kg/Ha)	SyntheticYield
37	Udupi	Kundapura	ALURU	GP	PADDY	RF	339	4	5016.31				
38	Udupi	Kundapura	AMASBAILU	GP	PADDY	RF	492	4	3814.55				
39	Udupi	Kundapura	AMPARU	GP	PADDY	RF	283	4	4260.05				
40	Udupi	Kundapura	ANEGALLI	GP	PADDY	RF	152	4	6491.83				
41	Udupi	Kundapura	BALKURU	GP	PADDY	RF	160	4	6172.28				
42	Udupi	Kundapura	BASRURU	GP	PADDY	RF	151	4	5075.67				
43	Udupi	Kundapura	BELURU	GP	PADDY	RF	282	4	5121.14				
44	Udupi	Kundapura	BELVE	GP	PADDY	RF	480	4	4039.90				
45	Udupi	Kundapura	BIJADI	GP	PADDY	RF	206	4	8246.56				
46	Udupi	Kundapura	BIJUR	GP	PADDY	RF	466	4	4823.42				
47	Udupi	Kundapura	BYNDURU	GP	PADDY	RF	619	4	2524.58				
48	Udupi	Kundapura	CHITTURU	GP	PADDY	RF	207	4	2864.75				
49	Udupi	Kundapura	GANGOLLI	GP	PADDY	RF	17	4	5998.19				
50	Udupi	Kundapura	GOLIHOLE	GP	PADDY	RF	497	4	4378.37				
51	Udupi	Kundapura	Gopadi	GP	PADDY	RF	97	4	5096.70				
52	Udupi	Kundapura	GUJJADI	GP	PADDY	RF	115	4	6114.32				
53	Udupi	Kundapura	Gulwadi	GP	PADDY	RF	166	4	3810.42				
54	Udupi	Kundapura	HAKLADI	GP	PADDY	RF	393	4	3925.14				

Government of Karnataka
Directorate of Economics and Statistics
GP Level Average Yield data for Kharif season 2017-18

S.N	District	Taluk	Insurance Unit (hobli/ GP)	GP/HOBLI	Crop	IRR_RF	Area_Sown_Ha	No_CCE_Conducted	Average Yield(Kg/Ha)	Name_Of_Higher_Level	No_cce_Conducted_Higher	Higher average Yield(Kg/Ha)	Synthetic Yield
55	Udupi	Kundapura	HALADI	GP	PADDY	RF	240	4	4149.89				
56	Udupi	Kundapura	HALLIHOLE	GP	PADDY	RF	108	4	6011.71				
57	Udupi	Kundapura	HANGALORU	GP	PADDY	RF	161	4	4448.42				
58	Udupi	Kundapura	HARDALLI - MANDALLI	GP	PADDY	RF	337	4	4196.14				
59	Udupi	Kundapura	HATTIYANGADI	GP	PADDY	RF	286	4	6948.99				
60	Udupi	Kundapura	HEMMADI	GP	PADDY	RF	99	4	6559.10				
61	Udupi	Kundapura	HENGAVALLI	GP	PADDY	RF	257	4	4233.14				
62	Udupi	Kundapura	HERURU	GP	PADDY	RF	436	4	5181.69				
63	Udupi	Kundapura	HOMBADI - MANDADI	GP	PADDY	RF	331	4	4393.34				
64	Udupi	Kundapura	HOSAADU	GP	PADDY	RF	119	4	4961.37				
65	Udupi	Kundapura	HOSANGADI	GP	PADDY	RF	213	4	4788.98				
66	Udupi	Kundapura	IDURU KUNJYADI	GP	PADDY	RF	387	4	3189.71				
67	Udupi	Kundapura	JADKAL	GP	PADDY	RF	234	4	3446.26				
68	Udupi	Kundapura	KALAVARA	GP	PADDY	RF	351	4	4829.89				
69	Udupi	Kundapura	KALTHODU	GP	PADDY	RF	311	4	4688.08				
70	Udupi	Kundapura	KAMBADKONE	GP	PADDY	RF	337	4	5428.92				
71	Udupi	Kundapura	Kandavara	GP	PADDY	RF	220	4	4797.39				
72	Udupi	Kundapura	KARKUNJE	GP	PADDY	RF	165	4	4019.55				

Government of Karnataka
Directorate of Economics and Statistics
GP Level Average Yield data for Kharif season 2017-18

S.N	District	Taluk	Insurance Unit (hobli/ GP)	GP/HOBLI	Crop	IRR_RF	Area_Sown_Ha	No_CCE_Conducted	Average Yield(Kg/Ha)	Name_Of_Higher_Level	No_cce Conducted_Higher	Higher average Yield(Kg/Ha)	SyntheticYield
73	Udupi	Kundapura	KATTABELTHURU	GP	PADDY	RF	229	4	5684.55				
74	Udupi	Kundapura	KAVRADI	GP	PADDY	RF	321	4	4752.19				
75	Udupi	Kundapura	KEDURU	GP	PADDY	RF	273	4	6665.98				
76	Udupi	Kundapura	KERADI	GP	PADDY	RF	456	4	4073.12				
77	Udupi	Kundapura	KERGALU	GP	PADDY	RF	286	4	6491.83				
78	Udupi	Kundapura	KIRIMANJESHWARA	GP	PADDY	RF	227	4	6104.92				
79	Udupi	Kundapura	KOLLURU	GP	PADDY	RF	74	4	3958.81				
80	Udupi	Kundapura	KONI	GP	PADDY	RF	181	4	3868.19				
81	Udupi	Kundapura	KORGI	GP	PADDY	RF	275	4	5481.51				
82	Udupi	Kundapura	KOTESHWARA	GP	PADDY	RF	267	4	5421.65				
83	Udupi	Kundapura	KUMBASHI	GP	PADDY	RF	163	4	3754.11				
84	Udupi	Kundapura	Kundapura (ULB)	GP	PADDY	RF	210	4	4206.18				
85	Udupi	Kundapura	MADAMAKKI	GP	PADDY	RF	442	4	3586.48				
86	Udupi	Kundapura	MARAVANTHE	GP	PADDY	RF	102	4	5678.20				
87	Udupi	Kundapura	MOLAHALLI	GP	PADDY	RF	262	4	6486.89				
88	Udupi	Kundapura	NADA	GP	PADDY	RF	673	4	7131.95				
89	Udupi	Kundapura	NAVUNDA	GP	PADDY	RF	113	4	4473.64				
90	Udupi	Kundapura	PADUVARI	GP	PADDY	RF	265	4	6746.58				

8/1

Government of Karnataka
Directorate of Economics and Statistics
GP Level Average Yield data for Kharif season 2017-18

S.N	District	Taluk	Insurance Unit (hobli/ GP)	GP/HOBLI	Crop	IRR_RF	Area_Sown_Ha	No_CCE_Conducted	Average Yield(Kg/Ha)	Name_Of_Higher_Level	No_cce Conducted_Higher	Higher average Yield(Kg/Ha)	Synthetic Yield
91	Udupi	Kundapura	SHANKARNARAYANA	GP	PADDY	RF	452	4	5336.14				
92	Udupi	Kundapura	SHIRUR	GP	PADDY	RF	288	4	5651.74				
93	Udupi	Kundapura	SIDDAPURA	GP	PADDY	RF	221	4	5140.13				
94	Udupi	Kundapura	TEKKATTE	GP	PADDY	RF	250	4	4906.71				
95	Udupi	Kundapura	THALLURU	GP	PADDY	RF	233	4	5163.19				
96	Udupi	Kundapura	TRASI	GP	PADDY	RF	123	4	8257.74				
97	Udupi	Kundapura	Ullur 74	GP	PADDY	RF	126	4	6494.86				
98	Udupi	Kundapura	UPPUNDA	GP	PADDY	RF	313	4	4566.14				
99	Udupi	Kundapura	VANDSE	GP	PADDY	RF	103	4	3862.71				
100	Udupi	Kundapura	YADTHARE	GP	PADDY	RF	319	4	5110.01				
101	Udupi	Kundapura	YEDAMOGE	GP	PADDY	RF	120	4	3779.89				
102	Udupi	Udupi	38 KALATHUR	GP	PADDY	RF	554	4	3912.76				
103	Udupi	Udupi	80 BADAGUBETTU	GP	PADDY	RF	98	4	4540.92				
104	Udupi	Udupi	ALEVOOR	GP	PADDY	RF	201	4	4395.59				
105	Udupi	Udupi	AMBALPADI	GP	PADDY	RF	45	4	5211.54				
106	Udupi	Udupi	AROR	GP	PADDY	RF	241	4	2953.15				
107	Udupi	Udupi	ATHRADI	GP	PADDY	RF	227	4	4192.80				
108	Udupi	Udupi	AVARSE	GP	PADDY	RF	444	4	3174.43				

Government of Karnataka
Directorate of Economics and Statistics
GP Level Average Yield data for Kharif season 2017-18

S.N	District	Taluk	Insurance Unit (hobli/ GP)	GP/HOBLI	Crop	IRR_RF	Area_Sown_Ha	No_CCE_Conducted	Average Yield(Kg/Ha)	Name_Of_Higher_Level	No_cce Conducted_Higher	Higher average Yield(Kg/Ha)	Synthetic Yield
109	Udupi	Udupi	BADA	GP	PADDY	RF	162	4	5856.09				
110	Udupi	Udupi	BADANIDIYOOR	GP	PADDY	RF	12	4	5280.92				
111	Udupi	Udupi	BAIRAMPALLI	GP	PADDY	RF	604	4	5865.77				
112	Udupi	Udupi	BARKUR	GP	PADDY	RF	158	4	4709.10				
113	Udupi	Udupi	BELAPU	GP	PADDY	RF	94	4	4932.82				
114	Udupi	Udupi	BELLE	GP	PADDY	RF	306	4	4753.00				
115	Udupi	Udupi	BILLADI	GP	PADDY	RF	227	4	6197.51				
116	Udupi	Udupi	BOMMARABETTU	GP	PADDY	RF	246	4	5018.38				
117	Udupi	Udupi	CHANTHARU	GP	PADDY	RF	299	4	4597.84				
118	Udupi	Udupi	CHERKADI	GP	PADDY	RF	422	4	4755.35				
119	Udupi	Udupi	HANDADI	GP	PADDY	RF	292	4	5750.88				
120	Udupi	Udupi	HANEHALLI	GP	PADDY	RF	274	4	3662.17				
121	Udupi	Udupi	HARADI	GP	PADDY	RF	239	4	4788.98				
122	Udupi	Udupi	HAVANJE	GP	PADDY	RF	259	4	7815.30				
123	Udupi	Udupi	HEGGUNJE	GP	PADDY	RF	492	4	5432.28				
124	Udupi	Udupi	HEJAMADI	GP	PADDY	RF	176	4	5588.65				
125	Udupi	Udupi	INNANJE	GP	PADDY	RF	262	4	3927.05				
126	Udupi	Udupi	IRODI	GP	PADDY	RF	256	4	5776.54				

8

Government of Karnataka
Directorate of Economics and Statistics
GP Level Average Yield data for Kharif season 2017-18

S.N	District	Taluk	Insurance Unit (hobli/ GP)	GP/HOBLI	Crop	IRR_RF	Area_Sown_Ha	No_CCE_Conducted	Average Yield(Kg/Ha)	Name_Of_Higher_Level	No_cce Conducted_Higher	Higher average Yield(Kg/Ha)	Synthetic Yield
127	Udupi	Udupi	KADEKAR	GP	PADDY	RF	45	4	4650.23				
128	Udupi	Udupi	KADURU	GP	PADDY	RF	440	4	5877.96				
129	Udupi	Udupi	KALYANPURA	GP	PADDY	RF	42	4	4490.46				
130	Udupi	Udupi	Kapu(ULB)	GP	PADDY	RF	370	4	4381.48				
131	Udupi	Udupi	KARJE	GP	PADDY	RF	499	4	3506.60				
132	Udupi	Udupi	KATPAADI	GP	PADDY	RF	223	4	5029.82				
133	Udupi	Udupi	KEMMANNU	GP	PADDY	RF	31	4	5203.76				
134	Udupi	Udupi	KODIBETTU	GP	PADDY	RF	237	4	4640.04				
135	Udupi	Udupi	KODI	GP	PADDY	RF	91	4	5566.83				
136	Udupi	Udupi	KOKKARNE	GP	PADDY	RF	725	4	5160.59				
137	Udupi	Udupi	KOTA	GP	PADDY	RF	505	4	4515.69				
138	Udupi	Udupi	KOTATHATTU	GP	PADDY	RF	232	4	6332.39				
139	Udupi	Udupi	KOTE	GP	PADDY	RF	106	4	4831.60				
140	Udupi	Udupi	KUKKEHALLI	GP	PADDY	RF	444	4	4706.75				
141	Udupi	Udupi	KURKALU	GP	PADDY	RF	271	4	4361.44				
142	Udupi	Udupi	KUTHYARU	GP	PADDY	RF	282	4	3778.21				
143	Udupi	Udupi	MAJUR	GP	PADDY	RF	247	4	5045.46				
144	Udupi	Udupi	MANIPURA	GP	PADDY	RF	196	4	4355.91				

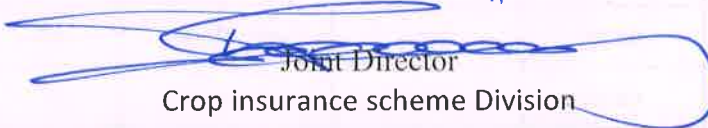
Government of Karnataka
Directorate of Economics and Statistics
GP Level Average Yield data for Kharif season 2017-18

S.N	District	Taluk	Insurance Unit (hobli/ GP)	GP/HOBLI	Crop	IRR_RF	Area_Sown_Ha	No_CCE_Conducted	Average Yield(Kg/Ha)	Name_Of_Higher_Level	No_cce_Conducted_Higher	Higher average Yield(Kg/Ha)	Synthetic Yield
145	Udupi	Udupi	MUDARANGADI	GP	PADDY	RF	246	4	4771.74				
146	Udupi	Udupi	NALKUR	GP	PADDY	RF	474	4	5121.14				
147	Udupi	Udupi	NEELAVARA	GP	PADDY	RF	261	4	5860.41				
148	Udupi	Udupi	PADUBIDRI	GP	PADDY	RF	198	4	6319.45				
149	Udupi	Udupi	PANDESHWARA	GP	PADDY	RF	209	4	5882.17				
150	Udupi	Udupi	PERDOOR	GP	PADDY	RF	663	4	5437.33				
151	Udupi	Udupi	PHALIMARU	GP	PADDY	RF	266	4	5953.49				
152	Udupi	Udupi	Saligrama (ULB)	GP	PADDY	RF	679	4	4742.73				
153	Udupi	Udupi	SHIRIYARA	GP	PADDY	RF	302	4	6138.65				
154	Udupi	Udupi	SHIRVA	GP	PADDY	RF	510	4	4813.06				
155	Udupi	Udupi	THENKA	GP	PADDY	RF	109	4	6062.96				
156	Udupi	Udupi	THENKANIDIYOOR	GP	PADDY	RF	60	4	5115.59				
157	Udupi	Udupi	Udupi (ULB)	GP	PADDY	RF	296	4	4421.58				
158	Udupi	Udupi	UDYAVARA	GP	PADDY	RF	95	4	3321.60				
159	Udupi	Udupi	UPPOOR	GP	PADDY	RF	270	4	6234.05				
160	Udupi	Udupi	VADDARSE	GP	PADDY	RF	573	4	5470.12				
161	Udupi	Udupi	VARAMBALLI	GP	PADDY	RF	110	4	6174.11				
162	Udupi	Udupi	YADTADI	GP	PADDY	RF	367	4	5259.89				

8/2

Government of Karnataka
Directorate of Economics and Statistics
GP Level Average Yield data for Kharif season 2017-18

S.N	District	Taluk	Insurance Unit (hobli/ GP)	GP/HOBLI	Crop	IRR_RF	Area_Sown_Ha	No_CCE_Conducted	Average Yield(Kg/Ha)	Name_Of_Higher_Level	No_cce Conducted_Higher	Higher average Yield(Kg/Ha)	Synthetic Yield
163	Udupi	Udupi	YELLUR	GP	PADDY	RF	231	4	5981.82				


 Joint Director
 Crop insurance scheme Division
 Directorate of Economics and Statistics

9/

Government of Karnataka
Directorate of Economics and Statistics
GP Level Average Yield data for Kharif season 2017-18

S.N	District	Taluk	Insurance Unit (hobli/ GP)	GP/HOBLI	Crop	IRR_RF	Area_Sown_Ha	No_CCE_Conducted	Average Yield(Kg/Ha)	Name_Of_Higher_Level	No_cce Conducted_Higher	Higher average Yield(Kg/Ha)	Synthetic Yield
1	UttarKannada	Ankola	ACHAVE	GP	PADDY	RF	111	4	3247.32				
2	UttarKannada	Ankola	AGASUR	GP	PADDY	RF	315	4	4048.98				
3	UttarKannada	Ankola	AGRAGONA	GP	PADDY	RF	248	4	4944.55				
4	UttarKannada	Ankola	ALAGERI	GP	PADDY	RF	285	4	4549.32				
5	UttarKannada	Ankola	Ankola (ULB)	GP	PADDY	RF	245	4	4797.39				
6	UttarKannada	Ankola	AVARSA	GP	PADDY	RF	356	4	3292.16				
7	UttarKannada	Ankola	BELAMBAR	GP	PADDY	RF	422	4	5530.10				
8	UttarKannada	Ankola	BELASE	GP	PADDY	RF	128	4	3779.77				
9	UttarKannada	Ankola	BELEKERI	GP	PADDY	RF	285	4	5032.85				
10	UttarKannada	Ankola	BHAVIKERI	GP	PADDY	RF	179	4	4318.07				
11	UttarKannada	Ankola	BOBRAWADA	GP	PADDY	RF	88	4	3910.23				
12	UttarKannada	Ankola	DONGRI	GP	PADDY	RF	137	4	2227.67				
13	UttarKannada	Ankola	HARAWADA	GP	PADDY	RF	191	4	4418.98				
14	UttarKannada	Ankola	HATTIKERI	GP	PADDY	RF	362	4	3835.97				
15	UttarKannada	Ankola	HILLUR	GP	PADDY	RF	174	4	5012.81				
16	UttarKannada	Ankola	HONNEBAILU	GP	PADDY	RF	200	4	4115.25				
17	UttarKannada	Ankola	MOGATA	GP	PADDY	RF	120	4	4907.32				

**Government of Karnataka
Directorate of Economics and Statistics**

GP Level Average Yield data for Kharif season 2017-18

S.N	District	Taluk	Insurance Unit (hobli/ GP)	GP/HOBLI	Crop	IRR_RF	Area_Sown_Ha	No_CCE_Conducted	Average Yield(Kg/Ha)	Name_Of_Higher_Level	No_cce Conducted_Higher	Higher average Yield(Kg/Ha)	Synthetic Yield
18	UttarKannada	Ankola	SAGADAGERI	GP	PADDY	RF	364	4	4771.44				
19	UttarKannada	Ankola	SHETAGERI	GP	PADDY	RF	206	4	3721.86				
20	UttarKannada	Ankola	SUNKASALA	GP	PADDY	RF	387	4	3386.39				
21	UttarKannada	Ankola	VANDIGE	GP	PADDY	RF	194	4	4065.80				
22	UttarKannada	Ankola	VASARAKUDRIGE	GP	PADDY	RF	212	4	3932.86				
23	UttarKannada	Bhatkal	BAILUR	GP	PADDY	RF	354	4	5070.69				
24	UttarKannada	Bhatkal	BELKE	GP	PADDY	RF	283	4	3698.77				
25	UttarKannada	Bhatkal	BENGRE	GP	PADDY	RF	478	4	4427.39				
26	UttarKannada	Bhatkal	HADAVALLI	GP	PADDY	RF	312	4	3699.69				
27	UttarKannada	Bhatkal	HEBALE	GP	PADDY	RF	145	4	2900.00				
28	UttarKannada	Bhatkal	Jali(ULB)	GP	PADDY	RF	125	4	4650.23				
29	UttarKannada	Bhatkal	KAYKINI	GP	PADDY	RF	375	4	4818.42				
30	UttarKannada	Bhatkal	KONAR	GP	PADDY	RF	96	4	3632.73				
31	UttarKannada	Bhatkal	KOPPA	GP	PADDY	RF	102	4	3149.21				
32	UttarKannada	Bhatkal	MARUKERI	GP	PADDY	RF	20	4	3342.62				
33	UttarKannada	Bhatkal	MAVALLI - 2	GP	PADDY	RF	122	4	4461.03				
34	UttarKannada	Bhatkal	MAVALLI	GP	PADDY	RF	125	4	4356.76				

Government of Karnataka
Directorate of Economics and Statistics
GP Level Average Yield data for Kharif season 2017-18

S.N	District	Taluk	Insurance Unit (hobli/ GP)	GP/HOBLI	Crop	IRR_RF	Area_Sown_Ha	No_CCE_Conducted	Average Yield(Kg/Ha)	Name_Of_Higher_Level	No_cce Conducted_Higher	Higher average Yield(Kg/Ha)	Synthetic Yield
35	UttarKannada	Bhatkal	MAVINAKURVE	GP	PADDY	RF	40	4	4535.89				
36	UttarKannada	Bhatkal	MUNDALLI	GP	PADDY	RF	115	4	5144.91				
37	UttarKannada	Bhatkal	MUTTALLI	GP	PADDY	RF	165	4	3720.17				
38	UttarKannada	Bhatkal	SHIRALI	GP	PADDY	RF	392	4	4609.80				
39	UttarKannada	Bhatkal	YALVADIKAVUR	GP	PADDY	RF	197	4	4744.83				
40	UttarKannada	Haliyal	ARLAWADA	GP	Maize (Makka)	RF	96	4	6696.91				
41	UttarKannada	Haliyal	BELAVATAGI	GP	Maize (Makka)	RF	272	4	5818.84				
42	UttarKannada	Haliyal	BUZURKANCHANALLI	GP	Maize (Makka)	RF	285	4	5642.44				
43	UttarKannada	Haliyal	CHIBBALAGERI	GP	Maize (Makka)	RF	165	4	8017.95				
44	UttarKannada	Haliyal	GUNDOLLI	GP	Maize (Makka)	RF	264	4	5737.59				
45	UttarKannada	Haliyal	HAVAGI	GP	Maize (Makka)	RF	217	4	5043.00				
46	UttarKannada	Haliyal	JANAGA	GP	Maize (Makka)	RF	281	4	5451.89				
47	UttarKannada	Haliyal	KAVALAVADA	GP	Maize (Makka)	RF	331	4	5666.82				
48	UttarKannada	Haliyal	KESAROLLI	GP	Maize (Makka)	RF	174	4	6185.80				
49	UttarKannada	Haliyal	MADNALLI	GP	Maize (Makka)	RF	159	4	3716.72				
50	UttarKannada	Haliyal	MANGALAWADA	GP	Maize (Makka)	RF	137	4	5556.73				
51	UttarKannada	Haliyal	MODALAGERA	GP	Maize (Makka)	RF	65	4	5873.89				

Govèrnment of Karnataka
Directorate of Economics and Statistics
GP Level Average Yield data for Kharif season 2017-18

S.N	District	Taluk	Insurance Unit (hobli/ GP)	GP/HOBLI	Crop	IRR_RF	Area_Sown_Ha	No_CCE_Conducted	Average Yield(Kg/Ha)	Name_Of_Higher_Level	No_cce Conducted_Higher	Higher average Yield(Kg/Ha)	Synthetic Yield
52	UttarKannada	Haliyal	MURKAWADA	GP	Maize (Makka)	RF	644	4	6282.78				
53	UttarKannada	Haliyal	NAGASHETTIKOPPA	GP	Maize (Makka)	RF	167	4	5947.28				
54	UttarKannada	Haliyal	SAMBRANI	GP	Maize (Makka)	RF	66	4	7569.74				
55	UttarKannada	Haliyal	TATWANAGI	GP	Maize (Makka)	RF	315	4	7024.55				
56	UttarKannada	Haliyal	TERAGAON	GP	Maize (Makka)	RF	67	4	4607.89				
57	UttarKannada	Haliyal	YADOGA	GP	Maize (Makka)	RF	118	4	5714.00				
58	UttarKannada	Haliyal	ARLAWADA	GP	PADDY	IRR	61	4	1727.37				
59	UttarKannada	Haliyal	BELAVATAGI	GP	PADDY	IRR	24	4	1899.44				
60	UttarKannada	Haliyal	BUZURKANCHANALLI	GP	PADDY	IRR	55	4	1262.18				
61	UttarKannada	Haliyal	CHIBBALAGERI	GP	PADDY	IRR	41	4	1800.11				
62	UttarKannada	Haliyal	Haliyala (ULB)	GP	PADDY	IRR	47	4	3310.97				
63	UttarKannada	Haliyal	HAVAGI	GP	PADDY	IRR	71	4	2223.31				
64	UttarKannada	Haliyal	JANAGA	GP	PADDY	IRR	43	4	2065.94				
65	UttarKannada	Haliyal	KAVALAVADA	GP	PADDY	IRR	23	4	1785.82				
66	UttarKannada	Haliyal	MADNALLI	GP	PADDY	IRR	146	4	1012.49				
67	UttarKannada	Haliyal	MANGALAWADA	GP	PADDY	IRR	91	4	2312.19				
68	UttarKannada	Haliyal	MURKAWADA	GP	PADDY	IRR	71	4	2572.93				
69	UttarKannada	Haliyal	NAGASHETTIKOPPA	GP	PADDY	IRR	31	4	1042.02				

Government of Karnataka
Directorate of Economics and Statistics
GP Level Average Yield data for Kharif season 2017-18

S.N	District	Taluk	Insurance Unit (hobli/ GP)	GP/HOBLI	Crop	IRR_RF	Area_Sown_Ha	No_CCE_Conducted	Average Yield(Kg/Ha)	Name_Of_Higher_Level	No_cce Conducted_Higher	Higher average Yield(Kg/Ha)	Synthetic Yield
70	UttarKannada	Haliyal	SAMBRANI	GP	PADDY	IRR	50	4	2482.28				
71	UttarKannada	Haliyal	TATWANAGI	GP	PADDY	IRR	69	4	1420.89				
72	UttarKannada	Haliyal	TERAGAON	GP	PADDY	IRR	64	4	1262.93				
73	UttarKannada	Haliyal	YADOGA	GP	PADDY	IRR	56	4	2494.59				
74	UttarKannada	Haliyal	ALUR	GP	PADDY	RF	95	4	1410.14				
75	UttarKannada	Haliyal	AMBEWADI	GP	PADDY	RF	2			Hobli Level	26	1236.41	
76	UttarKannada	Haliyal	AMBIKANAGAR	GP	PADDY	RF	72	4	848.31				
77	UttarKannada	Haliyal	ARLAWADA	GP	PADDY	RF	575	4	1619.34				
78	UttarKannada	Haliyal	BADAKANASHIRADA	GP	PADDY	RF	53	4	1141.63				
79	UttarKannada	Haliyal	BELAVATAGI	GP	PADDY	RF	317	4	666.14				
80	UttarKannada	Haliyal	BHAGAVATI	GP	PADDY	RF	99	4	1086.04				
81	UttarKannada	Haliyal	BUZURKANCHANALLI	GP	PADDY	RF	484	4	1247.24				
82	UttarKannada	Haliyal	CHIBBALAGERI	GP	PADDY	RF	402	4	1090.32				
83	UttarKannada	Haliyal	GUNDOLLI	GP	PADDY	RF	419	4	2605.37				
84	UttarKannada	Haliyal	Haliyala (ULB)	GP	PADDY	RF	44	4	2244.57				
85	UttarKannada	Haliyal	HAVAGI	GP	PADDY	RF	465	4	724.46				
86	UttarKannada	Haliyal	JANAGA	GP	PADDY	RF	514	4	1702.54				
87	UttarKannada	Haliyal	KAVALAVADA	GP	PADDY	RF	239	4	804.95				

Government of Karnataka
Directorate of Economics and Statistics
GP Level Average Yield data for Kharif season 2017-18

S.N	District	Taluk	Insurance Unit (hobli/ GP)	GP/HOBLI	Crop	IRR_RF	Area_Sown_Ha	No_CCE_Conducted	Average Yield(Kg/Ha)	Name_Of_Higher_Level	No_cce_Conducted_Higher	Higher average Yield(Kg/Ha)	Synthetic Yield
88	UttarKannada	Haliyal	KESAROLLI	GP	PADDY	RF	353	4	1049.27				
89	UttarKannada	Haliyal	MADNALLI	GP	PADDY	RF	498	4	1593.86				
90	UttarKannada	Haliyal	MANGALAWADA	GP	PADDY	RF	484	4	1139.21				
91	UttarKannada	Haliyal	MODALAGERA	GP	PADDY	RF	251	4	1517.89				
92	UttarKannada	Haliyal	MURKAWADA	GP	PADDY	RF	534	4	1804.37				
93	UttarKannada	Haliyal	NAGASHETTIKOPPA	GP	PADDY	RF	254	4	1167.28				
94	UttarKannada	Haliyal	SAMBRANI	GP	PADDY	RF	239	4	1171.56				
95	UttarKannada	Haliyal	TATTIGERI	GP	PADDY	RF	222	4	2796.34				
96	UttarKannada	Haliyal	TATWANAGI	GP	PADDY	RF	424	4	1513.62				
97	UttarKannada	Haliyal	TERAGAON	GP	PADDY	RF	368	4	737.93				
98	UttarKannada	Haliyal	YADOGA	GP	PADDY	RF	329	4	1804.37				
99	UttarKannada	Honnavar	BALAKUR	GP	PADDY	RF	59	4	3794.19				
100	UttarKannada	Honnavar	CHANDAVAR	GP	PADDY	RF	410	4	2365.66				
101	UttarKannada	Honnavar	CHIKKANAKOD	GP	PADDY	RF	47	4	4519.34				
102	UttarKannada	Honnavar	HADINABAL	GP	PADDY	RF	41	4	5106.71				
103	UttarKannada	Honnavar	HALADIPUR	GP	PADDY	RF	301	4	3333.12				
104	UttarKannada	Honnavar	HERANGADI	GP	PADDY	RF	112	4	4297.05				
105	UttarKannada	Honnavar	Honnvara (ULB)	GP	PADDY	RF	56	4	2907.49				

Government of Karnataka
Directorate of Economics and Statistics
GP Level Average Yield data for Kharif season 2017-18

S.N	District	Taluk	Insurance Unit (hobli/ GP)	GP/HOBLI	Crop	IRR_RF	Area_Sown_Ha	No_CCE_Conducted	Average Yield(Kg/Ha)	Name_Of_Higher_Level	No_cce_Conducted_Higher	Higher average Yield(Kg/Ha)	Synthetic Yield
106	UttarKannada	Honnavar	JALAVALLI	GP	PADDY	RF	147	4	4448.41				
107	UttarKannada	Honnavar	KADATOKA	GP	PADDY	RF	117	4	2429.94				
108	UttarKannada	Honnavar	KADLE	GP	PADDY	RF	50	4	2949.29				
109	UttarKannada	Honnavar	KARKI	GP	PADDY	RF	200	4	2969.26				
110	UttarKannada	Honnavar	KASARAKOD	GP	PADDY	RF	156	4	3994.32				
111	UttarKannada	Honnavar	KELAGINUR	GP	PADDY	RF	172	4	3897.62				
112	UttarKannada	Honnavar	KHARVA	GP	PADDY	RF	71	4	3747.17				
113	UttarKannada	Honnavar	KUDRIGI	GP	PADDY	RF	8	4	2710.56				
114	UttarKannada	Honnavar	MANKI B(ANANTHAWADI)	GP	PADDY	RF	77	4	5094.05				
115	UttarKannada	Honnavar	MANKI C(CHITHARA)	GP	PADDY	RF	57	4	4149.89				
116	UttarKannada	Honnavar	MANKI	GP	PADDY	RF	561	4	4229.78				
117	UttarKannada	Honnavar	MAVINAKURVA	GP	PADDY	RF	161	4	4426.72				
118	UttarKannada	Honnavar	MELINA IDAGUNJI	GP	PADDY	RF	32	4	3887.53				
119	UttarKannada	Honnavar	NAGARABASTIKERI	GP	PADDY	RF	41	4	3232.86				
120	UttarKannada	Honnavar	NAVILGONA	GP	PADDY	RF	127	4	2525.52				
121	UttarKannada	Honnavar	SALAKOD	GP	PADDY	RF	30	4	2095.12				
122	UttarKannada	Honnavar	UPPONI	GP	PADDY	RF	43	4	3394.84				
123	UttarKannada	Joida	AKHETI	GP	PADDY	RF	488	4	3394.95				

**Government of Karnataka
Directorate of Economics and Statistics**

GP Level Average Yield data for Kharif season 2017-18

S.N	District	Taluk	Insurance Unit (hobli/ GP)	GP/HOBLI	Crop	IRR_RF	Area_Sown_Ha	No_CCE_Conducted	Average Yield(Kg/Ha)	Name_Of_Higher_Level	No_cce Conducted_Higher	Higher average Yield(Kg/Ha)	Synthetic Yield
124	UttarKannada	Joida	ANASHI	GP	PADDY	RF	208	4	3745.56				
125	UttarKannada	Joida	ASU	GP	PADDY	RF	563	4	4301.41				
126	UttarKannada	Joida	AVEDA	GP	PADDY	RF	70	4	3536.05				
127	UttarKannada	Joida	BAZARKUNANG	GP	PADDY	RF	169	4	3138.40				
128	UttarKannada	Joida	GANGODA	GP	PADDY	RF	315	4	3839.62				
129	UttarKannada	Joida	JAGALAPET	GP	PADDY	RF	245	4	4157.22				
130	UttarKannada	Joida	JOIDA	GP	PADDY	RF	217	4	3772.07				
131	UttarKannada	Joida	KATELI	GP	PADDY	RF	634	1	2945.99				
132	UttarKannada	Joida	NAGODA	GP	PADDY	RF	261	4	2958.82				
133	UttarKannada	Joida	NANDIGADDE	GP	PADDY	RF	110	4	3115.90				
134	UttarKannada	Joida	PRADHANI	GP	PADDY	RF	269	4	2950.27				
135	UttarKannada	Joida	RAMANAGAR	GP	PADDY	RF	261	4	3279.50				
136	UttarKannada	Joida	SHINGARAGAON	GP	PADDY	RF	458	4	4079.07				
137	UttarKannada	Joida	ULAVI	GP	PADDY	RF	277	4	3514.67				
138	UttarKannada	Karwar	AMADALLI	GP	PADDY	RF	159	4	5104.33				
139	UttarKannada	Karwar	ASNOTI	GP	PADDY	RF	36	4	3013.58				
140	UttarKannada	Karwar	CHENDIA	GP	PADDY	RF	98	4	4590.91				
141	UttarKannada	Karwar	CHITTAKULA	GP	PADDY	RF	28	4	3195.46				

Government of Karnataka
Directorate of Economics and Statistics
GP Level Average Yield data for Kharif season 2017-18

S.N	District	Taluk	Insurance Unit (hobli/ GP)	GP/HOBLI	Crop	IRR_RF	Area_Sown_Ha	No_CCE_Conducted	Average Yield(Kg/Ha)	Name_Of_Higher_Level	No_cce Conducted_Higher	Higher average Yield(Kg/Ha)	Synthetic Yield
142	UttarKannada	Karwar	DEVALAMAKKI	GP	PADDY	RF	524	4	4599.78				
143	UttarKannada	Karwar	GHADASAI	GP	PADDY	RF	182	4	5776.25				
144	UttarKannada	Karwar	GOTEGALI	GP	PADDY	RF	165	4	3719.90				
145	UttarKannada	Karwar	HANAKONA	GP	PADDY	RF	88	4	4018.24				
146	UttarKannada	Karwar	Karwar (ULB)	GP	PADDY	RF	24	4	4650.24				
147	UttarKannada	Karwar	KERAVADI	GP	PADDY	RF	108	4	3444.36				
148	UttarKannada	Karwar	KINNAR	GP	PADDY	RF	287	4	4463.85				
149	UttarKannada	Karwar	MAJALI	GP	PADDY	RF	4	4	2926.37				
150	UttarKannada	Karwar	MALLAPUR	GP	PADDY	RF	140	4	2854.60				
151	UttarKannada	Karwar	MUDAGERI	GP	PADDY	RF	32	4	3073.53				
152	UttarKannada	Karwar	SHIRAVAD	GP	PADDY	RF	11	4	4625.01				
153	UttarKannada	Karwar	THODURU	GP	PADDY	RF	133	4	3738.41				
154	UttarKannada	Karwar	VAILAVADA	GP	PADDY	RF	61	4	4349.21				
155	UttarKannada	Kumta	ALAKOD	GP	PADDY	RF	54	4	2511.47				
156	UttarKannada	Kumta	BAAD	GP	PADDY	RF	136	4	3041.43				
157	UttarKannada	Kumta	BARGI	GP	PADDY	RF	159	4	5242.07				
158	UttarKannada	Kumta	DEVAGIRI	GP	PADDY	RF	147	4	2937.04				
159	UttarKannada	Kumta	DIVAGI	GP	PADDY	RF	84	4	4223.58				

Government of Karnataka
Directorate of Economics and Statistics
GP Level Average Yield data for Kharif season 2017-18

S.N	District	Taluk	Insurance Unit (hobli/ GP)	GP/HOBLI	Crop	IRR_RF	Area_Sown_Ha	No_CCE_Conducted	Average Yield(Kg/Ha)	Name_Of_Higher_Level	No_cce Conducted_Higher	Higher average Yield(Kg/Ha)	Synthetic Yield
160	UttarKannada	Kumta	GOKARNA	GP	PADDY	RF	243	4	5230.06				
161	UttarKannada	Kumta	HANEHALLI	GP	PADDY	RF	227	4	4455.33				
162	UttarKannada	Kumta	HEGDE	GP	PADDY	RF	414	4	3252.31				
163	UttarKannada	Kumta	HIREGUTTI	GP	PADDY	RF	226	4	3463.36				
164	UttarKannada	Kumta	HOLANAGADDE	GP	PADDY	RF	268	4	4852.05				
165	UttarKannada	Kumta	KAGAL	GP	PADDY	RF	156	4	3359.34				
166	UttarKannada	Kumta	KALABHAG	GP	PADDY	RF	246	4	2371.37				
167	UttarKannada	Kumta	KALLABBE	GP	PADDY	RF	65	4	3114.64				
168	UttarKannada	Kumta	KODAKANI	GP	PADDY	RF	73	4	2556.90				
169	UttarKannada	Kumta	Kumta (ULB)	GP	PADDY	RF	306	4	3618.74				
170	UttarKannada	Kumta	MIRJAN	GP	PADDY	RF	167	4	4218.77				
171	UttarKannada	Kumta	MUROOR	GP	PADDY	RF	36	4	3002.05				
172	UttarKannada	Kumta	NADUMASKERI	GP	PADDY	RF	307	4	3117.33				
173	UttarKannada	Kumta	SANTEGULI	GP	PADDY	RF	312	4	3970.01				
174	UttarKannada	Kumta	SOPPINAHALLI	GP	PADDY	RF	396	4	3484.05				
175	UttarKannada	Kumta	TORKE	GP	PADDY	RF	208	4	4265.74				
176	UttarKannada	Kumta	VALAGALLI	GP	PADDY	RF	72	4	2850.16				
177	UttarKannada	Mundgod	BACHANAKI	GP	Maize (Makka)	RF	299	4	5708.76				

Government of Karnataka
Directorate of Economics and Statistics
GP Level Average Yield data for Kharif season 2017-18

S.N	District	Taluk	Insurance Unit (hobli/ GP)	GP/HOBLI	Crop	IRR_RF	Area_Sown_Ha	No_CCE_Conducted	Average Yield(Kg/Ha)	Name_Of_Higher_Level	No_cce Conducted_Higher	Higher average Yield(Kg/Ha)	Synthetic Yield
178	UttarKannada	Mundgod	CHAVADALLI	GP	Maize (Makka)	RF	226	4	5229.09				
179	UttarKannada	Mundgod	CHIGALLI	GP	Maize (Makka)	RF	121	4	5803.12				
180	UttarKannada	Mundgod	HUNAGUND	GP	Maize (Makka)	RF	470	4	4052.22				
181	UttarKannada	Mundgod	INDOOR	GP	Maize (Makka)	RF	115	4	6067.85				
182	UttarKannada	Mundgod	KODAMBI	GP	Maize (Makka)	RF	183	4	6448.96				
183	UttarKannada	Mundgod	MALAGI	GP	Maize (Makka)	RF	174	4	6516.27				
184	UttarKannada	Mundgod	NANDIKATTA	GP	Maize (Makka)	RF	223	4	6668.08				
185	UttarKannada	Mundgod	PALA	GP	Maize (Makka)	RF	85	4	6458.39				
186	UttarKannada	Mundgod	SALGAON	GP	Maize (Makka)	RF	98	4	6985.23				
187	UttarKannada	Mundgod	BACHANAKI	GP	PADDY	IRR	123	4	4739.78				
188	UttarKannada	Mundgod	CHAVADALLI	GP	PADDY	IRR	129	4	2772.95				
189	UttarKannada	Mundgod	CHIGALLI	GP	PADDY	IRR	133	4	2498.11				
190	UttarKannada	Mundgod	GUNJAVATI	GP	PADDY	IRR	79	4	2661.28				
191	UttarKannada	Mundgod	HUNAGUND	GP	PADDY	IRR	180	4	2464.74				
192	UttarKannada	Mundgod	INDOOR	GP	PADDY	IRR	190	4	2515.07				
193	UttarKannada	Mundgod	KATUR	GP	PADDY	IRR	90	4	2015.11				
194	UttarKannada	Mundgod	KODAMBI	GP	PADDY	IRR	189	4	2781.39				
195	UttarKannada	Mundgod	MALAGI	GP	PADDY	IRR	284	4	2990.55				

Government of Karnataka
Directorate of Economics and Statistics
GP Level Average Yield data for Kharif season 2017-18

S.N	District	Taluk	Insurance Unit (hobli/ GP)	GP/HOBLI	Crop	IRR_RF	Area_Sown_Ha	No_CCE_Conducted	Average Yield(Kg/Ha)	Name_Of_Higher_Level	No_cce Conducted_Higher	Higher average Yield(Kg/Ha)	Synthetic Yield
196	UttarKannada	Mundgod	NAGANURU	GP	PADDY	IRR	80	4	2672.41				
197	UttarKannada	Mundgod	NANDIKATTA	GP	PADDY	IRR	163	4	3055.86				
198	UttarKannada	Mundgod	ONIKERI	GP	PADDY	IRR	164	4	2146.53				
199	UttarKannada	Mundgod	PALA	GP	PADDY	IRR	149	4	2657.81				
200	UttarKannada	Mundgod	SALGAON	GP	PADDY	IRR	190	4	3968.23				
201	UttarKannada	Mundgod	BACHANAKI	GP	PADDY	RF	374	4	1820.28				
202	UttarKannada	Mundgod	BEDASAGAON	GP	PADDY	RF	237	4	2083.80				
203	UttarKannada	Mundgod	CHAVADALLI	GP	PADDY	RF	563	4	2231.94				
204	UttarKannada	Mundgod	CHIGALLI	GP	PADDY	RF	463	4	2152.97				
205	UttarKannada	Mundgod	GUNJAVATI	GP	PADDY	RF	292	4	2312.28				
206	UttarKannada	Mundgod	HUNAGUND	GP	PADDY	RF	447	4	1861.96				
207	UttarKannada	Mundgod	INDOOR	GP	PADDY	RF	412	4	2094.71				
208	UttarKannada	Mundgod	KATUR	GP	PADDY	RF	389	4	2107.95				
209	UttarKannada	Mundgod	KODAMBI	GP	PADDY	RF	349	4	1171.56				
210	UttarKannada	Mundgod	MAINALLI	GP	PADDY	RF	440	4	1492.24				
211	UttarKannada	Mundgod	MALAGI	GP	PADDY	RF	478	4	2305.23				
212	UttarKannada	Mundgod	Mundagod (ULB)	GP	PADDY	RF	333	4	1770.16				
213	UttarKannada	Mundgod	NAGANURU	GP	PADDY	RF	593	4	1649.53				

Government of Karnataka
Directorate of Economics and Statistics
GP Level Average Yield data for Kharif season 2017-18

S.N	District	Taluk	Insurance Unit (hobli/ GP)	GP/HOBLI	Crop	IRR_RF	Area_Sown_Ha	No_CCE_Conducted	Average Yield(Kg/Ha)	Name_Of_Higher_Level	No_cce Conducted_Higher	Higher average Yield(Kg/Ha)	Synthetic Yield
214	UttarKannada	Mundgod	NANDIKATTA	GP	PADDY	RF	435	4	1629.06				
215	UttarKannada	Mundgod	ONIKERI	GP	PADDY	RF	121	4	2371.67				
216	UttarKannada	Mundgod	PALA	GP	PADDY	RF	414	4	1320.78				
217	UttarKannada	Mundgod	SALGAON	GP	PADDY	RF	638	4	1603.41				
218	UttarKannada	Siddapur	ANALEBAIL	GP	PADDY	RF	88	4	2867.33				
219	UttarKannada	Siddapur	BEDAKANI	GP	PADDY	RF	325	4	3150.20				
220	UttarKannada	Siddapur	BIDRAKAN	GP	PADDY	RF	175	4	3910.23				
221	UttarKannada	Siddapur	BILAGI	GP	PADDY	RF	195	4	4044.86				
222	UttarKannada	Siddapur	DODMANE	GP	PADDY	RF	160	4	3212.80				
223	UttarKannada	Siddapur	HALAGERI	GP	PADDY	RF	576	4	3058.17				
224	UttarKannada	Siddapur	HARSIKATTA	GP	PADDY	RF	121	4	2396.99				
225	UttarKannada	Siddapur	HASARAGOD	GP	PADDY	RF	34	4	3680.57				
226	UttarKannada	Siddapur	HEGGARANI	GP	PADDY	RF	80	4	2506.18				
227	UttarKannada	Siddapur	ITAGI	GP	PADDY	RF	105	4	3102.35				
228	UttarKannada	Siddapur	KANGOD	GP	PADDY	RF	401	4	3429.04				
229	UttarKannada	Siddapur	KAVANCHUR	GP	PADDY	RF	931	4	3553.15				
230	UttarKannada	Siddapur	KOLSIRSI	GP	PADDY	RF	538	4	3645.87				
231	UttarKannada	Siddapur	KORLAKAI(ADUKATTA)	GP	PADDY	RF	257	4	3044.34				

Government of Karnataka
Directorate of Economics and Statistics
GP Level Average Yield data for Kharif season 2017-18

S.N	District	Taluk	Insurance Unit (hobli/ GP)	GP/HOBLI	Crop	IRR_RF	Area_Sown_Ha	No_CCE_Conducted	Average Yield(Kg/Ha)	Name_Of_Higher_Level	No_cce Conducted_Higher	Higher average Yield(Kg/Ha)	Synthetic Yield
232	UttarKannada	Siddapur	KYADAGI	GP	PADDY	RF	139	4	2686.90				
233	UttarKannada	Siddapur	MANAMANE	GP	PADDY	RF	350	4	2317.46				
234	UttarKannada	Siddapur	NILKUND	GP	PADDY	RF	115	4	3236.74				
235	UttarKannada	Siddapur	SHIRALAGI	GP	PADDY	RF	439	4	2927.02				
236	UttarKannada	Siddapur	Siddapura (ULB)	GP	PADDY	RF	330	4	4034.99				
237	UttarKannada	Siddapur	SOVINAKOPPA	GP	PADDY	RF	160	4	3986.71				
238	UttarKannada	Siddapur	TANDAGUNDI	GP	PADDY	RF	99	4	2916.92				
239	UttarKannada	Siddapur	TAREHALLI KANSUR	GP	PADDY	RF	196	4	3356.17				
240	UttarKannada	Siddapur	TYAGALI	GP	PADDY	RF	155	4	2490.20				
241	UttarKannada	Siddapur	VAJAGOD	GP	PADDY	RF	131	4	3351.78				
242	UttarKannada	Sirsi	ANDAGI	GP	PADDY	RF	605	4	923.55				
243	UttarKannada	Sirsi	BADANAGOD	GP	PADDY	RF	1384	4	1252.80				
244	UttarKannada	Sirsi	BANAVASI	GP	PADDY	RF	285	4	2318.91				
245	UttarKannada	Sirsi	BANDAL	GP	PADDY	RF	212	4	3306.59				
246	UttarKannada	Sirsi	BANKANAL	GP	PADDY	RF	649	4	2060.79				
247	UttarKannada	Sirsi	BHAIRUMBE	GP	PADDY	RF	97	4	3125.57				
248	UttarKannada	Sirsi	BHASI	GP	PADDY	RF	773	4	2420.08				
249	UttarKannada	Sirsi	BISALAKOPPA	GP	PADDY	RF	418	4	2069.17				

Government of Karnataka
Directorate of Economics and Statistics
GP Level Average Yield data for Kharif season 2017-18

S.N	District	Taluk	Insurance Unit (hobli/ GP)	GP/HOBLI	Crop	IRR_RF	Area_Sown_Ha	No_CCE_Conducted	Average Yield(Kg/Ha)	Name_Of_Higher_Level	No_cce Conducted_Higher	Higher average Yield(Kg/Ha)	Synthetic Yield
250	UttarKannada	Sirsi	DEVANALLI	GP	PADDY	RF	286	4	2591.11				
251	UttarKannada	Sirsi	DODNALLI	GP	PADDY	RF	337	4	4594.70				
252	UttarKannada	Sirsi	GUDDAPUR	GP	PADDY	RF	547	4	1864.95				
253	UttarKannada	Sirsi	HALGADDE	GP	PADDY	RF	270	4	2789.23				
254	UttarKannada	Sirsi	HULEKAL	GP	PADDY	RF	71	4	2706.51				
255	UttarKannada	Sirsi	HUNASEKOPPA	GP	PADDY	RF	143	4	3912.31				
256	UttarKannada	Sirsi	ISALUR	GP	PADDY	RF	187	4	3300.18				
257	UttarKannada	Sirsi	ITAGULI	GP	PADDY	RF	90	4	2600.83				
258	UttarKannada	Sirsi	JANMANE	GP	PADDY	RF	87	4	2734.50				
259	UttarKannada	Sirsi	KANAGOD	GP	PADDY	RF	143	4	3639.18				
260	UttarKannada	Sirsi	KODLAGADDE	GP	PADDY	RF	104	4	2845.25				
261	UttarKannada	Sirsi	KULAVE	GP	PADDY	RF	172	4	3578.80				
262	UttarKannada	Sirsi	MANJAGUNI	GP	PADDY	RF	239	4	3166.09				
263	UttarKannada	Sirsi	MELINA ONIKERI	GP	PADDY	RF	79	4	2417.52				
264	UttarKannada	Sirsi	NEGGU	GP	PADDY	RF	186	4	2634.23				
265	UttarKannada	Sirsi	SADASHIVALLI	GP	PADDY	RF	100	4	3729.40				
266	UttarKannada	Sirsi	SALKANI	GP	PADDY	RF	228	4	3202.54				
267	UttarKannada	Sirsi	SHIVALLI	GP	PADDY	RF	203	4	3409.69				

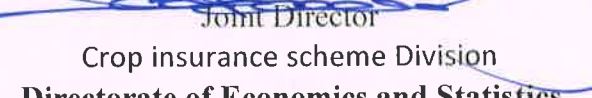
**Government of Karnataka
Directorate of Economics and Statistics**

GP Level Average Yield data for Kharif season 2017-18

S.N	District	Taluk	Insurance Unit (hobli/ GP)	GP/HOBLI	Crop	IRR_RF	Area_Sown_Ha	No_CCE_Conducted	Average Yield(Kg/Ha)	Name_Of_Higher_Level	No_cce_Conducted_Higher	Higher average Yield(Kg/Ha)	SyntheticYield
268	UttarKannada	Sirsi	SONDHA	GP	PADDY	RF	98	4	4605.89				
269	UttarKannada	Sirsi	SUGAVI	GP	PADDY	RF	243	4	3360.74				
270	UttarKannada	Sirsi	UNCHALLI	GP	PADDY	RF	266	4	3421.62				
271	UttarKannada	Sirsi	VANALLI	GP	PADDY	RF	137	4	2922.79				
272	UttarKannada	Sirsi	YADALLI	GP	PADDY	RF	71	4	3617.29				
273	UttarKannada	Yellapur	ANAGOD	GP	PADDY	RF	225	4	3283.78				
274	UttarKannada	Yellapur	CHANDHAGULI	GP	PADDY	RF	260	4	4297.13				
275	UttarKannada	Yellapur	DEHALLI	GP	PADDY	RF	109	4	2664.73				
276	UttarKannada	Yellapur	HASANAGI	GP	PADDY	RF	232	4	2600.08				
277	UttarKannada	Yellapur	HITALALLI	GP	PADDY	RF	80	4	3531.77				
278	UttarKannada	Yellapur	IDAGUNDI	GP	PADDY	RF	214	4	2828.00				
279	UttarKannada	Yellapur	KANNIGERI	GP	PADDY	RF	400	4	2660.37				
280	UttarKannada	Yellapur	KIRAVATTI	GP	PADDY	RF	453	4	2492.76				
281	UttarKannada	Yellapur	KUNDARGI	GP	PADDY	RF	230	4	4211.62				
282	UttarKannada	Yellapur	MADANUR	GP	PADDY	RF	443	4	1175.83				
283	UttarKannada	Yellapur	MANCHIKERI (KAMPLI)	GP	PADDY	RF	128	4	3642.46				
284	UttarKannada	Yellapur	MAVINAMANE	GP	PADDY	RF	216	4	2317.46				
285	UttarKannada	Yellapur	NANDOLLI	GP	PADDY	RF	179	4	2307.20				

Government of Karnataka
Directorate of Economics and Statistics
GP Level Average Yield data for Kharif season 2017-18

S.N	District	Taluk	Insurance Unit (hobli/ GP)	GP/HOBLI	Crop	IRR_RF	Area_Sown_Ha	No_CCE_Conducted	Average Yield(Kg/Ha)	Name_Of_Higher_Level	No_cce Conducted_Higher	Higher average Yield(Kg/Ha)	SyntheticYield
286	UttarKannada	Yellapur	UMMACHIGI	GP	PADDY	RF	179	4	4604.98				
287	UttarKannada	Yellapur	VAJRALLI	GP	PADDY	RF	165	4	3358.50				
288	UttarKannada	Yellapur	Yellapura (ULB)	GP	PADDY	RF	306	4	2686.88				


Joint Director
Crop insurance scheme Division
Directorate of Economics and Statistics

Government of Karnataka
Directorate of Economics and Statistics
GP Level Average Yield data for Kharif season 2017-18

S.N	District	Taluk	Insurance Unit (hobli/ GP)	GP/HOBLI	Crop	IRR_RF	Area_Sown_Ha	No_CCE_Conducted	Average Yield(Kg/Ha)	Name_Of_Higher_Level	No_cce_Conducted_Higher	Higher average Yield(Kg/Ha)	Synthetic Yield
1	Vijayapura	Basvana Bagewadi	ALIMATTI	GP	Maize (Makka)	IRR	4			Hobli Level	26	4335.17	
2	Vijayapura	Basvana Bagewadi	ARASHANAGI	GP	Maize (Makka)	IRR	854	4	4551.84				
3	Vijayapura	Basvana Bagewadi	Basava Bagevadi (ULB)	GP	Maize (Makka)	IRR	43	4	7696.66				
4	Vijayapura	Basvana Bagewadi	BENALA R.C	GP	Maize (Makka)	IRR	5			Hobli Level	26	4335.17	
5	Vijayapura	Basvana Bagewadi	BIRALADINNI	GP	Maize (Makka)	IRR	200	4	2702.10				
6	Vijayapura	Basvana Bagewadi	BYKOD	GP	Maize (Makka)	IRR	114	4	5653.55				
7	Vijayapura	Basvana Bagewadi	CHIMMALAGI	GP	Maize (Makka)	IRR	89	4	5013.90				
8	Vijayapura	Basvana Bagewadi	DINDAWAR	GP	Maize (Makka)	IRR	61	4	4121.85				
9	Vijayapura	Basvana Bagewadi	DONUR	GP	Maize (Makka)	IRR	29	4	4556.88				
10	Vijayapura	Basvana Bagewadi	GANI R. C	GP	Maize (Makka)	IRR	140	4	5624.54				
11	Vijayapura	Basvana Bagewadi	GOLASANGI	GP	Maize (Makka)	IRR	105	4	5887.63				
12	Vijayapura	Basvana Bagewadi	H.HIPPARAGI	GP	Maize (Makka)	IRR	47	4	2336.23				
13	Vijayapura	Basvana Bagewadi	HANAMAPUR	GP	Maize (Makka)	IRR	927	4	4729.95				
14	Vijayapura	Basvana Bagewadi	HEBBAL	GP	Maize (Makka)	IRR	53	4	4064.85				
15	Vijayapura	Basvana Bagewadi	HUNASHYAL P.B.	GP	Maize (Makka)	IRR	93	4	4824.09				
16	Vijayapura	Basvana Bagewadi	INGALESWAR	GP	Maize (Makka)	IRR	30	4	4116.76				
17	Vijayapura	Basvana Bagewadi	ITAGI	GP	Maize (Makka)	IRR	294	4	5427.10				
18	Vijayapura	Basvana Bagewadi	K.SALAWADAGI	GP	Maize (Makka)	IRR	85	4	4643.44				

Government of Karnataka
Directorate of Economics and Statistics
GP Level Average Yield data for Kharif season 2017-18

S.N	District	Taluk	Insurance Unit (hobli/ GP)	GP/HOBLI	Crop	IRR_RF	Area_Sown_Ha	No_CCE_Conducted	Average Yield(Kg/Ha)	Name_Of_Higher_Level	No_cce_Conducted_Higher	Higher average Yield(Kg/Ha)	Synthetic Yield
19	Vijayapura	Basvana Bagewadi	KANAKAL	GP	Maize (Makka)	IRR	62	4	5570.35				
20	Vijayapura	Basvana Bagewadi	Kolhar(ULB)	GP	Maize (Makka)	IRR	275	4	5439.82				
21	Vijayapura	Basvana Bagewadi	KUDAGI	GP	Maize (Makka)	IRR	160	4	5236.27				
22	Vijayapura	Basvana Bagewadi	MALAGHAN	GP	Maize (Makka)	IRR	913	4	4401.73				
23	Vijayapura	Basvana Bagewadi	Managuli(ULB)	GP	Maize (Makka)	IRR	75	4	5495.80				
24	Vijayapura	Basvana Bagewadi	MANNUR	GP	Maize (Makka)	IRR	61	4	2936.18				
25	Vijayapura	Basvana Bagewadi	MARKABBINALLI	GP	Maize (Makka)	IRR	0			Hobli Level	80	4730.65	
26	Vijayapura	Basvana Bagewadi	MASABINAL	GP	Maize (Makka)	IRR	29	4	4925.86				
27	Vijayapura	Basvana Bagewadi	MASUTI	GP	Maize (Makka)	IRR	637	4	5261.72				
28	Vijayapura	Basvana Bagewadi	MULAWAD	GP	Maize (Makka)	IRR	426	4	3633.33				
29	Vijayapura	Basvana Bagewadi	MUTTAGI	GP	Maize (Makka)	IRR	52	4	2815.58				
30	Vijayapura	Basvana Bagewadi	NARASALAGI	GP	Maize (Makka)	IRR	40	4	5874.30				
31	Vijayapura	Basvana Bagewadi	Nidagundi(ULB)	GP	Maize (Makka)	IRR	257	4	3918.30				
32	Vijayapura	Basvana Bagewadi	RONIHAL	GP	Maize (Makka)	IRR	1542	4	4277.05				
33	Vijayapura	Basvana Bagewadi	SIDDANATHA R.C	GP	Maize (Makka)	IRR	744	4	4783.38				
34	Vijayapura	Basvana Bagewadi	TALEWAD	GP	Maize (Makka)	IRR	388	4	6772.81				
35	Vijayapura	Basvana Bagewadi	TELAGI	GP	Maize (Makka)	IRR	440	4	5290.62				
36	Vijayapura	Basvana Bagewadi	UKKALI	GP	Maize (Makka)	IRR	46	4	3841.97				

(S)

Government of Karnataka
Directorate of Economics and Statistics
GP Level Average Yield data for Kharif season 2017-18

S.N	District	Taluk	Insurance Unit (hobli/ GP)	GP/HOBLI	Crop	IRR_RF	Area_So wn_Ha	No_CCE_Conducte d	Average Yield(Kg/Ha)	Name_Of_Higher_Le vel	No_cce Conduct ed_High er	Higher average Yield(Kg/Ha)	SyntheticY ield
37	Vijayapura	Basvana Bagewadi	WADAWADAGI	GP	Maize (Makka)	IRR	57	4	6274.77				
38	Vijayapura	Basvana Bagewadi	WANDAL	GP	Maize (Makka)	IRR	118	4	4691.78				
39	Vijayapura	Basvana Bagewadi	YARANAL	GP	Maize (Makka)	IRR	32	4	5349.24				
40	Vijayapura	Basvana Bagewadi	ALIMATTI	GP	Pigeon pea (red gram/arhar/tur)	RF	5			Hobli Level	30	409.00	
41	Vijayapura	Basvana Bagewadi	ARASHANAGI	GP	Pigeon pea (red gram/arhar/tur)	RF	203	4	324.07				
42	Vijayapura	Basvana Bagewadi	Basava Bagevadi (ULB)	GP	Pigeon pea (red gram/arhar/tur)	RF	1150	4	507.86				
43	Vijayapura	Basvana Bagewadi	BENALA R.C	GP	Pigeon pea (red gram/arhar/tur)	RF	405	4	293.84				
44	Vijayapura	Basvana Bagewadi	BIRALADINNI	GP	Pigeon pea (red gram/arhar/tur)	RF	134	4	791.30				
45	Vijayapura	Basvana Bagewadi	BYKOD	GP	Pigeon pea (red gram/arhar/tur)	RF	250	4	224.91				
46	Vijayapura	Basvana Bagewadi	CHIMMALAGI	GP	Pigeon pea (red gram/arhar/tur)	RF	504	4	336.16				
47	Vijayapura	Basvana Bagewadi	DINDAWAR	GP	Pigeon pea (red gram/arhar/tur)	RF	784	4	1043.54				
48	Vijayapura	Basvana Bagewadi	DONUR	GP	Pigeon pea (red gram/arhar/tur)	RF	526	4	214.03				
49	Vijayapura	Basvana Bagewadi	GANI R. C	GP	Pigeon pea (red gram/arhar/tur)	RF	215	4	337.85				
50	Vijayapura	Basvana Bagewadi	GOLASANGI	GP	Pigeon pea (red gram/arhar/tur)	RF	249	4	180.17				

Government of Karnataka
Directorate of Economics and Statistics
GP Level Average Yield data for Kharif season 2017-18

S.N	District	Taluk	Insurance Unit (hobli/ GP)	GP/HOBLI	Crop	IRR_RF	Area_Sown_Ha	No_CCE_Conducted	Average Yield(Kg/Ha)	Name_Of_Higher_Level	No_cce Conducted_Higher	Higher average Yield(Kg/Ha)	Synthetic Yield
51	Vijayapura	Basvana Bagewadi	H.HIPPARAGI	GP	Pigeon pea (red gram/arhar/tur)	RF	568			Hobli Level	46	441.68	
52	Vijayapura	Basvana Bagewadi	HANAMAPUR	GP	Pigeon pea (red gram/arhar/tur)	RF	29	4	139.06				
53	Vijayapura	Basvana Bagewadi	HEBBAL	GP	Pigeon pea (red gram/arhar/tur)	RF	1330	4	143.89				
54	Vijayapura	Basvana Bagewadi	HUNASHYAL P.B.	GP	Pigeon pea (red gram/arhar/tur)	RF	1033	4	232.17				
55	Vijayapura	Basvana Bagewadi	INGALESWAR	GP	Pigeon pea (red gram/arhar/tur)	RF	590	4	227.33				
56	Vijayapura	Basvana Bagewadi	ITAGI	GP	Pigeon pea (red gram/arhar/tur)	RF	798	4	222.49				
57	Vijayapura	Basvana Bagewadi	K.SALAWADAGI	GP	Pigeon pea (red gram/arhar/tur)	RF	856	4	467.48				
58	Vijayapura	Basvana Bagewadi	KANAKAL	GP	Pigeon pea (red gram/arhar/tur)	RF	1025	4	238.21				
59	Vijayapura	Basvana Bagewadi	Kolhar(ULB)	GP	Pigeon pea (red gram/arhar/tur)	RF	27	4	305.93				
60	Vijayapura	Basvana Bagewadi	KUDAGI	GP	Pigeon pea (red gram/arhar/tur)	RF	504	4	263.61				
61	Vijayapura	Basvana Bagewadi	MALAGHAN	GP	Pigeon pea (red gram/arhar/tur)	RF	390	4	324.07				
62	Vijayapura	Basvana Bagewadi	Managuli(ULB)	GP	Pigeon pea (red gram/arhar/tur)	RF	2689	4	500.61				
63	Vijayapura	Basvana Bagewadi	MANNUR	GP	Pigeon pea (red gram/arhar/tur)	RF	817	4	201.94				

Government of Karnataka
Directorate of Economics and Statistics
GP Level Average Yield data for Kharif season 2017-18

S.N	District	Taluk	Insurance Unit (hobli/ GP)	GP/HOBLI	Crop	IRR_RF	Area_Sown_Ha	No_CCE_Conducted	Average Yield(Kg/Ha)	Name_Of_Higher_Level	No_cce Conducted_Higher	Higher average Yield(Kg/Ha)	Synthetic Yield
64	Vijayapura	Basvana Bagewadi	MARKABBINALLI	GP	Pigeon pea (red gram/arhar/tur)	RF	186	4	179.20				
65	Vijayapura	Basvana Bagewadi	MASABINAL	GP	Pigeon pea (red gram/arhar/tur)	RF	1204	4	195.89				
66	Vijayapura	Basvana Bagewadi	MASUTI	GP	Pigeon pea (red gram/arhar/tur)	RF	281	4	275.17				
67	Vijayapura	Basvana Bagewadi	MULAWAD	GP	Pigeon pea (red gram/arhar/tur)	RF	1214	4	374.85				
68	Vijayapura	Basvana Bagewadi	MUTTAGE	GP	Pigeon pea (red gram/arhar/tur)	RF	1396	4	206.05				
69	Vijayapura	Basvana Bagewadi	NARASALAGE	GP	Pigeon pea (red gram/arhar/tur)	RF	583	4	200.73				
70	Vijayapura	Basvana Bagewadi	Nidagundi(ULB)	GP	Pigeon pea (red gram/arhar/tur)	RF	208	4	507.86				
71	Vijayapura	Basvana Bagewadi	RONIHAL	GP	Pigeon pea (red gram/arhar/tur)	RF	275	4	229.75				
72	Vijayapura	Basvana Bagewadi	SASANUR	GP	Pigeon pea (red gram/arhar/tur)	RF	898	4	120.92				
73	Vijayapura	Basvana Bagewadi	SATIHAL	GP	Pigeon pea (red gram/arhar/tur)	RF	1522	4	457.08				
74	Vijayapura	Basvana Bagewadi	SIDDANATHA R.C	GP	Pigeon pea (red gram/arhar/tur)	RF	33	4	348.98				
75	Vijayapura	Basvana Bagewadi	TALEWAD	GP	Pigeon pea (red gram/arhar/tur)	RF	1009	4	222.49				
76	Vijayapura	Basvana Bagewadi	TELAGI	GP	Pigeon pea (red gram/arhar/tur)	RF	61	4	148.73				

**Government of Karnataka
Directorate of Economics and Statistics**

GP Level Average Yield data for Kharif season 2017-18

S.N	District	Taluk	Insurance Unit (hobli/ GP)	GP/HOBLI	Crop	IRR_RF	Area_Sown_Ha	No_CCE_Conducted	Average Yield(Kg/Ha)	Name_Of_Higher_Level	No_cce_Conducted_Higher	Higher average Yield(Kg/Ha)	Synthetic Yield
77	Vijayapura	Basvana Bagewadi	UKKALI	GP	Pigeon pea (red gram/arhar/tur)	RF	1602	4	206.78				
78	Vijayapura	Basvana Bagewadi	WADAWADAGI	GP	Pigeon pea (red gram/arhar/tur)	RF	678	4	130.59				
79	Vijayapura	Basvana Bagewadi	WANDAL	GP	Pigeon pea (red gram/arhar/tur)	RF	1941	4	507.86				
80	Vijayapura	Basvana Bagewadi	YALAWAR	GP	Pigeon pea (red gram/arhar/tur)	RF	1170	4	667.48				
81	Vijayapura	Basvana Bagewadi	YARANAL	GP	Pigeon pea (red gram/arhar/tur)	RF	858	4	177.75				
82	Vijayapura	Bijapur	AHERI	GP	Pearl Millet (Bajra/Bulrush Millet/Spiked Millet)	RF	330	1	980.20				
83	Vijayapura	Bijapur	AINAPUR	GP	Pearl Millet (Bajra/Bulrush Millet/Spiked Millet)	RF	98	4	1038.87				
84	Vijayapura	Bijapur	ALIYABAD	GP	Pearl Millet (Bajra/Bulrush Millet/Spiked Millet)	RF	430	4	383.05				
85	Vijayapura	Bijapur	ARAKERI	GP	Pearl Millet (Bajra/Bulrush Millet/Spiked Millet)	RF	254	4	851.22				
86	Vijayapura	Bijapur	ARJUNAGI	GP	Pearl Millet (Bajra/Bulrush Millet/Spiked Millet)	RF	30			Hobli Level	26	368.28	
87	Vijayapura	Bijapur	BABALESWAR	GP	Pearl Millet (Bajra/Bulrush Millet/Spiked Millet)	RF	40	4	370.96				
88	Vijayapura	Bijapur	BABANAGAR	GP	Pearl Millet (Bajra/Bulrush Millet/Spiked Millet)	RF	42	4	848.23				
89	Vijayapura	Bijapur	BARATAGI	GP	Pearl Millet (Bajra/Bulrush Millet/Spiked Millet)	RF	520	4	1784.29				

Q1:

Government of Karnataka
Directorate of Economics and Statistics
GP Level Average Yield data for Kharif season 2017-18

S.N	District	Taluk	Insurance Unit (hobli/ GP)	GP/HOBLI	Crop	IRR_RF	Area_Sown_Ha	No_CCE_Conducted	Average Yield(Kg/Ha)	Name_Of_Higher_Level	No_cce_Conducted_Higher	Higher average Yield(Kg/Ha)	Synthetic Yield
90	Vijayapura	Bijapur	Bijapur (ULB)	GP	Pearl Millet (Bajra/Bulrush Millet/Spiked Millet)	RF	235	4	1135.12				
91	Vijayapura	Bijapur	BIJJARAGI	GP	Pearl Millet (Bajra/Bulrush Millet/Spiked Millet)	RF	120	4	404.70				
92	Vijayapura	Bijapur	BOLACHIKKALAKI	GP	Pearl Millet (Bajra/Bulrush Millet/Spiked Millet)	RF	0			Hobli Level	26	368.28	
93	Vijayapura	Bijapur	GONASAGI	GP	Pearl Millet (Bajra/Bulrush Millet/Spiked Millet)	RF	239	4	526.19				
94	Vijayapura	Bijapur	GUNAKI	GP	Pearl Millet (Bajra/Bulrush Millet/Spiked Millet)	RF	150	4	1249.95				
95	Vijayapura	Bijapur	HADAGALI	GP	Pearl Millet (Bajra/Bulrush Millet/Spiked Millet)	RF	38	4	689.49				
96	Vijayapura	Bijapur	HALAGANI	GP	Pearl Millet (Bajra/Bulrush Millet/Spiked Millet)	RF	62	4	114.07				
97	Vijayapura	Bijapur	HEGADIHAL	GP	Pearl Millet (Bajra/Bulrush Millet/Spiked Millet)	RF	12	4	692.71				
98	Vijayapura	Bijapur	HONAGANAHALLI	GP	Pearl Millet (Bajra/Bulrush Millet/Spiked Millet)	RF	0			Hobli Level	26	368.28	
99	Vijayapura	Bijapur	HONAWAD	GP	Pearl Millet (Bajra/Bulrush Millet/Spiked Millet)	RF	200	4	1737.84				
100	Vijayapura	Bijapur	HONNUTAGI	GP	Pearl Millet (Bajra/Bulrush Millet/Spiked Millet)	RF	20			Hobli Level	34	929.93	
101	Vijayapura	Bijapur	JALAGERI	GP	Pearl Millet (Bajra/Bulrush Millet/Spiked Millet)	RF	145	4	372.00				
102	Vijayapura	Bijapur	JUMANAL	GP	Pearl Millet (Bajra/Bulrush Millet/Spiked Millet)	RF	10	4	1319.30				

Government of Karnataka
Directorate of Economics and Statistics
GP Level Average Yield data for Kharif season 2017-18

S.N	District	Taluk	Insurance Unit (hobli/ GP)	GP/HOBLI	Crop	IRR_RF	Area_Sown_Ha	No_CCE_Conducted	Average Yield(Kg/Ha)	Name_Of_Higher_Level	No_cce_Conducted_Higher	Higher average Yield(Kg/Ha)	Synthetic Yield
103	Vijayapura	Bijapur	JUMBAGI A	GP	Pearl Millet (Bajra/Bulrush Millet/Spiked Millet)	RF	190	4	1352.97				
104	Vijayapura	Bijapur	KAMBAGI	GP	Pearl Millet (Bajra/Bulrush Millet/Spiked Millet)	RF	20			Hobli Level	26	368.28	
105	Vijayapura	Bijapur	KANAMADI	GP	Pearl Millet (Bajra/Bulrush Millet/Spiked Millet)	RF	102	4	207.86				
106	Vijayapura	Bijapur	KANNUR	GP	Pearl Millet (Bajra/Bulrush Millet/Spiked Millet)	RF	428	4	592.72				
107	Vijayapura	Bijapur	KARJOL	GP	Pearl Millet (Bajra/Bulrush Millet/Spiked Millet)	RF	15			Hobli Level	26	368.28	
108	Vijayapura	Bijapur	KHAKANDA KI	GP	Pearl Millet (Bajra/Bulrush Millet/Spiked Millet)	RF	98			Hobli Level	26	368.28	
109	Vijayapura	Bijapur	KOTYAL	GP	Pearl Millet (Bajra/Bulrush Millet/Spiked Millet)	RF	0			Hobli Level	26	368.28	
110	Vijayapura	Bijapur	KUMATAGI	GP	Pearl Millet (Bajra/Bulrush Millet/Spiked Millet)	RF	80	4	664.29				
111	Vijayapura	Bijapur	KUMATHE	GP	Pearl Millet (Bajra/Bulrush Millet/Spiked Millet)	RF	25	4	507.95				
112	Vijayapura	Bijapur	LOHGAON	GP	Pearl Millet (Bajra/Bulrush Millet/Spiked Millet)	RF	205			Hobli Level	42	868.38	
113	Vijayapura	Bijapur	MADABHAVI	GP	Pearl Millet (Bajra/Bulrush Millet/Spiked Millet)	RF	70	4	915.29				
114	Vijayapura	Bijapur	MAKANAPUR	GP	Pearl Millet (Bajra/Bulrush Millet/Spiked Millet)	RF	510	4	403.21				
115	Vijayapura	Bijapur	NAGATHAN	GP	Pearl Millet (Bajra/Bulrush Millet/Spiked Millet)	RF	202	4	362.89				

Government of Karnataka
Directorate of Economics and Statistics
GP Level Average Yield data for Kharif season 2017-18

S.N	District	Taluk	Insurance Unit (hobli/ GP)	GP/HOBLI	Crop	IRR_RF	Area_Sown_Ha	No_CCE_Conducted	Average Yield(Kg/Ha)	Name_Of_Higher_Level	No_cce Conducted_Higher	Higher average Yield(Kg/Ha)	Synthetic Yield
116	Vijayapura	Bijapur	NIDONI	GP	Pearl Millet (Bajra/Bulrush Millet/Spiked Millet)	RF	30	4	171.37				
117	Vijayapura	Bijapur	SHIVANAGI	GP	Pearl Millet (Bajra/Bulrush Millet/Spiked Millet)	RF	80	4	1013.87				
118	Vijayapura	Bijapur	SIDDAPUR.K	GP	Pearl Millet (Bajra/Bulrush Millet/Spiked Millet)	RF	178	4	1579.78				
119	Vijayapura	Bijapur	TAJPUR.H	GP	Pearl Millet (Bajra/Bulrush Millet/Spiked Millet)	RF	72	4	1557.00				
120	Vijayapura	Bijapur	TAKKALAKI	GP	Pearl Millet (Bajra/Bulrush Millet/Spiked Millet)	RF	175	4	1333.82				
121	Vijayapura	Bijapur	TIDAGUNDI	GP	Pearl Millet (Bajra/Bulrush Millet/Spiked Millet)	RF	320			Hobli Level	32	859.68	
122	Vijayapura	Bijapur	TIKOTA	GP	Pearl Millet (Bajra/Bulrush Millet/Spiked Millet)	RF	75			Hobli Level	42	868.38	
123	Vijayapura	Bijapur	TORAVI	GP	Pearl Millet (Bajra/Bulrush Millet/Spiked Millet)	RF	220	4	487.68				
124	Vijayapura	Bijapur	AHERI	GP	Pigeon pea (red gram/arhar/tur)	RF	2499	4	374.85				
125	Vijayapura	Bijapur	AINAPUR	GP	Pigeon pea (red gram/arhar/tur)	RF	1095	4	660.23				
126	Vijayapura	Bijapur	ALIYABAD	GP	Pigeon pea (red gram/arhar/tur)	RF	1035	4	411.13				
127	Vijayapura	Bijapur	ARAKERI	GP	Pigeon pea (red gram/arhar/tur)	RF	1250	4	562.28				
128	Vijayapura	Bijapur	ARJUNAGI	GP	Pigeon pea (red gram/arhar/tur)	RF	798	4	875.46				

Government of Karnataka
Directorate of Economics and Statistics
GP Level Average Yield data for Kharif season 2017-18

S.N	District	Taluk	Insurance Unit (hobli/ GP)	GP/HOBLI	Crop	IRR_RF	Area_Sown_Ha	No_CCE_Conducted	Average Yield(Kg/Ha)	Name_Of_Higher_Level	No_cce Conducted_Higher	Higher average Yield(Kg/Ha)	Synthetic Yield
129	Vijayapura	Bijapur	BABALESWAR	GP	Pigeon pea (red gram/arhar/tur)	RF	950	4	136.64				
130	Vijayapura	Bijapur	BABANAGAR	GP	Pigeon pea (red gram/arhar/tur)	RF	627	4	677.66				
131	Vijayapura	Bijapur	BARATAGI	GP	Pigeon pea (red gram/arhar/tur)	RF	705	4	679.57				
132	Vijayapura	Bijapur	Bijapur (ULB)	GP	Pigeon pea (red gram/arhar/tur)	RF	2549	4	398.91				
133	Vijayapura	Bijapur	BIJARAGI	GP	Pigeon pea (red gram/arhar/tur)	RF	320	4	302.91				
134	Vijayapura	Dijapur	DOLACHI/KKALAKI	GP	Pigeon pea (red gram/arhar/tur)	RF	123	4	232.17				
135	Vijayapura	Bijapur	GONASAGI	GP	Pigeon pea (red gram/arhar/tur)	RF	498	4	147.52				
136	Vijayapura	Bijapur	GUNAKI	GP	Pigeon pea (red gram/arhar/tur)	RF	1140	4	528.42				
137	Vijayapura	Bijapur	HADAGALI	GP	Pigeon pea (red gram/arhar/tur)	RF	1873	4	1247.90				
138	Vijayapura	Bijapur	HALAGANI	GP	Pigeon pea (red gram/arhar/tur)	RF	620	4	779.02				
139	Vijayapura	Bijapur	HEGADIHAL	GP	Pigeon pea (red gram/arhar/tur)	RF	507	4	425.64				
140	Vijayapura	Bijapur	HITNALLI	GP	Pigeon pea (red gram/arhar/tur)	RF	527	4	828.30				
141	Vijayapura	Bijapur	HONAGANAHALLI	GP	Pigeon pea (red gram/arhar/tur)	RF	416	4	631.21				

Government of Karnataka
Directorate of Economics and Statistics
GP Level Average Yield data for Kharif season 2017-18

S.N	District	Taluk	Insurance Unit (hobli/ GP)	GP/HOBLI	Crop	IRR_RF	Area_Sown_Ha	No_CCE_Conducted	Average Yield(Kg/Ha)	Name_Of_Higher_Level	No_cce Conducted_Higher	Higher average Yield(Kg/Ha)	Synthetic Yield
142	Vijayapura	Bijapur	HONAWAD	GP	Pigeon pea (red gram/arhar/tur)	RF	1050	4	1084.65				
143	Vijayapura	Bijapur	HONNUTAGI	GP	Pigeon pea (red gram/arhar/tur)	RF	1450	4	621.53				
144	Vijayapura	Bijapur	JALAGERI	GP	Pigeon pea (red gram/arhar/tur)	RF	1264	4	1065.98				
145	Vijayapura	Bijapur	JUMANAL	GP	Pigeon pea (red gram/arhar/tur)	RF	234	4	495.77				
146	Vijayapura	Bijapur	JUMBAGI A	GP	Pigeon pea (red gram/arhar/tur)	RF	1308	4	340.08				
147	Vijayapura	Bijapur	KAMBAGI	GP	Pigeon pea (red gram/arhar/tur)	RF	305	4	626.44				
148	Vijayapura	Bijapur	KANAMADI	GP	Pigeon pea (red gram/arhar/tur)	RF	720	4	99.16				
149	Vijayapura	Bijapur	KANNUR	GP	Pigeon pea (red gram/arhar/tur)	RF	2490	4	109.80				
150	Vijayapura	Bijapur	KARJOL	GP	Pigeon pea (red gram/arhar/tur)	RF	1034	4	1083.69				
151	Vijayapura	Bijapur	KHAKANDAKI	GP	Pigeon pea (red gram/arhar/tur)	RF	1052	4	895.53				
152	Vijayapura	Bijapur	KOTYAL	GP	Pigeon pea (red gram/arhar/tur)	RF	95	4	452.49				
153	Vijayapura	Bijapur	KUMATAGI	GP	Pigeon pea (red gram/arhar/tur)	RF	2943	4	416.57				
154	Vijayapura	Bijapur	KUMATHE	GP	Pigeon pea (red gram/arhar/tur)	RF	855	4	317.30				

Government of Karnataka
Directorate of Economics and Statistics
GP Level Average Yield data for Kharif season 2017-18

S.N	District	Taluk	Insurance Unit (hobli/ GP)	GP/HOBLI	Crop	IRR_RF	Area_Sown_Ha	No_CCE_Conducted	Average Yield(Kg/Ha)	Name_Of_Higher_Level	No_cce Conducted_Higher	Higher average Yield(Kg/Ha)	Synthetic Yield
155	Vijayapura	Bijapur	LOHGAON	GP	Pigeon pea (red gram/arhar/tur)	RF	811	4	337.85				
156	Vijayapura	Bijapur	MADABHAVI	GP	Pigeon pea (red gram/arhar/tur)	RF	5197	4	520.44				
157	Vijayapura	Bijapur	MAKANAPUR	GP	Pigeon pea (red gram/arhar/tur)	RF	1215	4	181.38				
158	Vijayapura	Bijapur	NAGATHAN	GP	Pigeon pea (red gram/arhar/tur)	RF	1002	4	430.47				
159	Vijayapura	Bijapur	NIDONI	GP	Pigeon pea (red gram/arhar/tur)	RF	1200	4	336.16				
160	Vijayapura	Bijapur	SARWAD	GP	Pigeon pea (red gram/arhar/tur)	RF	1412	4	723.59				
161	Vijayapura	Bijapur	SHIVANAGI	GP	Pigeon pea (red gram/arhar/tur)	RF	2736	4	605.81				
162	Vijayapura	Bijapur	SIDDAPUR.K	GP	Pigeon pea (red gram/arhar/tur)	RF	525	4	482.47				
163	Vijayapura	Bijapur	TAJPUR.H	GP	Pigeon pea (red gram/arhar/tur)	RF	1240	4	1015.73				
164	Vijayapura	Bijapur	TAKKALAKI	GP	Pigeon pea (red gram/arhar/tur)	RF	390			Hobli Level	51	615.84	
165	Vijayapura	Bijapur	TIDAGUNDI	GP	Pigeon pea (red gram/arhar/tur)	RF	1840	4	764.21				
166	Vijayapura	Bijapur	TIKOTA	GP	Pigeon pea (red gram/arhar/tur)	RF	250	4	885.14				
167	Vijayapura	Bijapur	TORAVI	GP	Pigeon pea (red gram/arhar/tur)	RF	590	4	517.30				

Government of Karnataka
Directorate of Economics and Statistics
GP Level Average Yield data for Kharif season 2017-18

S.N	District	Taluk	Insurance Unit (hobli/ GP)	GP/HOBLI	Crop	IRR_RF	Area_Sown_Ha	No_CCE_Conducted	Average Yield(Kg/Ha)	Name_Of_Higher_Level	No_cce_Conducted_Higher	Higher average Yield(Kg/Ha)	Synthetic Yield
168	Vijayapura	Indi	AGARKHED	GP	Pearl Millet (Bajra/Bulrush Millet/Spiked Millet)	RF	2			Hobli Level	68	644.16	
169	Vijayapura	Indi	AIRASANG	GP	Pearl Millet (Bajra/Bulrush Millet/Spiked Millet)	RF	34	4	177.41				
170	Vijayapura	Indi	ALUR	GP	Pearl Millet (Bajra/Bulrush Millet/Spiked Millet)	RF	27	4	227.01				
171	Vijayapura	Indi	ANJUTAGI	GP	Pearl Millet (Bajra/Bulrush Millet/Spiked Millet)	RF	10	4	411.27				
172	Vijayapura	Indi	ARJUNAGI B K	GP	Pearl Millet (Bajra/Bulrush Millet/Spiked Millet)	RF	58	4	645.14				
173	Vijayapura	Indi	ATHERGA	GP	Pearl Millet (Bajra/Bulrush Millet/Spiked Millet)	RF	332	4	524.78				
174	Vijayapura	Indi	BABALAD	GP	Pearl Millet (Bajra/Bulrush Millet/Spiked Millet)	RF	114	4	852.79				
175	Vijayapura	Indi	BALLOLLI	GP	Pearl Millet (Bajra/Bulrush Millet/Spiked Millet)	RF	82			Hobli Level	69	614.25	
176	Vijayapura	Indi	BARADOL	GP	Pearl Millet (Bajra/Bulrush Millet/Spiked Millet)	RF	75	4	358.86				
177	Vijayapura	Indi	BASANAL	GP	Pearl Millet (Bajra/Bulrush Millet/Spiked Millet)	RF	333	4	934.44				
178	Vijayapura	Indi	BENAKANAHALLI	GP	Pearl Millet (Bajra/Bulrush Millet/Spiked Millet)	RF	64	4	443.93				
179	Vijayapura	Indi	BHATAGUNAKI	GP	Pearl Millet (Bajra/Bulrush Millet/Spiked Millet)	RF	161	4	480.83				
180	Vijayapura	Indi	Chadachana (ULB)	GP	Pearl Millet (Bajra/Bulrush Millet/Spiked Millet)	RF	680	4	774.16				

Government of Karnataka
Directorate of Economics and Statistics
GP Level Average Yield data for Kharif season 2017-18

S.N	District	Taluk	Insurance Unit (hobli/ GP)	GP/HOBLI	Crop	IRR_RF	Area_Sown_Ha	No_CCE_Conducted	Average Yield(Kg/Ha)	Name_Of_Higher_Level	No_cce Conducted_Higher	Higher average Yield(Kg/Ha)	Synthetic Yield
181	Vijayapura	Indi	CHAVADIHAL	GP	Pearl Millet (Bajra/Bulrush Millet/Spiked Millet)	RF	159	4	322.57				
182	Vijayapura	Indi	CHIKKBENUR	GP	Pearl Millet (Bajra/Bulrush Millet/Spiked Millet)	RF	98	4	360.43				
183	Vijayapura	Indi	D.NIMBARAGI	GP	Pearl Millet (Bajra/Bulrush Millet/Spiked Millet)	RF	135	4	522.56				
184	Vijayapura	Indi	DHULAKHED	GP	Pearl Millet (Bajra/Bulrush Millet/Spiked Millet)	RF	21			Hobli Level	53	605.98	
185	Vijayapura	Indi	GUBBEWADA	GP	Pearl Millet (Bajra/Bulrush Millet/Spiked Millet)	RF	64	4	916.50				
186	Vijayapura	Indi	HADAIASANG	GP	Pearl Millet (Bajra/Bulrush Millet/Spiked Millet)	RF	198	4	1133.43				
187	Vijayapura	Indi	HALASANGI	GP	Pearl Millet (Bajra/Bulrush Millet/Spiked Millet)	RF	18	4	987.30				
188	Vijayapura	Indi	HANJAGI	GP	Pearl Millet (Bajra/Bulrush Millet/Spiked Millet)	RF	205	4	583.25				
189	Vijayapura	Indi	HATTALLI	GP	Pearl Millet (Bajra/Bulrush Millet/Spiked Millet)	RF	48	4	183.06				
190	Vijayapura	Indi	HINGANI	GP	Pearl Millet (Bajra/Bulrush Millet/Spiked Millet)	RF	90	4	308.46				
191	Vijayapura	Indi	HIREBEVANUR	GP	Pearl Millet (Bajra/Bulrush Millet/Spiked Millet)	RF	41	4	1164.71				
192	Vijayapura	Indi	HORTI	GP	Pearl Millet (Bajra/Bulrush Millet/Spiked Millet)	RF	155	4	565.30				
193	Vijayapura	Indi	INCHAGERI	GP	Pearl Millet (Bajra/Bulrush Millet/Spiked Millet)	RF	985	4	201.60				

Government of Karnataka
Directorate of Economics and Statistics
GP Level Average Yield data for Kharif season 2017-18

S.N	District	Taluk	Insurance Unit (hobli/ GP)	GP/HOBLI	Crop	IRR_RF	Area_Sown_Ha	No_CCE_Conducted	Average Yield(Kg/Ha)	Name_Of_Higher_Level	No_cce_Conducted_Higher	Higher average Yield(Kg/Ha)	SyntheticYield
194	Vijayapura	Indi	Indi (ULB)	GP	Pearl Millet (Bajra/Bulrush Millet/Spiked Millet)	RF	50	4	145.16				
195	Vijayapura	Indi	INGALAGI	GP	Pearl Millet (Bajra/Bulrush Millet/Spiked Millet)	RF	51	4	665.30				
196	Vijayapura	Indi	JIGAJIVANAGI	GP	Pearl Millet (Bajra/Bulrush Millet/Spiked Millet)	RF	620	4	1631.23				
197	Vijayapura	Indi	KAPANIMBARAGI	GP	Pearl Millet (Bajra/Bulrush Millet/Spiked Millet)	RF	173	4	165.52				
198	Vijayapura	Indi	KHEDAGI	GP	Pearl Millet (Bajra/Bulrush Millet/Spiked Millet)	RF	55	4	161.28				
199	Vijayapura	Indi	KOLURAGI	GP	Pearl Millet (Bajra/Bulrush Millet/Spiked Millet)	RF	186	4	524.58				
200	Vijayapura	Indi	LACHYAN	GP	Pearl Millet (Bajra/Bulrush Millet/Spiked Millet)	RF	190	4	1209.63				
201	Vijayapura	Indi	LALASANGI	GP	Pearl Millet (Bajra/Bulrush Millet/Spiked Millet)	RF	48	4	1308.42				
202	Vijayapura	Indi	LONI BK	GP	Pearl Millet (Bajra/Bulrush Millet/Spiked Millet)	RF	11	4	247.21				
203	Vijayapura	Indi	MASALI BK	GP	Pearl Millet (Bajra/Bulrush Millet/Spiked Millet)	RF	51			Hobli Level	68	644.16	
204	Vijayapura	Indi	MIRAGI	GP	Pearl Millet (Bajra/Bulrush Millet/Spiked Millet)	RF	36	4	161.61				
205	Vijayapura	Indi	NAD KD	GP	Pearl Millet (Bajra/Bulrush Millet/Spiked Millet)	RF	78	4	1774.13				
206	Vijayapura	Indi	NANDARAGI	GP	Pearl Millet (Bajra/Bulrush Millet/Spiked Millet)	RF	95	4	951.58				

Government of Karnataka
Directorate of Economics and Statistics
GP Level Average Yield data for Kharif season 2017-18

S.N	District	Taluk	Insurance Unit (hobli/ GP)	GP/HOBLI	Crop	IRR_RF	Area_Sown_Ha	No_CCE_Conducted	Average Yield(Kg/Ha)	Name_Of_Higher_Level	No_cce_Conducted_Higher	Higher average Yield(Kg/Ha)	Synthetic Yield
207	Vijayapura	Indi	NIMBAL KD	GP	Pearl Millet (Bajra/Bulrush Millet/Spiked Millet)	RF	282			Hobli Level	69	614.25	
208	Vijayapura	Indi	NIVARAGI	GP	Pearl Millet (Bajra/Bulrush Millet/Spiked Millet)	RF	5	4	508.05				
209	Vijayapura	Indi	PADANUR	GP	Pearl Millet (Bajra/Bulrush Millet/Spiked Millet)	RF	120	4	814.48				
210	Vijayapura	Indi	RE VATGAON	GP	Pearl Millet (Bajra/Bulrush Millet/Spiked Millet)	RF	400	4	362.89				
211	Vijayapura	Indi	RUGI	GP	Pearl Millet (Bajra/Bulrush Millet/Spiked Millet)	RF	100			Hobli Level	137	629.21	
212	Vijayapura	Indi	SALOTAGI	GP	Pearl Millet (Bajra/Bulrush Millet/Spiked Millet)	RF	62	4	122.17				
213	Vijayapura	Indi	SANGOGI	GP	Pearl Millet (Bajra/Bulrush Millet/Spiked Millet)	RF	63	4	368.94				
214	Vijayapura	Indi	SHIRASHYAD	GP	Pearl Millet (Bajra/Bulrush Millet/Spiked Millet)	RF	32			Hobli Level	68	644.16	
215	Vijayapura	Indi	TADAV ALAGA	GP	Pearl Millet (Bajra/Bulrush Millet/Spiked Millet)	RF	168			Hobli Level	69	614.25	
216	Vijayapura	Indi	TAMBA	GP	Pearl Millet (Bajra/Bulrush Millet/Spiked Millet)	RF	175	4	760.05				
217	Vijayapura	Indi	TENIHALLI	GP	Pearl Millet (Bajra/Bulrush Millet/Spiked Millet)	RF	189	4	366.56				
218	Vijayapura	Indi	UMARAJA	GP	Pearl Millet (Bajra/Bulrush Millet/Spiked Millet)	RF	10	4	249.99				
219	Vijayapura	Indi	UMARANI	GP	Pearl Millet (Bajra/Bulrush Millet/Spiked Millet)	RF	0			Hobli Level	53	605.98	

Government of Karnataka
Directorate of Economics and Statistics
GP Level Average Yield data for Kharif season 2017-18

S.N	District	Taluk	Insurance Unit (hobli/ GP)	GP/HOBLI	Crop	IRR_RF	Area_Sown_Ha	No_CCE_Conducted	Average Yield(Kg/Ha)	Name_Of_Higher_Level	No_cce Conducted_Higher	Higher average Yield(Kg/Ha)	Synthetic Yield
220	Vijayapura	Indi	ZALAKI	GP	Pearl Millet (Bajra/Bulrush Millet/Spiked Millet)	RF	443	4	1524.13				
221	Vijayapura	Indi	AGARKHED	GP	Pigeon pea (red gram/arhar/tur)	RF	191	4	827.09				
222	Vijayapura	Indi	AIRASANG	GP	Pigeon pea (red gram/arhar/tur)	RF	72	4	604.60				
223	Vijayapura	Indi	ALUR	GP	Pigeon pea (red gram/arhar/tur)	RF	171	4	578.00				
224	Vijayapura	Indi	ANJUTAGI	GP	Pigeon pea (red gram/arhar/tur)	RF	15	4	25.63				
225	Vijayapura	Indi	ARJUNAGI B K	GP	Pigeon pea (red gram/arhar/tur)	RF	339	4	1361.56				
226	Vijayapura	Indi	ATHERGA	GP	Pigeon pea (red gram/arhar/tur)	RF	640	4	375.94				
227	Vijayapura	Indi	BABALAD	GP	Pigeon pea (red gram/arhar/tur)	RF	560	4	1016.75				
228	Vijayapura	Indi	BALLOLLI	GP	Pigeon pea (red gram/arhar/tur)	RF	652	4	921.41				
229	Vijayapura	Indi	BARADOL	GP	Pigeon pea (red gram/arhar/tur)	RF	620	4	487.31				
230	Vijayapura	Indi	BASANAL	GP	Pigeon pea (red gram/arhar/tur)	RF	785	4	511.49				
231	Vijayapura	Indi	BENAKANAHALLI	GP	Pigeon pea (red gram/arhar/tur)	RF	234	4	423.39				
232	Vijayapura	Indi	BHATAGUNAKI	GP	Pigeon pea (red gram/arhar/tur)	RF	304	4	598.07				

Government of Karnataka
Directorate of Economics and Statistics
GP Level Average Yield data for Kharif season 2017-18

S.N	District	Taluk	Insurance Unit (hobli/ GP)	GP/HOBLI	Crop	IRR_RF	Area_Sown_Ha	No_CCE_Conducted	Average Yield(Kg/Ha)	Name_Of_Higher_Level	No_cce Conducted_Higher	Higher average Yield(Kg/Ha)	Synthetic Yield
233	Vijayapura	Indi	Chadachana (ULB)	GP	Pigeon pea (red gram/arhar/tur)	RF	572	4	914.15				
234	Vijayapura	Indi	CHAVADIHAL	GP	Pigeon pea (red gram/arhar/tur)	RF	313	4	120.92				
235	Vijayapura	Indi	CHIKKBENUR	GP	Pigeon pea (red gram/arhar/tur)	RF	153	4	277.83				
236	Vijayapura	Indi	D.NIMBARAGI	GP	Pigeon pea (red gram/arhar/tur)	RF	871	4	377.27				
237	Vijayapura	Indi	DHULAKHED	GP	Pigeon pea (red gram/arhar/tur)	RF	715	4	584.24				
238	Vijayapura	Indi	GUDBEWADA	GP	Pigeon pea (red gram/arhar/tur)	RF	468	4	1061.68				
239	Vijayapura	Indi	HADALASANG	GP	Pigeon pea (red gram/arhar/tur)	RF	835	4	145.28				
240	Vijayapura	Indi	HALASANGI	GP	Pigeon pea (red gram/arhar/tur)	RF	140	4	567.60				
241	Vijayapura	Indi	HANJAGI	GP	Pigeon pea (red gram/arhar/tur)	RF	225	4	619.11				
242	Vijayapura	Indi	HATTALLI	GP	Pigeon pea (red gram/arhar/tur)	RF	776	4	439.69				
243	Vijayapura	Indi	HINGANI	GP	Pigeon pea (red gram/arhar/tur)	RF	160	4	310.52				
244	Vijayapura	Indi	HIREBEVANUR	GP	Pigeon pea (red gram/arhar/tur)	RF	253	4	629.99				
245	Vijayapura	Indi	HORTI	GP	Pigeon pea (red gram/arhar/tur)	RF	385	4	522.04				

Government of Karnataka
Directorate of Economics and Statistics
GP Level Average Yield data for Kharif season 2017-18

S.N	District	Taluk	Insurance Unit (hobli/ GP)	GP/HOBLI	Crop	IRR_RF	Area_Sown_Ha	No_CCE_Conducted	Average Yield(Kg/Ha)	Name_Of_Higher_Level	No_cce_Conducted_Higher	Higher average Yield(Kg/Ha)	Synthetic Yield
246	Vijayapura	Indi	INCHAGERI	GP	Pigeon pea (red gram/arhar/tur)	RF	310	4	350.91				
247	Vijayapura	Indi	Indi (ULB)	GP	Pigeon pea (red gram/arhar/tur)	RF	248	4	793.24				
248	Vijayapura	Indi	INGALAGI	GP	Pigeon pea (red gram/arhar/tur)	RF	343	4	377.27				
249	Vijayapura	Indi	JIGAJIVANAGI	GP	Pigeon pea (red gram/arhar/tur)	RF	3006	4	670.02				
250	Vijayapura	Indi	KAPANIMBARAGI	GP	Pigeon pea (red gram/arhar/tur)	RF	650	4	836.77				
251	Vijayapura	Indi	KHEDAGI	GP	Pigeon pea (red gram/arhar/tur)	RF	460	4	96.74				
252	Vijayapura	Indi	KOLURAGI	GP	Pigeon pea (red gram/arhar/tur)	RF	375	4	558.65				
253	Vijayapura	Indi	LACHYAN	GP	Pigeon pea (red gram/arhar/tur)	RF	375	4	945.60				
254	Vijayapura	Indi	LALASANGI	GP	Pigeon pea (red gram/arhar/tur)	RF	424			Hobli Level	75	657.67	
255	Vijayapura	Indi	LONI BK	GP	Pigeon pea (red gram/arhar/tur)	RF	467	4	509.07				
256	Vijayapura	Indi	MASALI BK	GP	Pigeon pea (red gram/arhar/tur)	RF	169	4	957.69				
257	Vijayapura	Indi	MIRAGI	GP	Pigeon pea (red gram/arhar/tur)	RF	253	4	1235.08				
258	Vijayapura	Indi	NAD KD	GP	Pigeon pea (red gram/arhar/tur)	RF	361	4	411.13				

Government of Karnataka
Directorate of Economics and Statistics
GP Level Average Yield data for Kharif season 2017-18

S.N	District	Taluk	Insurance Unit (hobli/ GP)	GP/HOBLI	Crop	IRR_RF	Area_Sown_Ha	No_CCE_Conducted	Average Yield(Kg/Ha)	Name_Of_Higher_Level	No_cce Conducted_Higher	Higher average Yield(Kg/Ha)	Synthetic Yield
259	Vijayapura	Indi	NANDARAGI	GP	Pigeon pea (red gram/arhar/tur)	RF	669	4	503.03				
260	Vijayapura	Indi	NIMBAL KD	GP	Pigeon pea (red gram/arhar/tur)	RF	445	4	299.88				
261	Vijayapura	Indi	NIVARAGI	GP	Pigeon pea (red gram/arhar/tur)	RF	72	4	476.43				
262	Vijayapura	Indi	PADANUR	GP	Pigeon pea (red gram/arhar/tur)	RF	295	4	967.36				
263	Vijayapura	Indi	REVATGAON	GP	Pigeon pea (red gram/arhar/tur)	RF	1191	4	200.73				
264	Vijayapura	Indi	RUGI	GP	Pigeon pea (red gram/arhar/tur)	RF	41	4	559.20				
265	Vijayapura	Indi	SALOTAGI	GP	Pigeon pea (red gram/arhar/tur)	RF	251	4	469.56				
266	Vijayapura	Indi	SANGOGI	GP	Pigeon pea (red gram/arhar/tur)	RF	340	4	655.68				
267	Vijayapura	Indi	SHIRASHYAD	GP	Pigeon pea (red gram/arhar/tur)	RF	75	4	454.90				
268	Vijayapura	Indi	TADAVALLAGA	GP	Pigeon pea (red gram/arhar/tur)	RF	579	4	414.47				
269	Vijayapura	Indi	TAMBA	GP	Pigeon pea (red gram/arhar/tur)	RF	191	4	350.67				
270	Vijayapura	Indi	TENIHALLI	GP	Pigeon pea (red gram/arhar/tur)	RF	143	4	597.83				
271	Vijayapura	Indi	UMARAJA	GP	Pigeon pea (red gram/arhar/tur)	RF	560	4	140.27				

Government of Karnataka
Directorate of Economics and Statistics
GP Level Average Yield data for Kharif season 2017-18

S.N	District	Taluk	Insurance Unit (hobli/ GP)	GP/HOBLI	Crop	IRR_RF	Area_Sown_Ha	No_CCE_Conducted	Average Yield(Kg/Ha)	Name_Of_Higher_Level	No_cce_Conducted_Higher	Higher average Yield(Kg/Ha)	Synthetic Yield
272	Vijayapura	Indi	UMARANI	GP	Pigeon pea (red gram/arhar/tur)	RF	258	4	315.65				
273	Vijayapura	Indi	ZALAKI	GP	Pigeon pea (red gram/arhar/tur)	RF	1070	4	1021.78				
274	Vijayapura	Muddebihal	ADAVI SOMANAL	GP	Pearl Millet (Bajra/Bulrush Millet/Spiked Millet)	RF	565	4	1338.66				
275	Vijayapura	Muddebihal	ALUR	GP	Pearl Millet (Bajra/Bulrush Millet/Spiked Millet)	RF	602	4	892.50				
276	Vijayapura	Muddebihal	B.SALAWADGI	GP	Pearl Millet (Bajra/Bulrush Millet/Spiked Millet)	RF	28	4	645.14				
277	Vijayapura	Muddebihal	BALABATTI	GP	Pearl Millet (Bajra/Bulrush Millet/Spiked Millet)	RF	55	4	290.32				
278	Vijayapura	Muddebihal	BANTANUR	GP	Pearl Millet (Bajra/Bulrush Millet/Spiked Millet)	RF	44			Hobli Level	26	627.01	
279	Vijayapura	Muddebihal	BASARAKOD	GP	Pearl Millet (Bajra/Bulrush Millet/Spiked Millet)	RF	90	4	690.90				
280	Vijayapura	Muddebihal	BAVOOR	GP	Pearl Millet (Bajra/Bulrush Millet/Spiked Millet)	RF	213	4	1923.31				
281	Vijayapura	Muddebihal	BIDARKUNDI	GP	Pearl Millet (Bajra/Bulrush Millet/Spiked Millet)	RF	250			Hobli Level	37	906.23	
282	Vijayapura	Muddebihal	BIJJUR	GP	Pearl Millet (Bajra/Bulrush Millet/Spiked Millet)	RF	270	4	1095.48				
283	Vijayapura	Muddebihal	DAVALAGI	GP	Pearl Millet (Bajra/Bulrush Millet/Spiked Millet)	RF	115	4	66.53				
284	Vijayapura	Muddebihal	HADALAGERI	GP	Pearl Millet (Bajra/Bulrush Millet/Spiked Millet)	RF	100	4	1620.10				

Government of Karnataka
Directorate of Economics and Statistics
GP Level Average Yield data for Kharif season 2017-18

S.N	District	Taluk	Insurance Unit (hobli/ GP)	GP/HOBLI	Crop	IRR_RF	Area_Sown_Ha	No_CCE_Conducted	Average Yield(Kg/Ha)	Name_Of_Higher_Level	No_cce_Conducted_Higher	Higher average Yield(Kg/Ha)	Synthetic Yield
285	Vijayapura	Muddebihal	HIREMURNAL	GP	Pearl Millet (Bajra/Bulrush Millet/Spiked Millet)	RF	368			Hobli Level	33	1297.57	
286	Vijayapura	Muddebihal	HIRUR	GP	Pearl Millet (Bajra/Bulrush Millet/Spiked Millet)	RF	29	4	690.30				
287	Vijayapura	Muddebihal	HULLUR	GP	Pearl Millet (Bajra/Bulrush Millet/Spiked Millet)	RF	80	4	705.62				
288	Vijayapura	Muddebihal	INGALAGERI	GP	Pearl Millet (Bajra/Bulrush Millet/Spiked Millet)	RF	322	4	1614.78				
289	Vijayapura	Muddebihal	KALAGI	GP	Pearl Millet (Bajra/Bulrush Millet/Spiked Millet)	RF	65	4	600.78				
290	Vijayapura	Muddebihal	KAVADIMATTI	GP	Pearl Millet (Bajra/Bulrush Millet/Spiked Millet)	RF	462	4	526.19				
291	Vijayapura	Muddebihal	KODAGANUR	GP	Pearl Millet (Bajra/Bulrush Millet/Spiked Millet)	RF	48	4	487.40				
292	Vijayapura	Muddebihal	KOLUR	GP	Pearl Millet (Bajra/Bulrush Millet/Spiked Millet)	RF	58	4	1093.22				
293	Vijayapura	Muddebihal	KONNUR	GP	Pearl Millet (Bajra/Bulrush Millet/Spiked Millet)	RF	55	4	730.78				
294	Vijayapura	Muddebihal	KUNTOJI	GP	Pearl Millet (Bajra/Bulrush Millet/Spiked Millet)	RF	340	4	2100.73				
295	Vijayapura	Muddebihal	MADIKESWAR	GP	Pearl Millet (Bajra/Bulrush Millet/Spiked Millet)	RF	61	4	346.76				
296	Vijayapura	Muddebihal	MINAJAGI	GP	Pearl Millet (Bajra/Bulrush Millet/Spiked Millet)	RF	17	4	1358.82				
297	Vijayapura	Muddebihal	Muddebihal (ULB)	GP	Pearl Millet (Bajra/Bulrush Millet/Spiked Millet)	RF	12	4	1326.56				

Government of Karnataka
Directorate of Economics and Statistics
GP Level Average Yield data for Kharif season 2017-18

S.N	District	Taluk	Insurance Unit (hobli/ GP)	GP/HOBLI	Crop	IRR_RF	Area_Sown_Ha	No_CCE_Conducted	Average Yield(Kg/Ha)	Name_Of_Higher_Level	No_cce Conducted_Higher	Higher average Yield(Kg/Ha)	Synthetic Yield
298	Vijayapura	Muddebihal	MUKIHAL	GP	Pearl Millet (Bajra/Bulrush Millet/Spiked Millet)	RF	22	4	649.37				
299	Vijayapura	Muddebihal	NAGABENAL	GP	Pearl Millet (Bajra/Bulrush Millet/Spiked Millet)	RF	481	4	1332.13				
300	Vijayapura	Muddebihal	NAGARABETTA	GP	Pearl Millet (Bajra/Bulrush Millet/Spiked Millet)	RF	430	4	1619.69				
301	Vijayapura	Muddebihal	Nalatwada(ULB)	GP	Pearl Millet (Bajra/Bulrush Millet/Spiked Millet)	RF	405	4	1933.40				
302	Vijayapura	Muddebihal	RAKKASAGI	GP	Pearl Millet (Bajra/Bulrush Millet/Spiked Millet)	RF	340	4	1414.14				
303	Vijayapura	Muddebihal	RUDAGI	GP	Pearl Millet (Bajra/Bulrush Millet/Spiked Millet)	RF	155	4	1150.76				
304	Vijayapura	Muddebihal	Talikote (ULB)	GP	Pearl Millet (Bajra/Bulrush Millet/Spiked Millet)	RF	0			Hobli Level	26	627.01	
305	Vijayapura	Muddebihal	TANGADAGI	GP	Pearl Millet (Bajra/Bulrush Millet/Spiked Millet)	RF	105	4	727.80				
306	Vijayapura	Muddebihal	TUMBAGI	GP	Pearl Millet (Bajra/Bulrush Millet/Spiked Millet)	RF	25	4	163.91				
307	Vijayapura	Muddebihal	YARAZARI	GP	Pearl Millet (Bajra/Bulrush Millet/Spiked Millet)	RF	175	4	1080.20				
308	Vijayapura	Muddebihal	YELAGUR	GP	Pearl Millet (Bajra/Bulrush Millet/Spiked Millet)	RF	90	4	1088.87				
309	Vijayapura	Muddebihal	ADAVI SOMANAL	GP	Pigeon pea (red gram/arhar/tur)	RF	1385	4	275.70				
310	Vijayapura	Muddebihal	ALUR	GP	Pigeon pea (red gram/arhar/tur)	RF	990	4	257.56				

Government of Karnataka
Directorate of Economics and Statistics
GP Level Average Yield data for Kharif season 2017-18

S.N	District	Taluk	Insurance Unit (hobli/ GP)	GP/HOBLI	Crop	IRR_RF	Area_Sown_Ha	No_CCE_Conducted	Average Yield(Kg/Ha)	Name_Of_Higher_Level	No_cce Conducted_Higher	Higher average Yield(Kg/Ha)	Synthetic Yield
311	Vijayapura	Muddebihal	B.SALAWADGI	GP	Pigeon pea (red gram/arhar/tur)	RF	2488	4	677.15				
312	Vijayapura	Muddebihal	BALABATTI	GP	Pigeon pea (red gram/arhar/tur)	RF	70	4	354.73				
313	Vijayapura	Muddebihal	BANTANUR	GP	Pigeon pea (red gram/arhar/tur)	RF	2598	4	319.23				
314	Vijayapura	Muddebihal	BASARAKOD	GP	Pigeon pea (red gram/arhar/tur)	RF	1110	4	790.82				
315	Vijayapura	Muddebihal	BAVOOR	GP	Pigeon pea (red gram/arhar/tur)	RF	2598	4	518.02				
316	Vijayapura	Muddebihal	BIDARKUNDI	GP	Pigeon pea (red gram/arhar/tur)	RF	1235	4	381.38				
317	Vijayapura	Muddebihal	BIJJUR	GP	Pigeon pea (red gram/arhar/tur)	RF	1005	4	945.14				
318	Vijayapura	Muddebihal	BOMMANAHALLI	GP	Pigeon pea (red gram/arhar/tur)	RF	217	4	388.64				
319	Vijayapura	Muddebihal	DAVALAGI	GP	Pigeon pea (red gram/arhar/tur)	RF	2770	4	55.87				
320	Vijayapura	Muddebihal	HADALAGERI	GP	Pigeon pea (red gram/arhar/tur)	RF	510	4	506.48				
321	Vijayapura	Muddebihal	HIREMURNAL	GP	Pigeon pea (red gram/arhar/tur)	RF	1800	4	479.52				
322	Vijayapura	Muddebihal	HIRUR	GP	Pigeon pea (red gram/arhar/tur)	RF	1238	4	197.83				
323	Vijayapura	Muddebihal	HULLUR	GP	Pigeon pea (red gram/arhar/tur)	RF	1500	4	748.50				

91

Government of Karnataka
Directorate of Economics and Statistics
GP Level Average Yield data for Kharif season 2017-18

S.N	District	Taluk	Insurance Unit (hobli/ GP)	GP/HOBLI	Crop	IRR_RF	Area_Sown_Ha	No_CCE_Conducted	Average Yield(Kg/Ha)	Name_Of_Higher_Level	No_cce Conducted_Higher	Higher average Yield(Kg/Ha)	Synthetic Yield
324	Vijayapura	Muddebihal	INGALAGERI	GP	Pigeon pea (red gram/arhar/tur)	RF	2750	4	605.55				
325	Vijayapura	Muddebihal	KALAGI	GP	Pigeon pea (red gram/arhar/tur)	RF	40	4	677.56				
326	Vijayapura	Muddebihal	KAVADIMATTI	GP	Pigeon pea (red gram/arhar/tur)	RF	2177	4	700.13				
327	Vijayapura	Muddebihal	KODAGANUR	GP	Pigeon pea (red gram/arhar/tur)	RF	3798	4	174.37				
328	Vijayapura	Muddebihal	KOLUR	GP	Pigeon pea (red gram/arhar/tur)	RF	2000	4	436.47				
329	Vijayapura	Muddebihal	KONNUR	GP	Pigeon pea (red gram/arhar/tur)	RF	3030	4	514.32				
330	Vijayapura	Muddebihal	KUNTOJI	GP	Pigeon pea (red gram/arhar/tur)	RF	2285	4	241.84				
331	Vijayapura	Muddebihal	MADIKESWAR	GP	Pigeon pea (red gram/arhar/tur)	RF	3120	4	513.91				
332	Vijayapura	Muddebihal	MINAJAGI	GP	Pigeon pea (red gram/arhar/tur)	RF	2180	4	152.36				
333	Vijayapura	Muddebihal	Muddebihal (ULB)	GP	Pigeon pea (red gram/arhar/tur)	RF	24	4	665.06				
334	Vijayapura	Muddebihal	MUKIHAL	GP	Pigeon pea (red gram/arhar/tur)	RF	3273	4	198.60				
335	Vijayapura	Muddebihal	NAGABENAL	GP	Pigeon pea (red gram/arhar/tur)	RF	475			Hobli Level	28	765.19	
336	Vijayapura	Muddebihal	NAGARABETTA	GP	Pigeon pea (red gram/arhar/tur)	RF	1610	4	815.00				

Government of Karnataka
Directorate of Economics and Statistics
GP Level Average Yield data for Kharif season 2017-18

S.N	District	Taluk	Insurance Unit (hobli/ GP)	GP/HOBLI	Crop	IRR_RF	Area_Sown_Ha	No_CCE_Conducted	Average Yield(Kg/Ha)	Name_Of_Higher_Level	No_cce_Conducted_Higher	Higher average Yield(Kg/Ha)	Synthetic Yield
337	Vijayapura	Muddebihal	Nalatwada(ULB)	GP	Pigeon pea (red gram/arhar/tur)	RF	2585	4	2189.14				
338	Vijayapura	Muddebihal	RAKKASAGI	GP	Pigeon pea (red gram/arhar/tur)	RF	640	4	605.98				
339	Vijayapura	Muddebihal	RUDAGI	GP	Pigeon pea (red gram/arhar/tur)	RF	2800	4	296.26				
340	Vijayapura	Muddebihal	Talikote (ULB)	GP	Pigeon pea (red gram/arhar/tur)	RF	2140	4	652.97				
341	Vijayapura	Muddebihal	TANGADAGI	GP	Pigeon pea (red gram/arhar/tur)	RF	220	4	1836.77				
342	Vijayapura	Muddebihal	TUMBAGI	GP	Pigeon pea (red gram/arhar/tur)	RF	2325	4	195.60				
343	Vijayapura	Muddebihal	YARAZARI	GP	Pigeon pea (red gram/arhar/tur)	RF	425	4	579.21				
344	Vijayapura	Muddebihal	YELAGUR	GP	Pigeon pea (red gram/arhar/tur)	RF	110	4	870.62				
345	Vijayapura	Sindagi	Alamela (ULB)	GP	Pigeon pea (red gram/arhar/tur)	IRR	166	4	1361.96				
346	Vijayapura	Sindagi	ASKI	GP	Pigeon pea (red gram/arhar/tur)	IRR	40	4	470.68				
347	Vijayapura	Sindagi	BAGALUR	GP	Pigeon pea (red gram/arhar/tur)	IRR	190	4	1001.15				
348	Vijayapura	Sindagi	BALAGANUR	GP	Pigeon pea (red gram/arhar/tur)	IRR	475	4	1681.60				
349	Vijayapura	Sindagi	BAMMANALLI	GP	Pigeon pea (red gram/arhar/tur)	IRR	124	4	1222.98				

Government of Karnataka
Directorate of Economics and Statistics
GP Level Average Yield data for Kharif season 2017-18

S.N	District	Taluk	Insurance Unit (hobli/ GP)	GP/HOBLI	Crop	IRR_RF	Area_Sown_Ha	No_CCE_Conducted	Average Yield(Kg/Ha)	Name_Of_Higher_Level	No_cce_Conducted_Higher	Higher average Yield(Kg/Ha)	Synthetic Yield
350	Vijayapura	Sindagi	BANDAL	GP	Pigeon pea (red gram/arhar/tur)	IRR	574	4	614.52				
351	Vijayapura	Sindagi	BEKINAL	GP	Pigeon pea (red gram/arhar/tur)	IRR	146	4	447.50				
352	Vijayapura	Sindagi	BYKOD	GP	Pigeon pea (red gram/arhar/tur)	IRR	425	4	654.29				
353	Vijayapura	Sindagi	CHANDAKAVATE	GP	Pigeon pea (red gram/arhar/tur)	IRR	636	4	1342.58				
354	Vijayapura	Sindagi	CHATTARAKI	GP	Pigeon pea (red gram/arhar/tur)	IRR	447			Hobli Level	66	911.91	
355	Vijayapura	Sindagi	CHIKKARUGI	GP	Pigeon pea (red gram/arhar/tur)	IRR	211	4	603.15				
356	Vijayapura	Sindagi	DEVANGAON	GP	Pigeon pea (red gram/arhar/tur)	IRR	615	4	889.44				
357	Vijayapura	Sindagi	DEVAR NAVADGI	GP	Pigeon pea (red gram/arhar/tur)	IRR	261	4	671.25				
358	Vijayapura	Sindagi	Devarahipparagi (ULB)	GP	Pigeon pea (red gram/arhar/tur)	IRR	42	4	1056.21				
359	Vijayapura	Sindagi	GABASAVALAGI	GP	Pigeon pea (red gram/arhar/tur)	IRR	480	4	1406.43				
360	Vijayapura	Sindagi	GOLAGERI	GP	Pigeon pea (red gram/arhar/tur)	IRR	659	4	386.35				
361	Vijayapura	Sindagi	GUBBEWAD	GP	Pigeon pea (red gram/arhar/tur)	IRR	604	4	421.10				
362	Vijayapura	Sindagi	GUTTARAGI	GP	Pigeon pea (red gram/arhar/tur)	IRR	269	4	2452.85				

Government of Karnataka
Directorate of Economics and Statistics
GP Level Average Yield data for Kharif season 2017-18

S.N	District	Taluk	Insurance Unit (hobli/ GP)	GP/HOBLI	Crop	IRR_RF	Area_Sown_Ha	No_CCE_Conducted	Average Yield(Kg/Ha)	Name_Of_Higher_Level	No_cce_Conducted_Higher	Higher average Yield(Kg/Ha)	Synthetic Yield
363	Vijayapura	Sindagi	HANDIGANUR	GP	Pigeon pea (red gram/arhar/tur)	IRR	474	4	383.57				
364	Vijayapura	Sindagi	HARANAL	GP	Pigeon pea (red gram/arhar/tur)	IRR	121	4	501.06				
365	Vijayapura	Sindagi	HIKKANAGUTTI	GP	Pigeon pea (red gram/arhar/tur)	IRR	651			Hobli Level	66	911.91	
366	Vijayapura	Sindagi	HITNALLI	GP	Pigeon pea (red gram/arhar/tur)	IRR	148			Hobli Level	57	667.82	
367	Vijayapura	Sindagi	HONNALLI	GP	Pigeon pea (red gram/arhar/tur)	IRR	391	4	585.09				
368	Vijayapura	Sindagi	HUNASHYAL	GP	Pigeon pea (red gram/arhar/tur)	IRR	70			Hobli Level	57	667.82	
369	Vijayapura	Sindagi	JALAWAD	GP	Pigeon pea (red gram/arhar/tur)	IRR	80	4	869.98				
370	Vijayapura	Sindagi	KADANI	GP	Pigeon pea (red gram/arhar/tur)	IRR	267	4	422.49				
371	Vijayapura	Sindagi	KAKKALAMELI	GP	Pigeon pea (red gram/arhar/tur)	IRR	2870	4	451.67				
372	Vijayapura	Sindagi	KALAKERI	GP	Pigeon pea (red gram/arhar/tur)	IRR	409	4	516.99				
373	Vijayapura	Sindagi	KANNOLLI	GP	Pigeon pea (red gram/arhar/tur)	IRR	412	4	1006.18				
374	Vijayapura	Sindagi	KERUTAGI	GP	Pigeon pea (red gram/arhar/tur)	IRR	112	4	1446.73				
375	Vijayapura	Sindagi	KOKATANUR	GP	Pigeon pea (red gram/arhar/tur)	IRR	361	4	403.03				

Government of Karnataka
Directorate of Economics and Statistics
GP Level Average Yield data for Kharif season 2017-18

S.N	District	Taluk	Insurance Unit (hobli/ GP)	GP/HOBLI	Crop	IRR_RF	Area_Sown_Ha	No_CCE_Conducted	Average Yield(Kg/Ha)	Name_Of_Higher_Level	No_cce Conducted_Higher	Higher average Yield(Kg/Ha)	Synthetic Yield
376	Vijayapura	Sindagi	KONDAGULI	GP	Pigeon pea (red gram/arhar/tur)	IRR	224	4	356.61				
377	Vijayapura	Sindagi	KORAHALLI	GP	Pigeon pea (red gram/arhar/tur)	IRR	222	4	1261.34				
378	Vijayapura	Sindagi	KORAWAR	GP	Pigeon pea (red gram/arhar/tur)	IRR	366	4	38.91				
379	Vijayapura	Sindagi	MALAGHAN	GP	Pigeon pea (red gram/arhar/tur)	IRR	224	4	2311.71				
380	Vijayapura	Sindagi	MANUR	GP	Pigeon pea (red gram/arhar/tur)	IRR	60			Hobli Level	57	667.82	
381	Vijayapura	Sindagi	MORATAGI	GP	Pigeon pea (red gram/arhar/tur)	IRR	1360	4	1375.85				
382	Vijayapura	Sindagi	MULASAVALAGI	GP	Pigeon pea (red gram/arhar/tur)	IRR	108	4	1377.24				
383	Vijayapura	Sindagi	NAGAVI B K	GP	Pigeon pea (red gram/arhar/tur)	IRR	391	4	469.74				
384	Vijayapura	Sindagi	RAMANALLI	GP	Pigeon pea (red gram/arhar/tur)	IRR	171	4	708.77				
385	Vijayapura	Sindagi	RAMPUR PA	GP	Pigeon pea (red gram/arhar/tur)	IRR	523	4	858.87				
386	Vijayapura	Sindagi	Sindagi (ULB)	GP	Pigeon pea (red gram/arhar/tur)	IRR	238	4	1361.96				
387	Vijayapura	Sindagi	SUNGATHAN	GP	Pigeon pea (red gram/arhar/tur)	IRR	314	4	430.94				
388	Vijayapura	Sindagi	YARAGAL BK	GP	Pigeon pea (red gram/arhar/tur)	IRR	507	4	1435.61				

Government of Karnataka
Directorate of Economics and Statistics
GP Level Average Yield data for Kharif season 2017-18

S.N	District	Taluk	Insurance Unit (hobli/ GP)	GP/HOBLI	Crop	IRR_RF	Area_Sown_Ha	No_CCE_Conducted	Average Yield(Kg/Ha)	Name_Of_Higher_Level	No_cce Conducted_Higher	Higher average Yield(Kg/Ha)	Synthetic Yield
389	Vijayapura	Sindagi	YELAGOD	GP	Pigeon pea (red gram/arhar/tur)	IRR	117	4	564.24				
390	Vijayapura	Sindagi	YENKANCHI	GP	Pigeon pea (red gram/arhar/tur)	IRR	602	4	1145.15				
391	Vijayapura	Sindagi	Alamela (ULB)	GP	Pigeon pea (red gram/arhar/tur)	RF	1800	4	1114.88				
392	Vijayapura	Sindagi	ASKI	GP	Pigeon pea (red gram/arhar/tur)	RF	1010	4	389.65				
393	Vijayapura	Sindagi	BAGALUR	GP	Pigeon pea (red gram/arhar/tur)	RF	1117	4	418.39				
394	Vijayapura	Sindagi	BALAGANUR	GP	Pigeon pea (red gram/arhar/tur)	RF	904	4	1417.28				
395	Vijayapura	Sindagi	BAMMANALLI	GP	Pigeon pea (red gram/arhar/tur)	RF	1041	4	1064.10				
396	Vijayapura	Sindagi	BANDAL	GP	Pigeon pea (red gram/arhar/tur)	RF	1436	4	549.46				
397	Vijayapura	Sindagi	BEKINAL	GP	Pigeon pea (red gram/arhar/tur)	RF	1643			Hobli Level	55	520.71	
398	Vijayapura	Sindagi	BYKOD	GP	Pigeon pea (red gram/arhar/tur)	RF	1476	4	345.49				
399	Vijayapura	Sindagi	CHANDAKAVATE	GP	Pigeon pea (red gram/arhar/tur)	RF	1190	4	928.67				
400	Vijayapura	Sindagi	CHATTARAKI	GP	Pigeon pea (red gram/arhar/tur)	RF	1925			Hobli Level	69	694.40	
401	Vijayapura	Sindagi	CHIKKARUGI	GP	Pigeon pea (red gram/arhar/tur)	RF	1005	4	500.61				

Government of Karnataka
Directorate of Economics and Statistics
GP Level Average Yield data for Kharif season 2017-18

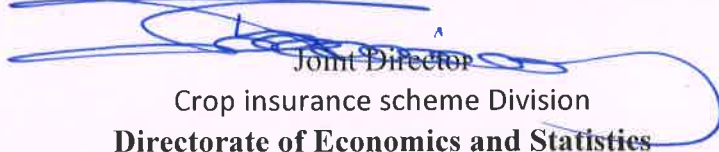
S.N	District	Taluk	Insurance Unit (hobli/ GP)	GP/HOBLI	Crop	IRR_RF	Area_Sown_Ha	No_CCE_Conducted	Average Yield(Kg/Ha)	Name_Of_Higher_Level	No_cce Conducted_Higher	Higher average Yield(Kg/Ha)	Synthetic Yield
402	Vijayapura	Sindagi	DEVANGAON	GP	Pigeon pea (red gram/arhar/tur)	RF	1427	4	539.30				
403	Vijayapura	Sindagi	DEVAR NAVADGI	GP	Pigeon pea (red gram/arhar/tur)	RF	1847	4	633.14				
404	Vijayapura	Sindagi	Devarahipparagi (ULB)	GP	Pigeon pea (red gram/arhar/tur)	RF	1500	4	435.31				
405	Vijayapura	Sindagi	GABASAVALAGI	GP	Pigeon pea (red gram/arhar/tur)	RF	910	4	744.87				
406	Vijayapura	Sindagi	GOLAGERI	GP	Pigeon pea (red gram/arhar/tur)	RF	1960	4	227.33				
407	Vijayapura	Sindagi	GUBBEWAD	GP	Pigeon pea (red gram/arhar/tur)	RF	1589	4	345.49				
408	Vijayapura	Sindagi	GUTTARAGI	GP	Pigeon pea (red gram/arhar/tur)	RF	600	4	1939.03				
409	Vijayapura	Sindagi	HANDIGANUR	GP	Pigeon pea (red gram/arhar/tur)	RF	1313	4	341.00				
410	Vijayapura	Sindagi	HARANAL	GP	Pigeon pea (red gram/arhar/tur)	RF	618	4	629.56				
411	Vijayapura	Sindagi	HIKKANAGUTTI	GP	Pigeon pea (red gram/arhar/tur)	RF	1527	4	831.93				
412	Vijayapura	Sindagi	HITNALLI	GP	Pigeon pea (red gram/arhar/tur)	RF	1834	4	440.85				
413	Vijayapura	Sindagi	HONNALLI	GP	Pigeon pea (red gram/arhar/tur)	RF	1667	4	437.32				
414	Vijayapura	Sindagi	HUNASHYAL	GP	Pigeon pea (red gram/arhar/tur)	RF	1200	4	386.10				

Government of Karnataka
Directorate of Economics and Statistics
GP Level Average Yield data for Kharif season 2017-18

S.N	District	Taluk	Insurance Unit (hobli/ GP)	GP/HOBLI	Crop	IRR_RF	Area_Sown_Ha	No_CCE_Conducted	Average Yield(Kg/Ha)	Name_Of_Higher_Level	No_cce_Conducted_Higher	Higher average Yield(Kg/Ha)	Synthetic Yield
415	Vijayapura	Sindagi	JALAWAD	GP	Pigeon pea (red gram/arhar/tur)	RF	1818	4	551.39				
416	Vijayapura	Sindagi	KADANI	GP	Pigeon pea (red gram/arhar/tur)	RF	877	4	217.66				
417	Vijayapura	Sindagi	KAKKALAMELI	GP	Pigeon pea (red gram/arhar/tur)	RF	295	4	392.99				
418	Vijayapura	Sindagi	KALAKERI	GP	Pigeon pea (red gram/arhar/tur)	RF	1867	4	313.18				
419	Vijayapura	Sindagi	KANNOLLI	GP	Pigeon pea (red gram/arhar/tur)	RF	975	4	519.96				
420	Vijayapura	Sindagi	KERUTAGI	GP	Pigeon pea (red gram/arhar/tur)	RF	2676			Hobli Level	55	520.71	
421	Vijayapura	Sindagi	KOKATANUR	GP	Pigeon pea (red gram/arhar/tur)	RF	2986	4	224.91				
422	Vijayapura	Sindagi	KONDAGULI	GP	Pigeon pea (red gram/arhar/tur)	RF	3117	4	631.40				
423	Vijayapura	Sindagi	KORAHALLI	GP	Pigeon pea (red gram/arhar/tur)	RF	1319	4	941.31				
424	Vijayapura	Sindagi	KORAWAR	GP	Pigeon pea (red gram/arhar/tur)	RF	2387	4	25.39				
425	Vijayapura	Sindagi	MALAGHAN	GP	Pigeon pea (red gram/arhar/tur)	RF	1977	4	1674.82				
426	Vijayapura	Sindagi	MANUR	GP	Pigeon pea (red gram/arhar/tur)	RF	1167			Hobli Level	55	520.71	
427	Vijayapura	Sindagi	MORATAGI	GP	Pigeon pea (red gram/arhar/tur)	RF	413	4	1061.68				

Government of Karnataka
Directorate of Economics and Statistics
GP Level Average Yield data for Kharif season 2017-18

S.N	District	Taluk	Insurance Unit (hobli/ GP)	GP/HOBLI	Crop	IRR_RF	Area_Sown_Ha	No_CCE_Conducted	Average Yield(Kg/Ha)	Name_Of_Higher_Level	No_cce Conducted_Higher	Higher average Yield(Kg/Ha)	Synthetic Yield
428	Vijayapura	Sindagi	MULASAVALAGI	GP	Pigeon pea (red gram/arhar/tur)	RF	2034	4	920.44				
429	Vijayapura	Sindagi	NAGAVI B K	GP	Pigeon pea (red gram/arhar/tur)	RF	909	4	232.38				
430	Vijayapura	Sindagi	RAMANALLI	GP	Pigeon pea (red gram/arhar/tur)	RF	918	4	650.55				
431	Vijayapura	Sindagi	RAMPUR PA	GP	Pigeon pea (red gram/arhar/tur)	RF	1553	4	742.45				
432	Vijayapura	Sindagi	Sindagi (ULB)	GP	Pigeon pea (red gram/arhar/tur)	RF	2913	4	1054.43				
433	Vijayapura	Sindagi	SUNGATHAN	GP	Pigeon pea (red gram/arhar/tur)	RF	1068	4	290.21				
434	Vijayapura	Sindagi	YARAGAL BK	GP	Pigeon pea (red gram/arhar/tur)	RF	1273	4	1482.75				
435	Vijayapura	Sindagi	YELAGOD	GP	Pigeon pea (red gram/arhar/tur)	RF	1510	4	620.32				
436	Vijayapura	Sindagi	YENKANCHI	GP	Pigeon pea (red gram/arhar/tur)	RF	1071	4	875.46				


Joint Director
Crop insurance scheme Division
Directorate of Economics and Statistics



Government of Karnataka
Directorate of Economics and Statistics
GP Level Average Yield data for Kharif season 2017-18

S.N	District	Taluk	Insurance Unit (hobli/ GP)	GP/HOBLI	Crop	IRR_RF	Area_Sown_Ha	No_CCE_Conducted	Average Yield(Kg/Ha)	Name_Of_Higher_Level	No_cce_Conducted_Higher	Higher average Yield(Kg/Ha)	SyntheticYield
1	YADGIRI	Shahapur	AIKUR	GP	PADDY	IRR	377	4	8174.42				
2	YADGIRI	Shahapur	ANABI	GP	PADDY	IRR	78	4	5056.82				
3	YADGIRI	Shahapur	B.Gudi(ULB/NAC)	GP	PADDY	IRR	96	4	5486.90				
4	YADGIRI	Shahapur	BEERANURA	GP	PADDY	IRR	673	4	6564.43				
5	YADGIRI	Shahapur	BENDEBEMBLI	GP	PADDY	IRR	1081	4	5512.80				
6	YADGIRI	Shahapur	BILHAR	GP	PADDY	IRR	633	4	6071.48				
7	YADGIRI	Shahapur	CHAMANAL	GP	PADDY	IRR	4	4	5974.60				
8	YADGIRI	Shahapur	CHATNALLI	GP	PADDY	IRR	390	4	5084.41				
9	YADGIRI	Shahapur	DOHARNALLI	GP	PADDY	IRR	241	4	5406.00				
10	YADGIRI	Shahapur	GINAL	GP	PADDY	IRR	698	4	7763.93				
11	YADGIRI	Shahapur	GOGI (K)	GP	PADDY	IRR	1372	4	5052.72				
12	YADGIRI	Shahapur	GULSARAM	GP	PADDY	IRR	1155	4	4954.13				
13	YADGIRI	Shahapur	GUNDAGARTHI	GP	PADDY	IRR	168	4	5272.72				
14	YADGIRI	Shahapur	HAIYAL (B)	GP	PADDY	IRR	136	4	5110.23				
15	YADGIRI	Shahapur	HALGERA	GP	PADDY	IRR	787	4	5521.02				
16	YADGIRI	Shahapur	HATTIGUDUR	GP	PADDY	IRR	1477	4	5849.65				
17	YADGIRI	Shahapur	HOSAKERA	GP	PADDY	IRR	347	4	5332.05				
18	YADGIRI	Shahapur	HOTPET	GP	PADDY	IRR	233	4	4896.62				

Government of Karnataka
Directorate of Economics and Statistics
GP Level Average Yield data for Kharif season 2017 18

S.N	District	Taluk	Insurance Unit (hobli/ GP)	GP/HOBLI	Crop	IRR_RF	Area_Sown_Ha	No_CCE_Conducted	Average Yield(Kg/Ha)	Name_Of_Higher_Level	No_cce Conducted_Higher	Higher average Yield(Kg/Ha)	Synthetic Yield
19	YADGIRI	Shahapur	IBRAHIMPUR	GP	PADDY	IRR	250	4	5890.50				
20	YADGIRI	Shahapur	KADUMGERA B	GP	PADDY	IRR	110	4	5401.11				
21	YADGIRI	Shahapur	KAKKASGERA	GP	PADDY	IRR	251	4	5845.54				
22	YADGIRI	Shahapur	KANNE KOLLUR	GP	PADDY	IRR	826	4	3097.36				
23	YADGIRI	Shahapur	KHANAPUR	GP	PADDY	IRR	345	4	5704.98				
24	YADGIRI	Shahapur	KOLLUR (M)	GP	PADDY	IRR	288	4	4974.67				
25	YADGIRI	Shahapur	KONKAL	GP	PADDY	IRR	501	4	6597.29				
26	YADGIRI	Shahapur	KURKUNDA	GP	PADDY	IRR	246	4	4806.24				
27	YADGIRI	Shahapur	MADRAKI	GP	PADDY	IRR	682	4	6506.91				
28	YADGIRI	Shahapur	MUDBOOL	GP	PADDY	IRR	26	4	5052.72				
29	YADGIRI	Shahapur	NAGANATAGI	GP	PADDY	IRR	205	4	5356.70				
30	YADGIRI	Shahapur	NAIKAL	GP	PADDY	IRR	789	4	4861.85				
31	YADGIRI	Shahapur	RUSTAPUR	GP	PADDY	IRR	602	4	6630.15				
32	YADGIRI	Shahapur	SAGAR (B)	GP	PADDY	IRR	1462	4	5612.79				
33	YADGIRI	Shahapur	Shahpura (ULB)	GP	PADDY	IRR	123	4	6361.07				
34	YADGIRI	Shahapur	SHIRVAL	GP	PADDY	IRR	134	4	6205.71				
35	YADGIRI	Shahapur	T. WADGERA	GP	PADDY	IRR	156	4	5003.42				
36	YADGIRI	Shahapur	TADIBIDI	GP	PADDY	IRR	597	4	5200.60				

Government of Karnataka
Directorate of Economics and Statistics
GP Level Average Yield data for Kharif season 2017-18

S.N	District	Taluk	Insurance Unit (hobli/ GP)	GP/HOBLI	Crop	IRR_RF	Area_Sown_Ha	No_CCE_Conducted	Average Yield(Kg/Ha)	Name_Of_Higher_Level	No_cce Conducted_Higher	Higher average Yield(Kg/Ha)	Synthetic Yield
37	YADGIRI	Shahapur	TUMAKURA	GP	PADDY	IRR	569	4	7147.75				
38	YADGIRI	Shahapur	UKKINAL	GP	PADDY	IRR	452	4	5430.65				
39	YADGIRI	Shahapur	ULLESUGOOR	GP	PADDY	IRR	151	4	5915.38				
40	YADGIRI	Shahapur	VADIGERA	GP	PADDY	IRR	18	4	5931.81				
41	YADGIRI	Shahapur	VANADURGA	GP	PADDY	IRR	321	4	5837.65				
42	YADGIRI	Shahapur	AIKUR	GP	Pigeon pea (red gram/arhar/tur)	RF	134	4	1049.59				
43	YADGIRI	Shahapur	ANABI	GP	Pigeon pea (red gram/arhar/tur)	RF	219	4	836.77				
44	YADGIRI	Shahapur	B.Gudi(ULB/NAC)	GP	Pigeon pea (red gram/arhar/tur)	RF	17	4	1003.64				
45	YADGIRI	Shahapur	BEERANURA	GP	Pigeon pea (red gram/arhar/tur)	RF	88	4	822.26				
46	YADGIRI	Shahapur	BENDEBEMBLI	GP	Pigeon pea (red gram/arhar/tur)	RF	645	4	1272.08				
47	YADGIRI	Shahapur	BILHAR	GP	Pigeon pea (red gram/arhar/tur)	RF	222	4	1017.78				
48	YADGIRI	Shahapur	CHAMANAL	GP	Pigeon pea (red gram/arhar/tur)	RF	678	4	916.58				
49	YADGIRI	Shahapur	CHATNALLI	GP	Pigeon pea (red gram/arhar/tur)	RF	201	4	1168.09				

Government of Karnataka
Directorate of Economics and Statistics
GP Level Average Yield data for Kharif season 2017-18

S.N	District	Taluk	Insurance Unit (hobli/ GP)	GP/HOBLI	Crop	IRR_RF	Area_Sown_Ha	No_CCE_Conducted	Average Yield(Kg/Ha)	Name_Of_Higher_Level	No_cce_Conducted_Higher	Higher average Yield(Kg/Ha)	Synthetic Yield
50	YADGIRI	Shahapur	DOHARNALLI	GP	Pigeon pea (red gram/arhar/tur)	RF	158	4	1642.09				
51	YADGIRI	Shahapur	GINAL	GP	Pigeon pea (red gram/arhar/tur)	RF	254	4	793.24				
52	YADGIRI	Shahapur	GOGI (K)	GP	Pigeon pea (red gram/arhar/tur)	RF	81	4	984.29				
53	YADGIRI	Shahapur	GULSARAM	GP	Pigeon pea (red gram/arhar/tur)	RF	137	4	897.23				
54	YADGIRI	Shahapur	GUNDAGARTHI	GP	Pigeon pea (red gram/arhar/tur)	RF	51	4	1175.34				
55	YADGIRI	Shahapur	HAIYAL (B)	GP	Pigeon pea (red gram/arhar/tur)	RF	133	4	822.26				
56	YADGIRI	Shahapur	HALGERA	GP	Pigeon pea (red gram/arhar/tur)	RF	296	4	788.40				
57	YADGIRI	Shahapur	HATTIGUDUR	GP	Pigeon pea (red gram/arhar/tur)	RF	114	4	858.53				
58	YADGIRI	Shahapur	HOSAKERA	GP	Pigeon pea (red gram/arhar/tur)	RF	554	4	662.64				
59	YADGIRI	Shahapur	HOTPET	GP	Pigeon pea (red gram/arhar/tur)	RF	182	4	880.30				
60	YADGIRI	Shahapur	IBRAHIMPUR	GP	Pigeon pea (red gram/arhar/tur)	RF	546	4	1376.07				
61	YADGIRI	Shahapur	KADUMGERA B	GP	Pigeon pea (red gram/arhar/tur)	RF	101	4	1112.46				

②:

Government of Karnataka
Directorate of Economics and Statistics
GP Level Average Yield data for Kharif season 2017-18

S.N	District	Taluk	Insurance Unit (hobli/ GP)	GP/HOBLI	Crop	IRR_RF	Area_Sown_Ha	No_CCE_Conducted	Average Yield(Kg/Ha)	Name_Of_Higher_Level	No_cce_Conducted_Higher	Higher average Yield(Kg/Ha)	Synthetic Yield
62	YADGIRI	Shahapur	KAKKASGERA	GP	Pigeon pea (red gram/arhar/tur)	RF	798	4	706.17				
63	YADGIRI	Shahapur	KANNE KOLLUR	GP	Pigeon pea (red gram/arhar/tur)	RF	636	4	981.87				
64	YADGIRI	Shahapur	KHANAPUR	GP	Pigeon pea (red gram/arhar/tur)	RF	117	4	1090.70				
65	YADGIRI	Shahapur	KOLLUR (M)	GP	Pigeon pea (red gram/arhar/tur)	RF	245	4	990.33				
66	YADGIRI	Shahapur	KONKAL	GP	Pigeon pea (red gram/arhar/tur)	RF	546	4	827.09				
67	YADGIRI	Shahapur	KURKUNDA	GP	Pigeon pea (red gram/arhar/tur)	RF	152	4	875.46				
68	YADGIRI	Shahapur	MADRAKI	GP	Pigeon pea (red gram/arhar/tur)	RF	63	4	1061.68				
69	YADGIRI	Shahapur	MUDBOOL	GP	Pigeon pea (red gram/arhar/tur)	RF	165	4	1037.49				
70	YADGIRI	Shahapur	NAGANATAGI	GP	Pigeon pea (red gram/arhar/tur)	RF	278	4	1376.07				
71	YADGIRI	Shahapur	NAIKAL	GP	Pigeon pea (red gram/arhar/tur)	RF	678	4	1360.35				
72	YADGIRI	Shahapur	RUSTAPUR	GP	Pigeon pea (red gram/arhar/tur)	RF	97	4	830.72				
73	YADGIRI	Shahapur	SAGAR (B)	GP	Pigeon pea (red gram/arhar/tur)	RF	287	4	1168.27				

Government of Karnataka
Directorate of Economics and Statistics
GP Level Average Yield data for Kharif season 2017-18

S.N	District	Taluk	Insurance Unit (hobli/ GP)	GP/HOBLI	Crop	IRR_RF	Area_Sown_Ha	No_CCE_Conducted	Average Yield(Kg/Ha)	Name_Of_Higher_Level	No_cce Conducted_Higher	Higher average Yield(Kg/Ha)	Synthetic Yield
74	YADGIRI	Shahapur	Shahpura (ULB)	GP	Pigeon pea (red gram/arhar/tur)	RF	48	4	851.28				
75	YADGIRI	Shahapur	SHIRVAL	GP	Pigeon pea (red gram/arhar/tur)	RF	315	4	993.96				
76	YADGIRI	Shahapur	T. WADGERA	GP	Pigeon pea (red gram/arhar/tur)	RF	111	4	735.20				
77	YADGIRI	Shahapur	TADIBIDI	GP	Pigeon pea (red gram/arhar/tur)	RF	115	4	1156.00				
78	YADGIRI	Shahapur	TUMAKURA	GP	Pigeon pea (red gram/arhar/tur)	RF	341	4	1126.98				
79	YADGIRI	Shahapur	UKKINAL	GP	Pigeon pea (red gram/arhar/tur)	RF	498	4	1042.33				
80	YADGIRI	Shahapur	ULLESUGOOR	GP	Pigeon pea (red gram/arhar/tur)	RF	134	4	892.39				
81	YADGIRI	Shahapur	VADIGERA	GP	Pigeon pea (red gram/arhar/tur)	RF	237	4	846.44				
82	YADGIRI	Shahapur	VANADURGA	GP	Pigeon pea (red gram/arhar/tur)	RF	218	4	703.76				
83	YADGIRI	Shorapur	AGNI	GP	PADDY	IRR	446	4	5640.15				
84	YADGIRI	Shorapur	ALDAL	GP	PADDY	IRR	1170	4	7558.54				
85	YADGIRI	Shorapur	ARKERA (J)	GP	PADDY	IRR	1364	4	6162.06				
86	YADGIRI	Shorapur	ARKERA (K)	GP	PADDY	IRR	40	4	5882.51				
87	YADGIRI	Shorapur	BADYAPUR	GP	PADDY	IRR	408	4	8362.73				

Government of Karnataka
Directorate of Economics and Statistics
GP Level Average Yield data for Kharif season 2017-18

S.N	District	Taluk	Insurance Unit (hobli/ GP)	GP/HOBLI	Crop	IRR_RF	Area_Sown_Ha	No_CCE_Conducted	Average Yield(Kg/Ha)	Name_Of_Higher_Level	No_cce_Conducted_Higher	Higher average Yield(Kg/Ha)	SyntheticYield
88	YADGIRI	Shorapur	BAICHBAL	GP	PADDY	IRR	1561	4	6094.44				
89	YADGIRI	Shorapur	BAILKUNTI	GP	PADDY	IRR	941	4	5931.81				
90	YADGIRI	Shorapur	BARDEVANAL	GP	PADDY	IRR	121	4	6531.56				
91	YADGIRI	Shorapur	DEIKERA	GP	PADDY	IRR	321	4	6285.09				
92	YADGIRI	Shorapur	DEVAPUR	GP	PADDY	IRR	1139	4	6967.00				
93	YADGIRI	Shorapur	DEVARGONAL	GP	PADDY	IRR	861	4	6230.61				
94	YADGIRI	Shorapur	DEVATKAL	GP	PADDY	IRR	834	4	7805.01				
95	YADGIRI	Shorapur	GEDDALMARI	GP	PADDY	IRR	648	4	6211.15				
96	YADGIRI	Shorapur	HAGARATAGI	GP	PADDY	IRR	107	4	6161.85				
97	YADGIRI	Shorapur	HEBBAL (B)	GP	PADDY	IRR	869	4	6330.28				
98	YADGIRI	Shorapur	HEGGANADODDI	GP	PADDY	IRR	259	4	6005.75				
99	YADGIRI	Shorapur	HEMANOOR	GP	PADDY	IRR	96	4	6408.33				
100	YADGIRI	Shorapur	HUNASAGI	GP	PADDY	IRR	2378	4	5841.43				
101	YADGIRI	Shorapur	JOGUNDBHAVI	GP	PADDY	IRR	175	4	6144.57				
102	YADGIRI	Shorapur	KACHAKNUR	GP	PADDY	IRR	1012	4	7558.54				
103	YADGIRI	Shorapur	Kakera(ULB)	GP	PADDY	IRR	2181	4	7583.18				
104	YADGIRI	Shorapur	KAMNATAGI	GP	PADDY	IRR	1749	4	7000.68				
105	YADGIRI	Shorapur	KARADAKAL	GP	PADDY	IRR	865	4	5603.18				

Government of Karnataka
Directorate of Economics and Statistics
GP Level Average Yield data for Kharif season 2017-18

S.N	District	Taluk	Insurance Unit (hobli/ GP)	GP/HOBLI	Crop	IRR_RF	Area_Sown_Ha	No_CCE_Conducted	Average Yield(Kg/Ha)	Name_Of_Higher_Level	No_cce_Conducted_Higher	Higher average Yield(Kg/Ha)	Synthetic Yield
106	YADGIRI	Shorapur	Kembhavi(ULB)	GP	PADDY	IRR	1289	4	5912.09				
107	YADGIRI	Shorapur	KHANAPUR (S.H)	GP	PADDY	IRR	178	4	7689.99				
108	YADGIRI	Shorapur	KIRADAHALLI	GP	PADDY	IRR	526	4	7722.85				
109	YADGIRI	Shorapur	KODEKAL	GP	PADDY	IRR	180	4	5960.57				
110	YADGIRI	Shorapur	KOLIHALLI	GP	PADDY	IRR	291	4	6732.85				
111	YADGIRI	Shorapur	MALGATTI	GP	PADDY	IRR	952	4	8422.65				
112	YADGIRI	Shorapur	MALLA (B)	GP	PADDY	IRR	663	4	5804.46				
113	YADGIRI	Shorapur	MALNOOR	GP	PADDY	IRR	1358	4	5878.41				
114	YADGIRI	Shorapur	MARNAL	GP	PADDY	IRR	78	4	5038.76				
115	YADGIRI	Shorapur	MUDNOOR (K)	GP	PADDY	IRR	1157	4	6068.76				
116	YADGIRI	Shorapur	NAGANOOR	GP	PADDY	IRR	26			Hobli Level	38	6398.23	
117	YADGIRI	Shorapur	NARAYANPUR	GP	PADDY	IRR	149	4	6161.85				
118	YADGIRI	Shorapur	PETH AMMAPUR	GP	PADDY	IRR	316	4	5923.24				
119	YADGIRI	Shorapur	RAJAN KOLLUR	GP	PADDY	IRR	800	4	6478.16				
120	YADGIRI	Shorapur	Shorapura (ULB)	GP	PADDY	IRR	123	4	6379.57				
121	YADGIRI	Shorapur	SUGOOR	GP	PADDY	IRR	211	4	7640.70				
122	YADGIRI	Shorapur	TINTHNI	GP	PADDY	IRR	447	4	6745.17				
123	YADGIRI	Shorapur	WAGANGERA	GP	PADDY	IRR	435	4	6201.43				

Government of Karnataka
Directorate of Economics and Statistics
GP Level Average Yield data for Kharif season 2017-18

S.N	District	Taluk	Insurance Unit (hobli/ GP)	GP/HOBLI	Crop	IRR_RF	Area_Sown_Ha	No_CCE_Conducted	Average Yield(Kg/Ha)	Name_Of_Higher_Level	No_cce_Conducted_Higher	Higher average Yield(Kg/Ha)	Synthetic Yield
124	YADGIRI	Shorapur	WAJJAL	GP	PADDY	IRR	899	4	5898.95				
125	YADGIRI	Shorapur	YAKTAPUR	GP	PADDY	IRR	32	4	6184.03				
126	YADGIRI	Shorapur	YALAGI	GP	PADDY	IRR	197	4	5767.49				
127	YADGIRI	Shorapur	YEVOOR	GP	PADDY	IRR	125	4	6322.06				
128	YADGIRI	Shorapur	AGNI	GP	Pigeon pea (red gram/arhar/tur)	RF	946	4	844.02				
129	YADGIRI	Shorapur	ALDAL	GP	Pigeon pea (red gram/arhar/tur)	RF	41	4	848.86				
130	YADGIRI	Shorapur	ARKERA (J)	GP	Pigeon pea (red gram/arhar/tur)	RF	191	4	783.56				
131	YADGIRI	Shorapur	ARKERA (K)	GP	Pigeon pea (red gram/arhar/tur)	RF	23	4	756.96				
132	YADGIRI	Shorapur	BADYAPUR	GP	Pigeon pea (red gram/arhar/tur)	RF	22	4	817.42				
133	YADGIRI	Shorapur	BAICHBAL	GP	Pigeon pea (red gram/arhar/tur)	RF	41	4	887.55				
134	YADGIRI	Shorapur	BAILKUNTI	GP	Pigeon pea (red gram/arhar/tur)	RF	4	4	916.57				
135	YADGIRI	Shorapur	BARDEVANAL	GP	Pigeon pea (red gram/arhar/tur)	RF	206	4	1002.43				
136	YADGIRI	Shorapur	DEIKERA	GP	Pigeon pea (red gram/arhar/tur)	RF	35	4	827.09				
137	YADGIRI	Shorapur	DEVAPUR	GP	Pigeon pea (red gram/arhar/tur)	RF	281	4	727.94				

Government of Karnataka
Directorate of Economics and Statistics
GP Level Average Yield data for Kharif season 2017-18

S.N	District	Taluk	Insurance Unit (hobli/ GP)	GP/HOBLI	Crop	IRR_RF	Area_Sown_Ha	No_CCE_Conducted	Average Yield(Kg/Ha)	Name_Of_Higher_Level	No_cce Conducted_Higher	Higher average Yield(Kg/Ha)	Synthetic Yield
138	YADGIRI	Shorapur	DEVARGONAL	GP	Pigeon pea (red gram/arhar/tur)	RF	270	4	957.69				
139	YADGIRI	Shorapur	DEVATKAL	GP	Pigeon pea (red gram/arhar/tur)	RF	166	4	928.67				
140	YADGIRI	Shorapur	GEDDALMARI	GP	Pigeon pea (red gram/arhar/tur)	RF	73	4	986.71				
141	YADGIRI	Shorapur	HAGARATAGI	GP	Pigeon pea (red gram/arhar/tur)	RF	666	4	711.01				
142	YADGIRI	Shorapur	HEBBAL (B)	GP	Pigeon pea (red gram/arhar/tur)	RF	674			Hobli Level	26	835.28	
143	YADGIRI	Shorapur	HEGGANADODDI	GP	Pigeon pea (red gram/arhar/tur)	RF	252	4	956.48				
144	YADGIRI	Shorapur	HEMANOOR	GP	Pigeon pea (red gram/arhar/tur)	RF	62	4	817.42				
145	YADGIRI	Shorapur	HUNASAGI	GP	Pigeon pea (red gram/arhar/tur)	RF	68	4	740.03				
146	YADGIRI	Shorapur	JOGUNDBHAVI	GP	Pigeon pea (red gram/arhar/tur)	RF	1043	4	737.61				
147	YADGIRI	Shorapur	KACHAKNUR	GP	Pigeon pea (red gram/arhar/tur)	RF	318	4	703.76				
148	YADGIRI	Shorapur	Kakkeru(ULB)	GP	Pigeon pea (red gram/arhar/tur)	RF	28	4	810.17				
149	YADGIRI	Shorapur	KAMNATAGI	GP	Pigeon pea (red gram/arhar/tur)	RF	169	4	793.24				
150	YADGIRI	Shorapur	KARADAKAL	GP	Pigeon pea (red gram/arhar/tur)	RF	104	4	779.93				

Government of Karnataka
Directorate of Economics and Statistics
GP Level Average Yield data for Kharif season 2017-18

S.N	District	Taluk	Insurance Unit (hobli/ GP)	GP/HOBLI	Crop	IRR_RF	Area_Sown_Ha	No_CCE_Conducted	Average Yield(Kg/Ha)	Name_Of_Higher_Level	No_cce_Conducted_Higher	Higher average Yield(Kg/Ha)	Synthetic Yield
151	YADGIRI	Shorapur	Kembhavi(ULB)	GP	Pigeon pea (red gram/arhar/tur)	RF	812	4	800.49				
152	YADGIRI	Shorapur	KHANAPUR (S.H)	GP	Pigeon pea (red gram/arhar/tur)	RF	75	4	766.63				
153	YADGIRI	Shorapur	KIRADAHALLI	GP	Pigeon pea (red gram/arhar/tur)	RF	69	4	875.46				
154	YADGIRI	Shorapur	KODEKAL	GP	Pigeon pea (red gram/arhar/tur)	RF	137	4	829.51				
155	YADGIRI	Shorapur	KOLIHALLI	GP	Pigeon pea (red gram/arhar/tur)	RF	1839	4	652.97				
156	YADGIRI	Shorapur	MALGATTI	GP	Pigeon pea (red gram/arhar/tur)	RF	201	4	730.36				
157	YADGIRI	Shorapur	MALLA (B)	GP	Pigeon pea (red gram/arhar/tur)	RF	220	4	1018.15				
158	YADGIRI	Shorapur	MALNOOR	GP	Pigeon pea (red gram/arhar/tur)	RF	174	4	781.15				
159	YADGIRI	Shorapur	MARNAL	GP	Pigeon pea (red gram/arhar/tur)	RF	552	4	781.14				
160	YADGIRI	Shorapur	MUDNOOR (K)	GP	Pigeon pea (red gram/arhar/tur)	RF	444	4	773.89				
161	YADGIRI	Shorapur	NAGANOOR	GP	Pigeon pea (red gram/arhar/tur)	RF	875	4	785.98				
162	YADGIRI	Shorapur	NARAYANPUR	GP	Pigeon pea (red gram/arhar/tur)	RF	221	4	689.37				
163	YADGIRI	Shorapur	PETH AMMAPUR	GP	Pigeon pea (red gram/arhar/tur)	RF	322	4	1363.98				

Government of Karnataka
Directorate of Economics and Statistics
GP Level Average Yield data for Kharif season 2017-18

S.N	District	Taluk	Insurance Unit (hobli/ GP)	GP/HOBLI	Crop	IRR_RF	Area_Sown_Ha	No_CCE_Conducted	Average Yield(Kg/Ha)	Name_Of_Higher_Level	No_cce_Conducted_Higher	Higher average Yield(Kg/Ha)	Synthetic Yield
164	YADGIRI	Shorapur	RAJAN KOLLUR	GP	Pigeon pea (red gram/arhar/tur)	RF	575	4	720.68				
165	YADGIRI	Shorapur	Shorapura (ULB)	GP	Pigeon pea (red gram/arhar/tur)	RF	44	4	846.44				
166	YADGIRI	Shorapur	SUGOOR	GP	Pigeon pea (red gram/arhar/tur)	RF	211	4	827.09				
167	YADGIRI	Shorapur	TINTHNI	GP	Pigeon pea (red gram/arhar/tur)	RF	228	4	701.34				
168	YADGIRI	Shorapur	WAGANGERA	GP	Pigeon pea (red gram/arhar/tur)	RF	81	4	623.95				
169	YADGIRI	Shorapur	WAJJAL	GP	Pigeon pea (red gram/arhar/tur)	RF	152	4	790.82				
170	YADGIRI	Shorapur	YAKTAPUR	GP	Pigeon pea (red gram/arhar/tur)	RF	2329	4	1085.86				
171	YADGIRI	Shorapur	YALAGI	GP	Pigeon pea (red gram/arhar/tur)	RF	1215	4	873.04				
172	YADGIRI	Shorapur	YEVOOR	GP	Pigeon pea (red gram/arhar/tur)	RF	543	4	661.92				
173	YADGIRI	Yadgir	AJALAPUR	GP	PADDY	IRR	250	4	5857.87				
174	YADGIRI	Yadgir	ALLIPUR	GP	PADDY	IRR	168	4	5644.26				
175	YADGIRI	Yadgir	ANAPUR	GP	PADDY	IRR	205	4	5048.61				
176	YADGIRI	Yadgir	ARAKERA (B)	GP	PADDY	IRR	330			Hobli Level	27	5241.65	
177	YADGIRI	Yadgir	ARKERA (K)	GP	PADDY	IRR	90	4	5578.53				
178	YADGIRI	Yadgir	BADIYAL	GP	PADDY	IRR	26	4	6768.04				

Government of Karnataka
Directorate of Economics and Statistics
GP Level Average Yield data for Kharif season 2017-18

S.N	District	Taluk	Insurance Unit (hobli/ GP)	GP/HOBLI	Crop	IRR_RF	Area_Sown_Ha	No_CCE_Conducted	Average Yield(Kg/Ha)	Name_Of_Higher_Level	No_cce_Conducted_Higher	Higher average Yield(Kg/Ha)	Synthetic Yield
179	YADGIRI	Yadgir	BALICHAKRA	GP	PADDY	IRR	15	4	9418.99				
180	YADGIRI	Yadgir	BANDALLI	GP	PADDY	IRR	144	4	5964.67				
181	YADGIRI	Yadgir	BELGUNDI	GP	PADDY	IRR	1007	4	5249.90				
182	YADGIRI	Yadgir	CHANDRIKI	GP	PADDY	IRR	109			Hobli Level	29	6184.42	
183	YADGIRI	Yadgir	CHAPETLA	GP	PADDY	IRR	49	4	5792.14				
184	YADGIRI	Yadgir	CHINNAKAR	GP	PADDY	IRR	70	4	6490.48				
185	YADGIRI	Yadgir	GAJARKOT	GP	PADDY	IRR	102	4	7445.81				
186	YADGIRI	Yadgir	Gurmitkal(ULB)	GP	PADDY	IRR	17	4	6078.87				
187	YADGIRI	Yadgir	HALIGERA	GP	PADDY	IRR	324	4	3840.89				
188	YADGIRI	Yadgir	HATTIKUNI	GP	PADDY	IRR	216	4	5414.21				
189	YADGIRI	Yadgir	HONAGERA	GP	PADDY	IRR	181	4	5882.51				
190	YADGIRI	Yadgir	JAIGRAM	GP	PADDY	IRR	190	4	5742.85				
191	YADGIRI	Yadgir	KADECHUR	GP	PADDY	IRR	125	4	5056.95				
192	YADGIRI	Yadgir	KAKALWAR	GP	PADDY	IRR	145	4	4527.77				
193	YADGIRI	Yadgir	KALEBELGUNDI	GP	PADDY	IRR	36	4	10045.12				
194	YADGIRI	Yadgir	KANDKUR	GP	PADDY	IRR	59	4	6876.63				
195	YADGIRI	Yadgir	KAULUR	GP	PADDY	IRR	288	4	5742.84				
196	YADGIRI	Yadgir	KILLANKERA	GP	PADDY	IRR	28	4	5923.59				

Government of Karnataka
Directorate of Economics and Statistics
GP Level Average Yield data for Kharif season 2017-18

S.N	District	Taluk	Insurance Unit (hobli/ GP)	GP/HOBLI	Crop	IRR_RF	Area_Sown_Ha	No_CCE_Conducted	Average Yield(Kg/Ha)	Name_Of_Higher_Level	No_cce_Conducted_Higher	Higher average Yield(Kg/Ha)	Synthetic Yield
197	YADGIRI	Yadgir	KONKAL	GP	PADDY	IRR	88	4	6779.20				
198	YADGIRI	Yadgir	MADVAR	GP	PADDY	IRR	90	4	5956.46				
199	YADGIRI	Yadgir	MALHAR	GP	PADDY	IRR	706	4	5923.59				
200	YADGIRI	Yadgir	MINASPUR	GP	PADDY	IRR	69	4	5153.77				
201	YADGIRI	Yadgir	MOTNALLI	GP	PADDY	IRR	179			Hobli Level	27	5241.65	
202	YADGIRI	Yadgir	MUDNAL	GP	PADDY	IRR	227	4	5800.36				
203	YADGIRI	Yadgir	MUNDARGI	GP	PADDY	IRR	125	4	5820.90				
204	YADGIRI	Yadgir	PASPUL	GP	PADDY	IRR	163	4	5258.11				
205	YADGIRI	Yadgir	PUTPAK	GP	PADDY	IRR	110	4	7224.89				
206	YADGIRI	Yadgir	RAMASAMUDRA	GP	PADDY	IRR	137	4	5726.41				
207	YADGIRI	Yadgir	SAIDAPUR	GP	PADDY	IRR	58	4	5890.73				
208	YADGIRI	Yadgir	THANGUNDA	GP	PADDY	IRR	303	4	7123.10				
209	YADGIRI	Yadgir	WARKANALLI	GP	PADDY	IRR	250	4	4650.14				
210	YADGIRI	Yadgir	Yadgir (ULB)	GP	PADDY	IRR	369	4	6117.49				
211	YADGIRI	Yadgir	YALHERI	GP	PADDY	IRR	1			Hobli Level	26	6762.04	
212	YADGIRI	Yadgir	YALSATTI	GP	PADDY	IRR	163	4	5773.59				
213	YADGIRI	Yadgir	YARAGOL	GP	PADDY	IRR	107	4	4991.10				
214	YADGIRI	Yadgir	AJALAPUR	GP	Pigeon pea (red gram/arhar/tur)	RF	452			Hobli Level	20	1031.69	

Government of Karnataka
Directorate of Economics and Statistics
GP Level Average Yield data for Kharif season 2017-18

S.N	District	Taluk	Insurance Unit (hobli/ GP)	GP/HOBLI	Crop	IRR_RF	Area_Sown_Ha	No_CCE_Conducted	Average Yield(Kg/Ha)	Name_Of_Higher_Level	No_cce Conducted_Higher	Higher average Yield(Kg/Ha)	Synthetic Yield
215	YADGIRI	Yadgir	ALLIPUR	GP	Pigeon pea (red gram/arhar/tur)	RF	554	4	2164.47				
216	YADGIRI	Yadgir	ANAPUR	GP	Pigeon pea (red gram/arhar/tur)	RF	81	4	935.92				
217	YADGIRI	Yadgir	ARAKERA (B)	GP	Pigeon pea (red gram/arhar/tur)	RF	944	4	1015.33				
218	YADGIRI	Yadgir	ARKERA (K)	GP	Pigeon pea (red gram/arhar/tur)	RF	460	4	816.21				
219	YADGIRI	Yadgir	BADIYAL	GP	Pigeon pea (red gram/arhar/tur)	RF	896	4	1245.48				
220	YADGIRI	Yadgir	BALICHAKRA	GP	Pigeon pea (red gram/arhar/tur)	RF	356	4	1168.09				
221	YADGIRI	Yadgir	BANDALLI	GP	Pigeon pea (red gram/arhar/tur)	RF	426	4	1214.04				
222	YADGIRI	Yadgir	BELGUNDI	GP	Pigeon pea (red gram/arhar/tur)	RF	875	4	1136.65				
223	YADGIRI	Yadgir	CHANDRIKI	GP	Pigeon pea (red gram/arhar/tur)	RF	404	4	1632.42				
224	YADGIRI	Yadgir	CHAPETLA	GP	Pigeon pea (red gram/arhar/tur)	RF	602	4	974.62				
225	YADGIRI	Yadgir	CHINNAKAR	GP	Pigeon pea (red gram/arhar/tur)	RF	881	4	1484.90				
226	YADGIRI	Yadgir	GAJARKOT	GP	Pigeon pea (red gram/arhar/tur)	RF	545	4	1081.03				
227	YADGIRI	Yadgir	Gurmitkal(ULB)	GP	Pigeon pea (red gram/arhar/tur)	RF	395	4	897.23				

Government of Karnataka
Directorate of Economics and Statistics
GP Level Average Yield data for Kharif season 2017-18

S.N	District	Taluk	Insurance Unit (hobli/ GP)	GP/HOBLI	Crop	IRR_RF	Area_Sown_Ha	No_CCE_Conducted	Average Yield(Kg/Ha)	Name_Of_Higher_Level	No_cce_Conducted_Higher	Higher average Yield(Kg/Ha)	Synthetic Yield
228	YADGIRI	Yadgir	HALIGERA	GP	Pigeon pea (red gram/arhar/tur)	RF	266	4	889.97				
229	YADGIRI	Yadgir	HATTIKUNI	GP	Pigeon pea (red gram/arhar/tur)	RF	659	4	1141.48				
230	YADGIRI	Yadgir	HONAGERA	GP	Pigeon pea (red gram/arhar/tur)	RF	462	4	943.18				
231	YADGIRI	Yadgir	JAIGRAM	GP	Pigeon pea (red gram/arhar/tur)	RF	845			Hobli Level	24	1035.50	
232	YADGIRI	Yadgir	KADECHUR	GP	Pigeon pea (red gram/arhar/tur)	RF	1069	4	1071.35				
233	YADGIRI	Yadgir	KAKALWAR	GP	Pigeon pea (red gram/arhar/tur)	RF	487	4	851.28				
234	YADGIRI	Yadgir	KALEBELGUNDI	GP	Pigeon pea (red gram/arhar/tur)	RF	764	4	834.35				
235	YADGIRI	Yadgir	KANDKUR	GP	Pigeon pea (red gram/arhar/tur)	RF	365	4	1018.15				
236	YADGIRI	Yadgir	KAULUR	GP	Pigeon pea (red gram/arhar/tur)	RF	428	4	1228.07				
237	YADGIRI	Yadgir	KILLANKERA	GP	Pigeon pea (red gram/arhar/tur)	RF	690	4	877.88				
238	YADGIRI	Yadgir	KONKAL	GP	Pigeon pea (red gram/arhar/tur)	RF	804	4	945.84				
239	YADGIRI	Yadgir	MADVAR	GP	Pigeon pea (red gram/arhar/tur)	RF	1116	4	775.78				
240	YADGIRI	Yadgir	MALHAR	GP	Pigeon pea (red gram/arhar/tur)	RF	416	4	912.95				

Government of Karnataka
Directorate of Economics and Statistics
GP Level Average Yield data for Kharif season 2017-18

S.N	District	Taluk	Insurance Unit (hobli/ GP)	GP/HOBLI	Crop	IRR_RF	Area_Sown_Ha	No_CCE_Conducted	Average Yield(Kg/Ha)	Name_Of_Higher_Level	No_cce Conducted_Higher	Higher average Yield(Kg/Ha)	Synthetic yield
241	YADGIRI	Yadgir	MINASPUR	GP	Pigeon pea (red gram/arhar/tur)	RF	118	4	848.86				
242	YADGIRI	Yadgir	MOTNALLI	GP	Pigeon pea (red gram/arhar/tur)	RF	574	4	1031.45				
243	YADGIRI	Yadgir	MUDNAL	GP	Pigeon pea (red gram/arhar/tur)	RF	574	4	2041.53				
244	YADGIRI	Yadgir	MUNDARGI	GP	Pigeon pea (red gram/arhar/tur)	RF	755	4	1293.73				
245	YADGIRI	Yadgir	PASPUL	GP	Pigeon pea (red gram/arhar/tur)	RF	207	4	1000.25				
246	YADGIRI	Yadgir	PUTPAK	GP	Pigeon pea (red gram/arhar/tur)	RF	463	4	1188.64				
247	YADGIRI	Yadgir	RAMASAMUDRA	GP	Pigeon pea (red gram/arhar/tur)	RF	235	4	1178.97				
248	YADGIRI	Yadgir	SAIDAPUR	GP	Pigeon pea (red gram/arhar/tur)	RF	1005	4	752.12				
249	YADGIRI	Yadgir	THANGUNDA	GP	Pigeon pea (red gram/arhar/tur)	RF	704	4	1012.10				
250	YADGIRI	Yadgir	WARKANALLI	GP	Pigeon pea (red gram/arhar/tur)	RF	647	4	1173.73				
251	YADGIRI	Yadgir	Yadgir (ULB)	GP	Pigeon pea (red gram/arhar/tur)	RF	502	4	1437.14				
252	YADGIRI	Yadgir	YALHERI	GP	Pigeon pea (red gram/arhar/tur)	RF	1105	4	1468.45				
253	YADGIRI	Yadgir	YALSATTI	GP	Pigeon pea (red gram/arhar/tur)	RF	877	4	771.47				

Government of Karnataka
Directorate of Economics and Statistics
GP Level Average Yield data for Kharif season 2017-18

S.N	District	Taluk	Insurance Unit (hobli/ GP)	GP/HOBLI	Crop	IRR_RF	Area_Sown_Ha	No_CCE_Conducted	Average Yield(Kg/Ha)	Name_Of_Higher_Level	No_cce Conducted_Higher	Higher average Yield(Kg/Ha)	Synthetic Yield
254	YADGIRI	Yadgir	Yampada	GP	Pigeon pea (red gram/arhar/tur)	RF	83	4	805.33				
255	YADGIRI	Yadgir	YARAGOL	GP	Pigeon pea (red gram/arhar/tur)	RF	319	4	1177.76				



Joint Director
Crop insurance scheme Division
Directorate of Economics and Statistics

