

**Government of Karnataka
Directorate of Economics and Statistics**

Hobli Level Average Yield data for Kharif season 2018-19

S.N	District	Taluk	Insurance Unit (hobli/ GP)	GP/HOBLI	Crop	IRR_R F	Area_Sown_Ha	No_CCE_C onducted	Average Yield(Kg/Ha)	Name_Of_Higher_Level	No_cce Conducted_Higher	Higher average Yield(Kg/Ha)	Neighbouring Yield
1	Bagalkot	Badami	BADAMI	Hobli	Green Gram (Moong Bean/ Moong)	RF		10	257.24				
2	Bagalkot	Badami	KERURA	Hobli	Green Gram (Moong Bean/ Moong)	RF		10	158.76				
3	Bagalkot	Badami	KULAGERI	Hobli	Green Gram (Moong Bean/ Moong)	RF		10	268.83				
4	Bagalkot	Badami	BADAMI	Hobli	GROUNDNUT	IRR				Taluk Level	28	1428.82	
5	Bagalkot	Badami	KERURA	Hobli	GROUNDNUT	IRR				Taluk Level	28	1428.82	
6	Bagalkot	Badami	KULAGERI	Hobli	GROUNDNUT	IRR		10	1950.77				
7	Bagalkot	Badami	BADAMI	Hobli	GROUNDNUT	RF				Taluk Level	29	651.45	
8	Bagalkot	Badami	KERURA	Hobli	GROUNDNUT	RF		10	383.97				
9	Bagalkot	Badami	KULAGERI	Hobli	GROUNDNUT	RF		10	734.94				
10	Bagalkot	Badami	BADAMI	Hobli	Horse Gram (kulthi/kultha)	RF		10	596.78				
11	Bagalkot	Badami	KERURA	Hobli	Horse Gram (kulthi/kultha)	RF				Taluk Level	28	704.96	
12	Bagalkot	Badami	KULAGERI	Hobli	Horse Gram (kulthi/kultha)	RF		10	877.64				
13	Bagalkot	Badami	BADAMI	Hobli	Maize (Makka)	RF		10	2519.44				

Government of Karnataka
Directorate of Economics and Statistics
Hobli Level Average Yield data for Kharif season 2018-19

S.N	District	Taluk	Insurance Unit (hobli/ GP)	GP/HOBLI	Crop	IRR_R F	Area Sown_Ha	No_CCE_C onducted	Average Yield(Kg/Ha)	Name_Of_Higher_Level	No_cce Conducted_Higher	Higher average Yield(Kg/Ha)	Neighbouring Yield
14	Bagalkot	Badami	KERURA	Hobli	Maize (Makka)	RF		10	3203.37				
15	Bagalkot	Badami	KULAGERI	Hobli	Maize (Makka)	RF		10	3519.69				
16	Bagalkot	Badami	BADAMI	Hobli	Onion	IRR		10	13563.00				
17	Bagalkot	Badami	KERURA	Hobli	Onion	IRR		10	16517.00				
18	Bagalkot	Badami	KULAGERI	Hobli	Onion	IRR		10	14636.00				
19	Bagalkot	Badami	BADAMI	Hobli	Onion	RF		10	8556.00				
20	Bagalkot	Badami	KERURA	Hobli	Onion	RF				Taluk Level	29	8988.40	
21	Bagalkot	Badami	KULAGERI	Hobli	Onion	RF		10	8364.00				
22	Bagalkot	Badami	BADAMI	Hobli	Pearl Millet (Bajra/Bulrush Millet/Spiked Millet)	IRR		10	2507.71				
23	Bagalkot	Badami	KERURA	Hobli	Pearl Millet (Bajra/Bulrush Millet/Spiked Millet)	IRR		10	2087.54				
24	Bagalkot	Badami	KULAGERI	Hobli	Pearl Millet (Bajra/Bulrush Millet/Spiked Millet)	IRR		10	2340.74				
25	Bagalkot	Badami	KULAGERI	Hobli	Pigeon pea (red gram/arhar/tur)	IRR				Taluk Level	9	1047.31	
26	Bagalkot	Badami	BADAMI	Hobli	Pigeon pea (red gram/arhar/tur)	RF		10	553.38				
27	Bagalkot	Badami	KERURA	Hobli	Pigeon pea (red gram/arhar/tur)	RF		10	406.41				

(Signature)

Government of Karnataka
Directorate of Economics and Statistics
Hobli Level Average Yield data for Kharif season 2018-19

S.N	District	Taluk	Insurance Unit (hobli/ GP)	GP/HOBLI	Crop	IRR_R F	Area_Sown_Ha	No_CCE_C onducted	Average Yield(Kg/Ha)	Name_Of_Higher_Level	No_cce Conducted_Higher	Higher average Yield(Kg/Ha)	Neighbouring Yield
28	Bagalkot	Badami	KULAGERI	Hobli	Pigeon pea (red gram/arhar/tur)	RF		10	1004.26				
29	Bagalkot	Badami	KERURA	Hobli	Red Chillies	RF				Taluk Level	9	1243.46	
30	Bagalkot	Badami	BADAMI	Hobli	Sesame (Gingelly/Til)/Sesamum	RF		10	555.22				
31	Bagalkot	Badami	KULAGERI	Hobli	Sesame (Gingelly/Til)/Sesamum	RF		10	922.13				
32	Bagalkot	Badami	BADAMI	Hobli	Sorghum (Jowar/Great Millet)	IRR				Taluk Level	19	3569.38	
33	Bagalkot	Badami	KERURA	Hobli	Sorghum (Jowar/Great Millet)	IRR				Taluk Level	19	3569.38	
34	Bagalkot	Badami	KULAGERI	Hobli	Sorghum (Jowar/Great Millet)	IRR		10	3951.44				
35	Bagalkot	Badami	BADAMI	Hobli	Sorghum (Jowar/Great Millet)	RF		10	806.40				
36	Bagalkot	Badami	KERURA	Hobli	Sorghum (Jowar/Great Millet)	RF				Taluk Level	22	1553.06	
37	Bagalkot	Badami	KULAGERI	Hobli	Sorghum (Jowar/Great Millet)	RF		10	2404.64				
38	Bagalkot	Badami	BADAMI(H)	Hobli	Sugarcane(Irrigated)	IRR			42632.00				
39	Bagalkot	Badami	KERURA(H)	Hobli	Sugarcane(Irrigated)	IRR			21684.00				
40	Bagalkot	Badami	KULAGERI(H)	Hobli	Sugarcane(Irrigated)	IRR			60828.00				
41	Bagalkot	Badami	BADAMI	Hobli	SUNFLOWER	IRR		10	1334.81				
42	Bagalkot	Badami	KERURA	Hobli	SUNFLOWER	IRR		10	1701.76				

Government of Karnataka
Directorate of Economics and Statistics
Hobli Level Average Yield data for Kharif season 2018-19

S.N	District	Taluk	Insurance Unit (hobli/ GP)	GP/HOBLI	Crop	IRR_R F	Area_Sown_Ha	No_CCE_C onducted	Average Yield(Kg/Ha)	Name_Of_Higher_Level	No_cce Conducted_Higher	Higher average Yield(Kg/Ha)	Neighbouring Yield
43	Bagalkot	Badami	KULAGERI	Hobli	SUNFLOWER	IRR		10	1984.61				
44	Bagalkot	Badami	BADAMI	Hobli	SUNFLOWER	RF		10	470.77				
45	Bagalkot	Badami	KERURA	Hobli	SUNFLOWER	RF				Taluk Level	29	745.79	
46	Bagalkot	Badami	KULAGERI	Hobli	SUNFLOWER	RF		10	1180.46				
47	Bagalkot	Bagalkot	BAGALAKOTA	Hobli	GROUNDNUT	RF				Taluk Level	12	840.18	
48	Bagalkot	Bagalkot	KALADAGI	Hobli	GROUNDNUT	RF				Taluk Level	12	840.18	
49	Bagalkot	Bagalkot	SEETIMANI	Hobli	GROUNDNUT	RF				Taluk Level	12	840.18	
50	Bagalkot	Bagalkot	SEETIMANI	Hobli	Horse Gram (kulthi/kultha)	RF				District Level	37	728.04	
51	Bagalkot	Bagalkot	BAGALAKOTA	Hobli	Onion	IRR		10	13128.00				
52	Bagalkot	Bagalkot	KALADAGI	Hobli	Onion	IRR		10	15940.00				
53	Bagalkot	Bagalkot	SEETIMANI	Hobli	Onion	IRR		10	13370.00				
54	Bagalkot	Bagalkot	BAGALAKOTA	Hobli	Onion	RF		10	5731.80				
55	Bagalkot	Bagalkot	KALADAGI	Hobli	Onion	RF		10	6248.00				
56	Bagalkot	Bagalkot	BAGALAKOTA	Hobli	Pearl Millet (Bajra/Bulrush Millet/Spiked Millet)	IRR		10	2026.56				

88/1

**Government of Karnataka
Directorate of Economics and Statistics**

Hobli Level Average Yield data for Kharif season 2018-19

S.N	District	Taluk	Insurance Unit (hobli/ GP)	GP/HOBLI	Crop	IRR_R F	Area_Sown_Ha	No_CCE_C onducted	Average Yield(Kg/Ha)	Name_Of_Higher_Level	No_cce Conducted_Higher	Higher average Yield(Kg/Ha)	Neighbouring Yield
57	Bagalkot	Bagalkot	KALADAGI	Hobli	Pearl Millet (Bajra/Bulrush Millet/Spiked Millet)	IRR		10	2088.46				
58	Bagalkot	Bagalkot	SEETIMANI	Hobli	Pearl Millet (Bajra/Bulrush Millet/Spiked Millet)	IRR		10	2093.64				
59	Bagalkot	Bagalkot	BAGALAKOTA	Hobli	Pearl Millet (Bajra/Bulrush Millet/Spiked Millet)	RF		10	1007.24				
60	Bagalkot	Bagalkot	KALADAGI	Hobli	Pearl Millet (Bajra/Bulrush Millet/Spiked Millet)	RF		10	1191.86				
61	Bagalkot	Bagalkot	SEETIMANI	Hobli	Pearl Millet (Bajra/Bulrush Millet/Spiked Millet)	RF		10	1302.26				
62	Bagalkot	Bagalkot	BAGALAKOTA	Hobli	Pigeon pea (red gram/arhar/tur)	RF		10	279.26				
63	Bagalkot	Bagalkot	KALADAGI	Hobli	Pigeon pea (red gram/arhar/tur)	RF		10	210.32				
64	Bagalkot	Bagalkot	SEETIMANI	Hobli	Pigeon pea (red gram/arhar/tur)	RF		10	406.60				
65	Bagalkot	Bagalkot	KALADAGI	Hobli	Red Chillies	IRR				Taluk Level	4	853.98	
66	Bagalkot	Bagalkot	SEETIMANI	Hobli	Red Chillies	IRR				Taluk Level	4	853.98	
67	Bagalkot	Bagalkot	BAGALAKOTA	Hobli	SUNFLOWER	IRR				Taluk Level	29	1807.00	
68	Bagalkot	Bagalkot	KALADAGI	Hobli	SUNFLOWER	IRR		10	2310.94				
69	Bagalkot	Bagalkot	SEETIMANI	Hobli	SUNFLOWER	IRR		10	1580.90				
70	Bagalkot	Bagalkot	BAGALAKOTA	Hobli	SUNFLOWER	RF		10	874.63				

(Signature)

**Government of Karnataka
Directorate of Economics and Statistics**

Hobli Level Average Yield data for Kharif season 2018-19

S.N	District	Taluk	Insurance Unit (hobli/ GP)	GP/HOBLI	Crop	IRR_R F	Area_Sown_Ha	No_CCE_C onducted	Average Yield(Kg/Ha)	Name_Of_Higher_Level	No_cce Conducted_Higher	Higher average Yield(Kg/Ha)	Neighbouring Yield
71	Bagalkot	Bagalkot	KALADAGI	Hobli	SUNFLOWER	RF		10	1070.98				
72	Bagalkot	Bagalkot	SEETIMANI	Hobli	SUNFLOWER	RF				Taluk Level	28	853.39	
73	Bagalkot	Bilagi	ANAGAVADI	Hobli	Green Gram (Moong Bean/ Moong)	RF				Taluk Level	19	408.29	
74	Bagalkot	Bilagi	BEELAGI	Hobli	Green Gram (Moong Bean/ Moong)	RF		10	515.41				
75	Bagalkot	Bilagi	ANAGAVADI	Hobli	GROUNDNUT	IRR				District Level	48	1340.69	
76	Bagalkot	Bilagi	BEELAGI	Hobli	GROUNDNUT	IRR				District Level	48	1340.69	
77	Bagalkot	Bilagi	ANAGAVADI	Hobli	Onion	IRR		10	15346.00				
78	Bagalkot	Bilagi	BEELAGI	Hobli	Onion	IRR		10	16724.00				
79	Bagalkot	Bilagi	ANAGAVADI	Hobli	Pearl Millet (Bajra/Bulrush Millet/Spiked Millet)	IRR		10	2797.72				
80	Bagalkot	Bilagi	BEELAGI	Hobli	Pearl Millet (Bajra/Bulrush Millet/Spiked Millet)	IRR		10	3148.21				
81	Bagalkot	Bilagi	ANAGAVADI	Hobli	Pearl Millet (Bajra/Bulrush Millet/Spiked Millet)	RF		10	1806.99				
82	Bagalkot	Bilagi	BEELAGI	Hobli	Pearl Millet (Bajra/Bulrush Millet/Spiked Millet)	RF		10	1669.72				
83	Bagalkot	Bilagi	ANAGAVADI	Hobli	Red Chillies	IRR		10	546.68				
84	Bagalkot	Bilagi	ANAGAVADI	Hobli	Sorghum (Jowar/Great Millet)	IRR				District Level	40	3081.93	
85	Bagalkot	Bilagi	ANAGAVADI(H)	Hobli	Sugarcane(Irrigated)	IRR			98290.00				

(Signature)

**Government of Karnataka
Directorate of Economics and Statistics**

Hobli Level Average Yield data for Kharif season 2018-19

S.N	District	Taluk	Insurance Unit (hobli/ GP)	GP/HOBLI	Crop	IRR_R F	Area Sown Ha	No_CCE_C onducted	Average Yield(Kg/Ha)	Name_Of_Higher_Level	No_cce Conducted_Higher	Higher average Yield(Kg/Ha)	Neighbouring Yield
86	Bagalkot	Bilagi	BEELAGI(H)	Hobli	Sugarcane(Irrigated)	IRR			113327.44				
87	Bagalkot	Bilagi	ANAGAVADI	Hobli	SUNFLOWER	IRR		10	2155.32				
88	Bagalkot	Bilagi	BEELAGI	Hobli	SUNFLOWER	IRR		10	1608.68				
89	Bagalkot	Bilagi	ANAGAVADI	Hobli	SUNFLOWER	RF				Taluk Level	18	935.74	
90	Bagalkot	Bilagi	BEELAGI	Hobli	SUNFLOWER	RF		10	778.60				
91	Bagalkot	Guledagudda	GULEDAGUDDA	Hobli	Green Gram (Moong Bean/ Moong)	RF		10	195.14				
92	Bagalkot	Guledagudda	GULEDAGUDDA	Hobli	GROUNDNUT	RF		10	594.24				
93	Bagalkot	Guledagudda	GULEDAGUDDA	Hobli	Horse Gram (kulthi/kultha)	RF				Taluk Level	9	799.85	
94	Bagalkot	Guledagudda	GULEDAGUDDA	Hobli	Maize (Makka)	RF		10	2304.89				
95	Bagalkot	Guledagudda	GULEDAGUDDA	Hobli	Onion	IRR		10	14900.00				
96	Bagalkot	Guledagudda	GULEDAGUDDA	Hobli	Onion	RF		10	6710.00				
97	Bagalkot	Guledagudda	GULEDAGUDDA	Hobli	Pearl Millet (Bajra/Bulrush Millet/Spiked Millet)	IRR				Taluk Level	9	3105.13	
98	Bagalkot	Guledagudda	GULEDAGUDDA	Hobli	Pigeon pea (red gram/arhar/tur)	RF				Taluk Level	4	437.69	
99	Bagalkot	Guledagudda	GULEDAGUDDA	Hobli	Sorghum (Jowar/Great Millet)	IRR				Taluk Level	9	2179.40	
100	Bagalkot	Guledagudda	GULEDAGUDDA	Hobli	Sorghum (Jowar/Great Millet)	RF		10	2887.03				

Government of Karnataka
Directorate of Economics and Statistics
Hobli Level Average Yield data for Kharif season 2018-19

S.N	District	Taluk	Insurance Unit (hobli/ GP)	GP/HOBLI	Crop	IRR_R F	Area Sown Ha	No_CCE_C onducted	Average Yield(Kg/Ha)	Name_Of_Higher_Level	No_cce Conducted_Higher	Higher average Yield(Kg/Ha)	Neighbouring Yield
101	Bagalkot	Guledagudda	GULEDAGUDDA(H)	Hobli	Sugarcane(Irrigated)	IRR						169433.33	
102	Bagalkot	Guledagudda	GULEDAGUDDA	Hobli	SUNFLOWER	IRR		10	1256.10				
103	Bagalkot	Guledagudda	GULEDAGUDDA	Hobli	SUNFLOWER	RF		10	1082.14				
104	Bagalkot	Hungund	AMEENAGADA	Hobli	GROUNDNUT	RF				Taluk Level	12	611.25	
105	Bagalkot	Hungund	HUNAGUNDA	Hobli	GROUNDNUT	RF				Taluk Level	12	611.25	
106	Bagalkot	Hungund	KARADI	Hobli	GROUNDNUT	RF				Taluk Level	12	611.25	
107	Bagalkot	Hungund	AMEENAGADA	Hobli	Maize (Makka)	IRR				Taluk Level	25	3571.07	
108	Bagalkot	Hungund	HUNAGUNDA	Hobli	Maize (Makka)	IRR				Taluk Level	25	3571.07	
109	Bagalkot	Hungund	KARADI	Hobli	Maize (Makka)	IRR				Taluk Level	25	3571.07	
110	Bagalkot	Hungund	AMEENAGADA	Hobli	Maize (Makka)	RF		10	2858.27				
111	Bagalkot	Hungund	HUNAGUNDA	Hobli	Maize (Makka)	RF				Taluk Level	12	2718.25	
112	Bagalkot	Hungund	KARADI	Hobli	Maize (Makka)	RF				Taluk Level	12	2718.25	
113	Bagalkot	Hungund	AMEENAGADA	Hobli	Onion	IRR		10	17859.95				
114	Bagalkot	Hungund	HUNAGUNDA	Hobli	Onion	IRR		10	22580.00				

②

**Government of Karnataka
Directorate of Economics and Statistics**

Hobli Level Average Yield data for Kharif season 2018-19

S.N	District	Taluk	Insurance Unit (hobli/ GP)	GP/HOBLI	Crop	IRR_R F	Area Sown Ha	No_CCE_C onducted	Average Yield(Kg/Ha)	Name_Of_Higher_Level	No_cce Conducted_Higher	Higher average Yield(Kg/Ha)	Neighbouring Yield
115	Bagalkot	Hungund	KARADI	Hobli	Onion	IRR		10	13190.22				
116	Bagalkot	Hungund	AMEENAGADA	Hobli	Onion	RF		10	8510.19				
117	Bagalkot	Hungund	HUNAGUNDA	Hobli	Onion	RF		10	13425.00				
118	Bagalkot	Hungund	KARADI	Hobli	Onion	RF		10	14104.00				
119	Bagalkot	Hungund	AMEENAGADA	Hobli	Pearl Millet (Bajra/Bulrush Millet/Spiked Millet)	IRR		10	1926.14				
120	Bagalkot	Hungund	HUNAGUNDA	Hobli	Pearl Millet (Bajra/Bulrush Millet/Spiked Millet)	IRR		10	1674.13				
121	Bagalkot	Hungund	AMEENAGADA	Hobli	Pearl Millet (Bajra/Bulrush Millet/Spiked Millet)	RF		10	1151.01				
122	Bagalkot	Hungund	HUNAGUNDA	Hobli	Pearl Millet (Bajra/Bulrush Millet/Spiked Millet)	RF		10	1040.66				
123	Bagalkot	Hungund	KARADI	Hobli	Pearl Millet (Bajra/Bulrush Millet/Spiked Millet)	RF				Taluk Level	29	1242.54	
124	Bagalkot	Hungund	AMEENAGADA	Hobli	Pigeon pea (red gram/arhar/tur)	RF				Taluk Level	26	347.61	
125	Bagalkot	Hungund	HUNAGUNDA	Hobli	Pigeon pea (red gram/arhar/tur)	RF		10	286.05				
126	Bagalkot	Hungund	KARADI	Hobli	Pigeon pea (red gram/arhar/tur)	RF		10	392.44				
127	Bagalkot	Hungund	AMEENAGADA	Hobli	Sesame (Gingelly/Til)/Sesamum	RF				Taluk Level	6	497.39	
128	Bagalkot	Hungund	AMEENAGADA	Hobli	Sorghum (Jowar/Great Millet)	IRR				Taluk Level	8	3365.76	

97

**Government of Karnataka
Directorate of Economics and Statistics**

Hobli Level Average Yield data for Kharif season 2018-19

S.N	District	Taluk	Insurance Unit (hobli/ GP)	GP/HOBLI	Crop	IRR_R F	Area_Sown_Ha	No_CCE_C onducted	Average Yield(Kg/Ha)	Name_Of_Higher_Level	No_cce Conducted_Higher	Higher average Yield(Kg/Ha)	Neighbouring Yield
129	Bagalkot	Hungund	HUNAGUNDA	Hobli	Sorghum (Jowar/Great Millet)	IRR				Taluk Level	8	3365.76	
130	Bagalkot	Hungund	KARADI	Hobli	Sorghum (Jowar/Great Millet)	IRR				Taluk Level	8	3365.76	
131	Bagalkot	Hungund	AMEENAGADA	Hobli	Sorghum (Jowar/Great Millet)	RF				Taluk Level	2	1343.85	
132	Bagalkot	Hungund	AMEENAGADA(H)	Hobli	Sugarcane(Irrigated)	IRR						96871.43	
133	Bagalkot	Hungund	AMEENAGADA	Hobli	SUNFLOWER	IRR		10	1496.70				
134	Bagalkot	Hungund	HUNAGUNDA	Hobli	SUNFLOWER	IRR		10	1621.61				
135	Bagalkot	Hungund	KARADI	Hobli	SUNFLOWER	IRR		10	1227.35				
136	Bagalkot	Illkal	ILAKALLA	Hobli	GROUNDNUT	RF				Taluk Level	4	874.25	
137	Bagalkot	Illkal	ILAKALLA	Hobli	Maize (Makka)	IRR				Taluk Level	6	3170.25	
138	Bagalkot	Illkal	ILAKALLA	Hobli	Onion	IRR		10	17220.00				
139	Bagalkot	Illkal	ILAKALLA	Hobli	Onion	RF		10	12236.67				
140	Bagalkot	Illkal	ILAKALLA	Hobli	Pearl Millet (Bajra/Bulrush Millet/Spiked Millet)	RF		10	1101.94				
141	Bagalkot	Illkal	ILAKALLA	Hobli	Pigeon pea (red gram/arhar/tur)	RF		10	428.84				
142	Bagalkot	Illkal	ILAKALLA	Hobli	Sesame (Gingelly/Til)/Sesamum	RF				Taluk Level	9	757.85	
143	Bagalkot	Illkal	ILAKALLA	Hobli	Sorghum (Jowar/Great Millet)	IRR				Taluk Level	4	2229.58	
144	Bagalkot	Illkal	ILAKALLA	Hobli	SUNFLOWER	IRR				Taluk Level	8	1711.64	

92/1

**Government of Karnataka
Directorate of Economics and Statistics**

Hobli Level Average Yield data for Kharif season 2018-19

S.N	District	Taluk	Insurance Unit (hobli/ GP)	GP/HOBLI	Crop	IRR_R F	Area Sown Ha	No_CCE_C onducted	Average Yield(Kg/Ha)	Name_Of Higher_Level	No_cce Conducted_Higher	Higher average Yield(Kg/Ha)	Neighbouring Yield
145	Bagalkot	Jamakhandi	SAVALAGI	Hobli	Black Gram (urd bean)	RF				Taluk Level	8	534.87	
146	Bagalkot	Jamakhandi	JAMAKHANDI	Hobli	Green Gram (Moong Bean/ Moong)	RF				Taluk Level	18	331.14	
147	Bagalkot	Jamakhandi	SAVALAGI	Hobli	Green Gram (Moong Bean/ Moong)	RF		10	446.95				
148	Bagalkot	Jamakhandi	SAVALAGI	Hobli	GROUNDNUT	IRR		10	1261.51				
149	Bagalkot	Jamakhandi	TERADALA	Hobli	GROUNDNUT	IRR		10	1173.13				
150	Bagalkot	Jamakhandi	JAMAKHANDI	Hobli	GROUNDNUT	RF		10	2181.71				
151	Bagalkot	Jamakhandi	SAVALAGI	Hobli	GROUNDNUT	RF		10	984.78				
152	Bagalkot	Jamakhandi	TERADALA	Hobli	GROUNDNUT	RF		10	674.17				
153	Bagalkot	Jamakhandi	SAVALAGI	Hobli	Horse Gram (kulthi/kultha)	RF				District Level	37	728.04	
154	Bagalkot	Jamakhandi	SAVALAGI	Hobli	Maize (Makka)	RF				Taluk Level	8	1586.47	
155	Bagalkot	Jamakhandi	JAMAKHANDI	Hobli	Onion	IRR		10	10954.00				
156	Bagalkot	Jamakhandi	SAVALAGI	Hobli	Onion	IRR		10	17209.00				
157	Bagalkot	Jamakhandi	TERADALA	Hobli	Onion	IRR		10	14661.33				
158	Bagalkot	Jamakhandi	JAMAKHANDI	Hobli	Pearl Millet (Bajra/Bulrush Millet/Spiked Millet)	RF				Taluk Level	10	1051.92	
159	Bagalkot	Jamakhandi	SAVALAGI	Hobli	Pearl Millet (Bajra/Bulrush Millet/Spiked Millet)	RF		10	1051.92				
160	Bagalkot	Jamakhandi	SAVALAGI	Hobli	Pigeon pea (red gram/arhar/tur)	RF		10	515.18				

**Government of Karnataka
Directorate of Economics and Statistics**

Hobli Level Average Yield data for Kharif season 2018-19

S.N	District	Taluk	Insurance Unit (hobli/ GP)	GP/HOBLI	Crop	IRR_R F	Area_Sown_Ha	No_CCE_C onducted	Average Yield(Kg/Ha)	Name_Of_Higher_Level	No_cce Conducted_Higher	Higher average Yield(Kg/Ha)	Neighbouring Yield
161	Bagalkot	Jamakhandi	JAMAKHANDI	Hobli	Soybean (bhat)	IRR		10	1474.55				
162	Bagalkot	Jamakhandi	SAVALAGI	Hobli	Soybean (bhat)	IRR				Taluk Level	20	1558.30	
163	Bagalkot	Jamakhandi	TERADALA	Hobli	Soybean (bhat)	IRR		10	1642.06				
164	Bagalkot	Jamakhandi	TERADALA	Hobli	Soybean (bhat)	RF		10	1144.92				
165	Bagalkot	Jamakhandi	JAMAKHANDI(H)	Hobli	Sugarcane(Irrigated)	IRR			95766.40				
166	Bagalkot	Jamakhandi	SAVALAGI(H)	Hobli	Sugarcane(Irrigated)	IRR			51731.88				
167	Bagalkot	Jamakhandi	TERADALA(H)	Hobli	Sugarcane(Irrigated)	IRR			45039.24				
168	Bagalkot	Jamakhandi	JAMAKHANDI	Hobli	SUNFLOWER	IRR		10	1875.85				
169	Bagalkot	Jamakhandi	SAVALAGI	Hobli	SUNFLOWER	IRR		10	940.19				
170	Bagalkot	Jamakhandi	TERADALA	Hobli	SUNFLOWER	IRR				Taluk Level	22	1326.58	
171	Bagalkot	Jamakhandi	JAMAKHANDI	Hobli	SUNFLOWER	RF				Taluk Level	7	917.40	
172	Bagalkot	Jamakhandi	SAVALAGI	Hobli	SUNFLOWER	RF				Taluk Level	7	917.40	
173	Bagalkot	Jamakhandi	JAMAKHANDI	Hobli	Turmeric	NS		10	25578.00				
174	Bagalkot	Jamakhandi	SAVALAGI	Hobli	Turmeric	NS		10	27816.00				
175	Bagalkot	Jamakhandi	TERADALA	Hobli	Turmeric	NS		10	29640.00				
176	Bagalkot	Mudhol	LOKAPURA	Hobli	Green Gram (Moong Bean/ Moong)	RF				Taluk Level	18	344.03	

**Government of Karnataka
Directorate of Economics and Statistics**

Hobli Level Average Yield data for Kharif season 2018-19

S.N	District	Taluk	Insurance Unit (hobli/ GP)	GP/HOBLI	Crop	IRR_R F	Area Sown Ha	No_CCE_C onducted	Average Yield(Kg/Ha)	Name_Of Higher_Level	No_cce Conducted Higher	Higher average Yield(Kg/Ha)	Neighbouring Yield
177	Bagalkot	Mudhol	MUDHOLA	Hobli	Green Gram (Moong Bean/ Moong)	RF		10	347.11				
178	Bagalkot	Mudhol	LOKAPURA	Hobli	GROUNDNUT	RF		10	485.55				
179	Bagalkot	Mudhol	LOKAPURA	Hobli	Onion	IRR		10	16275.20				
180	Bagalkot	Mudhol	MUDHOLA	Hobli	Onion	IRR		10	8738.29				
181	Bagalkot	Mudhol	LOKAPURA	Hobli	Onion	RF		10	6864.71				
182	Bagalkot	Mudhol	LOKAPURA	Hobli	Pearl Millet (Bajra/Bulrush Millet/Spiked Millet)	IRR		10	1712.95				
183	Bagalkot	Mudhol	LOKAPURA	Hobli	Pearl Millet (Bajra/Bulrush Millet/Spiked Millet)	RF				Taluk Level	16	820.32	
184	Bagalkot	Mudhol	MUDHOLA	Hobli	Pearl Millet (Bajra/Bulrush Millet/Spiked Millet)	RF				Taluk Level	16	820.32	
185	Bagalkot	Mudhol	LOKAPURA	Hobli	Pigeon pea (red gram/arhar/tur)	RF		10	340.87				
186	Bagalkot	Mudhol	LOKAPURA	Hobli	Soybean (bhat)	IRR				Taluk Level	16	1046.68	
187	Bagalkot	Mudhol	MUDHOLA	Hobli	Soybean (bhat)	IRR				Taluk Level	16	1046.68	
188	Bagalkot	Mudhol	LOKAPURA(H)	Hobli	Sugarcane(Irrigated)	IRR			94080.00				
189	Bagalkot	Mudhol	MUDHOLA(H)	Hobli	Sugarcane(Irrigated)	IRR			123444.00				
190	Bagalkot	Mudhol	LOKAPURA	Hobli	SUNFLOWER	IRR				Taluk Level	11	1269.28	
191	Bagalkot	Mudhol	MUDHOLA	Hobli	SUNFLOWER	IRR				Taluk Level	11	1269.28	
192	Bagalkot	Mudhol	LOKAPURA	Hobli	SUNFLOWER	RF				Taluk Level	9	696.48	

90

Government of Karnataka
Directorate of Economics and Statistics
Hobli Level Average Yield data for Kharif season 2018-19

S.N	District	Taluk	Insurance Unit (hobli/ GP)	GP/HOBLI	Crop	IRR_R F	Area_Sown_Ha	No_CCE_C onducted	Average Yield(Kg/Ha)	Name_Of Higher_Level	No_cce Conducted_Higher	Higher average Yield(Kg/Ha)	Neighbouring Yield
1	Ballari	Ballari	BALLARI	Hobli	COTTON	IRR		10	561.55				
2	Ballari	Ballari	KOLURU	Hobli	COTTON	IRR		10	928.74				
3	Ballari	Ballari	MOKA	Hobli	COTTON	IRR		10	895.45				
4	Ballari	Ballari	RUPANAGUDI	Hobli	COTTON	IRR				Taluk Level	38	815.52	
5	Ballari	Ballari	BALLARI	Hobli	COTTON	RF				Taluk Level	10	215.51	
6	Ballari	Ballari	MOKA	Hobli	COTTON	RF				Taluk Level	10	215.51	
7	Ballari	Ballari	RUPANAGUDI	Hobli	COTTON	RF		10	215.51				
8	Ballari	Ballari	BALLARI	Hobli	GROUNDNUT	RF				Taluk Level	10	353.18	
9	Ballari	Ballari	MOKA	Hobli	GROUNDNUT	RF				Taluk Level	10	353.18	
10	Ballari	Ballari	RUPANAGUDI	Hobli	GROUNDNUT	RF		10	353.18				
11	Ballari	Ballari	BALLARI	Hobli	Horse Gram (kulthi/kultha)	RF				District Level	24	1057.18	
12	Ballari	Ballari	BALLARI	Hobli	Maize (Makka)	IRR				Taluk Level	24	6752.70	
13	Ballari	Ballari	KOLURU	Hobli	Maize (Makka)	IRR				Taluk Level	24	6752.70	
14	Ballari	Ballari	MOKA	Hobli	Maize (Makka)	IRR		10	8688.73				
15	Ballari	Ballari	RUPANAGUDI	Hobli	Maize (Makka)	IRR		10	4880.25				
16	Ballari	Ballari	BALLARI	Hobli	Navane	RF				Taluk Level	2	262.82	

Government of Karnataka

Directorate of Economics and Statistics

Hobli Level Average Yield data for Kharif season 2018-19

S.N	District	Taluk	Insurance Unit (hobli/ GP)	GP/HOBLI	Crop	IRR_R F	Area_Sown_Ha	No_CCE_C onducted	Average Yield(Kg/Ha)	Name_Of_Higher_Le vel	No_cce Conducted_Higher	Higher average Yield(Kg/Ha)	Neighbouring Yield
17	Ballari	Ballari	KOLURU	Hobli	Navane	RF				Taluk Level	2	262.82	
18	Ballari	Ballari	MOKA	Hobli	Navane	RF				Taluk Level	2	262.82	
19	Ballari	Ballari	RUPANAGUDI	Hobli	Navane	RF				Taluk Level	2	262.82	
20	Ballari	Ballari	BALLARI	Hobli	Pearl Millet (Bajra/Bulrush Millet/Spiked Millet)	IRR				District Level	14	1570.39	
21	Ballari	Ballari	KOLURU	Hobli	Pearl Millet (Bajra/Bulrush Millet/Spiked Millet)	IRR				District Level	14	1570.39	
22	Ballari	Ballari	MOKA	Hobli	Pearl Millet (Bajra/Bulrush Millet/Spiked Millet)	IRR				District Level	14	1570.39	
23	Ballari	Ballari	RUPANAGUDI	Hobli	Pearl Millet (Bajra/Bulrush Millet/Spiked Millet)	IRR				District Level	14	1570.39	
24	Ballari	Ballari	BALLARI	Hobli	Pearl Millet (Bajra/Bulrush Millet/Spiked Millet)	RF				Taluk Level	2	1067.70	
25	Ballari	Ballari	KOLURU	Hobli	Pearl Millet (Bajra/Bulrush Millet/Spiked Millet)	RF				Taluk Level	2	1067.70	
26	Ballari	Ballari	RUPANAGUDI	Hobli	Pearl Millet (Bajra/Bulrush Millet/Spiked Millet)	RF				Taluk Level	2	1067.70	
27	Ballari	Ballari	KOLURU	Hobli	Pigeon pea (red gram/arhar/tur)	IRR		10	1085.89				
28	Ballari	Ballari	MOKA	Hobli	Pigeon pea (red gram/arhar/tur)	IRR		10	1063.17				
29	Ballari	Ballari	RUPANAGUDI	Hobli	Pigeon pea (red gram/arhar/tur)	IRR				Taluk Level	26	967.73	
30	Ballari	Ballari	BALLARI	Hobli	Pigeon pea (red gram/arhar/tur)	RF				Taluk Level	9	401.71	
31	Ballari	Ballari	KOLURU	Hobli	Pigeon pea (red gram/arhar/tur)	RF				Taluk Level	9	401.71	
32	Ballari	Ballari	MOKA	Hobli	Pigeon pea (red gram/arhar/tur)	RF				Taluk Level	9	401.71	

**Government of Karnataka
Directorate of Economics and Statistics**

Hobli Level Average Yield data for Kharif season 2018-19

S.N	District	Taluk	Insurance Unit (hobli/ GP)	GP/HOBLI	Crop	IRR_R F	Area Sown_Ha	No_CCE_C onducted	Average Yield(Kg/Ha)	Name_Of_Higher_Level	No_cce Conducted_Higher	Higher average Yield(Kg/Ha)	Neighbouring Yield
33	Ballari	Ballari	RUPANAGUDI	Hobli	Pigeon pea (red gram/arhar/tur)	RF				Taluk Level	9	401.71	
34	Ballari	Ballari	BALLARI	Hobli	Red Chillies	IRR		10	2607.86				
35	Ballari	Ballari	KOLURU	Hobli	Red Chillies	IRR		10	3107.39				
36	Ballari	Ballari	MOKA	Hobli	Red Chillies	IRR		10	3406.23				
37	Ballari	Ballari	RUPANAGUDI	Hobli	Red Chillies	IRR		10	3132.92				
38	Ballari	Ballari	KOLURU	Hobli	Sorghum (Jowar/Great Millet)	IRR				District Level	170	2916.02	
39	Ballari	Ballari	MOKA	Hobli	Sorghum (Jowar/Great Millet)	IRR				District Level	170	2916.02	
40	Ballari	Ballari	RUPANAGUDI	Hobli	Sorghum (Jowar/Great Millet)	IRR				District Level	170	2916.02	
41	Ballari	Ballari	BALLARI	Hobli	Sorghum (Jowar/Great Millet)	RF				District Level	209	1766.08	
42	Ballari	Ballari	MOKA	Hobli	Sorghum (Jowar/Great Millet)	RF				District Level	209	1766.08	
43	Ballari	Ballari	BALLARI	Hobli	SUNFLOWER	IRR				District Level	74	1426.42	
44	Ballari	Ballari	MOKA	Hobli	SUNFLOWER	IRR				District Level	74	1426.42	
45	Ballari	Ballari	RUPANAGUDI	Hobli	SUNFLOWER	IRR				District Level	74	1426.42	
46	Ballari	Ballari	BALLARI	Hobli	SUNFLOWER	RF				District Level	134	858.74	
47	Ballari	Ballari	MOKA	Hobli	SUNFLOWER	RF				District Level	134	858.74	
48	Ballari	Ballari	RUPANAGUDI	Hobli	SUNFLOWER	RF				District Level	134	858.74	

Government of Karnataka
Directorate of Economics and Statistics
Hobli Level Average Yield data for Kharif season 2018-19

S.N	District	Taluk	Insurance Unit (hobli/ GP)	GP/HOBLI	Crop	IRR_R F	Area_Sown_Ha	No_CCE_C onducted	Average Yield(Kg/Ha)	Name_Of_Higher_Level	No_cce Conducted_Higher	Higher average Yield(Kg/Ha)	Neighbouring Yield
49	Ballari	hadagli	HADAGALI	Hobli	COTTON	IRR		10	371.83				
50	Ballari	hadagli	HIREHADAGALI	Hobli	COTTON	IRR				Taluk Level	16	366.69	
51	Ballari	hadagli	HADAGALI	Hobli	COTTON	RF				Taluk Level	11	297.81	
52	Ballari	hadagli	HIREHADAGALI	Hobli	COTTON	RF				Taluk Level	11	297.81	
53	Ballari	hadagli	ITTIGI	Hobli	COTTON	RF				Taluk Level	11	297.81	
54	Ballari	hadagli	HADAGALI	Hobli	Green Gram (Moong Bean/ Moong)	RF				Taluk Level	10	177.06	
55	Ballari	hadagli	HIREHADAGALI	Hobli	Green Gram (Moong Bean/ Moong)	RF				Taluk Level	10	177.06	
56	Ballari	hadagli	ITTIGI	Hobli	Green Gram (Moong Bean/ Moong)	RF		10	177.06				
57	Ballari	hadagli	HADAGALI	Hobli	GROUNDNUT	IRR				Taluk Level	18	1466.08	
58	Ballari	hadagli	ITTIGI	Hobli	GROUNDNUT	IRR		10	1770.62				
59	Ballari	hadagli	HADAGALI	Hobli	GROUNDNUT	RF				Taluk Level	27	1120.48	
60	Ballari	hadagli	HIREHADAGALI	Hobli	GROUNDNUT	RF		10	1358.79				
61	Ballari	hadagli	ITTIGI	Hobli	GROUNDNUT	RF		10	808.04				
62	Ballari	hadagli	HADAGALI	Hobli	Horse Gram (kulthi/kultha)	RF				District Level	24	1057.18	
63	Ballari	hadagli	HIREHADAGALI	Hobli	Horse Gram (kulthi/kultha)	RF				District Level	24	1057.18	

22

**Government of Karnataka
Directorate of Economics and Statistics**

Hobli Level Average Yield data for Kharif season 2018-19

S.N	District	Taluk	Insurance Unit (hobli/ GP)	GP/HOBLI	Crop	IRR_R F	Area Sown_Ha	No_CCE_C onducted	Average Yield(Kg/Ha)	Name_Of Higher_Level	No_cce Conducted_Higher	Higher average Yield(Kg/Ha)	Neighbouring Yield
64	Ballari	hadagli	ITTIGI	Hobli	Horse Gram (kulthi/kultha)	RF				District Level	24	1057.18	
65	Ballari	hadagli	HADAGALI	Hobli	Navane	RF				Taluk Level	2	330.05	
66	Ballari	hadagli	HIREHADAGALI	Hobli	Navane	RF				Taluk Level	2	330.05	
67	Ballari	hadagli	ITTIGI	Hobli	Navane	RF				Taluk Level	2	330.05	
68	Ballari	hadagli	HADAGALI	Hobli	Onion	IRR				Taluk Level	26	10802.68	
69	Ballari	hadagli	HIREHADAGALI	Hobli	Onion	IRR				Taluk Level	26	10802.68	
70	Ballari	hadagli	ITTIGI	Hobli	Onion	IRR		10	13328.53				
71	Ballari	hadagli	HADAGALI	Hobli	Onion	RF		10	4758.89				
72	Ballari	hadagli	HIREHADAGALI	Hobli	Onion	RF				Taluk Level	28	5342.60	
73	Ballari	hadagli	ITTIGI	Hobli	Onion	RF		10	4956.40				
74	Ballari	hadagli	HADAGALI	Hobli	PADDY	IRR		10	4115.28				
75	Ballari	hadagli	HIREHADAGALI	Hobli	PADDY	IRR		10	5340.40				
76	Ballari	hadagli	HADAGALI	Hobli	Pearl Millet (Bajra/Bulrush Millet/Spiked Millet)	IRR		10	1605.35				
77	Ballari	hadagli	HADAGALI	Hobli	Pearl Millet (Bajra/Bulrush Millet/Spiked Millet)	RF		10	969.02				
78	Ballari	hadagli	HIREHADAGALI	Hobli	Pearl Millet (Bajra/Bulrush Millet/Spiked Millet)	RF		10	1335.43				

Government of Karnataka

Directorate of Economics and Statistics

Hobli Level Average Yield data for Kharif season 2018-19

S.N	District	Taluk	Insurance Unit (hobli/ GP)	GP/HOBLI	Crop	IRR_R F	Area_Sown_Ha	No_CCE_C onducted	Average Yield(Kg/Ha)	Name_Of_Higher_Le vel	No_cce Conducted_Higher	Higher average Yield(Kg/Ha)	Neighbouring Yield
79	Ballari	hadagli	ITTIGI	Hobli	Pearl Millet (Bajra/Bulrush Millet/Spiked Millet)	RF		10	918.87				
80	Ballari	hadagli	HADAGALI	Hobli	Pigeon pea (red gram/arhar/tur)	RF		10	561.96				
81	Ballari	hadagli	HIREHADAGALI	Hobli	Pigeon pea (red gram/arhar/tur)	RF		10	369.61				
82	Ballari	hadagli	ITTIGI	Hobli	Pigeon pea (red gram/arhar/tur)	RF		10	469.50				
83	Ballari	hadagli	HADAGALI	Hobli	RAGI	RF				Taluk Level	14	777.99	
84	Ballari	hadagli	HIREHADAGALI	Hobli	RAGI	RF		10	899.02				
85	Ballari	hadagli	HADAGALI	Hobli	Red Chillies	IRR		10	2152.95				
86	Ballari	hadagli	HADAGALI	Hobli	Sesame (Gingelly/Til)/Sesamum	RF				District Level	10	1400.30	
87	Ballari	hadagli	HIREHADAGALI	Hobli	Sesame (Gingelly/Til)/Sesamum	RF				District Level	10	1400.30	
88	Ballari	hadagli	HADAGALI	Hobli	Sorghum (Jowar/Great Millet)	IRR		10	2350.61				
89	Ballari	hadagli	HIREHADAGALI	Hobli	Sorghum (Jowar/Great Millet)	IRR				Taluk Level	25	2240.15	
90	Ballari	hadagli	ITTIGI	Hobli	Sorghum (Jowar/Great Millet)	IRR				Taluk Level	25	2240.15	
91	Ballari	hadagli	HADAGALI	Hobli	Sorghum (Jowar/Great Millet)	RF		10	1779.79				
92	Ballari	hadagli	HIREHADAGALI	Hobli	Sorghum (Jowar/Great Millet)	RF				Taluk Level	28	1858.18	
93	Ballari	hadagli	ITTIGI	Hobli	Sorghum (Jowar/Great Millet)	RF		10	2203.50				
94	Ballari	hadagli	HADAGALI	Hobli	SUNFLOWER	IRR				Taluk Level	18	1036.29	

91

**Government of Karnataka
Directorate of Economics and Statistics**

Hobli Level Average Yield data for Kharif season 2018-19

S.N	District	Taluk	Insurance Unit (hobli/ GP)	GP/HOBLI	Crop	IRR_R F	Area_Sown_Ha	No_CCE_C onducted	Average Yield(Kg/Ha)	Name_Of_Higher_Level	No_cce Conducted_Higher	Higher average Yield(Kg/Ha)	Neighbouring Yield
95	Ballari	hadagli	HIREHADAGALI	Hobli	SUNFLOWER	IRR				Taluk Level	18	1036.29	
96	Ballari	hadagli	ITTIGI	Hobli	SUNFLOWER	IRR		10	957.55				
97	Ballari	hadagli	HADAGALI	Hobli	SUNFLOWER	RF				Taluk Level	26	611.20	
98	Ballari	hadagli	HIREHADAGALI	Hobli	SUNFLOWER	RF				Taluk Level	26	611.20	
99	Ballari	hadagli	ITTIGI	Hobli	SUNFLOWER	RF		10	676.93				
100	Ballari	HagariBommann aHalli	HAMPASAGARA	Hobli	COTTON	IRR		10	943.75				
101	Ballari	HagariBommann aHalli	KOGALI	Hobli	COTTON	IRR				Taluk Level	24	778.54	
102	Ballari	HagariBommann aHalli	TAMBRAHALLI	Hobli	COTTON	IRR		10	467.71				
103	Ballari	HagariBommann aHalli	HAMPASAGARA	Hobli	Green Gram (Moong Bean/ Moong)	RF		10	241.02				
104	Ballari	HagariBommann aHalli	HAGARIBOMMANA HALLI	Hobli	GROUNDNUT	IRR				Taluk Level	24	1577.88	
105	Ballari	HagariBommann aHalli	HAMPASAGARA	Hobli	GROUNDNUT	IRR				Taluk Level	24	1577.88	
106	Ballari	HagariBommann aHalli	KOGALI	Hobli	GROUNDNUT	IRR				Taluk Level	24	1577.88	
107	Ballari	HagariBommann aHalli	TAMBRAHALLI	Hobli	GROUNDNUT	IRR				Taluk Level	24	1577.88	
108	Ballari	HagariBommann aHalli	HAGARIBOMMANA HALLI	Hobli	GROUNDNUT	RF		10	842.93				
109	Ballari	HagariBommann aHalli	HAMPASAGARA	Hobli	GROUNDNUT	RF		10	630.50				
110	Ballari	HagariBommann aHalli	KOGALI	Hobli	GROUNDNUT	RF				Taluk Level	38	846.88	

Government of Karnataka

Directorate of Economics and Statistics

Hobli Level Average Yield data for Kharif season 2018-19

S.N	District	Taluk	Insurance Unit (hobli/ GP)	GP/HOBLI	Crop	IRR_R F	Area Sown Ha	No_CCE_C onducted	Average Yield(Kg/Ha)	Name_Of Higher_Le vel	No_cce Conducted_Higher	Higher average Yield(Kg/Ha)	Neighbouring Yield
111	Ballari	HagariBommann aHalli	TAMBRAHALLI	Hobli	GROUNDNUT	RF		10	974.87				
112	Ballari	HagariBommann aHalli	HAGARIBOMMANA HALLI	Hobli	Horse Gram (kulthi/kultha)	RF				District Level	24	1057.18	
113	Ballari	HagariBommann aHalli	HAMPASAGARA	Hobli	Horse Gram (kulthi/kultha)	RF				District Level	24	1057.18	
114	Ballari	HagariBommann aHalli	KOGALI	Hobli	Horse Gram (kulthi/kultha)	RF				District Level	24	1057.18	
115	Ballari	HagariBommann aHalli	TAMBRAHALLI	Hobli	Horse Gram (kulthi/kultha)	RF				District Level	24	1057.18	
116	Ballari	HagariBommann aHalli	HAGARIBOMMANA HALLI	Hobli	Navane	RF				District Level	78	352.14	
117	Ballari	HagariBommann aHalli	HAMPASAGARA	Hobli	Navane	RF				District Level	78	352.14	
118	Ballari	HagariBommann aHalli	KOGALI	Hobli	Navane	RF				District Level	78	352.14	
119	Ballari	HagariBommann aHalli	TAMBRAHALLI	Hobli	Navane	RF				District Level	78	352.14	
120	Ballari	HagariBommann aHalli	HAMPASAGARA	Hobli	Onion	IRR		10	11812.00				
121	Ballari	HagariBommann aHalli	KOGALI	Hobli	Onion	IRR		10	10612.00				
122	Ballari	HagariBommann aHalli	TAMBRAHALLI	Hobli	Onion	IRR				Taluk Level	28	11722.86	
123	Ballari	HagariBommann aHalli	KOGALI	Hobli	Onion	RF		10	5264.00				
124	Ballari	HagariBommann aHalli	HAGARIBOMMANA HALLI	Hobli	PADDY	IRR				Taluk Level	36	6580.50	

Government of Karnataka
Directorate of Economics and Statistics
Hobli Level Average Yield data for Kharif season 2018-19

S.N	District	Taluk	Insurance Unit (hobli/ GP)	GP/HOBLI	Crop	IRR_R F	Area_Sown_Ha	No_CCE_C onducted	Average Yield(Kg/Ha)	Name_Of_Higher_Level	No_cce Conducted_Higher	Higher average Yield(Kg/Ha)	Neighbouring Yield
125	Ballari	HagariBomman aHalli	HAMPASAGARA	Hobli	PADDY	IRR				Taluk Level	36	6580.50	
126	Ballari	HagariBomman aHalli	KOGALI	Hobli	PADDY	IRR		10	9522.35				
127	Ballari	HagariBomman aHalli	TAMBRAHALLI	Hobli	PADDY	IRR		10	6093.46				
128	Ballari	HagariBomman aHalli	HAGARIBOMMANA HALLI	Hobli	Pearl Millet (Bajra/Bulrush Millet/Spiked Millet)	IRR				Taluk Level	2	775.42	
129	Ballari	HagariBomman aHalli	HAGARIBOMMANA HALLI	Hobli	Pearl Millet (Bajra/Bulrush Millet/Spiked Millet)	RF		10	1052.33				
130	Ballari	HagariBomman aHalli	HAMPASAGARA	Hobli	Pearl Millet (Bajra/Bulrush Millet/Spiked Millet)	RF		10	1295.79				
131	Ballari	HagariBomman aHalli	KOGALI	Hobli	Pearl Millet (Bajra/Bulrush Millet/Spiked Millet)	RF		10	1330.66				
132	Ballari	HagariBomman aHalli	TAMBRAHALLI	Hobli	Pearl Millet (Bajra/Bulrush Millet/Spiked Millet)	RF		10	928.57				
133	Ballari	HagariBomman aHalli	TAMBRAHALLI	Hobli	Pigeon pea (red gram/arhar/tur)	IRR				Taluk Level	8	1027.48	
134	Ballari	HagariBomman aHalli	HAGARIBOMMANA HALLI	Hobli	Pigeon pea (red gram/arhar/tur)	RF				Taluk Level	38	811.43	
135	Ballari	HagariBomman aHalli	HAMPASAGARA	Hobli	Pigeon pea (red gram/arhar/tur)	RF		10	974.88				
136	Ballari	HagariBomman aHalli	KOGALI	Hobli	Pigeon pea (red gram/arhar/tur)	RF		10	383.64				
137	Ballari	HagariBomman aHalli	TAMBRAHALLI	Hobli	Pigeon pea (red gram/arhar/tur)	RF		10	1119.34				
138	Ballari	HagariBomman aHalli	HAGARIBOMMANA HALLI	Hobli	RAGI	RF				Taluk Level	10	842.61	
139	Ballari	HagariBomman aHalli	KOGALI	Hobli	RAGI	RF				Taluk Level	10	842.61	
140	Ballari	HagariBomman aHalli	HAGARIBOMMANA HALLI	Hobli	Red Chillies	IRR				Taluk Level	27	2992.17	

Government of Karnataka

Directorate of Economics and Statistics

Hobli Level Average Yield data for Kharif season 2018-19

S.N	District	Taluk	Insurance Unit (hobli/ GP)	GP/HOBLI	Crop	IRR_R F	Area_Sown_Ha	No_CCE_C onducted	Average Yield(Kg/Ha)	Name_Of_Higher_Le vel	No_cce Conducted_Higher	Higher average Yield(Kg/Ha)	Neighbouring Yield
141	Ballari	HagariBommann aHalli	HAMPASAGARA	Hobli	Red Chillies	IRR				Taluk Level	27	2992.17	
142	Ballari	HagariBommann aHalli	TAMBRAHALLI	Hobli	Red Chillies	IRR				Taluk Level	27	2992.17	
143	Ballari	HagariBommann aHalli	KOGALI	Hobli	Sesame (Gingelly/Til)/Sesamum	RF				District Level	10	1400.30	
144	Ballari	HagariBommann aHalli	HAGARIBOMMANA HALLI	Hobli	Sorghum (Jowar/Great Millet)	IRR				Taluk Level	36	2324.25	
145	Ballari	HagariBommann aHalli	HAMPASAGARA	Hobli	Sorghum (Jowar/Great Millet)	IRR		10	2144.96				
146	Ballari	HagariBommann aHalli	KOGALI	Hobli	Sorghum (Jowar/Great Millet)	IRR		10	3000.76				
147	Ballari	HagariBommann aHalli	TAMBRAHALLI	Hobli	Sorghum (Jowar/Great Millet)	IRR		10	2016.95				
148	Ballari	HagariBommann aHalli	HAGARIBOMMANA HALLI	Hobli	Sorghum (Jowar/Great Millet)	RF				Taluk Level	38	1464.91	
149	Ballari	HagariBommann aHalli	HAMPASAGARA	Hobli	Sorghum (Jowar/Great Millet)	RF		10	1574.58				
150	Ballari	HagariBommann aHalli	KOGALI	Hobli	Sorghum (Jowar/Great Millet)	RF		10	1813.95				
151	Ballari	HagariBommann aHalli	TAMBRAHALLI	Hobli	Sorghum (Jowar/Great Millet)	RF		10	1390.16				
152	Ballari	HagariBommann aHalli	HAMPASAGARA(H)	Hobli	Sugarcane(Irrigated)	IRR			52004.00				
153	Ballari	HagariBommann aHalli	HAGARIBOMMANA HALLI	Hobli	SUNFLOWER	IRR				Taluk Level	20	1214.95	
154	Ballari	HagariBommann aHalli	HAMPASAGARA	Hobli	SUNFLOWER	IRR		10	1297.79				
155	Ballari	HagariBommann aHalli	KOGALI	Hobli	SUNFLOWER	IRR				Taluk Level	20	1214.95	
156	Ballari	HagariBommann aHalli	TAMBRAHALLI	Hobli	SUNFLOWER	IRR				Taluk Level	20	1214.95	

Government of Karnataka
Directorate of Economics and Statistics
Hobli Level Average Yield data for Kharif season 2018-19

S.N	District	Taluk	Insurance Unit (hobli/ GP)	GP/HOBLI	Crop	IRR_RF	Area_Sown_Ha	No_CCE_Conducted	Average Yield(Kg/Ha)	Name_Of_Higher_Level	No_cce_Conducted_Higher	Higher average Yield(Kg/Ha)	Neighbouring Yield
157	Ballari	HagariBommanahalli	HAGARIBOMMANAHALLI	Hobli	SUNFLOWER	RF				Taluk Level	28	697.33	
158	Ballari	HagariBommanahalli	HAMPASAGARA	Hobli	SUNFLOWER	RF		10	731.70				
159	Ballari	HagariBommanahalli	KOGALI	Hobli	SUNFLOWER	RF		10	841.33				
160	Ballari	Harapanahalli	ARASIKERI	Hobli	COTTON	IRR		10	440.93				
161	Ballari	Harapanahalli	CHIGATERI	Hobli	COTTON	IRR				Taluk Level	28	453.21	
162	Ballari	Harapanahalli	TELAGI	Hobli	COTTON	IRR		10	503.47				
163	Ballari	Harapanahalli	ARASIKERI	Hobli	COTTON	RF		10	268.03				
164	Ballari	Harapanahalli	CHIGATERI	Hobli	COTTON	RF		10	396.08				
165	Ballari	Harapanahalli	KASABA	Hobli	COTTON	RF				Taluk Level	32	338.16	
166	Ballari	Harapanahalli	TELAGI	Hobli	COTTON	RF		10	324.59				
167	Ballari	Harapanahalli	CHIGATERI	Hobli	Green Gram (Moong Bean/ Moong)	RF		10	417.15				
168	Ballari	Harapanahalli	KASABA	Hobli	Green Gram (Moong Bean/ Moong)	RF		10	599.31				
169	Ballari	Harapanahalli	CHIGATERI	Hobli	GROUNDNUT	IRR		10	2119.86				
170	Ballari	Harapanahalli	KASABA	Hobli	GROUNDNUT	IRR				Taluk Level	12	1957.62	
171	Ballari	Harapanahalli	ARASIKERI	Hobli	GROUNDNUT	RF				Taluk Level	38	957.80	
172	Ballari	Harapanahalli	CHIGATERI	Hobli	GROUNDNUT	RF		10	797.48				

Government of Karnataka
Directorate of Economics and Statistics
Hobli Level Average Yield data for Kharif season 2018-19

S.N	District	Taluk	Insurance Unit (hobli/ GP)	GP/HOBLI	Crop	IRR_R F	Area Sown Ha	No_CCE_C onducted	Average Yield(Kg/Ha)	Name_Of Higher_Level	No_cce Conducted_Higher	Higher average Yield(Kg/Ha)	Neighbouring Yield
173	Ballari	Harapanahalli	KASABA	Hobli	GROUNDNUT	RF		10	1037.62				
174	Ballari	Harapanahalli	TELAGI	Hobli	GROUNDNUT	RF		10	849.37				
175	Ballari	Harapanahalli	KASABA	Hobli	Horse Gram (kulthi/kultha)	RF				District Level	24	1057.18	
176	Ballari	Harapanahalli	TELAGI	Hobli	Horse Gram (kulthi/kultha)	RF				District Level	24	1057.18	
177	Ballari	Harapanahalli	CHIGATERI	Hobli	Navane	RF				District Level	78	352.14	
178	Ballari	Harapanahalli	CHIGATERI	Hobli	Onion	IRR		10	10648.00				
179	Ballari	Harapanahalli	KASABA	Hobli	Onion	IRR		10	17908.00				
180	Ballari	Harapanahalli	CHIGATERI	Hobli	Onion	RF		10	5712.00				
181	Ballari	Harapanahalli	ARASIKERI	Hobli	PADDY	IRR		10	4946.95				
182	Ballari	Harapanahalli	TELAGI	Hobli	PADDY	IRR		10	5290.19				
183	Ballari	Harapanahalli	KASABA	Hobli	Pearl Millet (Bajra/Bulrush Millet/Spiked Millet)	RF		10	1433.30				
184	Ballari	Harapanahalli	CHIGATERI	Hobli	Pigeon pea (red gram/arhar/tur)	IRR				District Level	58	1038.33	
185	Ballari	Harapanahalli	ARASIKERI	Hobli	Pigeon pea (red gram/arhar/tur)	RF		10	447.02				
186	Ballari	Harapanahalli	CHIGATERI	Hobli	Pigeon pea (red gram/arhar/tur)	RF				Taluk Level	37	581.39	
187	Ballari	Harapanahalli	KASABA	Hobli	Pigeon pea (red gram/arhar/tur)	RF				Taluk Level	37	581.39	

9

Government of Karnataka
Directorate of Economics and Statistics

Hobli Level Average Yield data for Kharif season 2018-19

S.N	District	Taluk	Insurance Unit (hobli/ GP)	GP/HOBLI	Crop	IRR_R F	Area Sown_Ha	No_CCE_C onducted	Average Yield(Kg/Ha)	Name_Of_Higher_Level	No_cce Conducted_Higher	Higher average Yield(Kg/Ha)	Neighbouring Yield
188	Ballari	Harapanahalli	TELAGI	Hobli	Pigeon pea (red gram/arhar/tur)	RF		10	219.23				
189	Ballari	Harapanahalli	ARASIKERI	Hobli	RAGI	IRR				District Level	2	2488.41	
190	Ballari	Harapanahalli	ARASIKERI	Hobli	RAGI	RF		10	1134.00				
191	Ballari	Harapanahalli	CHIGATERI	Hobli	RAGI	RF		10	791.03				
192	Ballari	Harapanahalli	KASABA	Hobli	RAGI	RF		10	912.41				
193	Ballari	Harapanahalli	TELAGI	Hobli	RAGI	RF		10	810.13				
194	Ballari	Harapanahalli	KASABA	Hobli	Sesame (Gingelly/Til)/Sesamum	RF				District Level	10	1400.30	
195	Ballari	Harapanahalli	ARASIKERI	Hobli	Sorghum (Jowar/Great Millet)	IRR		10	3078.63				
196	Ballari	Harapanahalli	CHIGATERI	Hobli	Sorghum (Jowar/Great Millet)	IRR		10	2559.50				
197	Ballari	Harapanahalli	KASABA	Hobli	Sorghum (Jowar/Great Millet)	IRR		10	3419.00				
198	Ballari	Harapanahalli	TELAGI	Hobli	Sorghum (Jowar/Great Millet)	IRR				Taluk Level	32	2886.21	
199	Ballari	Harapanahalli	ARASIKERI	Hobli	Sorghum (Jowar/Great Millet)	RF		10	1820.32				
200	Ballari	Harapanahalli	CHIGATERI	Hobli	Sorghum (Jowar/Great Millet)	RF		10	2466.53				
201	Ballari	Harapanahalli	KASABA	Hobli	Sorghum (Jowar/Great Millet)	RF				Taluk Level	39	2154.75	
202	Ballari	Harapanahalli	TELAGI	Hobli	Sorghum (Jowar/Great Millet)	RF		10	1699.27				
203	Ballari	Harapanahalli	TELAGI(H)	Hobli	Sugarcane(Irrigated)	IRR			52052.20				

Government of Karnataka

Directorate of Economics and Statistics

Hobli Level Average Yield data for Kharif season 2018-19

S.N	District	Taluk	Insurance Unit (hobli/ GP)	GP/HOBLI	Crop	IRR_RF	Area Sown Ha	No_CCE_Conducted	Average Yield(Kg/Ha)	Name_Of_Higher_Level	No_cce_Conducted_Higher	Higher average Yield(Kg/Ha)	Neighbouring Yield
204	Ballari	Harapanahalli	CHIGATERI	Hobli	SUNFLOWER	IRR				Taluk Level	8	1134.45	
205	Ballari	Harapanahalli	ARASIKERI	Hobli	SUNFLOWER	RF				Taluk Level	19	720.77	
206	Ballari	Harapanahalli	CHIGATERI	Hobli	SUNFLOWER	RF				Taluk Level	19	720.77	
207	Ballari	Harapanahalli	KASABA	Hobli	SUNFLOWER	RF		10	725.53				
208	Ballari	Harapanahalli	KASABA	Hobli	Tomato	NS		10	7309.08				
209	Ballari	Hosapete	KAMALAPURA	Hobli	COTTON	IRR				Taluk Level	17	805.15	
210	Ballari	Hosapete	KAMPLI	Hobli	COTTON	IRR		10	1034.49				
211	Ballari	Hosapete	KAMALAPURA	Hobli	COTTON	RF				Taluk Level	19	268.71	
212	Ballari	Hosapete	KAMPLI	Hobli	COTTON	RF		10	247.27				
213	Ballari	Hosapete	KAMPLI	Hobli	GROUNDNUT	IRR				Taluk Level	13	2476.25	
214	Ballari	Hosapete	MARIYAMMANAHALLI	Hobli	GROUNDNUT	IRR				Taluk Level	13	2476.25	
215	Ballari	Hosapete	MARIYAMMANAHALLI	Hobli	GROUNDNUT	RF				Taluk Level	8	1270.05	
216	Ballari	Hosapete	KAMALAPURA	Hobli	Horse Gram (kulthi/kultha)	RF				District Level	24	1057.18	
217	Ballari	Hosapete	MARIYAMMANAHALLI	Hobli	Horse Gram (kulthi/kultha)	RF				District Level	24	1057.18	
218	Ballari	Hosapete	HOSAPETE	Hobli	Maize (Makka)	IRR		10	4331.18				
219	Ballari	Hosapete	KAMALAPURA	Hobli	Maize (Makka)	IRR				Taluk Level	36	5584.02	

9/1

Government of Karnataka
Directorate of Economics and Statistics
Hobli Level Average Yield data for Kharif season 2018-19

S.N	District	Taluk	Insurance Unit (hobli/ GP)	GP/HOBLI	Crop	IRR_R F	Area Sown Ha	No_CCE_C onducted	Average Yield(Kg/Ha)	Name_Of Higher_Level	No_cce Conducted_Higher	Higher average Yield(Kg/Ha)	Neighbouring Yield
220	Ballari	Hosapete	KAMPLI	Hobli	Maize (Makka)	IRR		10	9230.93				
221	Ballari	Hosapete	MARIYAMMANAHALLI	Hobli	Maize (Makka)	IRR				Taluk Level	36	5584.02	
222	Ballari	Hosapete	HOSAPETE	Hobli	Maize (Makka)	RF				Taluk Level	23	2732.15	
223	Ballari	Hosapete	KAMALAPURA	Hobli	Maize (Makka)	RF				Taluk Level	23	2732.15	
224	Ballari	Hosapete	KAMPLI	Hobli	Maize (Makka)	RF				Taluk Level	23	2732.15	
225	Ballari	Hosapete	MARIYAMMANAHALLI	Hobli	Maize (Makka)	RF				Taluk Level	23	2732.15	
226	Ballari	Hosapete	HOSAPETE	Hobli	Navane	RF				Taluk Level	20	415.62	
227	Ballari	Hosapete	KAMALAPURA	Hobli	Navane	RF				Taluk Level	20	415.62	
228	Ballari	Hosapete	KAMPLI	Hobli	Navane	RF		10	544.48				
229	Ballari	Hosapete	MARIYAMMANAHALLI	Hobli	Navane	RF		10	286.76				
230	Ballari	Hosapete	HOSAPETE	Hobli	Onion	IRR		10	12940.00				
231	Ballari	Hosapete	KAMALAPURA	Hobli	Onion	IRR				Taluk Level	13	12246.15	
232	Ballari	Hosapete	KAMALAPURA	Hobli	Onion	RF				Taluk Level	1	5400.00	
233	Ballari	Hosapete	KAMALAPURA	Hobli	Pearl Millet (Bajra/Bulrush Millet/Spiked Millet)	IRR				District Level	14	1570.39	
234	Ballari	Hosapete	HOSAPETE	Hobli	Pearl Millet (Bajra/Bulrush Millet/Spiked Millet)	RF				Taluk Level	16	1823.03	

Government of Karnataka
Directorate of Economics and Statistics
Hobli Level Average Yield data for Kharif season 2018-19

S.N	District	Taluk	Insurance Unit (hobli/ GP)	GP/HOBLI	Crop	IRR_R F	Area Sown Ha	No_CCE_C onducted	Average Yield(Kg/Ha)	Name_Of Higher_Level	No_cce Conducted Higher	Higher average Yield(Kg/Ha)	Neighbouring Yield
235	Ballari	Hosapete	KAMALAPURA	Hobli	Pearl Millet (Bajra/Bulrush Millet/Spiked Millet)	RF				Taluk Level	16	1823.03	
236	Ballari	Hosapete	KAMPLI	Hobli	Pearl Millet (Bajra/Bulrush Millet/Spiked Millet)	RF				Taluk Level	16	1823.03	
237	Ballari	Hosapete	MARIYAMMANAHALI	Hobli	Pearl Millet (Bajra/Bulrush Millet/Spiked Millet)	RF		10	2010.92				
238	Ballari	Hosapete	KAMPLI	Hobli	Pigeon pea (red gram/arhar/tur)	IRR				Taluk Level	4	605.68	
239	Ballari	Hosapete	KAMALAPURA	Hobli	Pigeon pea (red gram/arhar/tur)	RF				Taluk Level	22	675.00	
240	Ballari	Hosapete	KAMPLI	Hobli	Pigeon pea (red gram/arhar/tur)	RF				Taluk Level	22	675.00	
241	Ballari	Hosapete	MARIYAMMANAHALI	Hobli	Pigeon pea (red gram/arhar/tur)	RF		10	1220.18				
242	Ballari	Hosapete	MARIYAMMANAHALI	Hobli	RAGI	RF				Taluk Level	8	906.17	
243	Ballari	Hosapete	KAMALAPURA	Hobli	Red Chillies	IRR		10	2088.69				
244	Ballari	Hosapete	KAMPLI	Hobli	Red Chillies	IRR		10	2773.14				
245	Ballari	Hosapete	KAMALAPURA	Hobli	Red Chillies	RF		10	545.17				
246	Ballari	Hosapete	MARIYAMMANAHALI	Hobli	Sesame (Gingelly/Til)/Sesamum	RF				District Level	10	1400.30	
247	Ballari	Hosapete	HOSAPETE	Hobli	Sorghum (Jowar/Great Millet)	IRR				Taluk Level	17	4068.97	
248	Ballari	Hosapete	KAMALAPURA	Hobli	Sorghum (Jowar/Great Millet)	IRR				Taluk Level	17	4068.97	
249	Ballari	Hosapete	KAMPLI	Hobli	Sorghum (Jowar/Great Millet)	IRR				Taluk Level	17	4068.97	
250	Ballari	Hosapete	MARIYAMMANAHALI	Hobli	Sorghum (Jowar/Great Millet)	IRR		10	3536.27				

②:

Government of Karnataka

Directorate of Economics and Statistics

Hobli Level Average Yield data for Kharif season 2018-19

S.N	District	Taluk	Insurance Unit (hobli/ GP)	GP/HOBLI	Crop	IRR_R F	Area_Sown_Ha	No_CCE_C onducted	Average Yield(Kg/Ha)	Name_Of_Higher_Level	No_cce Conducted_Higher	Higher average Yield(Kg/Ha)	Neighbouring Yield
251	Ballari	Hosapete	HOSAPETE	Hobli	Sorghum (Jowar/Great Millet)	RF				Taluk Level	20	2637.95	
252	Ballari	Hosapete	KAMALAPURA	Hobli	Sorghum (Jowar/Great Millet)	RF				Taluk Level	20	2637.95	
253	Ballari	Hosapete	MARIYAMMANAHALLI	Hobli	Sorghum (Jowar/Great Millet)	RF				Taluk Level	20	2637.95	
254	Ballari	Hosapete	HOSAPETE(H)	Hobli	Sugarcane(Irrigated)	IRR			66261.20				
255	Ballari	Hosapete	KAMALAPURA(H)	Hobli	Sugarcane(Irrigated)	IRR			68484.00				
256	Ballari	Hosapete	KAMALAPURA	Hobli	SUNFLOWER	IRR				Taluk Level	4	2305.55	
257	Ballari	Hosapete	KAMPLI	Hobli	SUNFLOWER	IRR				Taluk Level	4	2305.55	
258	Ballari	Hosapete	HOSAPETE	Hobli	SUNFLOWER	RF				Taluk Level	19	1397.96	
259	Ballari	Hosapete	KAMALAPURA	Hobli	SUNFLOWER	RF				Taluk Level	19	1397.96	
260	Ballari	Hosapete	KAMPLI	Hobli	SUNFLOWER	RF				Taluk Level	19	1397.96	
261	Ballari	Hosapete	MARIYAMMANAHALLI	Hobli	SUNFLOWER	RF		10	1076.06				
262	Ballari	Kudligi	GUDEKOTE	Hobli	COTTON	IRR				Taluk Level	18	455.68	
263	Ballari	Kudligi	HOSAHALLI	Hobli	COTTON	IRR				Taluk Level	18	455.68	
264	Ballari	Kudligi	KOTTURU	Hobli	COTTON	IRR				Taluk Level	18	455.68	
265	Ballari	Kudligi	KUDLIGI	Hobli	COTTON	IRR				Taluk Level	18	455.68	
266	Ballari	Kudligi	HOSAHALLI	Hobli	COTTON	RF				Taluk Level	10	226.95	

Government of Karnataka

Directorate of Economics and Statistics

Hobli Level Average Yield data for Kharif season 2018-19

S.N	District	Taluk	Insurance Unit (hobli/ GP)	GP/HOBLI	Crop	IRR_R F	Area Sown Ha	No_CCE_C onducted	Average Yield(Kg/Ha)	Name_Of_Higher_Level	No_cce Conducted_Higher	Higher average Yield(Kg/Ha)	Neighbouring Yield
267	Ballari	Kudligi	KOTTURU	Hobli	COTTON	RF		10	226.95				
268	Ballari	Kudligi	KOTTURU	Hobli	Green Gram (Moong Bean/ Moong)	RF		10	430.28				
269	Ballari	Kudligi	GUDEKOTE	Hobli	GROUNDNUT	IRR				Taluk Level	4	1661.81	
270	Ballari	Kudligi	HOSAHALLI	Hobli	GROUNDNUT	IRR				Taluk Level	4	1661.81	
271	Ballari	Kudligi	KOTTURU	Hobli	GROUNDNUT	IRR				Taluk Level	4	1661.81	
272	Ballari	Kudligi	KUDLIGI	Hobli	GROUNDNUT	IRR				Taluk Level	4	1661.81	
273	Ballari	Kudligi	GUDEKOTE	Hobli	GROUNDNUT	RF		10	490.63				
274	Ballari	Kudligi	HOSAHALLI	Hobli	GROUNDNUT	RF				Taluk Level	36	761.53	
275	Ballari	Kudligi	KOTTURU	Hobli	GROUNDNUT	RF				Taluk Level	36	761.53	
276	Ballari	Kudligi	KUDLIGI	Hobli	GROUNDNUT	RF		10	814.25				
277	Ballari	Kudligi	GUDEKOTE	Hobli	Horse Gram (kulthi/kultha)	RF				Taluk Level	15	828.02	
278	Ballari	Kudligi	HOSAHALLI	Hobli	Horse Gram (kulthi/kultha)	RF				Taluk Level	15	828.02	
279	Ballari	Kudligi	KOTTURU	Hobli	Horse Gram (kulthi/kultha)	RF				Taluk Level	15	828.02	
280	Ballari	Kudligi	KUDLIGI	Hobli	Horse Gram (kulthi/kultha)	RF				Taluk Level	15	828.02	
281	Ballari	Kudligi	GUDEKOTE	Hobli	Navane	RF		10	172.73				

Government of Karnataka
Directorate of Economics and Statistics
Hobli Level Average Yield data for Kharif season 2018-19

S.N	District	Taluk	Insurance Unit (hobli/ GP)	GP/HOBLI	Crop	IRR_R F	Area_Sown_Ha	No_CCE_C onducted	Average Yield(Kg/Ha)	Name_Of Higher_Level	No_cce Conducted_Higher	Higher average Yield(Kg/Ha)	Neighbouring Yield
										Taluk Level	14	187.61	
282	Ballari	Kudligi	HOSAHALLI	Hobli	Navane	RF				Taluk Level	14	187.61	
283	Ballari	Kudligi	KOTTURU	Hobli	Navane	RF				Taluk Level	14	187.61	
284	Ballari	Kudligi	KUDLIGI	Hobli	Navane	RF				Taluk Level	29	14734.19	
285	Ballari	Kudligi	GUDEKOTE	Hobli	Onion	IRR				Taluk Level	29	14734.19	
286	Ballari	Kudligi	HOSAHALLI	Hobli	Onion	IRR				Taluk Level	29	14734.19	
287	Ballari	Kudligi	KOTTURU	Hobli	Onion	IRR				Taluk Level	29	14734.19	
288	Ballari	Kudligi	KUDLIGI	Hobli	Onion	IRR				Taluk Level	12	4144.65	
289	Ballari	Kudligi	GUDEKOTE	Hobli	Onion	RF				Taluk Level	12	4144.65	
290	Ballari	Kudligi	HOSAHALLI	Hobli	Onion	RF		10	4093.58				
291	Ballari	Kudligi	KOTTURU	Hobli	Onion	RF				Taluk Level	12	4144.65	
292	Ballari	Kudligi	KUDLIGI	Hobli	Onion	RF				Taluk Level	4	5514.90	
293	Ballari	Kudligi	GUDEKOTE	Hobli	PADDY	IRR				Taluk Level	4	5514.90	
294	Ballari	Kudligi	HOSAHALLI	Hobli	PADDY	IRR				District Level	14	1570.39	
295	Ballari	Kudligi	KOTTURU	Hobli	Pearl Millet (Bajra/Bulrush Millet/Spiked Millet)	IRR							

Government of Karnataka

Directorate of Economics and Statistics

Hobli Level Average Yield data for Kharif season 2018-19

S.N	District	Taluk	Insurance Unit (hobli/ GP)	GP/HOBLI	Crop	IRR_R F	Area_Sown_Ha	No_CCE_C onducted	Average Yield(Kg/Ha)	Name_Of_Higher_Le vel	No_cce Conducted_Higher	Higher average Yield(Kg/Ha)	Neighbouring Yield
296	Ballari	Kudligi	GUDEKOTE	Hobli	Pearl Millet (Bajra/Bulrush Millet/Spiked Millet)	RF				Taluk Level	38	1250.26	
297	Ballari	Kudligi	HOSAHALLI	Hobli	Pearl Millet (Bajra/Bulrush Millet/Spiked Millet)	RF		10	888.61				
298	Ballari	Kudligi	KOTTURU	Hobli	Pearl Millet (Bajra/Bulrush Millet/Spiked Millet)	RF		10	1606.40				
299	Ballari	Kudligi	KUDLIGI	Hobli	Pearl Millet (Bajra/Bulrush Millet/Spiked Millet)	RF		10	1544.92				
300	Ballari	Kudligi	GUDEKOTE	Hobli	Pigeon pea (red gram/arhar/tur)	IRR				Taluk Level	10	1148.08	
301	Ballari	Kudligi	KUDLIGI	Hobli	Pigeon pea (red gram/arhar/tur)	IRR				Taluk Level	10	1148.08	
302	Ballari	Kudligi	GUDEKOTE	Hobli	Pigeon pea (red gram/arhar/tur)	RF				Taluk Level	25	628.76	
303	Ballari	Kudligi	HOSAHALLI	Hobli	Pigeon pea (red gram/arhar/tur)	RF				Taluk Level	25	628.76	
304	Ballari	Kudligi	KOTTURU	Hobli	Pigeon pea (red gram/arhar/tur)	RF				Taluk Level	25	628.76	
305	Ballari	Kudligi	KUDLIGI	Hobli	Pigeon pea (red gram/arhar/tur)	RF				Taluk Level	25	628.76	
306	Ballari	Kudligi	GUDEKOTE	Hobli	RAGI	IRR				Taluk Level	2	2488.41	
307	Ballari	Kudligi	GUDEKOTE	Hobli	RAGI	RF				Taluk Level	39	541.74	
308	Ballari	Kudligi	HOSAHALLI	Hobli	RAGI	RF		10	449.29				
309	Ballari	Kudligi	KOTTURU	Hobli	RAGI	RF		10	548.76				
310	Ballari	Kudligi	KUDLIGI	Hobli	RAGI	RF		10	493.63				
311	Ballari	Kudligi	GUDEKOTE	Hobli	Red Chillies	IRR		10	988.97				

**Government of Karnataka
Directorate of Economics and Statistics**

Hobli Level Average Yield data for Kharif season 2018-19

S.N	District	Taluk	Insurance Unit (hobli/ GP)	GP/HOBLI	Crop	IRR_R F	Area Sown Ha	No_CCE_C onducted	Average Yield(Kg/Ha)	Name_Of Higher_Level	No_cce Conducted_Higher	Higher average Yield(Kg/Ha)	Neighbouring Yield
312	Ballari	Kudligi	KOTTURU	Hobli	Red Chillies	IRR		10	1737.35				
313	Ballari	Kudligi	KUDLIGI	Hobli	Red Chillies	IRR				Taluk Level	29	1487.26	
314	Ballari	Kudligi	GUDEKOTE	Hobli	Red Chillies	RF				District Level	10	545.17	
315	Ballari	Kudligi	HOSAHALLI	Hobli	Sesame (Gingelly/Til)/Sesamum	RF				District Level	10	1400.30	
316	Ballari	Kudligi	KOTTURU	Hobli	Sesame (Gingelly/Til)/Sesamum	RF				District Level	10	1400.30	
317	Ballari	Kudligi	GUDEKOTE	Hobli	Sorghum (Jowar/Great Millet)	IRR				Taluk Level	38	3386.78	
318	Ballari	Kudligi	HOSAHALLI	Hobli	Sorghum (Jowar/Great Millet)	IRR		10	3189.87				
319	Ballari	Kudligi	KOTTURU	Hobli	Sorghum (Jowar/Great Millet)	IRR		10	3622.47				
320	Ballari	Kudligi	KUDLIGI	Hobli	Sorghum (Jowar/Great Millet)	IRR		10	3802.17				
321	Ballari	Kudligi	GUDEKOTE	Hobli	Sorghum (Jowar/Great Millet)	RF		10	1203.66				
322	Ballari	Kudligi	HOSAHALLI	Hobli	Sorghum (Jowar/Great Millet)	RF				Taluk Level	37	1858.38	
323	Ballari	Kudligi	KOTTURU	Hobli	Sorghum (Jowar/Great Millet)	RF				Taluk Level	37	1858.38	
324	Ballari	Kudligi	KUDLIGI	Hobli	Sorghum (Jowar/Great Millet)	RF				Taluk Level	37	1858.38	
325	Ballari	Kudligi	GUDEKOTE	Hobli	SUNFLOWER	IRR				Taluk Level	4	1606.52	
326	Ballari	Kudligi	HOSAHALLI	Hobli	SUNFLOWER	IRR				Taluk Level	4	1606.52	

Government of Karnataka
Directorate of Economics and Statistics
Hobli Level Average Yield data for Kharif season 2018-19

S.N	District	Taluk	Insurance Unit (hobli/ GP)	GP/HOBLI	Crop	IRR_RF	Area_Sown_Ha	No_CCE_Conducted	Average Yield(Kg/Ha)	Name_Of_Higher_Level	No_cce_Conducted_Higher	Higher average Yield(Kg/Ha)	Neighbouring Yield
327	Ballari	Kudligi	KOTTURU	Hobli	SUNFLOWER	IRR				Taluk Level	4	1606.52	
328	Ballari	Kudligi	GUDEKOTE	Hobli	SUNFLOWER	RF				Taluk Level	24	1091.09	
329	Ballari	Kudligi	HOSAHALLI	Hobli	SUNFLOWER	RF		10	1415.26				
330	Ballari	Kudligi	KOTTURU	Hobli	SUNFLOWER	RF		10	961.51				
331	Ballari	Kudligi	KUDLIGI	Hobli	SUNFLOWER	RF				Taluk Level	24	1091.09	
332	Ballari	Kudligi	HOSAHALLI	Hobli	Tomato	NS				Taluk Level	9	12787.11	
333	Ballari	Kudligi	KOTTURU	Hobli	Tomato	NS				Taluk Level	9	12787.11	
334	Ballari	Kurugodu	KURUGODU	Hobli	COTTON	IRR		10	915.53				
335	Ballari	Kurugodu	KURUGODU	Hobli	GROUNDNUT	RF				District Level	187	886.89	
336	Ballari	Kurugodu	KURUGODU	Hobli	Maize (Makka)	IRR				Taluk Level	1	2717.36	
337	Ballari	Kurugodu	KURUGODU	Hobli	Maize (Makka)	RF				District Level	534	2146.77	
338	Ballari	Kurugodu	KURUGODU	Hobli	Navane	RF				District Level	78	352.14	
339	Ballari	Kurugodu	KURUGODU	Hobli	Pearl Millet (Bajra/Bulrush Millet/Spiked Millet)	IRR				District Level	14	1570.39	
340	Ballari	Kurugodu	KURUGODU	Hobli	Pearl Millet (Bajra/Bulrush Millet/Spiked Millet)	RF		10	420.93				
341	Ballari	Kurugodu	KURUGODU	Hobli	Pigeon pea (red gram/arhar/tur)	IRR		10	1293.87				

92

Government of Karnataka
Directorate of Economics and Statistics
Hobli Level Average Yield data for Kharif season 2018-19

S.N	District	Taluk	Insurance Unit (hobli/ GP)	GP/HOBLI	Crop	IRR_R F	Area Sown_Ha	No_CCE_C onducted	Average Yield(Kg/Ha)	Name_Of_Higher_Level	No_cce Conducted_Higher	Higher average Yield(Kg/Ha)	Neighbouring Yield
342	Ballari	Kurugodu	KURUGODU	Hobli	Pigeon pea (red gram/arhar/tur)	RF		10	600.55				
343	Ballari	Kurugodu	KURUGODU	Hobli	Red Chillies	IRR		10	3085.72				
344	Ballari	Kurugodu	KURUGODU	Hobli	Sorghum (Jowar/Great Millet)	IRR				District Level	170	2916.02	
345	Ballari	Kurugodu	KURUGODU	Hobli	SUNFLOWER	RF				Taluk Level	1	1118.24	
346	Ballari	Sandur	CHORANURU	Hobli	COTTON	IRR		10	470.01				
347	Ballari	Sandur	TORANAGALLU	Hobli	COTTON	IRR				Taluk Level	18	633.63	
348	Ballari	Sandur	CHORANURU	Hobli	COTTON	RF		10	276.89				
349	Ballari	Sandur	SANDURU	Hobli	COTTON	RF				Taluk Level	26	245.32	
350	Ballari	Sandur	TORANAGALLU	Hobli	COTTON	RF		10	226.18				
351	Ballari	Sandur	CHORANURU	Hobli	GROUNDNUT	IRR				Taluk Level	14	1823.54	
352	Ballari	Sandur	TORANAGALLU	Hobli	GROUNDNUT	IRR		10	1878.89				
353	Ballari	Sandur	CHORANURU	Hobli	GROUNDNUT	RF		10	767.87				
354	Ballari	Sandur	SANDURU	Hobli	GROUNDNUT	RF		10	1283.28				
355	Ballari	Sandur	TORANAGALLU	Hobli	GROUNDNUT	RF				Taluk Level	28	921.76	
356	Ballari	Sandur	CHORANURU	Hobli	Horse Gram (kulthi/kultha)	RF				Taluk Level	9	1439.11	

Government of Karnataka

Directorate of Economics and Statistics

Hobli Level Average Yield data for Kharif season 2018-19

S.N	District	Taluk	Insurance Unit (hobli/ GP)	GP/HOBLI	Crop	IRR_R F	Area Sown Ha	No_CCE_C onducted	Average Yield(Kg/Ha)	Name_Of_Higher_Level	No_cce Conducted_Higher	Higher average Yield(Kg/Ha)	Neighbouring Yield
357	Ballari	Sandur	TORANAGALLU	Hobli	Horse Gram (kulthi/kultha)	RF				Taluk Level	9	1439.11	
358	Ballari	Sandur	CHORANURU	Hobli	Maize (Makka)	IRR		10	4188.74				
359	Ballari	Sandur	SANDURU	Hobli	Maize (Makka)	IRR		10	4107.15				
360	Ballari	Sandur	TORANAGALLU	Hobli	Maize (Makka)	IRR		10	3598.94				
361	Ballari	Sandur	CHORANURU	Hobli	Navane	RF		10	372.83				
362	Ballari	Sandur	SANDURU	Hobli	Navane	RF		10	570.37				
363	Ballari	Sandur	TORANAGALLU	Hobli	Navane	RF		10	297.04				
364	Ballari	Sandur	CHORANURU	Hobli	Onion	IRR		10	11760.00				
365	Ballari	Sandur	TORANAGALLU	Hobli	Onion	IRR		10	9560.00				
366	Ballari	Sandur	TORANAGALLU	Hobli	Onion	RF				District Level	61	5155.55	
367	Ballari	Sandur	CHORANURU	Hobli	PADDY	IRR		10	5663.07				
368	Ballari	Sandur	TORANAGALLU	Hobli	PADDY	IRR				Taluk Level	18	6577.64	
369	Ballari	Sandur	TORANAGALLU	Hobli	Pearl Millet (Bajra/Bulrush Millet/Spiked Millet)	IRR				Taluk Level	2	2190.57	
370	Ballari	Sandur	CHORANURU	Hobli	Pearl Millet (Bajra/Bulrush Millet/Spiked Millet)	RF		10	1377.08				
371	Ballari	Sandur	SANDURU	Hobli	Pearl Millet (Bajra/Bulrush Millet/Spiked Millet)	RF		10	1442.91				

Government of Karnataka

Directorate of Economics and Statistics

Hobli Level Average Yield data for Kharif season 2018-19

S.N	District	Taluk	Insurance Unit (hobli/ GP)	GP/HOBLI	Crop	IRR_R F	Area_Sown_Ha	No_CCE_C onducted	Average Yield(Kg/Ha)	Name_Of Higher_Level	No_cce Conducted_Higher	Higher average Yield(Kg/Ha)	Neighbouring Yield
372	Ballari	Sandur	TORANAGALLU	Hobli	Pearl Millet (Bajra/Bulrush Millet/Spiked Millet)	RF		10	449.73				
373	Ballari	Sandur	CHORANURU	Hobli	Pigeon pea (red gram/arhar/tur)	RF				Taluk Level	26	692.26	
374	Ballari	Sandur	SANDURU	Hobli	Pigeon pea (red gram/arhar/tur)	RF				Taluk Level	26	692.26	
375	Ballari	Sandur	TORANAGALLU	Hobli	Pigeon pea (red gram/arhar/tur)	RF				Taluk Level	26	692.26	
376	Ballari	Sandur	CHORANURU	Hobli	RAGI	RF		10	669.84				
377	Ballari	Sandur	TORANAGALLU	Hobli	Red Chillies	IRR		10	2314.02				
378	Ballari	Sandur	CHORANURU	Hobli	Sesame (Gingelly/Til)/Sesamum	RF		10	1400.30				
379	Ballari	Sandur	CHORANURU	Hobli	Sorghum (Jowar/Great Millet)	IRR				Taluk Level	22	2991.69	
380	Ballari	Sandur	SANDURU	Hobli	Sorghum (Jowar/Great Millet)	IRR				Taluk Level	22	2991.69	
381	Ballari	Sandur	TORANAGALLU	Hobli	Sorghum (Jowar/Great Millet)	IRR				Taluk Level	22	2991.69	
382	Ballari	Sandur	SANDURU	Hobli	SUNFLOWER	IRR				Taluk Level	10	1585.67	
383	Ballari	Sandur	TORANAGALLU	Hobli	SUNFLOWER	IRR				Taluk Level	10	1585.67	
384	Ballari	Sandur	CHORANURU	Hobli	SUNFLOWER	RF				Taluk Level	14	584.69	
385	Ballari	Sandur	SANDURU	Hobli	SUNFLOWER	RF				Taluk Level	14	584.69	
386	Ballari	Sandur	TORANAGALLU	Hobli	SUNFLOWER	RF				Taluk Level	14	584.69	

Government of Karnataka
Directorate of Economics and Statistics
Hobli Level Average Yield data for Kharif season 2018-19

S.N	District	Taluk	Insurance Unit (hobli/ GP)	GP/HOBLI	Crop	IRR_R F	Area Sown Ha	No_CCE_C onducted	Average Yield(Kg/Ha)	Name_Of Higher_Le vel	No_cce Conducted_Higher	Higher average Yield(Kg/Ha)	Neighbouring Yield
387	Ballari	Sirguppa	HACHCHOLLI	Hobli	COTTON	IRR				Taluk Level	38	420.40	
388	Ballari	Sirguppa	KARURU	Hobli	COTTON	IRR		10	525.73				
389	Ballari	Sirguppa	SIRUGUPPA	Hobli	COTTON	IRR		10	274.49				
390	Ballari	Sirguppa	TEKKALAKOTE	Hobli	COTTON	IRR		10	440.01				
391	Ballari	Sirguppa	HACHCHOLLI	Hobli	COTTON	RF		10	276.22				
392	Ballari	Sirguppa	KARURU	Hobli	COTTON	RF		10	351.21				
393	Ballari	Sirguppa	SIRUGUPPA	Hobli	COTTON	RF				Taluk Level	39	267.77	
394	Ballari	Sirguppa	TEKKALAKOTE	Hobli	COTTON	RF		10	226.40				
395	Ballari	Sirguppa	TEKKALAKOTE	Hobli	GROUNDNUT	RF				Taluk Level	2	50.46	
396	Ballari	Sirguppa	KARURU	Hobli	Maize (Makka)	IRR				Taluk Level	6	3128.77	
397	Ballari	Sirguppa	TEKKALAKOTE	Hobli	Maize (Makka)	IRR				Taluk Level	6	3128.77	
398	Ballari	Sirguppa	TEKKALAKOTE	Hobli	Maize (Makka)	RF				District Level	534	2146.77	
399	Ballari	Sirguppa	HACHCHOLLI	Hobli	Navane	RF				Taluk Level	10	293.99	
400	Ballari	Sirguppa	KARURU	Hobli	Navane	RF				Taluk Level	10	293.99	
401	Ballari	Sirguppa	SIRUGUPPA	Hobli	Navane	RF				Taluk Level	10	293.99	
402	Ballari	Sirguppa	TEKKALAKOTE	Hobli	Navane	RF		10	293.99				

21

Government of Karnataka


Directorate of Economics and Statistics

Hobli Level Average Yield data for Kharif season 2018-19

S.N	District	Taluk	Insurance Unit (hobli/ GP)	GP/HOBLI	Crop	IRR_RF	Area_Sown_Ha	No_CCE_Conducted	Average Yield(Kg/Ha)	Name_Of_Higher_Level	No_cce_Conducted_Higher	Higher average Yield(Kg/Ha)	Neighbouring Yield
403	Ballari	Sirguppa	SIRUGUPPA	Hobli	Pearl Millet (Bajra/Bulrush Millet/Spiked Millet)	IRR				District Level	14	1570.39	
404	Ballari	Sirguppa	HACHCHOLLI	Hobli	Pearl Millet (Bajra/Bulrush Millet/Spiked Millet)	RF				Taluk Level	12	1009.19	
405	Ballari	Sirguppa	KARURU	Hobli	Pearl Millet (Bajra/Bulrush Millet/Spiked Millet)	RF				Taluk Level	12	1009.19	
406	Ballari	Sirguppa	SIRUGUPPA	Hobli	Pearl Millet (Bajra/Bulrush Millet/Spiked Millet)	RF				Taluk Level	12	1009.19	
407	Ballari	Sirguppa	TEKKALAKOTE	Hobli	Pearl Millet (Bajra/Bulrush Millet/Spiked Millet)	RF		10	909.16				
408	Ballari	Sirguppa	HACHCHOLLI	Hobli	Pigeon pea (red gram/arhar/tur)	RF				Taluk Level	16	371.41	
409	Ballari	Sirguppa	KARURU	Hobli	Pigeon pea (red gram/arhar/tur)	RF		10	309.16				
410	Ballari	Sirguppa	SIRUGUPPA	Hobli	Pigeon pea (red gram/arhar/tur)	RF				Taluk Level	16	371.41	
411	Ballari	Sirguppa	TEKKALAKOTE	Hobli	Pigeon pea (red gram/arhar/tur)	RF				Taluk Level	16	371.41	
412	Ballari	Sirguppa	HACHCHOLLI	Hobli	Red Chillies	IRR		10	3044.95				
413	Ballari	Sirguppa	KARURU	Hobli	Red Chillies	IRR		10	5117.63				
414	Ballari	Sirguppa	SIRUGUPPA	Hobli	Red Chillies	IRR		10	3193.71				
415	Ballari	Sirguppa	TEKKALAKOTE	Hobli	Red Chillies	IRR		10	3808.94				
416	Ballari	Sirguppa	HACHCHOLLI	Hobli	Red Chillies	RF				District Level	10	545.17	
417	Ballari	Sirguppa	KARURU	Hobli	Red Chillies	RF				District Level	10	545.17	
418	Ballari	Sirguppa	TEKKALAKOTE	Hobli	Red Chillies	RF				District Level	10	545.17	

Government of Karnataka
Directorate of Economics and Statistics
Hobli Level Average Yield data for Kharif season 2018-19

S.N	District	Taluk	Insurance Unit (hobli/ GP)	GP/HOBLI	Crop	IRR_R F	Area Sown Ha	No_CCE_C onducted	Average Yield(Kg/Ha)	Name_Of_Higher_Level	No_cce Conducted_Higher	Higher average Yield(Kg/Ha)	Neighbouring Yield
419	Ballari	Sirguppa	TEKKALAKOTE	Hobli	Sorghum (Jowar/Great Millet)	RF				District Level	209	1766.08	
420	Ballari	Sirguppa	KARURU	Hobli	SUNFLOWER	IRR				Taluk Level	10	2202.25	
421	Ballari	Sirguppa	SIRUGUPPA	Hobli	SUNFLOWER	IRR				Taluk Level	10	2202.25	
422	Ballari	Sirguppa	TEKKALAKOTE	Hobli	SUNFLOWER	IRR				Taluk Level	10	2202.25	
423	Ballari	Sirguppa	HACHCHOLLI	Hobli	SUNFLOWER	RF				Taluk Level	3	1303.14	
424	Ballari	Sirguppa	KARURU	Hobli	SUNFLOWER	RF				Taluk Level	3	1303.14	
425	Ballari	Sirguppa	SIRUGUPPA	Hobli	SUNFLOWER	RF				Taluk Level	3	1303.14	
426	Ballari	Sirguppa	TEKKALAKOTE	Hobli	SUNFLOWER	RF				Taluk Level	3	1303.14	


Joint Director
Crop insurance scheme Division
Directorate of Economics and Statistics



Government of Karnataka
Directorate of Economics and Statistics
Hobli Level Average Yield data for Kharif season 2018-19

S.N	District	Taluk	Insurance Unit (hobli/ GP)	GP/HOBLI	Crop	IRR_R F	Area_Sown_Ha	No_CCE_C onducted	Average Yield(Kg/Ha)	Name_Of_Higher_Level	No_cce Conducted_Higher	Higher average Yield(Kg/Ha)	Neighbouring Yield
1	Belagavi	Athani	ANANTAPURA	Hobli	Black Gram (urd bean)	RF		10	390.06				
2	Belagavi	Athani	ATHANI	Hobli	Black Gram (urd bean)	RF				Taluk Level	28	345.96	
3	Belagavi	Athani	KAGAVADA	Hobli	Black Gram (urd bean)	RF				Taluk Level	28	345.96	
4	Belagavi	Athani	TELASANGA	Hobli	Black Gram (urd bean)	RF		10	309.12				
5	Belagavi	Athani	ANANTAPURA	Hobli	Green Gram (Moong Bean/ Moong)	RF				Taluk Level	17	376.25	
6	Belagavi	Athani	ATHANI	Hobli	Green Gram (Moong Bean/ Moong)	RF				Taluk Level	17	376.25	
7	Belagavi	Athani	KAGAVADA	Hobli	Green Gram (Moong Bean/ Moong)	RF				Taluk Level	17	376.25	
8	Belagavi	Athani	TELASANGA	Hobli	Green Gram (Moong Bean/ Moong)	RF				Taluk Level	17	376.25	
9	Belagavi	Athani	ANANTAPURA	Hobli	GROUNDNUT	IRR				Taluk Level	22	1722.34	
10	Belagavi	Athani	ATHANI	Hobli	GROUNDNUT	IRR		10	1559.37				
11	Belagavi	Athani	KAGAVADA	Hobli	GROUNDNUT	IRR		10	1886.74				
12	Belagavi	Athani	TELASANGA	Hobli	GROUNDNUT	IRR				Taluk Level	22	1722.34	
13	Belagavi	Athani	ANANTAPURA	Hobli	GROUNDNUT	RF		10	490.19				
14	Belagavi	Athani	ATHANI	Hobli	GROUNDNUT	RF		10	887.30				
15	Belagavi	Athani	KAGAVADA	Hobli	GROUNDNUT	RF				Taluk Level	32	725.12	

Government of Karnataka
Directorate of Economics and Statistics
Hobli Level Average Yield data for Kharif season 2018-19

S.N	District	Taluk	Insurance Unit (hobli/ GP)	GP/HOBLI	Crop	IRR_R F	Area_Sown_Ha	No_CCE_C onducted	Average Yield(Kg/Ha)	Name_Of_Higher_Level	No_cce Conducted_Higher	Higher average Yield(Kg/Ha)	Neighbouring Yield
16	Belagavi	Athani	TELASANGA	Hobli	GROUNDNUT	RF		10	826.41				
17	Belagavi	Athani	ANANTAPURA	Hobli	Horse Gram (kulthi/kultha)	RF				District Level	26	473.62	
18	Belagavi	Athani	TELASANGA	Hobli	Horse Gram (kulthi/kultha)	RF				District Level	26	473.62	
19	Belagavi	Athani	ANANTAPURA	Hobli	Maize (Makka)	RF				Taluk Level	26	2509.39	
20	Belagavi	Athani	ATHANI	Hobli	Maize (Makka)	RF				Taluk Level	26	2509.39	
21	Belagavi	Athani	KAGAVADA	Hobli	Maize (Makka)	RF		10	2574.36				
22	Belagavi	Athani	TELASANGA	Hobli	Maize (Makka)	RF		10	2765.87				
23	Belagavi	Athani	KAGAVADA	Hobli	Onion	IRR		10	10736.00				
24	Belagavi	Athani	ANANTAPURA	Hobli	Pearl Millet (Bajra/Bulrush Millet/Spiked Millet)	IRR				District Level	54	1731.25	
25	Belagavi	Athani	KAGAVADA	Hobli	Pearl Millet (Bajra/Bulrush Millet/Spiked Millet)	IRR				District Level	54	1731.25	
26	Belagavi	Athani	TELASANGA	Hobli	Pearl Millet (Bajra/Bulrush Millet/Spiked Millet)	IRR				District Level	54	1731.25	
27	Belagavi	Athani	ANANTAPURA	Hobli	Pearl Millet (Bajra/Bulrush Millet/Spiked Millet)	RF		10	710.34				
28	Belagavi	Athani	ATHANI	Hobli	Pearl Millet (Bajra/Bulrush Millet/Spiked Millet)	RF				Taluk Level	18	675.49	
29	Belagavi	Athani	KAGAVADA	Hobli	Pearl Millet (Bajra/Bulrush Millet/Spiked Millet)	RF				Taluk Level	18	675.49	
30	Belagavi	Athani	TELASANGA	Hobli	Pearl Millet (Bajra/Bulrush Millet/Spiked Millet)	RF				Taluk Level	18	675.49	

Government of Karnataka
Directorate of Economics and Statistics
Hobli Level Average Yield data for Kharif season 2018-19

S.N	District	Taluk	Insurance Unit (hobli/ GP)	GP/HOBLI	Crop	IRR_R F	Area_Sown_Ha	No_CCE_C onducted	Average Yield(Kg/Ha)	Name_Of_Higher_Le vel	No_cce Conducted_Higher	Higher average Yield(Kg/Ha)	Neighbouring Yield
31	Belagavi	Athani	TELASANGA	Hobli	Pigeon pea (red gram/arhar/tur)	IRR				Taluk Level	2	1103.19	
32	Belagavi	Athani	ANANTAPURA	Hobli	Pigeon pea (red gram/arhar/tur)	RF				Taluk Level	28	504.49	
33	Belagavi	Athani	ATHANI	Hobli	Pigeon pea (red gram/arhar/tur)	RF		10	530.97				
34	Belagavi	Athani	KAGAVADA	Hobli	Pigeon pea (red gram/arhar/tur)	RF				Taluk Level	28	504.49	
35	Belagavi	Athani	TELASANGA	Hobli	Pigeon pea (red gram/arhar/tur)	RF		10	690.74				
36	Belagavi	Athani	ANANTAPURA	Hobli	Sorghum (Jowar/Great Millet)	IRR				District Level	98	3050.00	
37	Belagavi	Athani	ATHANI	Hobli	Sorghum (Jowar/Great Millet)	IRR				District Level	98	3050.00	
38	Belagavi	Athani	KAGAVADA	Hobli	Sorghum (Jowar/Great Millet)	IRR				District Level	98	3050.00	
39	Belagavi	Athani	TELASANGA	Hobli	Sorghum (Jowar/Great Millet)	IRR				District Level	98	3050.00	
40	Belagavi	Athani	ANANTAPURA	Hobli	Sorghum (Jowar/Great Millet)	RF				District Level	272	1910.20	
41	Belagavi	Athani	ATHANI	Hobli	Sorghum (Jowar/Great Millet)	RF				District Level	272	1910.20	
42	Belagavi	Athani	KAGAVADA	Hobli	Sorghum (Jowar/Great Millet)	RF				District Level	272	1910.20	
43	Belagavi	Athani	TELASANGA	Hobli	Sorghum (Jowar/Great Millet)	RF				District Level	272	1910.20	
44	Belagavi	Athani	ANANTAPURA	Hobli	Soybean (bhat)	IRR				Taluk Level	29	1223.88	
45	Belagavi	Athani	ATHANI	Hobli	Soybean (bhat)	IRR				Taluk Level	29	1223.88	
46	Belagavi	Athani	KAGAVADA	Hobli	Soybean (bhat)	IRR		10	1512.32				

Government of Karnataka
Directorate of Economics and Statistics

Hobli Level Average Yield data for Kharif season 2018-19

S.N	District	Taluk	Insurance Unit (hobli/ GP)	GP/HOBLI	Crop	IRR_R F	Area_Sown_Ha	No_CCE_C onducted	Average Yield(Kg/Ha)	Name_Of_Higher_Level	No_cce Conducted_Higher	Higher average Yield(Kg/Ha)	Neighbouring Yield
47	Belagavi	Athani	TELASANGA	Hobli	Soybean (bhat)	IRR		10	1086.12				
48	Belagavi	Athani	ANANTAPURA	Hobli	Soybean (bhat)	RF				Taluk Level	4	679.54	
49	Belagavi	Athani	ATHANI	Hobli	Soybean (bhat)	RF				Taluk Level	4	679.54	
50	Belagavi	Athani	KAGAVADA	Hobli	Soybean (bhat)	RF				Taluk Level	4	679.54	
51	Belagavi	Athani	TELASANGA	Hobli	Soybean (bhat)	RF				Taluk Level	4	679.54	
52	Belagavi	Athani	ANANTAPURA	Hobli	SUNFLOWER	IRR				District Level	100	1565.26	
53	Belagavi	Athani	TELASANGA	Hobli	SUNFLOWER	IRR				District Level	100	1565.26	
54	Belagavi	Athani	ANANTAPURA	Hobli	SUNFLOWER	RF				District Level	110	808.19	
55	Belagavi	Athani	TELASANGA	Hobli	SUNFLOWER	RF				District Level	110	808.19	
56	Belagavi	Athani	ANANTAPURA	Hobli	Turmeric	NS		10	19480.00				
57	Belagavi	Athani	ATHANI	Hobli	Turmeric	NS		10	31226.00				
58	Belagavi	Athani	KAGAVADA	Hobli	Turmeric	NS		10	30336.00				
59	Belagavi	Athani	TELASANGA	Hobli	Turmeric	NS		10	26420.92				
60	Belagavi	Bailhongal	NESARAGI	Hobli	Black Gram (urd bean)	RF		10	793.36				
61	Belagavi	Bailhongal	NESARAGI	Hobli	Cabbage	NS		10	28192.40				
62	Belagavi	Bailhongal	BAILAHONGALA	Hobli	COTTON	IRR		10	857.85				

9.

Government of Karnataka
Directorate of Economics and Statistics
Hobli Level Average Yield data for Kharif season 2018-19

S.N	District	Taluk	Insurance Unit (hobli/ GP)	GP/HOBLI	Crop	IRR_R F	Area Sown Ha	No_CCE_C onducted	Average Yield(Kg/Ha)	Name_Of Higher_Level	No_cce Conducted_Higher	Higher average Yield(Kg/Ha)	Neighbouring Yield
63	Belagavi	Bailhongal	BAILAHONGALA	Hobli	COTTON	RF				Taluk Level	16	656.96	
64	Belagavi	Bailhongal	NESARAGI	Hobli	COTTON	RF				Taluk Level	16	656.96	
65	Belagavi	Bailhongal	BAILAHONGALA	Hobli	Green Gram (Moong Bean/ Moong)	RF		10	823.49				
66	Belagavi	Bailhongal	NESARAGI	Hobli	Green Gram (Moong Bean/ Moong)	RF		10	651.99				
67	Belagavi	Bailhongal	BAILAHONGALA	Hobli	GROUNDNUT	RF		10	1706.74				
68	Belagavi	Bailhongal	NESARAGI	Hobli	GROUNDNUT	RF		10	1263.09				
69	Belagavi	Bailhongal	NESARAGI	Hobli	Horse Gram (kulthi/kultha)	RF				Taluk Level	6	411.22	
70	Belagavi	Bailhongal	BAILAHONGALA	Hobli	Maize (Makka)	IRR		10	5998.59				
71	Belagavi	Bailhongal	NESARAGI	Hobli	Maize (Makka)	IRR				Taluk Level	10	5998.59	
72	Belagavi	Bailhongal	NESARAGI	Hobli	Navane	RF		10	498.74				
73	Belagavi	Bailhongal	BAILAHONGALA	Hobli	PADDY	RF				Taluk Level	4	1926.48	
74	Belagavi	Bailhongal	NESARAGI	Hobli	Pearl Millet (Bajra/Bulrush Millet/Spiked Millet)	RF		10	733.39				
75	Belagavi	Bailhongal	BAILAHONGALA	Hobli	Pigeon pea (red gram/arhar/tur)	RF		10	2272.99				
76	Belagavi	Bailhongal	NESARAGI	Hobli	Pigeon pea (red gram/arhar/tur)	RF				Taluk Level	18	1345.69	
77	Belagavi	Bailhongal	BAILAHONGALA	Hobli	Save	RF		10	2110.18				
78	Belagavi	Bailhongal	NESARAGI	Hobli	Save	RF				Taluk Level	14	1986.67	

(S)

Government of Karnataka
Directorate of Economics and Statistics
Hobli Level Average Yield data for Kharif season 2018-19

S.N	District	Taluk	Insurance Unit (hobli/ GP)	GP/HOBLI	Crop	IRR_R F	Area_Sown_Ha	No_CCE_C onducted	Average Yield(Kg/Ha)	Name_Of_Higher_Level	No_cce Conducted_Higher	Higher average Yield(Kg/Ha)	Neighbouring Yield
79	Belagavi	Bailhongal	BAILAHONGALA	Hobli	Sorghum (Jowar/Great Millet)	RF				Taluk Level	12	2007.59	
80	Belagavi	Bailhongal	NESARAGI	Hobli	Sorghum (Jowar/Great Millet)	RF				Taluk Level	12	2007.59	
81	Belagavi	Bailhongal	BAILAHONGALA	Hobli	Soybean (bhat)	IRR		10	1964.22				
82	Belagavi	Bailhongal	NESARAGI	Hobli	Soybean (bhat)	IRR				Taluk Level	10	1964.22	
83	Belagavi	Bailhongal	NESARAGI	Hobli	SUNFLOWER	RF		10	453.58				
84	Belagavi	Bailhongal	BAILAHONGALA	Hobli	Tomato	NS		10	11860.80				
85	Belagavi	Bailhongal	NESARAGI	Hobli	Tomato	NS		10	11024.80				
86	Belagavi	Belagavi	KAKATI	Hobli	Cabbage	NS				Taluk Level	8	43212.50	
87	Belagavi	Belagavi	KAKATI	Hobli	COTTON	RF		10	401.32				
88	Belagavi	Belagavi	BAGEVADI	Hobli	GROUNDNUT	RF		10	1273.53				
89	Belagavi	Belagavi	BELAGAVI	Hobli	GROUNDNUT	RF				Taluk Level	39	1040.10	
90	Belagavi	Belagavi	KAKATI	Hobli	GROUNDNUT	RF		10	1086.51				
91	Belagavi	Belagavi	UCHAGANVA	Hobli	GROUNDNUT	RF		10	1050.02				
92	Belagavi	Belagavi	BAGEVADI	Hobli	Maize (Makka)	RF				Taluk Level	10	4161.54	
93	Belagavi	Belagavi	KAKATI	Hobli	Maize (Makka)	RF		10	4161.54				
94	Belagavi	Belagavi	BAGEVADI	Hobli	PADDY	IRR				Taluk Level	12	3877.03	

(S)

Government of Karnataka
Directorate of Economics and Statistics
Hobli Level Average Yield data for Kharif season 2018-19

S.N	District	Taluk	Insurance Unit (hobli/ GP)	GP/HOBLI	Crop	IRR_R F	Area Sown_Ha	No_CCE_C onducted	Average Yield(Kg/Ha)	Name_Of_Higher_Level	No_cce Conducted_Higher	Higher average Yield(Kg/Ha)	Neighbouring Yield
95	Belagavi	Belagavi	KAKATI	Hobli	PADDY	IRR		10	3976.49				
96	Belagavi	Belagavi	UCHAGANVA	Hobli	PADDY	IRR				Taluk Level	12	3877.03	
97	Belagavi	Belagavi	BAGEVADI	Hobli	Pigeon pea (red gram/arhar/tur)	RF				District Level	142	538.31	
98	Belagavi	Belagavi	BELAGAVI	Hobli	Potato	RF		10	13162.72				
99	Belagavi	Belagavi	KAKATI	Hobli	Potato	RF		10	11138.40				
100	Belagavi	Belagavi	UCHAGANVA	Hobli	Potato	RF				Taluk Level	28	11391.83	
101	Belagavi	Belagavi	BAGEVADI	Hobli	RAGI	RF		10	1408.51				
102	Belagavi	Belagavi	KAKATI	Hobli	RAGI	RF		10	1562.83				
103	Belagavi	Belagavi	UCHAGANVA	Hobli	RAGI	RF		10	1438.41				
104	Belagavi	Belagavi	BAGEVADI	Hobli	Sorghum (Jowar/Great Millet)	RF				Taluk Level	12	2049.50	
105	Belagavi	Belagavi	BELAGAVI	Hobli	Sorghum (Jowar/Great Millet)	RF				Taluk Level	12	2049.50	
106	Belagavi	Belagavi	KAKATI	Hobli	Sorghum (Jowar/Great Millet)	RF				Taluk Level	12	2049.50	
107	Belagavi	Belagavi	BAGEVADI	Hobli	Soybean (bhat)	IRR				District Level	126	1375.08	
108	Belagavi	Belagavi	BAGEVADI	Hobli	Soybean (bhat)	RF		10	1431.37				
109	Belagavi	Belagavi	BELAGAVI	Hobli	Soybean (bhat)	RF		10	1482.62				
110	Belagavi	Belagavi	KAKATI	Hobli	Soybean (bhat)	RF		10	1526.66				

**Government of Karnataka
Directorate of Economics and Statistics**

Hobli Level Average Yield data for Kharif season 2018-19

S.N	District	Taluk	Insurance Unit (hobli/ GP)	GP/HOBLI	Crop	IRR_R F	Area_Sown_Ha	No_CCE_C onducted	Average Yield(Kg/Ha)	Name_Of_Higher_Level	No_cce Conducted_Higher	Higher average Yield(Kg/Ha)	Neighbouring Yield
111	Belagavi	Belagavi	UCHAGANVA	Hobli	Soybean (bhat)	RF		10	1248.33				
112	Belagavi	Belagavi	BAGEVADI(H)	Hobli	Sugarcane(Irrigated)	IRR			79214.40				
113	Belagavi	Belagavi	KAKATI(H)	Hobli	Sugarcane(Irrigated)	IRR			96306.00				
114	Belagavi	Belagavi	UCHAGANVA(H)	Hobli	Sugarcane(Irrigated)	IRR			80280.00				
115	Belagavi	Belagavi	BAGEVADI	Hobli	SUNFLOWER	RF				District Level	110	808.19	
116	Belagavi	Belagavi	KAKATI	Hobli	Tomato	NS		10	8659.72				
117	Belagavi	Chikkodi	NAGARAMUNNOLI	Hobli	Black Gram (urd bean)	RF		10	536.01				
118	Belagavi	Chikkodi	SADALAGA	Hobli	Black Gram (urd bean)	RF				Taluk Level	19	634.91	
119	Belagavi	Chikkodi	CHIKKODI	Hobli	COTTON	IRR				Taluk Level	9	370.01	
120	Belagavi	Chikkodi	NAGARAMUNNOLI	Hobli	COTTON	RF		10	398.99				
121	Belagavi	Chikkodi	CHIKKODI	Hobli	Green Gram (Moong Bean/ Moong)	RF		10	528.39				
122	Belagavi	Chikkodi	NAGARAMUNNOLI	Hobli	Green Gram (Moong Bean/ Moong)	RF		10	636.30				
123	Belagavi	Chikkodi	SADALAGA	Hobli	Green Gram (Moong Bean/ Moong)	RF				Taluk Level	29	648.50	
124	Belagavi	Chikkodi	CHIKKODI	Hobli	GROUNDNUT	IRR		10	2009.46				
125	Belagavi	Chikkodi	NAGARAMUNNOLI	Hobli	GROUNDNUT	IRR		10	1460.65				

Government of Karnataka
Directorate of Economics and Statistics
Hobli Level Average Yield data for Kharif season 2018-19

S.N	District	Taluk	Insurance Unit (hobli/ GP)	GP/HOBLI	Crop	IRR_R F	Area Sown_Ha	No_CCE_C onducted	Average Yield(Kg/Ha)	Name_Of_Higher_Level	No_cce Conducted_Higher	Higher average Yield(Kg/Ha)	Neighbouring Yield
126	Belagavi	Chikkodi	SADALAGA	Hobli	GROUNDNUT	IRR		10	2322.61				
127	Belagavi	Chikkodi	CHIKKODI	Hobli	Horse Gram (kulthi/kultha)	RF				District Level	26	473.62	
128	Belagavi	Chikkodi	NAGARAMUNNOLI	Hobli	Horse Gram (kulthi/kultha)	RF				District Level	26	473.62	
129	Belagavi	Chikkodi	CHIKKODI	Hobli	Maize (Makka)	IRR				Taluk Level	27	3827.85	
130	Belagavi	Chikkodi	NAGARAMUNNOLI	Hobli	Maize (Makka)	IRR		10	5288.48				
131	Belagavi	Chikkodi	SADALAGA	Hobli	Maize (Makka)	IRR		10	3490.98				
132	Belagavi	Chikkodi	CHIKKODI	Hobli	Maize (Makka)	RF		10	2383.06				
133	Belagavi	Chikkodi	NAGARAMUNNOLI	Hobli	Maize (Makka)	RF		10	4284.75				
134	Belagavi	Chikkodi	SADALAGA	Hobli	Maize (Makka)	RF		10	3032.06				
135	Belagavi	Chikkodi	CHIKKODI	Hobli	Onion	IRR				District Level	89	13483.60	
136	Belagavi	Chikkodi	NAGARAMUNNOLI	Hobli	Onion	IRR				District Level	89	13483.60	
137	Belagavi	Chikkodi	SADALAGA	Hobli	PADDY	IRR		10	3761.94				
138	Belagavi	Chikkodi	CHIKKODI	Hobli	PADDY	RF				District Level	435	4030.78	
139	Belagavi	Chikkodi	SADALAGA	Hobli	PADDY	RF				District Level	435	4030.78	
140	Belagavi	Chikkodi	CHIKKODI	Hobli	Pearl Millet (Bajra/Bulrush Millet/Spiked Millet)	RF				Taluk Level	10	517.67	
141	Belagavi	Chikkodi	NAGARAMUNNOLI	Hobli	Pearl Millet (Bajra/Bulrush Millet/Spiked Millet)	RF		10	517.67				

**Government of Karnataka
Directorate of Economics and Statistics**

Hobli Level Average Yield data for Kharif season 2018-19

S.N	District	Taluk	Insurance Unit (hobli/ GP)	GP/HOBLI	Crop	IRR_R F	Area_Sown_Ha	No_CCE_C onducted	Average Yield(Kg/Ha)	Name_Of_Higher_Level	No_cce Conducted_Higher	Higher average Yield(Kg/Ha)	Neighbouring Yield
142	Belagavi	Chikkodi	CHIKKODI	Hobli	Pigeon pea (red gram/arhar/tur)	RF		10	304.76				
143	Belagavi	Chikkodi	NAGARAMUNNOLI	Hobli	Pigeon pea (red gram/arhar/tur)	RF		10	189.62				
144	Belagavi	Chikkodi	CHIKKODI	Hobli	RAGI	IRR				State Level	1160	1962.44	
145	Belagavi	Chikkodi	CHIKKODI	Hobli	Sorghum (Jowar/Great Millet)	IRR				Taluk Level	20	2156.08	
146	Belagavi	Chikkodi	NAGARAMUNNOLI	Hobli	Sorghum (Jowar/Great Millet)	IRR		10	2497.70				
147	Belagavi	Chikkodi	SADALAGA	Hobli	Sorghum (Jowar/Great Millet)	IRR		10	1814.47				
148	Belagavi	Chikkodi	CHIKKODI	Hobli	Sorghum (Jowar/Great Millet)	RF				Taluk Level	27	2382.97	
149	Belagavi	Chikkodi	NAGARAMUNNOLI	Hobli	Sorghum (Jowar/Great Millet)	RF		10	2165.27				
150	Belagavi	Chikkodi	SADALAGA	Hobli	Sorghum (Jowar/Great Millet)	RF		10	3635.27				
151	Belagavi	Chikkodi	CHIKKODI	Hobli	Soybean (bhat)	IRR				Taluk Level	29	1110.81	
152	Belagavi	Chikkodi	NAGARAMUNNOLI	Hobli	Soybean (bhat)	IRR		10	1043.23				
153	Belagavi	Chikkodi	SADALAGA	Hobli	Soybean (bhat)	IRR		10	1752.34				
154	Belagavi	Chikkodi	CHIKKODI	Hobli	Soybean (bhat)	RF		10	594.99				
155	Belagavi	Chikkodi	NAGARAMUNNOLI	Hobli	Soybean (bhat)	RF				Taluk Level	29	933.73	
156	Belagavi	Chikkodi	SADALAGA	Hobli	Soybean (bhat)	RF		10	1515.21				
157	Belagavi	Chikkodi	CHIKKODI(H)	Hobli	Tobacco(Irrigated)	IRR			1054.77				

Government of Karnataka
Directorate of Economics and Statistics
Hobli Level Average Yield data for Kharif season 2018-19

S.N	District	Taluk	Insurance Unit (hobli/ GP)	GP/HOBLI	Crop	IRR_R F	Area Sown Ha	No_CCE_C onducted	Average Yield(Kg/Ha)	Name Of Higher Level	No_cce Conducted Higher	Higher average Yield(Kg/Ha)	Neighbouring Yield
158	Belagavi	Chikkodi	SADALAGA(H)	Hobli	Tobacco(Irrigated)	IRR						984.28	
159	Belagavi	Chikkodi	CHIKKODI(H)	Hobli	Tobacco(Non Irrigated)	RF						797.56	
160	Belagavi	Chikkodi	NAGARAMUNNOLI(H)	Hobli	Tobacco(Non Irrigated)	RF						797.56	
161	Belagavi	Chikkodi	SADALAGA(H)	Hobli	Tobacco(Non Irrigated)	RF						797.56	
162	Belagavi	Chikkodi	CHIKKODI	Hobli	Tomato	NS		10	11638.80				
163	Belagavi	Chikkodi	NAGARAMUNNOLI	Hobli	Tomato	NS				Taluk Level	22	12967.18	
164	Belagavi	Chikkodi	SADALAGA	Hobli	Tomato	NS		10	14761.80				
165	Belagavi	Chikkodi	NAGARAMUNNOLI	Hobli	Turmeric	NS				Taluk Level	8	35919.30	
166	Belagavi	Gokak	GOKAKA	Hobli	Green Gram (Moong Bean/ Moong)	RF		10	514.49				
167	Belagavi	Gokak	KOWJALAGI	Hobli	Green Gram (Moong Bean/ Moong)	RF		10	333.18				
168	Belagavi	Gokak	ARABHANVI	Hobli	GROUNDNUT	IRR				Taluk Level	20	2551.10	
169	Belagavi	Gokak	GOKAKA	Hobli	GROUNDNUT	IRR				Taluk Level	20	2551.10	
170	Belagavi	Gokak	KOWJALAGI	Hobli	GROUNDNUT	IRR		10	2904.85				
171	Belagavi	Gokak	GOKAKA	Hobli	GROUNDNUT	RF				Taluk Level	13	1121.64	
172	Belagavi	Gokak	KOWJALAGI	Hobli	GROUNDNUT	RF				Taluk Level	13	1121.64	

**Government of Karnataka
Directorate of Economics and Statistics**

Hobli Level Average Yield data for Kharlf season 2018-19

S.N	District	Taluk	Insurance Unit (hobli/ GP)	GP/HOBLI	Crop	IRR_R F	Area_Sown_Ha	No_CCE_C onducted	Average Yield(Kg/Ha)	Name_Of_Higher_Level	No_cce Conducted_Higher	Higher average Yield(Kg/Ha)	Neighbouring Yield
173	Belagavi	Gokak	GOKAKA	Hobli	Horse Gram (kulthi/kultha)	RF				District Level	26	473.62	
174	Belagavi	Gokak	KOWJALAGI	Hobli	Horse Gram (kulthi/kultha)	RF				District Level	26	473.62	
175	Belagavi	Gokak	GOKAKA	Hobli	Maize (Makka)	RF				Taluk Level	2	1667.59	
176	Belagavi	Gokak	KOWJALAGI	Hobli	Maize (Makka)	RF				Taluk Level	2	1667.59	
177	Belagavi	Gokak	KOWJALAGI	Hobli	Onion	IRR		10	23676.00				
178	Belagavi	Gokak	GOKAKA	Hobli	Pearl Millet (Bajra/Bulrush Millet/Spiked Millet)	IRR				District Level	54	1731.25	
179	Belagavi	Gokak	GOKAKA	Hobli	Pearl Millet (Bajra/Bulrush Millet/Spiked Millet)	RF				Taluk Level	8	885.70	
180	Belagavi	Gokak	KOWJALAGI	Hobli	Pearl Millet (Bajra/Bulrush Millet/Spiked Millet)	RF				Taluk Level	8	885.70	
181	Belagavi	Gokak	KOWJALAGI	Hobli	Pigeon pea (red gram/arhar/tur)	IRR				Taluk Level	9	547.99	
182	Belagavi	Gokak	GOKAKA	Hobli	Pigeon pea (red gram/arhar/tur)	RF		10	422.94				
183	Belagavi	Gokak	KOWJALAGI	Hobli	Pigeon pea (red gram/arhar/tur)	RF				Taluk Level	10	422.94	
184	Belagavi	Gokak	GOKAKA	Hobli	Sesame (Gingelly/Til)/Sesamum	RF				District Level	6	1453.82	
185	Belagavi	Gokak	ARABHANVI	Hobli	Sorghum (Jowar/Great Millet)	IRR				Taluk Level	12	4590.68	
186	Belagavi	Gokak	GOKAKA	Hobli	Sorghum (Jowar/Great Millet)	IRR				Taluk Level	12	4590.68	
187	Belagavi	Gokak	KOWJALAGI	Hobli	Sorghum (Jowar/Great Millet)	IRR				Taluk Level	12	4590.68	

Government of Karnataka
Directorate of Economics and Statistics
Hobli Level Average Yield data for Kharif season 2018-19

S.N	District	Taluk	Insurance Unit (hobli/ GP)	GP/HOBLI	Crop	IRR_R F	Area_Sown_Ha	No_CCE_C onducted	Average Yield(Kg/Ha)	Name_Of_Higher_Level	No_cce Conducted_Higher	Higher average Yield(Kg/Ha)	Neighbouring Yield
188	Belagavi	Gokak	ARABHANVI	Hobli	Sorghum (Jowar/Great Millet)	RF				Taluk Level	8	2666.77	
189	Belagavi	Gokak	GOKAKA	Hobli	Sorghum (Jowar/Great Millet)	RF				Taluk Level	8	2666.77	
190	Belagavi	Gokak	KOWJALAGI	Hobli	Sorghum (Jowar/Great Millet)	RF				Taluk Level	8	2666.77	
191	Belagavi	Gokak	ARABHANVI	Hobli	Soybean (bhat)	IRR		10	1897.95				
192	Belagavi	Gokak	GOKAKA	Hobli	Soybean (bhat)	IRR				Taluk Level	22	1748.50	
193	Belagavi	Gokak	KOWJALAGI	Hobli	Soybean (bhat)	IRR				Taluk Level	22	1748.50	
194	Belagavi	Gokak	ARABHANVI	Hobli	Soybean (bhat)	RF				Taluk Level	4	1070.79	
195	Belagavi	Gokak	GOKAKA	Hobli	Soybean (bhat)	RF				Taluk Level	4	1070.79	
196	Belagavi	Gokak	KOWJALAGI	Hobli	Soybean (bhat)	RF				Taluk Level	4	1070.79	
197	Belagavi	Gokak	ARABHANVI(H)	Hobli	Sugarcane(Irrigated)	IRR			106968.00				
198	Belagavi	Gokak	ARABHANVI	Hobli	SUNFLOWER	IRR		10	2046.78				
199	Belagavi	Gokak	GOKAKA	Hobli	SUNFLOWER	IRR		10	948.46				
200	Belagavi	Gokak	KOWJALAGI	Hobli	SUNFLOWER	IRR		10	1567.70				
201	Belagavi	Gokak	ARABHANVI	Hobli	SUNFLOWER	RF				Taluk Level	20	850.86	
202	Belagavi	Gokak	GOKAKA	Hobli	SUNFLOWER	RF		10	722.01				

**Government of Karnataka
Directorate of Economics and Statistics**

Hobli Level Average Yield data for Kharif season 2018-19

S.N	District	Taluk	Insurance Unit (hobli/ GP)	GP/HOBLI	Crop	IRR_R F	Area_Sown_Ha	No_CCE_C onducted	Average Yield(Kg/Ha)	Name_Of_Higher_Level	No_cce Conducted_Higher	Higher average Yield(Kg/Ha)	Neighbouring Yield
203	Belagavi	Gokak	KOWJALAGI	Hobli	SUNFLOWER	RF		10	979.70				
204	Belagavi	Gokak	ARABHANVI	Hobli	Tomato	NS		10	8188.00				
205	Belagavi	Gokak	GOKAKA	Hobli	Tomato	NS		10	11440.00				
206	Belagavi	Gokak	ARABHANVI	Hobli	Turmeric	NS		10	34504.00				
207	Belagavi	Hukkeri	HUKKERI	Hobli	COTTON	IRR		10	283.16				
208	Belagavi	Hukkeri	YAMAKANAMARDI	Hobli	COTTON	IRR		10	566.32				
209	Belagavi	Hukkeri	HUKKERI	Hobli	COTTON	RF		10	369.76				
210	Belagavi	Hukkeri	SANKESHVARA	Hobli	COTTON	RF		10	404.72				
211	Belagavi	Hukkeri	YAMAKANAMARDI	Hobli	COTTON	RF		10	368.67				
212	Belagavi	Hukkeri	HUKKERI	Hobli	GROUNDNUT	IRR		10	1387.41				
213	Belagavi	Hukkeri	SANKESHVARA	Hobli	GROUNDNUT	IRR		10	1453.75				
214	Belagavi	Hukkeri	HUKKERI	Hobli	GROUNDNUT	RF		10	794.88				
215	Belagavi	Hukkeri	SANKESHVARA	Hobli	GROUNDNUT	RF		10	1230.62				
216	Belagavi	Hukkeri	YAMAKANAMARDI	Hobli	GROUNDNUT	RF		10	1511.02				
217	Belagavi	Hukkeri	HUKKERI	Hobli	Maize (Makka)	IRR		10	5409.83				

Government of Karnataka
Directorate of Economics and Statistics
Hobli Level Average Yield data for Kharif season 2018-19

S.N	District	Taluk	Insurance Unit (hobli/ GP)	GP/HOBLI	Crop	IRR_R F	Area Sown Ha	No_CCE_C onducted	Average Yield(Kg/Ha)	Name_Of_Higher_Level	No_cce Conducted_Higher	Higher average Yield(Kg/Ha)	Neighbouring Yield
218	Belagavi	Hukkeri	SANKESHVARA	Hobli	Maize (Makka)	IRR		10	4593.17				
219	Belagavi	Hukkeri	YAMAKANAMARDI	Hobli	Maize (Makka)	IRR				Taluk Level	28	5193.80	
220	Belagavi	Hukkeri	HUKKERI	Hobli	Maize (Makka)	RF		10	4764.85				
221	Belagavi	Hukkeri	SANKESHVARA	Hobli	Maize (Makka)	RF		10	4922.16				
222	Belagavi	Hukkeri	YAMAKANAMARDI	Hobli	Maize (Makka)	RF		10	3658.08				
223	Belagavi	Hukkeri	HUKKERI	Hobli	PADDY	IRR				Taluk Level	4	3372.25	
224	Belagavi	Hukkeri	HUKKERI	Hobli	PADDY	RF				Taluk Level	20	2774.42	
225	Belagavi	Hukkeri	SANKESHVARA	Hobli	PADDY	RF		10	2418.34				
226	Belagavi	Hukkeri	YAMAKANAMARDI	Hobli	PADDY	RF		10	3130.50				
227	Belagavi	Hukkeri	HUKKERI	Hobli	Pearl Millet (Bajra/Bulrush Millet/Spiked Millet)	RF				District Level	128	913.43	
228	Belagavi	Hukkeri	YAMAKANAMARDI	Hobli	Pigeon pea (red gram/arhar/tur)	RF		10	1175.94				
229	Belagavi	Hukkeri	HUKKERI	Hobli	Sorghum (Jowar/Great Millet)	IRR		10	2004.24				
230	Belagavi	Hukkeri	SANKESHVARA	Hobli	Sorghum (Jowar/Great Millet)	IRR				Taluk Level	10	2004.24	
231	Belagavi	Hukkeri	HUKKERI	Hobli	Soybean (bhat)	IRR		10	1636.54				
232	Belagavi	Hukkeri	SANKESHVARA	Hobli	Soybean (bhat)	IRR		10	1440.67				
233	Belagavi	Hukkeri	SANKESHVARA(H)	Hobli	Sugarcane(Irrigated)	IRR			92479.60				

Government of Karnataka
Directorate of Economics and Statistics

Hobli Level Average Yield data for Kharif season 2018-19

S.N	District	Taluk	Insurance Unit (hobli/ GP)	GP/HOBLI	Crop	IRR_R F	Area_Sown_Ha	No_CCE_C onducted	Average Yield(Kg/Ha)	Name_Of_Higher_Level	No_cce Conducted_Higher	Higher average Yield(Kg/Ha)	Neighbouring Yield
234	Belagavi	Hukkeri	YAMAKANAMARDI(H)	Hobli	Sugarcane(Irrigated)	IRR			83027.20				
235	Belagavi	Hukkeri	SANKESHVARA(H)	Hobli	Tobacco(Non Irrigated)	RF			1252.31				
236	Belagavi	Hukkeri	HUKKERI	Hobli	Tomato	NS		10	12423.48				
237	Belagavi	Hukkeri	SANKESHVARA	Hobli	Tomato	NS		10	10766.00				
238	Belagavi	Khanapur	BEEDI	Hobli	GROUNDNUT	RF		10	447.13				
239	Belagavi	Khanapur	GUNJI	Hobli	GROUNDNUT	RF		10	668.08				
240	Belagavi	Khanapur	JAMBOTI	Hobli	GROUNDNUT	RF		10	1123.91				
241	Belagavi	Khanapur	KHANAPURA	Hobli	GROUNDNUT	RF		10	850.76				
242	Belagavi	Khanapur	BEEDI	Hobli	Horse Gram (kulthi/kultha)	RF				District Level	26	473.62	
243	Belagavi	Khanapur	BEEDI	Hobli	Maize (Makka)	RF		10	3590.10				
244	Belagavi	Khanapur	KHANAPURA	Hobli	Maize (Makka)	RF				Taluk Level	18	3140.45	
245	Belagavi	Khanapur	BEEDI	Hobli	PADDY	IRR		10	3824.21				
246	Belagavi	Khanapur	GUNJI	Hobli	PADDY	IRR		10	3664.20				
247	Belagavi	Khanapur	JAMBOTI	Hobli	PADDY	IRR		10	4869.36				
248	Belagavi	Khanapur	KHANAPURA	Hobli	PADDY	IRR		10	3187.74				
249	Belagavi	Khanapur	JAMBOTI	Hobli	Potato	RF				Taluk Level	4	11925.00	

21

Government of Karnataka
Directorate of Economics and Statistics
Hobli Level Average Yield data for Kharif season 2018-19

S.N	District	Taluk	Insurance Unit (hobli/ GP)	GP/HOBLI	Crop	IRR_R F	Area_Sown_Ha	No_CCE_C onducted	Average Yield(Kg/Ha)	Name_Of_Higher_Le vel	No_cce Conducted_Higher	Higher average Yield(Kg/Ha)	Neighbouring Yield
250	Belagavi	Khanapur	GUNJI	Hobli	RAGI	RF		10	818.34				
251	Belagavi	Khanapur	JAMBOTI	Hobli	RAGI	RF		10	1286.68				
252	Belagavi	Khanapur	BEEDI	Hobli	Sorghum (Jowar/Great Millet)	RF				District Level	272	1910.20	
253	Belagavi	Khanapur	KHANAPURA	Hobli	Soybean (bhat)	RF				Taluk Level	8	640.64	
254	Belagavi	Khanapur	BEEDI(H)	Hobli	Sugarcane(Irrigated)	IRR			90226.00				
255	Belagavi	Khanapur	JAMBOTI(H)	Hobli	Sugarcane(Irrigated)	IRR			89796.00				
256	Belagavi	Khanapur	KHANAPURA(H)	Hobli	Sugarcane(Irrigated)	IRR			73942.00				
257	Belagavi	Kittur	KITTURA	Hobli	Cabbage	NS		10	8620.60				
258	Belagavi	Kittur	KITTURA	Hobli	COTTON	RF		10	668.39				
259	Belagavi	Kittur	KITTURA	Hobli	Green Gram (Moong Bean/ Moong)	RF				Taluk Level	2	370.80	
260	Belagavi	Kittur	KITTURA	Hobli	GROUNDNUT	RF		10	1607.58				
261	Belagavi	Kittur	KITTURA	Hobli	Maize (Makka)	IRR				District Level	808	4327.41	
262	Belagavi	Kittur	KITTURA	Hobli	PADDY	IRR				Taluk Level	9	2920.91	
263	Belagavi	Kittur	KITTURA	Hobli	PADDY	RF		10	1989.63				
264	Belagavi	Kittur	KITTURA	Hobli	Save	RF				Taluk Level	8	1299.20	
265	Belagavi	Kittur	KITTURA	Hobli	Sorghum (Jowar/Great Millet)	RF				District Level	272	1910.20	

**Government of Karnataka
Directorate of Economics and Statistics**

Hobli Level Average Yield data for Kharif season 2018-19

S.N	District	Taluk	Insurance Unit (hobli/ GP)	GP/HOBLI	Crop	IRR_R F	Area_Sown_Ha	No_CCE_C onducted	Average Yield(Kg/Ha)	Name_Of_Higher_Level	No_cce Conducted_Higher	Higher average Yield(Kg/Ha)	Neighbouring Yield
266	Belagavi	Kittur	KITTURA	Hobli	Soybean (bhat)	IRR				District Level	126	1375.08	
267	Belagavi	Kittur	KITTURA(H)	Hobli	Sugarcane(Irrigated)	IRR			63028.00				
268	Belagavi	Nippani	NIPPANI	Hobli	Black Gram (urd bean)	RF		10	327.56				
269	Belagavi	Nippani	NIPPANI	Hobli	Green Gram (Moong Bean/ Moong)	RF		10	498.34				
270	Belagavi	Nippani	NIPPANI	Hobli	GROUNDNUT	IRR		10	1658.22				
271	Belagavi	Nippani	NIPPANI	Hobli	PADDY	IRR		10	3682.93				
272	Belagavi	Nippani	NIPPANI	Hobli	PADDY	RF		10	3770.34				
273	Belagavi	Nippani	NIPPANI	Hobli	Sorghum (Jowar/Great Millet)	RF		10	1284.24				
274	Belagavi	Nippani	NIPPANI	Hobli	Soybean (bhat)	IRR		10	1035.86				
275	Belagavi	Nippani	NIPPANI	Hobli	Soybean (bhat)	RF		10	985.12				
276	Belagavi	Nippani	NIPPANI(H)	Hobli	Tobacco(Irrigated)	IRR			2163.00				
277	Belagavi	Nippani	NIPPANI(H)	Hobli	Tobacco(Non Irrigated)	RF			1925.28				
278	Belagavi	Raibag	RAYABAGA	Hobli	COTTON	IRR		10	992.91				
279	Belagavi	Raibag	KUDACHI	Hobli	GROUNDNUT	IRR		10	1273.19				
280	Belagavi	Raibag	RAYABAGA	Hobli	GROUNDNUT	IRR				Taluk Level	18	1219.22	
281	Belagavi	Raibag	KUDACHI	Hobli	GROUNDNUT	RF				Taluk Level	11	617.00	

Government of Karnataka
Directorate of Economics and Statistics
Hobli Level Average Yield data for Kharif season 2018-19

S.N	District	Taluk	Insurance Unit (hobli/ GP)	GP/HOBLI	Crop	IRR_R F	Area_Sown_Ha	No_CCE_C onducted	Average Yield(Kg/Ha)	Name_Of_Higher_Level	No_cce Conducted_Higher	Higher average Yield(Kg/Ha)	Neighbouring Yield
282	Belagavi	Raibag	RAYABAGA	Hobli	GROUNDNUT	RF				Taluk Level	11	617.00	
283	Belagavi	Raibag	KUDACHI	Hobli	Horse Gram (kulthi/kultha)	RF				District Level	26	473.62	
284	Belagavi	Raibag	RAYABAGA	Hobli	Horse Gram (kulthi/kultha)	RF				District Level	26	473.62	
285	Belagavi	Raibag	KUDACHI	Hobli	Maize (Makka)	RF				Taluk Level	18	2691.87	
286	Belagavi	Raibag	RAYABAGA	Hobli	Maize (Makka)	RF		10	2021.08				
287	Belagavi	Raibag	KUDACHI	Hobli	Pearl Millet (Bajra/Bulrush Millet/Spiked Millet)	RF				Taluk Level	4	553.06	
288	Belagavi	Raibag	RAYABAGA	Hobli	Pearl Millet (Bajra/Bulrush Millet/Spiked Millet)	RF				Taluk Level	4	553.06	
289	Belagavi	Raibag	RAYABAGA	Hobli	Pigeon pea (red gram/arhar/tur)	RF				Taluk Level	8	220.64	
290	Belagavi	Raibag	KUDACHI	Hobli	Sorghum (Jowar/Great Millet)	IRR				Taluk Level	2	1112.41	
291	Belagavi	Raibag	RAYABAGA	Hobli	Sorghum (Jowar/Great Millet)	IRR				Taluk Level	2	1112.41	
292	Belagavi	Raibag	RAYABAGA	Hobli	Sorghum (Jowar/Great Millet)	RF				District Level	272	1910.20	
293	Belagavi	Raibag	KUDACHI	Hobli	Soybean (bhat)	IRR				Taluk Level	6	1052.37	
294	Belagavi	Raibag	RAYABAGA	Hobli	Soybean (bhat)	IRR				Taluk Level	6	1052.37	
295	Belagavi	Raibag	KUDACHI	Hobli	Soybean (bhat)	RF				Taluk Level	4	396.28	
296	Belagavi	Raibag	RAYABAGA	Hobli	Soybean (bhat)	RF				Taluk Level	4	396.28	

**Government of Karnataka
Directorate of Economics and Statistics**

Hobli Level Average Yield data for Kharif season 2018-19

S.N	District	Taluk	Insurance Unit (hobli/ GP)	GP/HOBLI	Crop	IRR_R F	Area Sown Ha	No_CCE_C onducted	Average Yield(Kg/Ha)	Name_Of Higher_Level	No_cce Conducted_Higher	Higher average Yield(Kg/Ha)	Neighbouring Yield
297	Belagavi	Raibag	KUDACHI(H)	Hobli	Sugarcane(Irrigated)	IRR			146692.00				
298	Belagavi	Raibag	RAYABAGA(H)	Hobli	Sugarcane(Irrigated)	IRR			157149.04				
299	Belagavi	Raibag	KUDACHI	Hobli	SUNFLOWER	IRR				District Level	100	1565.26	
300	Belagavi	Raibag	RAYABAGA	Hobli	SUNFLOWER	IRR				District Level	100	1565.26	
301	Belagavi	Raibag	RAYABAGA	Hobli	SUNFLOWER	RF				District Level	110	808.19	
302	Belagavi	Raibag	KUDACHI	Hobli	Turmeric	NS		10	48440.00				
303	Belagavi	Raibag	RAYABAGA	Hobli	Turmeric	NS		10	32996.00				
304	Belagavi	Ramadurg	SUREBANA	Hobli	COTTON	IRR		10	348.65				
305	Belagavi	Ramadurg	K CHANDARAGI	Hobli	COTTON	RF		10	463.70				
306	Belagavi	Ramadurg	SUREBANA	Hobli	COTTON	RF		10	158.16				
307	Belagavi	Ramadurg	K CHANDARAGI	Hobli	Green Gram (Moong Bean/ Moong)	RF		10	414.06				
308	Belagavi	Ramadurg	KATAKOLA	Hobli	Green Gram (Moong Bean/ Moong)	RF		10	407.88				
309	Belagavi	Ramadurg	MUDAKAVI	Hobli	Green Gram (Moong Bean/ Moong)	RF		10	404.79				
310	Belagavi	Ramadurg	SUREBANA	Hobli	Green Gram (Moong Bean/ Moong)	RF		10	256.32				
311	Belagavi	Ramadurg	K CHANDARAGI	Hobli	GROUNDNUT	IRR				Taluk Level	28	1186.85	

Government of Karnataka
Directorate of Economics and Statistics
Hobli Level Average Yield data for Kharif season 2018-19

S.N	District	Taluk	Insurance Unit (hobli/ GP)	GP/HOBLI	Crop	IRR_R F	Area Sown Ha	No_CCE_C onducted	Average Yield(Kg/Ha)	Name_Of Higher_Level	No_cce Conducted_Higher	Higher average Yield(Kg/Ha)	Neighbouring Yield
312	Belagavi	Ramadurg	KATAKOLA	Hobli	GROUNDNUT	IRR				Taluk Level	28	1186.85	
313	Belagavi	Ramadurg	MUDAKAVI	Hobli	GROUNDNUT	IRR				Taluk Level	28	1186.85	
314	Belagavi	Ramadurg	SUREBANA	Hobli	GROUNDNUT	IRR				Taluk Level	28	1186.85	
315	Belagavi	Ramadurg	K CHANDARAGI	Hobli	GROUNDNUT	RF		10	589.79				
316	Belagavi	Ramadurg	KATAKOLA	Hobli	GROUNDNUT	RF		10	643.42				
317	Belagavi	Ramadurg	MUDAKAVI	Hobli	GROUNDNUT	RF				Taluk Level	32	696.37	
318	Belagavi	Ramadurg	SUREBANA	Hobli	GROUNDNUT	RF				Taluk Level	32	696.37	
319	Belagavi	Ramadurg	K CHANDARAGI	Hobli	Horse Gram (kulthi/kultha)	RF				Taluk Level	4	546.43	
320	Belagavi	Ramadurg	KATAKOLA	Hobli	Horse Gram (kulthi/kultha)	RF				Taluk Level	4	546.43	
321	Belagavi	Ramadurg	MUDAKAVI	Hobli	Horse Gram (kulthi/kultha)	RF				Taluk Level	4	546.43	
322	Belagavi	Ramadurg	K CHANDARAGI	Hobli	Maize (Makka)	RF		10	2646.90				
323	Belagavi	Ramadurg	KATAKOLA	Hobli	Maize (Makka)	RF		10	3966.11				
324	Belagavi	Ramadurg	MUDAKAVI	Hobli	Maize (Makka)	RF				Taluk Level	38	3069.64	
325	Belagavi	Ramadurg	SUREBANA	Hobli	Maize (Makka)	RF		10	2765.87				
326	Belagavi	Ramadurg	K CHANDARAGI	Hobli	Onion	IRR		10	11504.00				
327	Belagavi	Ramadurg	KATAKOLA	Hobli	Onion	IRR		10	14508.00				

81

**Government of Karnataka
Directorate of Economics and Statistics**

Hobli Level Average Yield data for Kharif season 2018-19

S.N	District	Taluk	Insurance Unit (hobli/ GP)	GP/HOBLI	Crop	IRR_R F	Area_Sown_Ha	No_CCE_C onducted	Average Yield(Kg/Ha)	Name_Of_Higher_Level	No_cce Conducted_Higher	Higher average Yield(Kg/Ha)	Neighbouring Yield
328	Belagavi	Ramadurg	MUDAKAVI	Hobli	Onion	IRR		10	9372.00				
329	Belagavi	Ramadurg	SUREBANA	Hobli	Onion	IRR		10	14712.00				
330	Belagavi	Ramadurg	K CHANDARAGI	Hobli	Onion	RF				Taluk Level	23	3639.48	
331	Belagavi	Ramadurg	MUDAKAVI	Hobli	Onion	RF				Taluk Level	23	3639.48	
332	Belagavi	Ramadurg	SUREBANA	Hobli	Onion	RF		10	2808.80				
333	Belagavi	Ramadurg	K CHANDARAGI	Hobli	Pearl Millet (Bajra/Bulrush Millet/Spiked Millet)	IRR		10	2315.02				
334	Belagavi	Ramadurg	KATAKOLA	Hobli	Pearl Millet (Bajra/Bulrush Millet/Spiked Millet)	IRR		10	2044.01				
335	Belagavi	Ramadurg	SUREBANA	Hobli	Pearl Millet (Bajra/Bulrush Millet/Spiked Millet)	IRR		10	1667.41				
336	Belagavi	Ramadurg	K CHANDARAGI	Hobli	Pearl Millet (Bajra/Bulrush Millet/Spiked Millet)	RF		10	1362.12				
337	Belagavi	Ramadurg	KATAKOLA	Hobli	Pearl Millet (Bajra/Bulrush Millet/Spiked Millet)	RF		10	1028.87				
338	Belagavi	Ramadurg	MUDAKAVI	Hobli	Pearl Millet (Bajra/Bulrush Millet/Spiked Millet)	RF		10	1346.35				
339	Belagavi	Ramadurg	SUREBANA	Hobli	Pearl Millet (Bajra/Bulrush Millet/Spiked Millet)	RF		10	1367.47				
340	Belagavi	Ramadurg	K CHANDARAGI	Hobli	Pigeon pea (red gram/arhar/tur)	RF		10	122.32				
341	Belagavi	Ramadurg	KATAKOLA	Hobli	Pigeon pea (red gram/arhar/tur)	RF		10	267.11				
342	Belagavi	Ramadurg	MUDAKAVI	Hobli	Pigeon pea (red gram/arhar/tur)	RF		10	412.34				
343	Belagavi	Ramadurg	K CHANDARAGI	Hobli	Sorghum (Jowar/Great Millet)	IRR				Taluk Level	24	3795.99	

91

Government of Karnataka
Directorate of Economics and Statistics
Hobli Level Average Yield data for Kharif season 2018-19

S.N	District	Taluk	Insurance Unit (hobli/ GP)	GP/HOBLI	Crop	IRR_R F	Area Sown Ha	No_CCE_C onducted	Average Yield(Kg/Ha)	Name_Of Higher_Level	No_cce Conducted_Higher	Higher average Yield(Kg/Ha)	Neighbouring Yield
344	Belagavi	Ramadurg	KATAKOLA	Hobli	Sorghum (Jowar/Great Millet)	IRR				Taluk Level	24	3795.99	
345	Belagavi	Ramadurg	MUDAKAVI	Hobli	Sorghum (Jowar/Great Millet)	IRR		10	3706.14				
346	Belagavi	Ramadurg	SUREBANA	Hobli	Sorghum (Jowar/Great Millet)	IRR		10	4107.37				
347	Belagavi	Ramadurg	K CHANDARAGI	Hobli	Sorghum (Jowar/Great Millet)	RF				Taluk Level	20	2069.48	
348	Belagavi	Ramadurg	KATAKOLA	Hobli	Sorghum (Jowar/Great Millet)	RF		10	2408.29				
349	Belagavi	Ramadurg	MUDAKAVI	Hobli	Sorghum (Jowar/Great Millet)	RF				Taluk Level	20	2069.48	
350	Belagavi	Ramadurg	SUREBANA	Hobli	Sorghum (Jowar/Great Millet)	RF				Taluk Level	20	2069.48	
351	Belagavi	Ramadurg	K CHANDARAGI	Hobli	SUNFLOWER	IRR		10	1763.22				
352	Belagavi	Ramadurg	KATAKOLA	Hobli	SUNFLOWER	IRR		10	1743.09				
353	Belagavi	Ramadurg	MUDAKAVI	Hobli	SUNFLOWER	IRR		10	1434.01				
354	Belagavi	Ramadurg	SUREBANA	Hobli	SUNFLOWER	IRR		10	1940.04				
355	Belagavi	Ramadurg	K CHANDARAGI	Hobli	SUNFLOWER	RF		10	850.56				
356	Belagavi	Ramadurg	KATAKOLA	Hobli	SUNFLOWER	RF		10	1010.23				
357	Belagavi	Ramadurg	MUDAKAVI	Hobli	SUNFLOWER	RF		10	618.70				
358	Belagavi	Ramadurg	SUREBANA	Hobli	SUNFLOWER	RF		10	579.43				
359	Belagavi	Savadatti	MURAGODA	Hobli	Black Gram (urd bean)	RF		10	1189.28				

**Government of Karnataka
Directorate of Economics and Statistics**

Hobli Level Average Yield data for Kharif season 2018-19

S.N	District	Taluk	Insurance Unit (hobli/ GP)	GP/HOBLI	Crop	IRR_R F	Area Sown Ha	No_CCE_C onducted	Average Yield(Kg/Ha)	Name_Of_Higher_Level	No_cce Conducted_Higher	Higher average Yield(Kg/Ha)	Neighbouring Yield
360	Belagavi	Savadatti	MURAGODA	Hobli	Cabbage	NS				Taluk Level	9	14675.56	
361	Belagavi	Savadatti	MUNAVALLI	Hobli	COTTON	IRR		10	736.72				
362	Belagavi	Savadatti	MURAGODA	Hobli	COTTON	IRR		10	404.56				
363	Belagavi	Savadatti	SAVADATTI	Hobli	COTTON	IRR		10	398.38				
364	Belagavi	Savadatti	YARAGATTI	Hobli	COTTON	IRR		10	642.91				
365	Belagavi	Savadatti	MUNAVALLI	Hobli	COTTON	RF		10	390.65				
366	Belagavi	Savadatti	MURAGODA	Hobli	COTTON	RF		10	158.39				
367	Belagavi	Savadatti	SAVADATTI	Hobli	COTTON	RF		10	272.89				
368	Belagavi	Savadatti	YARAGATTI	Hobli	COTTON	RF		10	391.45				
369	Belagavi	Savadatti	MUNAVALLI	Hobli	Green Gram (Moong Bean/ Moong)	RF				Taluk Level	33	906.63	
370	Belagavi	Savadatti	MURAGODA	Hobli	Green Gram (Moong Bean/ Moong)	RF		10	809.58				
371	Belagavi	Savadatti	SAVADATTI	Hobli	Green Gram (Moong Bean/ Moong)	RF		10	1667.06				
372	Belagavi	Savadatti	YARAGATTI	Hobli	Green Gram (Moong Bean/ Moong)	RF		10	412.52				
373	Belagavi	Savadatti	MUNAVALLI	Hobli	GROUNDNUT	IRR				Taluk Level	24	1642.89	
374	Belagavi	Savadatti	SAVADATTI	Hobli	GROUNDNUT	IRR				Taluk Level	24	1642.89	

Government of Karnataka
Directorate of Economics and Statistics
Hobli Level Average Yield data for Kharif season 2018-19

S.N	District	Taluk	Insurance Unit (hobli/ GP)	GP/HOBLI	Crop	IRR_R F	Area_Sown_Ha	No_CCE_C onducted	Average Yield(Kg/Ha)	Name_Of_Higher_Level	No_cce Conducted_Higher	Higher average Yield(Kg/Ha)	Neighbouring Yield
375	Belagavi	Savadatti	YARAGATTI	Hobli	GROUNDNUT	IRR		10	887.09				
376	Belagavi	Savadatti	MURAGODA	Hobli	GROUNDNUT	RF		10	1166.71				
377	Belagavi	Savadatti	SAVADATTI	Hobli	GROUNDNUT	RF		10	1454.47				
378	Belagavi	Savadatti	YARAGATTI	Hobli	GROUNDNUT	RF		10	1084.35				
379	Belagavi	Savadatti	MUNAVALLI	Hobli	Horse Gram (kulthi/kultha)	RF				Taluk Level	16	478.82	
380	Belagavi	Savadatti	MURAGODA	Hobli	Horse Gram (kulthi/kultha)	RF				Taluk Level	16	478.82	
381	Belagavi	Savadatti	SAVADATTI	Hobli	Horse Gram (kulthi/kultha)	RF				Taluk Level	16	478.82	
382	Belagavi	Savadatti	YARAGATTI	Hobli	Horse Gram (kulthi/kultha)	RF		10	435.28				
383	Belagavi	Savadatti	MUNAVALLI	Hobli	Maize (Makka)	RF		10	3169.49				
384	Belagavi	Savadatti	MURAGODA	Hobli	Maize (Makka)	RF		10	3015.47				
385	Belagavi	Savadatti	SAVADATTI	Hobli	Maize (Makka)	RF		10	3773.86				
386	Belagavi	Savadatti	YARAGATTI	Hobli	Maize (Makka)	RF				Taluk Level	39	3310.67	
387	Belagavi	Savadatti	MUNAVALLI	Hobli	Navane	RF				Taluk Level	20	382.24	
388	Belagavi	Savadatti	MURAGODA	Hobli	Navane	RF		10	407.55				
389	Belagavi	Savadatti	SAVADATTI	Hobli	Navane	RF				Taluk Level	20	382.24	

**Government of Karnataka
Directorate of Economics and Statistics**

Hobli Level Average Yield data for Kharif season 2018-19

S.N	District	Taluk	Insurance Unit (hobli/ GP)	GP/HOBLI	Crop	IRR_R F	Area_Sown_Ha	No_CCE_C onducted	Average Yield(Kg/Ha)	Name_Of_Higher_Le vel	No_cce Conducted_Higher	Higher average Yield(Kg/Ha)	Neighbouring Yield
390	Belagavi	Savadatti	YARAGATTI	Hobli	Navane	RF		10	356.94				
391	Belagavi	Savadatti	MUNAVALLI	Hobli	Onion	IRR				Taluk Level	29	12240.00	
392	Belagavi	Savadatti	SAVADATTI	Hobli	Onion	IRR		10	10716.00				
393	Belagavi	Savadatti	YARAGATTI	Hobli	Onion	IRR		10	11864.00				
394	Belagavi	Savadatti	MUNAVALLI	Hobli	Onion	RF		10	7512.00				
395	Belagavi	Savadatti	MURAGODA	Hobli	Onion	RF		10	5040.00				
396	Belagavi	Savadatti	YARAGATTI	Hobli	Onion	RF		10	5360.00				
397	Belagavi	Savadatti	MUNAVALLI	Hobli	Pearl Millet (Bajra/Bulrush Millet/Spiked Millet)	IRR		10	1459.34				
398	Belagavi	Savadatti	SAVADATTI	Hobli	Pearl Millet (Bajra/Bulrush Millet/Spiked Millet)	IRR				Taluk Level	24	1384.29	
399	Belagavi	Savadatti	YARAGATTI	Hobli	Pearl Millet (Bajra/Bulrush Millet/Spiked Millet)	IRR		10	1403.51				
400	Belagavi	Savadatti	MUNAVALLI	Hobli	Pearl Millet (Bajra/Bulrush Millet/Spiked Millet)	RF		10	761.95				
401	Belagavi	Savadatti	MURAGODA	Hobli	Pearl Millet (Bajra/Bulrush Millet/Spiked Millet)	RF		10	882.74				
402	Belagavi	Savadatti	SAVADATTI	Hobli	Pearl Millet (Bajra/Bulrush Millet/Spiked Millet)	RF				Taluk Level	38	839.59	
403	Belagavi	Savadatti	YARAGATTI	Hobli	Pearl Millet (Bajra/Bulrush Millet/Spiked Millet)	RF		10	674.59				
404	Belagavi	Savadatti	MURAGODA	Hobli	Pigeon pea (red gram/arhar/tur)	RF		10	390.44				
405	Belagavi	Savadatti	YARAGATTI	Hobli	Pigeon pea (red gram/arhar/tur)	RF				Taluk Level	18	409.85	

81

**Government of Karnataka
Directorate of Economics and Statistics**

Hobli Level Average Yield data for Kharif season 2018-19

S.N	District	Taluk	Insurance Unit (hobli/ GP)	GP/HOBLI	Crop	IRR_R F	Area_Sown_Ha	No_CCE_C onducted	Average Yield(Kg/Ha)	Name_Of_Higher_Level	No_cce_Conducted_Higher	Higher average Yield(Kg/Ha)	Neighbouring Yield
406	Belagavi	Savadatti	YARAGATTI	Hobli	Sesame (Gingelly/Til)/Sesamum	RF				Taluk Level	4	1453.82	
407	Belagavi	Savadatti	MUNAVALLI	Hobli	Sorghum (Jowar/Great Millet)	IRR		10	3028.24				
408	Belagavi	Savadatti	MURAGODA	Hobli	Sorghum (Jowar/Great Millet)	IRR		10	2633.66				
409	Belagavi	Savadatti	SAVADATTI	Hobli	Sorghum (Jowar/Great Millet)	IRR				Taluk Level	30	2910.65	
410	Belagavi	Savadatti	YARAGATTI	Hobli	Sorghum (Jowar/Great Millet)	IRR		10	3070.07				
411	Belagavi	Savadatti	MUNAVALLI	Hobli	Sorghum (Jowar/Great Millet)	RF				Taluk Level	30	1506.21	
412	Belagavi	Savadatti	MURAGODA	Hobli	Sorghum (Jowar/Great Millet)	RF		10	992.99				
413	Belagavi	Savadatti	SAVADATTI	Hobli	Sorghum (Jowar/Great Millet)	RF				Taluk Level	30	1506.21	
414	Belagavi	Savadatti	YARAGATTI	Hobli	Sorghum (Jowar/Great Millet)	RF		10	1706.55				
415	Belagavi	Savadatti	MURAGODA	Hobli	Soybean (bhat)	RF		10	1829.48				
416	Belagavi	Savadatti	MUNAVALLI	Hobli	SUNFLOWER	IRR		10	1661.87				
417	Belagavi	Savadatti	SAVADATTI	Hobli	SUNFLOWER	IRR		10	1377.94				
418	Belagavi	Savadatti	YARAGATTI	Hobli	SUNFLOWER	IRR		10	1169.49				
419	Belagavi	Savadatti	MUNAVALLI	Hobli	SUNFLOWER	RF		10	911.02				
420	Belagavi	Savadatti	MURAGODA	Hobli	SUNFLOWER	RF		10	921.91				
421	Belagavi	Savadatti	SAVADATTI	Hobli	SUNFLOWER	RF		10	808.01				

82

**Government of Karnataka
Directorate of Economics and Statistics**

Hobli Level Average Yield data for Kharif season 2018-19

S.N	District	Taluk	Insurance Unit (hobli/ GP)	GP/HOBLI	Crop	IRR_R F	Area_Sown_Ha	No_CCE_C onducted	Average Yield(Kg/Ha)	Name_Of_Higher_Level	No_cce Conducted_Higher	Higher average Yield(Kg/Ha)	Neighbouring Yield
422	Belagavi	Savadatti	YARAGATTI	Hobli	SUNFLOWER	RF		10	1034.88				
423	Belagavi	Savadatti	MURAGODA	Hobli	Tomato	NS		10	4748.00				
424	Belagavi	Savadatti	YARAGATTI	Hobli	Tomato	NS				Taluk Level	19	7221.75	

Joint Director
Crop insurance scheme Division
Directorate of Economics and Statistics

**Government of Karnataka
Directorate of Economics and Statistics**

Hobli Level Average Yield data for Kharif season 2018-19

S.N	District	Taluk	Insurance Unit (hobli/ GP)	GP/HOBLI	Crop	IRR_R F	Area_Sown_Ha	No_CCE_C onducted	Average Yield(Kg/Ha)	Name_Of Higher_Level	No_cce Conducted_Higher	Higher average Yield(Kg/Ha)	Neighbouring Yield
1	Bengaluru Rural	Devanahalli	KUNDANA	Hobli	PADDY	IRR		10	4113.62				
2	Bengaluru Rural	Devanahalli	CHANNARAYAPAT TANA	Hobli	RAGI	IRR		10	3261.91				
3	Bengaluru Rural	Devanahalli	KUNDANA	Hobli	RAGI	IRR				Taluk Level	26	2791.95	
4	Bengaluru Rural	Devanahalli	VIJAYAPURA	Hobli	RAGI	IRR		10	2596.34				
5	Bengaluru Rural	Devanahalli	KUNDANA	Hobli	Tomato	NS		10	18143.60				
6	Bengaluru Rural	Devanahalli	VIJAYAPURA	Hobli	Tomato	NS		10	75241.20				
7	Bengaluru Rural	Doddaballapura	SASALU	Hobli	GROUNDNUT	RF				Taluk Level	8	683.60	
8	Bengaluru Rural	Doddaballapura	DODDABELAVANG ALA	Hobli	Horse Gram (kulthi/kultha)	RF		10	191.90				
9	Bengaluru Rural	Doddaballapura	KASABA	Hobli	Horse Gram (kulthi/kultha)	RF		10	348.00				
10	Bengaluru Rural	Doddaballapura	MADURE	Hobli	Horse Gram (kulthi/kultha)	RF		10	559.48				
11	Bengaluru Rural	Doddaballapura	SASALU	Hobli	Horse Gram (kulthi/kultha)	RF		10	656.27				
12	Bengaluru Rural	Doddaballapura	TUBAGERE	Hobli	Horse Gram (kulthi/kultha)	RF		10	722.10				
13	Bengaluru Rural	Doddaballapura	DODDABELAVANG ALA	Hobli	Maize (Makka)	IRR		10	5101.60				
14	Bengaluru Rural	Doddaballapura	KASABA	Hobli	Maize (Makka)	IRR		10	3072.07				
15	Bengaluru Rural	Doddaballapura	MADURE	Hobli	Maize (Makka)	IRR				Taluk Level	49	4590.86	
16	Bengaluru Rural	Doddaballapura	SASALU	Hobli	Maize (Makka)	IRR		10	5497.36				

Government of Karnataka
Directorate of Economics and Statistics
Hobli Level Average Yield data for Kharif season 2018-19

S.N	District	Taluk	Insurance Unit (hobli/ GP)	GP/HOBLI	Crop	IRR_R F	Area_Sown_Ha	No_CCE_C onducted	Average Yield(Kg/Ha)	Name_Of_Higher_Level	No_cce Conducted_Higher	Higher average Yield(Kg/Ha)	Neighbouring Yield
17	Bengaluru Rural	Doddaballapura	TUBAGERE	Hobli	Maize (Makka)	IRR		10	4005.51				
18	Bengaluru Rural	Doddaballapura	TUBAGERE	Hobli	Pigeon pea (red gram/arhar/tur)	IRR		10	1415.61				
19	Bengaluru Rural	Doddaballapura	KASABA	Hobli	Pigeon pea (red gram/arhar/tur)	RF		10	605.35				
20	Bengaluru Rural	Doddaballapura	DODDABELAVANG ALA	Hobli	RAGI	IRR				Taluk Level	42	2239.96	
21	Bengaluru Rural	Doddaballapura	KASABA	Hobli	RAGI	IRR				Taluk Level	42	2239.96	
22	Bengaluru Rural	Doddaballapura	MADURE	Hobli	RAGI	IRR		10	2259.55				
23	Bengaluru Rural	Doddaballapura	SASALU	Hobli	RAGI	IRR		10	1755.88				
24	Bengaluru Rural	Doddaballapura	TUBAGERE	Hobli	RAGI	IRR		10	2086.66				
25	Bengaluru Rural	Doddaballapura	KASABA	Hobli	Tomato	NS		10	25555.62				
26	Bengaluru Rural	Doddaballapura	TUBAGERE	Hobli	Tomato	NS		10	15814.00				
27	Bengaluru Rural	Hoskote	NANDAGUDI	Hobli	Horse Gram (kulthi/kultha)	RF		10	437.51				
28	Bengaluru Rural	Hoskote	ANUGONDANAHAL LI	Hobli	PADDY	IRR				Taluk Level	9	2806.78	
29	Bengaluru Rural	Hoskote	JADIGENAHALLI	Hobli	Potato	IRR				State Level	121	9403.89	
30	Bengaluru Rural	Hoskote	SULIBELE	Hobli	Potato	IRR				State Level	121	9403.89	
31	Bengaluru Rural	Hoskote	ANUGONDANAHAL LI	Hobli	RAGI	IRR		10	2319.91				
32	Bengaluru Rural	Hoskote	JADIGENAHALLI	Hobli	RAGI	IRR		10	2995.08				

**Government of Karnataka
Directorate of Economics and Statistics**


Hobli Level Average Yield data for Kharif season 2018-19

S.N	District	Taluk	Insurance Unit (hobli/ GP)	GP/HOBLI	Crop	IRR_R F	Area_Sown_Ha	No_CCE_C onducted	Average Yield(Kg/Ha)	Name_Of_Higher_Level	No_cce Conducted_Higher	Higher average Yield(Kg/Ha)	Neighbouring Yield
33	Bengaluru Rural	Hoskote	KASABA	Hobli	RAGI	IRR		10	2652.00				
34	Bengaluru Rural	Hoskote	NANDAGUDI	Hobli	RAGI	IRR		10	2270.55				
35	Bengaluru Rural	Hoskote	SULIBELE	Hobli	RAGI	IRR				Taluk Level	49	2536.52	
36	Bengaluru Rural	Hoskote	ANUGONDANAHALLI	Hobli	Tomato	NS		10	29913.68				
37	Bengaluru Rural	Hoskote	JADIGENAHALLI	Hobli	Tomato	NS				Taluk Level	28	32089.91	
38	Bengaluru Rural	Hoskote	NANDAGUDI	Hobli	Tomato	NS				Taluk Level	28	32089.91	
39	Bengaluru Rural	Nelamangala	KASABA-2	Hobli	Horse Gram (kulthi/kultha)	RF		10	624.49				
40	Bengaluru Rural	Nelamangala	KASABA	Hobli	Horse Gram (kulthi/kultha)	RF		10	624.49				
41	Bengaluru Rural	Nelamangala	SOMPURA-2	Hobli	Horse Gram (kulthi/kultha)	RF		10	1033.81				
42	Bengaluru Rural	Nelamangala	SOMPURA	Hobli	Horse Gram (kulthi/kultha)	RF		10	1033.81				
43	Bengaluru Rural	Nelamangala	TYAMAGUNDLU-2	Hobli	Horse Gram (kulthi/kultha)	RF		10	702.57				
44	Bengaluru Rural	Nelamangala	TYAMAGUNDLU	Hobli	Horse Gram (kulthi/kultha)	RF		10	702.57				
45	Bengaluru Rural	Nelamangala	TYAMAGUNDLU-2	Hobli	Maize (Makka)	IRR		10	3787.19				
46	Bengaluru Rural	Nelamangala	TYAMAGUNDLU	Hobli	Maize (Makka)	IRR		10	3787.19				
47	Bengaluru Rural	Nelamangala	KASABA-2	Hobli	Maize (Makka)	RF				Taluk Level	28	3255.18	
48	Bengaluru Rural	Nelamangala	KASABA	Hobli	Maize (Makka)	RF				Taluk Level	28	3255.18	

**Government of Karnataka
Directorate of Economics and Statistics**

Hobli Level Average Yield data for Kharif season 2018-19

S.N	District	Taluk	Insurance Unit (hobli/ GP)	GP/HOBLI	Crop	IRR_R F	Area_Sown_Ha	No_CCE_C onducted	Average Yield(Kg/Ha)	Name_Of_Higher_Level	No_cce Conducted_Higher	Higher average Yield(Kg/Ha)	Neighbouring Yield
49	Bengaluru Rural	Nelamangala	SOMPURA-2	Hobli	Maize (Makka)	RF		10	3323.50				
50	Bengaluru Rural	Nelamangala	SOMPURA	Hobli	Maize (Makka)	RF		10	3323.50				
51	Bengaluru Rural	Nelamangala	TYAMAGUNDLU-2	Hobli	Maize (Makka)	RF		10	2084.07				
52	Bengaluru Rural	Nelamangala	TYAMAGUNDLU	Hobli	Maize (Makka)	RF		10	2084.07				
53	Bengaluru Rural	Nelamangala	KASABA-2	Hobli	PADDY	IRR		10	5628.96				
54	Bengaluru Rural	Nelamangala	KASABA	Hobli	PADDY	IRR		10	5628.96				
55	Bengaluru Rural	Nelamangala	SOMPURA-2	Hobli	PADDY	IRR		10	6071.66				
56	Bengaluru Rural	Nelamangala	SOMPURA	Hobli	PADDY	IRR		10	6071.66				
57	Bengaluru Rural	Nelamangala	TYAMAGUNDLU-2	Hobli	PADDY	IRR		10	4666.10				
58	Bengaluru Rural	Nelamangala	TYAMAGUNDLU	Hobli	PADDY	IRR		10	4666.10				
59	Bengaluru Rural	Nelamangala	KASABA-2	Hobli	RAGI	IRR				Taluk Level	6	3697.63	
60	Bengaluru Rural	Nelamangala	KASABA	Hobli	RAGI	IRR				Taluk Level	6	3697.63	
61	Bengaluru Rural	Nelamangala	KASABA	Hobli	Tomato	NS				Taluk Level	9	22170.67	


 Joint Director
 Crop insurance scheme Division
 Directorate of Economics and Statistics



Government of Karnataka
Directorate of Economics and Statistics
Hobli Level Average Yield data for Kharif season 2018-19


S.N	District	Taluk	Insurance Unit (hobli/ GP)	GP/HOBLI	Crop	IRR_R F	Area_Sown_Ha	No_CCE_C onducted	Average Yield(Kg/Ha)	Name_Of_Higher_Le vel	No_cce Conducted_Higher	Higher average Yield(Kg/Ha)	Neighbouring Yield
1	Bengaluru Urban	Anekal	ATTIBELE1	Hobli	PADDY	IRR				Taluk Level	15	3180.26	
2	Bengaluru Urban	Anekal	ATTIBELE2	Hobli	PADDY	IRR				Taluk Level	15	3180.26	
3	Bengaluru Urban	Anekal	SARJAPURA1	Hobli	PADDY	IRR		10	1923.78				
4	Bengaluru Urban	Anekal	SARJAPURA2	Hobli	PADDY	IRR		10	1923.78				
5	Bengaluru Urban	Anekal	SARJAPURA3	Hobli	PADDY	IRR		10	1923.78				
6	Bengaluru Urban	Anekal	ATTIBELE1	Hobli	Tomato	NS				Taluk Level	27	28663.85	
7	Bengaluru Urban	Anekal	ATTIBELE2	Hobli	Tomato	NS				Taluk Level	27	28663.85	
8	Bengaluru Urban	Anekal	KASABA2	Hobli	Tomato	NS				Taluk Level	27	28663.85	
9	Bengaluru Urban	Anekal	KASABA	Hobli	Tomato	NS				Taluk Level	27	28663.85	
10	Bengaluru Urban	Anekal	SARJAPURA1	Hobli	Tomato	NS		10	26893.60				
11	Bengaluru Urban	Anekal	SARJAPURA2	Hobli	Tomato	NS		10	26893.60				
12	Bengaluru Urban	Anekal	SARJAPURA3	Hobli	Tomato	NS		10	26893.60				
13	Bengaluru Urban	Bengaluru North	DASANAPURA1	Hobli	PADDY	IRR				Taluk Level	9	9824.11	
14	Bengaluru Urban	Bengaluru North	DASANAPURA2	Hobli	PADDY	IRR				Taluk Level	9	9824.11	
15	Bengaluru Urban	Bengaluru North	DASANAPURA3	Hobli	PADDY	IRR				Taluk Level	9	9824.11	
16	Bengaluru Urban	Bengaluru South	KENGERI - 1	Hobli	PADDY	IRR		10	6298.51				

Government of Karnataka
Directorate of Economics and Statistics
Hobli Level Average Yield data for Kharif season 2018-19

S.N	District	Taluk	Insurance Unit (hobli/ GP)	GP/HOBLI	Crop	IRR_R F	Area_Sown_Ha	No_CCE_C onducted	Average Yield(Kg/Ha)	Name_Of_Higher_Level	No_cce Conducted_Higher	Higher average Yield(Kg/Ha)	Neighbouring Yield
17	Bengaluru Urban	Bengaluru South	KENGERI - 2	Hobli	PADDY	IRR		10	6298.51				
18	Bengaluru Urban	Bengaluru South	KENGERI - 3	Hobli	PADDY	IRR		10	6298.51				
19	Bengaluru Urban	Bengaluru South	KENGERI-4	Hobli	PADDY	IRR		10	6298.51				
20	Bengaluru Urban	Bengaluru South	TAVAREKERE - 1	Hobli	PADDY	IRR		10	5376.98				
21	Bengaluru Urban	Bengaluru South	TAVAREKERE - 2	Hobli	PADDY	IRR		10	5376.98				
22	Bengaluru Urban	Bengaluru South	TAVAREKERE - 3	Hobli	PADDY	IRR		10	5376.98				
23	Bengaluru Urban	Bengaluru South	UTTARAHALLI -1	Hobli	PADDY	IRR		10	6321.56				
24	Bengaluru Urban	Bengaluru South	UTTARAHALLI -2	Hobli	PADDY	IRR		10	6321.56				
25	Bengaluru Urban	Bengaluru South	UTTARAHALLI -3	Hobli	PADDY	IRR		10	6321.56				
26	Bengaluru Urban	Bengaluru South	UTTARAHALLI -4	Hobli	PADDY	IRR		10	6321.56				
27	Bengaluru Urban	Bengaluru South	UTTARAHALLI -5	Hobli	PADDY	IRR		10	6321.56				
28	Bengaluru Urban	Bengaluru-East	BIDARAHALLI1	Hobli	PADDY	IRR		10	5886.17				
29	Bengaluru Urban	Bengaluru-East	BIDARAHALLI2	Hobli	PADDY	IRR		10	5886.17				
30	Bengaluru Urban	Bengaluru-East	Bidharahalli3	Hobli	PADDY	IRR		10	5886.17				
31	Bengaluru Urban	Bengaluru-East	VARTURU1	Hobli	PADDY	IRR				Taluk Level	18	5017.85	
32	Bengaluru Urban	Bengaluru-East	VARTURU2	Hobli	PADDY	IRR				Taluk Level	18	5017.85	

Government of Karnataka
Directorate of Economics and Statistics
Hobli Level Average Yield data for Kharif season 2018-19

S.N	District	Taluk	Insurance Unit (hobli/ GP)	GP/HOBLI	Crop	IRR_R F	Area_Sown_Ha	No_CCE_C onducted	Average Yield(Kg/Ha)	Name_Of_Higher_Le vel	No_cce Conducted_Higher	Higher average Yield(Kg/Ha)	Neighbouring Yield
33	Bengaluru Urban	Yalahanka	HESARUGHATTA1	Hobli	Maize (Makka)	RF						3114.56	Y
34	Bengaluru Urban	Yalahanka	HESARUGHATTA2	Hobli	Maize (Makka)	RF						3114.56	Y
35	Bengaluru Urban	Yalahanka	JALA1	Hobli	Maize (Makka)	RF				Taluk Level	15	3220.19	
36	Bengaluru Urban	Yalahanka	JALA2	Hobli	Maize (Makka)	RF				Taluk Level	15	3220.19	
37	Bengaluru Urban	Yalahanka	Jala3	Hobli	Maize (Makka)	RF				Taluk Level	15	3220.19	
38	Bengaluru Urban	Yalahanka	HESARUGHATTA1	Hobli	PADDY	IRR		10	5537.95				
39	Bengaluru Urban	Yalahanka	HESARUGHATTA2	Hobli	PADDY	IRR		10	5537.95				
40	Bengaluru Urban	Yalahanka	JALA1	Hobli	PADDY	IRR				Taluk Level	19	6658.61	
41	Bengaluru Urban	Yalahanka	JALA2	Hobli	PADDY	IRR				Taluk Level	19	6658.61	
42	Bengaluru Urban	Yalahanka	Jala3	Hobli	PADDY	IRR				Taluk Level	19	6658.61	
43	Bengaluru Urban	Yalahanka	HESARUGHATTA1	Hobli	Tomato	NS		10	10862.00				
44	Bengaluru Urban	Yalahanka	HESARUGHATTA2	Hobli	Tomato	NS		10	10862.00				


Joint Director
Crop insurance scheme Division
Directorate of Economics and Statistics



**Government of Karnataka
Directorate of Economics and Statistics**

Hobli Level Average Yield data for Kharif season 2018-19

S.N	District	Taluk	Insurance Unit (Hobli/ GP)	GP/HOBLI	Crop	IRR_R F	Area_Sown_Ha	No_CCE_C onducted	Average Yield(Kg/Ha)	Name_Of_Higher_Level	No_cce Conducted_Higher	Higher average Yield(Kg/Ha)	Neighbouring Yield
1	Bidar	Aurad	CHINTAKI	Hobli	Black Gram (urd bean)	RF				Taluk Level	59	604.35	
2	Bidar	Aurad	DABAKA	Hobli	Black Gram (urd bean)	RF		10	401.84				
3	Bidar	Aurad	KAMALANAGARA	Hobli	Black Gram (urd bean)	RF		10	940.64				
4	Bidar	Aurad	OWRADABI	Hobli	Black Gram (urd bean)	RF		10	619.43				
5	Bidar	Aurad	SANTAPURA	Hobli	Black Gram (urd bean)	RF		10	592.15				
6	Bidar	Aurad	TANAKUSANURA	Hobli	Black Gram (urd bean)	RF		10	571.25				
7	Bidar	Aurad	CHINTAKI	Hobli	Green Gram (Moong Bean/ Moong)	RF				Taluk Level	59	583.92	
8	Bidar	Aurad	DABAKA	Hobli	Green Gram (Moong Bean/ Moong)	RF		10	423.99				
9	Bidar	Aurad	KAMALANAGARA	Hobli	Green Gram (Moong Bean/ Moong)	RF		10	874.46				
10	Bidar	Aurad	OWRADABI	Hobli	Green Gram (Moong Bean/ Moong)	RF		10	552.60				
11	Bidar	Aurad	SANTAPURA	Hobli	Green Gram (Moong Bean/ Moong)	RF		10	524.40				
12	Bidar	Aurad	TANAKUSANURA	Hobli	Green Gram (Moong Bean/ Moong)	RF		10	512.87				
13	Bidar	Aurad	SANTAPURA	Hobli	GROUNDNUT	RF				District Level	6	817.71	
14	Bidar	Aurad	CHINTAKI	Hobli	PADDY	RF						883.99	Y
15	Bidar	Aurad	DABAKA	Hobli	PADDY	RF				Taluk Level	2	883.99	

**Government of Karnataka
Directorate of Economics and Statistics**

Hobli Level Average Yield data for Kharif season 2018-19

S.N	District	Taluk	Insurance Unit (hobli/ GP)	GP/HOBLI	Crop	IRR_R F	Area_Sown_Ha	No_CCE_C onducted	Average Yield(Kg/Ha)	Name_Of_Higher_Level	No_cce Conducted_Higher	Higher average Yield(Kg/Ha)	Neighbouring Yield
16	Bidar	Aurad	OWRADABI	Hobli	PADDY	RF						883.99	Y
17	Bidar	Aurad	SANTAPURA	Hobli	PADDY	RF						442.00	Y
18	Bidar	Aurad	DABAKA	Hobli	Pearl Millet (Bajra/Bulrush Millet/Spiked Millet)	RF				District Level	82	802.11	
19	Bidar	Aurad	CHINTAKI	Hobli	Sesame (Gingelly/Til)/Sesamum	RF						305.14	Y
20	Bidar	Aurad	DABAKA	Hobli	Sesame (Gingelly/Til)/Sesamum	RF						488.13	Y
21	Bidar	Aurad	KAMALANAGARA	Hobli	Sesame (Gingelly/Til)/Sesamum	RF				Taluk Level	10	446.74	
22	Bidar	Aurad	OWRADABI	Hobli	Sesame (Gingelly/Til)/Sesamum	RF						381.50	Y
23	Bidar	Aurad	SANTAPURA	Hobli	Sesame (Gingelly/Til)/Sesamum	RF						381.50	Y
24	Bidar	Aurad	TANAKUSANURA	Hobli	Sesame (Gingelly/Til)/Sesamum	RF						476.15	Y
25	Bidar	Aurad	CHINTAKI	Hobli	Sorghum (Jowar/Great Millet)	RF		10	1561.71				
26	Bidar	Aurad	DABAKA	Hobli	Sorghum (Jowar/Great Millet)	RF		10	581.90				
27	Bidar	Aurad	KAMALANAGARA	Hobli	Sorghum (Jowar/Great Millet)	RF		10	1438.55				
28	Bidar	Aurad	OWRADABI	Hobli	Sorghum (Jowar/Great Millet)	RF		10	926.24				
29	Bidar	Aurad	SANTAPURA	Hobli	Sorghum (Jowar/Great Millet)	RF		10	1413.74				
30	Bidar	Aurad	TANAKUSANURA	Hobli	Sorghum (Jowar/Great Millet)	RF				Taluk Level	56	1190.61	

**Government of Karnataka
Directorate of Economics and Statistics**

Hobli Level Average Yield data for Kharif season 2018-19

S.N	District	Taluk	Insurance Unit (hobli/ GP)	GP/HOBLI	Crop	IRR_R F	Area Sown_Ha	No_CCE_C onducted	Average Yield(Kg/Ha)	Name_Of Higher_Level	No_cce Conducted_Higher	Higher average Yield(Kg/Ha)	Neighbouring Yield
31	Bidar	Aurad	KAMALANAGARA	Hobli	SUNFLOWER	RF				District Level	2	108.60	
32	Bidar	Basavakalyan	BASAVAKALYANA	Hobli	Black Gram (urd bean)	RF		10	453.78				
33	Bidar	Basavakalyan	HULASURA	Hobli	Black Gram (urd bean)	RF		10	585.57				
34	Bidar	Basavakalyan	KOHINURA	Hobli	Black Gram (urd bean)	RF		10	530.83				
35	Bidar	Basavakalyan	MANTALA	Hobli	Black Gram (urd bean)	RF		10	548.74				
36	Bidar	Basavakalyan	MUDABI	Hobli	Black Gram (urd bean)	RF		10	581.40				
37	Bidar	Basavakalyan	RAJESHVARA	Hobli	Black Gram (urd bean)	RF		10	441.90				
38	Bidar	Basavakalyan	BASAVAKALYANA	Hobli	Green Gram (Moong Bean/ Moong)	RF				Taluk Level	57	551.27	
39	Bidar	Basavakalyan	HULASURA	Hobli	Green Gram (Moong Bean/ Moong)	RF		10	608.93				
40	Bidar	Basavakalyan	KOHINURA	Hobli	Green Gram (Moong Bean/ Moong)	RF		10	724.51				
41	Bidar	Basavakalyan	MANTALA	Hobli	Green Gram (Moong Bean/ Moong)	RF				Taluk Level	57	551.27	
42	Bidar	Basavakalyan	MUDABI	Hobli	Green Gram (Moong Bean/ Moong)	RF		10	565.95				
43	Bidar	Basavakalyan	RAJESHVARA	Hobli	Green Gram (Moong Bean/ Moong)	RF		10	442.23				
44	Bidar	Basavakalyan	BASAVAKALYANA	Hobli	GROUNDNUT	RF				Taluk Level	2	513.24	
45	Bidar	Basavakalyan	HULASURA	Hobli	GROUNDNUT	RF						817.71	Y

**Government of Karnataka
Directorate of Economics and Statistics**

Hobli Level Average Yield data for Kharif season 2018-19

S.N	District	Taluk	Insurance Unit (hobli/ GP)	GP/HOBLI	Crop	IRR_R F	Area_Sown_Ha	No_CCE_C onducted	Average Yield(Kg/Ha)	Name_Of_Higher_Le vel	No_cce Conducted_Higher	Higher average Yield(Kg/Ha)	Neighbouring Yield
46	Bidar	Basavakalyan	MUDABI	Hobli	Maize (Makka)	RF				Taluk Level	2	1826.92	
47	Bidar	Basavakalyan	RAJESHVARA	Hobli	Maize (Makka)	RF				Taluk Level	2	1826.92	
48	Bidar	Basavakalyan	MANTALA	Hobli	PADDY	IRR				Taluk Level	14	1413.10	
49	Bidar	Basavakalyan	RAJESHVARA	Hobli	PADDY	IRR				Taluk Level	14	1413.10	
50	Bidar	Basavakalyan	BASAVAKALYANA	Hobli	PADDY	RF				Taluk Level	27	806.04	
51	Bidar	Basavakalyan	HULASURA	Hobli	PADDY	RF				Taluk Level	27	806.04	
52	Bidar	Basavakalyan	KOHINURA	Hobli	PADDY	RF				Taluk Level	27	806.04	
53	Bidar	Basavakalyan	MANTALA	Hobli	PADDY	RF				Taluk Level	27	806.04	
54	Bidar	Basavakalyan	MUDABI	Hobli	PADDY	RF				Taluk Level	27	806.04	
55	Bidar	Basavakalyan	RAJESHVARA	Hobli	PADDY	RF		10	707.19				
56	Bidar	Basavakalyan	BASAVAKALYANA	Hobli	Pearl Millet (Bajra/Bulrush Millet/Spiked Millet)	RF		10	643.39				
57	Bidar	Basavakalyan	HULASURA	Hobli	Pearl Millet (Bajra/Bulrush Millet/Spiked Millet)	RF				Taluk Level	50	746.61	
58	Bidar	Basavakalyan	KOHINURA	Hobli	Pearl Millet (Bajra/Bulrush Millet/Spiked Millet)	RF		10	819.88				
59	Bidar	Basavakalyan	MANTALA	Hobli	Pearl Millet (Bajra/Bulrush Millet/Spiked Millet)	RF		10	494.10				
60	Bidar	Basavakalyan	MUDABI	Hobli	Pearl Millet (Bajra/Bulrush Millet/Spiked Millet)	RF		10	959.04				

8/6

Government of Karnataka
Directorate of Economics and Statistics

Hobli Level Average Yield data for Kharif season 2018-19

S.N	District	Taluk	Insurance Unit (hobli/ GP)	GP/HOBLI	Crop	IRR_R F	Area_Sown_Ha	No_CCE_C onducted	Average Yield(Kg/Ha)	Name_Of_Higher_Level	No_cce_Conducted_Higher	Higher average Yield(Kg/Ha)	Neighbouring Yield
61	Bidar	Basavakalyan	RAJESHVARA	Hobli	Pearl Millet (Bajra/Bulrush Millet/Spiked Millet)	RF		10	816.64				
62	Bidar	Basavakalyan	BASAVAKALYANA	Hobli	Sesame (Gingelly/Til)/Sesamum	RF				Taluk Level	47	820.83	
63	Bidar	Basavakalyan	HULASURA	Hobli	Sesame (Gingelly/Til)/Sesamum	RF				Taluk Level	47	820.83	
64	Bidar	Basavakalyan	KOHINURA	Hobli	Sesame (Gingelly/Til)/Sesamum	RF		10	832.10				
65	Bidar	Basavakalyan	MANTALA	Hobli	Sesame (Gingelly/Til)/Sesamum	RF				Taluk Level	47	820.83	
66	Bidar	Basavakalyan	MUDABI	Hobli	Sesame (Gingelly/Til)/Sesamum	RF		10	929.01				
67	Bidar	Basavakalyan	RAJESHVARA	Hobli	Sesame (Gingelly/Til)/Sesamum	RF		10	848.32				
68	Bidar	Basavakalyan	BASAVAKALYANA	Hobli	Sorghum (Jowar/Great Millet)	RF		10	1306.72				
69	Bidar	Basavakalyan	HULASURA	Hobli	Sorghum (Jowar/Great Millet)	RF		10	899.65				
70	Bidar	Basavakalyan	KOHINURA	Hobli	Sorghum (Jowar/Great Millet)	RF				Taluk Level	56	1124.18	
71	Bidar	Basavakalyan	MANTALA	Hobli	Sorghum (Jowar/Great Millet)	RF		10	811.97				
72	Bidar	Basavakalyan	MUDABI	Hobli	Sorghum (Jowar/Great Millet)	RF		10	1272.14				
73	Bidar	Basavakalyan	RAJESHVARA	Hobli	Sorghum (Jowar/Great Millet)	RF		10	1425.96				
74	Bidar	Basavakalyan	BASAVAKALYANA(H)	Hobli	Sugarcane(Irrigated)	IRR			58108.00				
75	Bidar	Basavakalyan	MANTALA(H)	Hobli	Sugarcane(Irrigated)	IRR			62720.00				

**Government of Karnataka
Directorate of Economics and Statistics**

Hobli Level Average Yield data for Kharif season 2018-19

S.N	District	Taluk	Insurance Unit (hobli/ GP)	GP/HOBLI	Crop	IRR_R F	Area_Sown_Ha	No_CCE_C onducted	Average Yield(Kg/Ha)	Name_Of_Higher_Le vel	No_cce Conducted_Higher	Higher average Yield(Kg/Ha)	Neighbouring Yield
76	Bidar	Basavakalyan	BASAVAKALYANA	Hobli	SUNFLOWER	RF				Taluk Level	2	108.60	
77	Bidar	Basavakalyan	HULASURA	Hobli	SUNFLOWER	RF				Taluk Level	2	108.60	
78	Bidar	Basavakalyan	KOHINURA	Hobli	SUNFLOWER	RF				Taluk Level	2	108.60	
79	Bidar	Basavakalyan	MANTALA	Hobli	SUNFLOWER	RF				Taluk Level	2	108.60	
80	Bidar	Basavakalyan	MUDABI	Hobli	SUNFLOWER	RF				Taluk Level	2	108.60	
81	Bidar	Basavakalyan	RAJESHVARA	Hobli	SUNFLOWER	RF				Taluk Level	2	108.60	
82	Bidar	Bhalki	BHALKI	Hobli	Black Gram (urd bean)	RF		10	618.24				
83	Bidar	Bhalki	HALABARGA	Hobli	Black Gram (urd bean)	RF		10	425.74				
84	Bidar	Bhalki	KHATAKA CHINCHULI	Hobli	Black Gram (urd bean)	RF		10	553.02				
85	Bidar	Bhalki	LAKHANAGANVA	Hobli	Black Gram (urd bean)	RF		10	485.33				
86	Bidar	Bhalki	NITTURABH	Hobli	Black Gram (urd bean)	RF		10	547.64				
87	Bidar	Bhalki	SAYAGANVA	Hobli	Black Gram (urd bean)	RF		10	492.76				
88	Bidar	Bhalki	BHALKI	Hobli	Green Gram (Moong Bean/ Moong)	RF		10	467.75				
89	Bidar	Bhalki	HALABARGA	Hobli	Green Gram (Moong Bean/ Moong)	RF		10	482.39				
90	Bidar	Bhalki	KHATAKA CHINCHULI	Hobli	Green Gram (Moong Bean/ Moong)	RF		10	451.60				

97

**Government of Karnataka
Directorate of Economics and Statistics**

Hobli Level Average Yield data for Kharif season 2018-19

S.N	District	Taluk	Insurance Unit (hobli/ GP)	GP/HOBLI	Crop	IRR_R F	Area Sown Ha	No_CCE_C onducted	Average Yield(Kg/Ha)	Name Of Higher_Level	No_cce Conducted_Higher	Higher average Yield(Kg/Ha)	Neighbouring Yield
91	Bidar	Bhalki	LAKHANAGANVA	Hobli	Green Gram (Moong Bean/ Moong)	RF		10	466.59				
92	Bidar	Bhalki	NITTURABH	Hobli	Green Gram (Moong Bean/ Moong)	RF				Taluk Level	59	489.29	
93	Bidar	Bhalki	SAYAGANVA	Hobli	Green Gram (Moong Bean/ Moong)	RF		10	553.11				
94	Bidar	Bhalki	SAYAGANVA	Hobli	GROUNDNUT	RF						817.71	Y
95	Bidar	Bhalki	LAKHANAGANVA	Hobli	Maize (Makka)	RF				District Level	30	2012.23	
96	Bidar	Bhalki	HALABARGA	Hobli	PADDY	RF						472.22	Y
97	Bidar	Bhalki	LAKHANAGANVA	Hobli	PADDY	RF						730.99	Y
98	Bidar	Bhalki	SAYAGANVA	Hobli	PADDY	RF						968.99	Y
99	Bidar	Bhalki	BHALKI	Hobli	Sorghum (Jowar/Great Millet)	RF				Taluk Level	33	1498.99	
100	Bidar	Bhalki	HALABARGA	Hobli	Sorghum (Jowar/Great Millet)	RF				Taluk Level	33	1498.99	
101	Bidar	Bhalki	KHATAKA CHINCHULI	Hobli	Sorghum (Jowar/Great Millet)	RF				Taluk Level	33	1498.99	
102	Bidar	Bhalki	LAKHANAGANVA	Hobli	Sorghum (Jowar/Great Millet)	RF				Taluk Level	33	1498.99	
103	Bidar	Bhalki	NITTURABH	Hobli	Sorghum (Jowar/Great Millet)	RF				Taluk Level	33	1498.99	
104	Bidar	Bhalki	SAYAGANVA	Hobli	Sorghum (Jowar/Great Millet)	RF				Taluk Level	33	1498.99	
105	Bidar	Bhalki	LAKHANAGANVA	Hobli	Soybean (bhat)	IRR						872.04	Y

Government of Karnataka
Directorate of Economics and Statistics

Hobli Level Average Yield data for Kharif season 2018-19

S.N	District	Taluk	Insurance Unit (hobli/ GP)	GP/HOBLI	Crop	IRR_R F	Area_Sown_Ha	No_CCE_C onducted	Average Yield(Kg/Ha)	Name_Of_Higher_Level	No_cce Conducted_Higher	Higher average Yield(Kg/Ha)	Neighbouring Yield
106	Bidar	Bhalki	NITTURABH	Hobli	Soybean (bhat)	IRR						872.04	Y
107	Bidar	Bhalki	SAYAGANVA	Hobli	SUNFLOWER	RF				District Level	2	108.60	
108	Bidar	Bidar	BAGADALA	Hobli	Black Gram (urd bean)	RF		10	406.58				
109	Bidar	Bidar	BEEDARA UTTARA	Hobli	Black Gram (urd bean)	RF		10	357.31				
110	Bidar	Bidar	BEEDARADAKSHIN A	Hobli	Black Gram (urd bean)	RF		10	106.99				
111	Bidar	Bidar	JANAVADA	Hobli	Black Gram (urd bean)	RF		10	529.59				
112	Bidar	Bidar	KAMATANA	Hobli	Black Gram (urd bean)	RF		10	535.13				
113	Bidar	Bidar	MANNALLI	Hobli	Black Gram (urd bean)	RF		10	242.06				
114	Bidar	Bidar	BAGADALA	Hobli	Green Gram (Moong Bean/ Moong)	RF		10	423.93				
115	Bidar	Bidar	BEEDARA UTTARA	Hobli	Green Gram (Moong Bean/ Moong)	RF		10	413.40				
116	Bidar	Bidar	BEEDARADAKSHIN A	Hobli	Green Gram (Moong Bean/ Moong)	RF				Taluk Level	56	470.76	
117	Bidar	Bidar	JANAVADA	Hobli	Green Gram (Moong Bean/ Moong)	RF		10	724.69				
118	Bidar	Bidar	KAMATANA	Hobli	Green Gram (Moong Bean/ Moong)	RF		10	604.35				
119	Bidar	Bidar	MANNALLI	Hobli	Green Gram (Moong Bean/ Moong)	RF		10	300.56				
120	Bidar	Bidar	BAGADALA	Hobli	Maize (Makka)	RF						2025.47	Y

(9)

**Government of Karnataka
Directorate of Economics and Statistics**

Hobli Level Average Yield data for Kharif season 2018-19

S.N	District	Taluk	Insurance Unit (hobli/ GP)	GP/HOBLI	Crop	IRR_R F	Area Sown Ha	No_CCE_C onducted	Average Yield(Kg/Ha)	Name_Of_Higher_Level	No_cce Conducted_Higher	Higher average Yield(Kg/Ha)	Neighbouring Yield
121	Bidar	Bidar	BAGADALA	Hobli	PADDY	IRR		10	734.57				
122	Bidar	Bidar	BEEDARA UTTARA	Hobli	PADDY	IRR		10	3606.20				
123	Bidar	Bidar	BEEDARADAKSHIN A	Hobli	PADDY	IRR		10	1935.80				
124	Bidar	Bidar	KAMATANA	Hobli	PADDY	IRR		10	577.85				
125	Bidar	Bidar	MANNALLI	Hobli	PADDY	IRR		10	947.00				
126	Bidar	Bidar	BAGADALA	Hobli	PADDY	RF						521.96	Y
127	Bidar	Bidar	JANAVADA	Hobli	PADDY	RF						478.42	Y
128	Bidar	Bidar	KAMATANA	Hobli	PADDY	RF						472.22	Y
129	Bidar	Bidar	BAGADALA	Hobli	Sesame (Gingelly/Til)/Sesamum	RF				District Level	113	728.25	
130	Bidar	Bidar	BAGADALA	Hobli	Sorghum (Jowar/Great Millet)	RF		10	1210.52				
131	Bidar	Bidar	BEEDARA UTTARA	Hobli	Sorghum (Jowar/Great Millet)	RF		10	1136.31				
132	Bidar	Bidar	BEEDARADAKSHIN A	Hobli	Sorghum (Jowar/Great Millet)	RF		10	281.83				
133	Bidar	Bidar	JANAVADA	Hobli	Sorghum (Jowar/Great Millet)	RF				Taluk Level	54	763.04	
134	Bidar	Bidar	KAMATANA	Hobli	Sorghum (Jowar/Great Millet)	RF				Taluk Level	54	763.04	
135	Bidar	Bidar	MANNALLI	Hobli	Sorghum (Jowar/Great Millet)	RF		10	958.06				

Government of Karnataka
Directorate of Economics and Statistics
Hobli Level Average Yield data for Kharif season 2018-19

S.N	District	Taluk	Insurance Unit (hobli/ GP)	GP/HOBLI	Crop	IRR_R F	Area_Sown_Ha	No_CCE_C onducted	Average Yield(Kg/Ha)	Name_Of_Higher_Level	No_cce Conducted_Higher	Higher average Yield(Kg/Ha)	Neighbouring Yield
136	Bidar	Bidar	JANAVADA	Hobli	SUNFLOWER	RF				District Level	2	108.60	
137	Bidar	Bidar	KAMATANA	Hobli	SUNFLOWER	RF				District Level	2	108.60	
138	Bidar	Chitaguppa	CHITAGUPPA	Hobli	Black Gram (urd bean)	RF		10	380.82				
139	Bidar	Chitaguppa	CHITAGUPPA	Hobli	Green Gram (Moong Bean/ Moong)	RF		10	532.36				
140	Bidar	Chitaguppa	CHITAGUPPA	Hobli	Maize (Makka)	RF						2182.45	Y
141	Bidar	Chitaguppa	CHITAGUPPA	Hobli	PADDY	IRR						1366.18	Y
142	Bidar	Chitaguppa	CHITAGUPPA	Hobli	PADDY	RF						576.57	Y
143	Bidar	Chitaguppa	CHITAGUPPA	Hobli	Pearl Millet (Bajra/Bulrush Millet/Spiked Millet)	RF				Taluk Level	8	945.69	
144	Bidar	Chitaguppa	CHITAGUPPA	Hobli	Sesame (Gingelly/Til)/Sesamum	RF		10	669.79				
145	Bidar	Chitaguppa	CHITAGUPPA	Hobli	Sorghum (Jowar/Great Millet)	RF						1446.24	Y
146	Bidar	Humnabad	BEMALAKHEDA	Hobli	Black Gram (urd bean)	RF		10	396.73				
147	Bidar	Humnabad	DUBALAGUNDI	Hobli	Black Gram (urd bean)	RF		10	462.97				
148	Bidar	Humnabad	HALLILIKHEDABI	Hobli	Black Gram (urd bean)	RF		10	562.14				
149	Bidar	Humnabad	HUMANABADA	Hobli	Black Gram (urd bean)	RF		10	441.99				
150	Bidar	Humnabad	NIRNA	Hobli	Black Gram (urd bean)	RF		10	566.94				

**Government of Karnataka
Directorate of Economics and Statistics**

Hobli Level Average Yield data for Kharif season 2018-19

S.N	District	Taluk	Insurance Unit (hobli/ GP)	GP/HOBLI	Crop	IRR_R F	Area_Sown_Ha	No_CCE_C onducted	Average Yield(Kg/Ha)	Name_Of_Higher_Level	No_cce_Conducted_Higher	Higher average Yield(Kg/Ha)	Neighbouring Yield
151	Bidar	Humnabad	BEMALAKHEDA	Hobli	Green Gram (Moong Bean/ Moong)	RF		10	477.21				
152	Bidar	Humnabad	DUBALAGUNDI	Hobli	Green Gram (Moong Bean/ Moong)	RF		10	730.94				
153	Bidar	Humnabad	HALLILIKHEDABI	Hobli	Green Gram (Moong Bean/ Moong)	RF		10	499.48				
154	Bidar	Humnabad	HUMANABADA	Hobli	Green Gram (Moong Bean/ Moong)	RF		10	550.57				
155	Bidar	Humnabad	NIRNA	Hobli	Green Gram (Moong Bean/ Moong)	RF		10	486.68				
156	Bidar	Humnabad	BEMALAKHEDA	Hobli	Maize (Makka)	RF						1536.10	Y
157	Bidar	Humnabad	NIRNA	Hobli	Maize (Makka)	RF						2025.47	Y
158	Bidar	Humnabad	DUBALAGUNDI	Hobli	PADDY	IRR				Taluk Level	24	1537.94	
159	Bidar	Humnabad	HUMANABADA	Hobli	PADDY	IRR				Taluk Level	24	1537.94	
160	Bidar	Humnabad	NIRNA	Hobli	PADDY	IRR		10	1536.76				
161	Bidar	Humnabad	DUBALAGUNDI	Hobli	PADDY	RF				Taluk Level	20	578.99	
162	Bidar	Humnabad	HUMANABADA	Hobli	PADDY	RF				Taluk Level	20	578.99	
163	Bidar	Humnabad	NIRNA	Hobli	PADDY	RF		10	441.32				
164	Bidar	Humnabad	BEMALAKHEDA	Hobli	Pearl Millet (Bajra/Bulrush Millet/Spiked Millet)	RF				Taluk Level	24	869.89	
165	Bidar	Humnabad	DUBALAGUNDI	Hobli	Pearl Millet (Bajra/Bulrush Millet/Spiked Millet)	RF		10	1158.21				

8

**Government of Karnataka
Directorate of Economics and Statistics**

Hobli Level Average Yield data for Kharif season 2018-19


S.N	District	Taluk	Insurance Unit (hobli/ GP)	GP/HOBLI	Crop	IRR_R F	Area_Sown_Ha	No_CCE_C onducted	Average Yield(Kg/Ha)	Name_Of_Higher_Level	No_cce Conducted_Higher	Higher average Yield(Kg/Ha)	Neighbouring Yield
166	Bidar	Humnabad	HALLILIKHEDABI	Hobli	Pearl Millet (Bajra/Bulrush Millet/Spiked Millet)	RF				Taluk Level	24	869.89	
167	Bidar	Humnabad	HUMANABADA	Hobli	Pearl Millet (Bajra/Bulrush Millet/Spiked Millet)	RF				Taluk Level	24	869.89	
168	Bidar	Humnabad	NIRNA	Hobli	Pearl Millet (Bajra/Bulrush Millet/Spiked Millet)	RF				Taluk Level	24	869.89	
169	Bidar	Humnabad	BEMALAKHEDA	Hobli	Sesame (Gingelly/Til)/Sesamum	RF		10	718.18				
170	Bidar	Humnabad	DUBALAGUNDI	Hobli	Sesame (Gingelly/Til)/Sesamum	RF		10	981.40				
171	Bidar	Humnabad	HALLILIKHEDABI	Hobli	Sesame (Gingelly/Til)/Sesamum	RF				Taluk Level	46	707.57	
172	Bidar	Humnabad	HUMANABADA	Hobli	Sesame (Gingelly/Til)/Sesamum	RF		10	637.77				
173	Bidar	Humnabad	NIRNA	Hobli	Sesame (Gingelly/Til)/Sesamum	RF		10	731.11				
174	Bidar	Humnabad	BEMALAKHEDA	Hobli	Sorghum (Jowar/Great Millet)	RF		10	1003.37				
175	Bidar	Humnabad	DUBALAGUNDI	Hobli	Sorghum (Jowar/Great Millet)	RF		10	1288.03				
176	Bidar	Humnabad	HALLILIKHEDABI	Hobli	Sorghum (Jowar/Great Millet)	RF				Taluk Level	48	1195.38	
177	Bidar	Humnabad	HUMANABADA	Hobli	Sorghum (Jowar/Great Millet)	RF		10	1660.89				
178	Bidar	Humnabad	NIRNA	Hobli	Sorghum (Jowar/Great Millet)	RF		10	1073.21				
179	Bidar	Humnabad	DUBALAGUNDI(H)	Hobli	Sugarcane(Irrigated)	IRR			54964.00				
180	Bidar	Humnabad	DUBALAGUNDI	Hobli	SUNFLOWER	RF				District Level	2	108.60	

8/1

Government of Karnataka
Directorate of Economics and Statistics

Hobli Level Average Yield data for Kharif season 2018-19

S.N	District	Taluk	Insurance Unit (hobli/ GP)	GP/HOBLI	Crop	IRR_R F	Area_Sown_Ha	No_CCE_C onducted	Average Yield(Kg/Ha)	Name_Of_Higher_Level	No_cce Conducted_Higher	Higher average Yield(Kg/Ha)	Neighbouring Yield
181	Bidar	Humnabad	HUMANABADA	Hobli	SUNFLOWER	RF				District Level	2	108.60	


Joint Director
Crop insurance scheme Division
Directorate of Economics and Statistics



Government of Karnataka
Directorate of Economics and Statistics
Hobli Level Average Yield data for Kharif season 2018-19

S.N	District	Taluk	Insurance Unit (hobli/ GP)	GP/HOBLI	Crop	IRR_R F	Area Sown Ha	No_CCE_C onducted	Average Yield(Kg/Ha)	Name_Of_Higher_Level	No_cce Conducted_Higher	Higher average Yield(Kg/Ha)	Neighbouring Yield
1	ChamarajNagar	ChamarajaNagara	CHANDAKAVADI	Hobli	Black Gram (urd bean)	RF		10	302.72				
2	ChamarajNagar	ChamarajaNagara	HARADANAHALLI	Hobli	Black Gram (urd bean)	RF		10	254.30				
3	ChamarajNagar	ChamarajaNagara	KASABA	Hobli	Black Gram (urd bean)	RF		10	202.53				
4	ChamarajNagar	ChamarajaNagara	SANTEMARAHALLI	Hobli	Black Gram (urd bean)	RF		10	295.72				
5	ChamarajNagar	ChamarajaNagara	HARAVE	Hobli	COTTON	RF		10	145.28				
6	ChamarajNagar	ChamarajaNagara	HARAVE	Hobli	Cowpea/Alasande	RF		10	195.62				
7	ChamarajNagar	ChamarajaNagara	SANTEMARAHALLI	Hobli	Cowpea/Alasande	RF				Taluk Level	18	166.88	
8	ChamarajNagar	ChamarajaNagara	CHANDAKAVADI	Hobli	Green Gram (Moong Bean/ Moong)	RF				Taluk Level	45	275.15	
9	ChamarajNagar	ChamarajaNagara	HARADANAHALLI	Hobli	Green Gram (Moong Bean/ Moong)	RF				Taluk Level	45	275.15	
10	ChamarajNagar	ChamarajaNagara	HARAVE	Hobli	Green Gram (Moong Bean/ Moong)	RF		10	253.38				
11	ChamarajNagar	ChamarajaNagara	KASABA	Hobli	Green Gram (Moong Bean/ Moong)	RF		10	240.25				
12	ChamarajNagar	ChamarajaNagara	SANTEMARAHALLI	Hobli	Green Gram (Moong Bean/ Moong)	RF		10	266.59				
13	ChamarajNagar	ChamarajaNagara	HARADANAHALLI	Hobli	GROUNDNUT	RF		10	1473.62				
14	ChamarajNagar	ChamarajaNagara	HARAVE	Hobli	GROUNDNUT	RF		10	1011.69				

Government of Karnataka
Directorate of Economics and Statistics
Hobli Level Average Yield data for Kharif season 2018-19

S.N	District	Taluk	Insurance Unit (hobli/ GP)	GP/HOBLI	Crop	IRR_R F	Area Sown Ha	No_CCE_C onducted	Average Yield(Kg/Ha)	Name_Of Higher_Level	No_cce Conducted_Higher	Higher average Yield(Kg/Ha)	Neighbouring Yield
15	ChamarajNagar	ChamarajaNagara	KASABA	Hobli	GROUNDNUT	RF		10	1309.69				
16	ChamarajNagar	ChamarajaNagara	SANTEMARAHALLI	Hobli	GROUNDNUT	RF		10	799.79				
17	ChamarajNagar	ChamarajaNagara	CHANDAKAVADI	Hobli	Horse Gram (kulthi/kultha)	RF		10	311.35				
18	ChamarajNagar	ChamarajaNagara	CHANDAKAVADI	Hobli	Maize (Makka)	IRR				Taluk Level	26	5440.76	
19	ChamarajNagar	ChamarajaNagara	KASABA	Hobli	Maize (Makka)	IRR		10	4336.16				
20	ChamarajNagar	ChamarajaNagara	SANTEMARAHALLI	Hobli	Maize (Makka)	IRR				Taluk Level	26	5440.76	
21	ChamarajNagar	ChamarajaNagara	CHANDAKAVADI	Hobli	Onion	IRR		10	5584.42				
22	ChamarajNagar	ChamarajaNagara	HARADANAHALLI	Hobli	Onion	IRR		10	12126.48				
23	ChamarajNagar	ChamarajaNagara	KASABA	Hobli	Onion	IRR		10	10490.91				
24	ChamarajNagar	ChamarajaNagara	CHANDAKAVADI	Hobli	PADDY	IRR				Taluk Level	25	4935.42	
25	ChamarajNagar	ChamarajaNagara	KASABA	Hobli	PADDY	IRR				Taluk Level	25	4935.42	
26	ChamarajNagar	ChamarajaNagara	SANTEMARAHALLI	Hobli	PADDY	IRR		10	5372.34				
27	ChamarajNagar	ChamarajaNagara	HARADANAHALLI	Hobli	Pigeon pea (red gram/arhar/tur)	RF		10	351.59				
28	ChamarajNagar	ChamarajaNagara	HARAVE	Hobli	Pigeon pea (red gram/arhar/tur)	RF				Taluk Level	28	421.38	
29	ChamarajNagar	ChamarajaNagara	KASABA	Hobli	Pigeon pea (red gram/arhar/tur)	RF		10	480.23				

2

Government of Karnataka
Directorate of Economics and Statistics
Hobli Level Average Yield data for Kharif season 2018-19

S.N	District	Taluk	Insurance Unit (hobli/ GP)	GP/HOBLI	Crop	IRR_R F	Area Sown_Ha	No_CCE_C onducted	Average Yield(Kg/Ha)	Name_Of_Higher_Level	No_cce Conducted_Higher	Higher average Yield(Kg/Ha)	Neighbouring Yield
30	ChamarajNagar	ChamarajaNagara	HARADANAHALLI	Hobli	Potato	IRR		10	14140.00				
31	ChamarajNagar	ChamarajaNagara	CHANDAKAVADI	Hobli	RAGI	IRR				Taluk Level	28	2023.99	
32	ChamarajNagar	ChamarajaNagara	HARAVE	Hobli	RAGI	IRR				Taluk Level	28	2023.99	
33	ChamarajNagar	ChamarajaNagara	KASABA	Hobli	RAGI	IRR				Taluk Level	28	2023.99	
34	ChamarajNagar	ChamarajaNagara	SANTEMARAHALLI	Hobli	RAGI	IRR		10	2001.72				
35	ChamarajNagar	ChamarajaNagara	CHANDAKAVADI	Hobli	RAGI	RF		10	1756.84				
36	ChamarajNagar	ChamarajaNagara	HARADANAHALLI	Hobli	RAGI	RF		10	1085.79				
37	ChamarajNagar	ChamarajaNagara	HARAVE	Hobli	RAGI	RF				Taluk Level	49	1351.73	
38	ChamarajNagar	ChamarajaNagara	KASABA	Hobli	RAGI	RF		10	1257.75				
39	ChamarajNagar	ChamarajaNagara	SANTEMARAHALLI	Hobli	RAGI	RF		10	1686.34				
40	ChamarajNagar	ChamarajaNagara	CHANDAKAVADI	Hobli	Sesame (Gingelly/Til)/Sesamum	RF				Taluk Level	27	706.16	
41	ChamarajNagar	ChamarajaNagara	HARADANAHALLI	Hobli	Sesame (Gingelly/Til)/Sesamum	RF		10	632.46				
42	ChamarajNagar	ChamarajaNagara	HARAVE	Hobli	Sesame (Gingelly/Til)/Sesamum	RF				Taluk Level	27	706.16	
43	ChamarajNagar	ChamarajaNagara	SANTEMARAHALLI	Hobli	Sesame (Gingelly/Til)/Sesamum	RF				Taluk Level	27	706.16	
44	ChamarajNagar	ChamarajaNagara	CHANDAKAVADI	Hobli	Sorghum (Jowar/Great Millet)	RF				Taluk Level	39	986.89	

8/2

**Government of Karnataka
Directorate of Economics and Statistics**

Hobli Level Average Yield data for Kharif season 2018-19

S.N	District	Taluk	Insurance Unit (hobli/ GP)	GP/HOBLI	Crop	IRR_R F	Area_Sown_Ha	No_CCE_C onducted	Average Yield(Kg/Ha)	Name_Of_Higher_Level	No_cce Conducted_Higher	Higher average Yield(Kg/Ha)	Neighbouring Yield
45	ChamarajNagar	ChamarajaNagara	HARADANAHALLI	Hobli	Sorghum (Jowar/Great Millet)	RF		10	1267.22				
46	ChamarajNagar	ChamarajaNagara	HARAVE	Hobli	Sorghum (Jowar/Great Millet)	RF		10	1243.62				
47	ChamarajNagar	ChamarajaNagara	KASABA	Hobli	Sorghum (Jowar/Great Millet)	RF		10	837.89				
48	ChamarajNagar	ChamarajaNagara	SANTEMARAHALLI	Hobli	Sorghum (Jowar/Great Millet)	RF				Taluk Level	39	986.89	
49	ChamarajNagar	ChamarajaNagara	CHANDAKAVADI(H)	Hobli	Sugarcane(Irrigated)	IRR						127457.00	
50	ChamarajNagar	ChamarajaNagara	CHANDAKAVADI	Hobli	SUNFLOWER	RF		10	1154.22				
51	ChamarajNagar	ChamarajaNagara	HARADANAHALLI	Hobli	SUNFLOWER	RF				Taluk Level	46	1095.94	
52	ChamarajNagar	ChamarajaNagara	HARAVE	Hobli	SUNFLOWER	RF		10	1223.48				
53	ChamarajNagar	ChamarajaNagara	KASABA	Hobli	SUNFLOWER	RF				Taluk Level	46	1095.94	
54	ChamarajNagar	ChamarajaNagara	SANTEMARAHALLI	Hobli	SUNFLOWER	RF		10	910.94				
55	ChamarajNagar	ChamarajaNagara	CHANDAKAVADI	Hobli	Tomato	NS		10	10404.04				
56	ChamarajNagar	ChamarajaNagara	HARADANAHALLI	Hobli	Tomato	NS		10	10258.40				
57	ChamarajNagar	ChamarajaNagara	HARAVE	Hobli	Tomato	NS		10	13012.40				
58	ChamarajNagar	ChamarajaNagara	KASABA	Hobli	Tomato	NS		10	13895.96				
59	ChamarajNagar	ChamarajaNagara	SANTEMARAHALLI	Hobli	Tomato	NS				Taluk Level	49	12118.12	

91

Government of Karnataka
Directorate of Economics and Statistics
Hobli Level Average Yield data for Kharif season 2018-19

S.N	District	Taluk	Insurance Unit (hobli/ GP)	GP/HOBLI	Crop	IRR_R F	Area_Sown_Ha	No_CCE_C onducted	Average Yield(Kg/Ha)	Name_Of_Higher_Level	No_cce Conducted_Higher	Higher average Yield(Kg/Ha)	Neighbouring Yield
60	ChamarajNagar	ChamarajaNagara	CHANDAKAVADI	Hobli	Turmeric	NS		10	26605.22				
61	ChamarajNagar	ChamarajaNagara	HARADANAHALLI	Hobli	Turmeric	NS		10	29306.00				
62	ChamarajNagar	ChamarajaNagara	HARAVE	Hobli	Turmeric	NS		10	23100.00				
63	ChamarajNagar	ChamarajaNagara	KASABA	Hobli	Turmeric	NS				Taluk Level	48	26077.67	
64	ChamarajNagar	ChamarajaNagara	SANTEMARAHALLI	Hobli	Turmeric	NS		10	23326.00				
65	ChamarajNagar	Gundlupet	BEGURU	Hobli	COTTON	RF		10	210.40				
66	ChamarajNagar	Gundlupet	HANGALA	Hobli	COTTON	RF		10	504.04				
67	ChamarajNagar	Gundlupet	KASABA	Hobli	COTTON	RF		10	189.52				
68	ChamarajNagar	Gundlupet	TERAKANAMBI	Hobli	COTTON	RF				Taluk Level	39	266.01	
69	ChamarajNagar	Gundlupet	BEGURU	Hobli	Cowpea/Alasande	RF				Taluk Level	37	529.12	
70	ChamarajNagar	Gundlupet	HANGALA	Hobli	Cowpea/Alasande	RF		10	516.03				
71	ChamarajNagar	Gundlupet	KASABA	Hobli	Cowpea/Alasande	RF		10	546.01				
72	ChamarajNagar	Gundlupet	TERAKANAMBI	Hobli	Cowpea/Alasande	RF				Taluk Level	37	529.12	
73	ChamarajNagar	Gundlupet	BEGURU	Hobli	GROUNDNUT	RF		10	1219.60				
74	ChamarajNagar	Gundlupet	HANGALA	Hobli	GROUNDNUT	RF		10	885.56				

82

**Government of Karnataka
Directorate of Economics and Statistics**

Hobli Level Average Yield data for Kharif season 2018-19

S.N	District	Taluk	Insurance Unit (hobli/ GP)	GP/HOBLI	Crop	IRR_R F	Area_Sown_Ha	No_CCE_C onducted	Average Yield(Kg/Ha)	Name_Of_Higher_Level	No_cce Conducted_Higher	Higher average Yield(Kg/Ha)	Neighbouring Yield
75	ChamarajNagar	Gundlupet	KASABA	Hobli	GROUNDNUT	RF		10	1273.65				
76	ChamarajNagar	Gundlupet	TERAKANAMBI	Hobli	GROUNDNUT	RF		10	832.84				
77	ChamarajNagar	Gundlupet	HANGALA	Hobli	Horse Gram (kulthi/kultha)	RF		10	598.81				
78	ChamarajNagar	Gundlupet	KASABA	Hobli	Horse Gram (kulthi/kultha)	RF				Taluk Level	17	594.61	
79	ChamarajNagar	Gundlupet	HANGALA	Hobli	Maize (Makka)	IRR		10	4401.71				
80	ChamarajNagar	Gundlupet	KASABA	Hobli	Maize (Makka)	IRR		10	5106.56				
81	ChamarajNagar	Gundlupet	TERAKANAMBI	Hobli	Maize (Makka)	IRR		10	4982.52				
82	ChamarajNagar	Gundlupet	BEGURU	Hobli	Maize (Makka)	RF		10	1239.54				
83	ChamarajNagar	Gundlupet	HANGALA	Hobli	Maize (Makka)	RF				Taluk Level	38	2877.45	
84	ChamarajNagar	Gundlupet	KASABA	Hobli	Maize (Makka)	RF		10	2852.96				
85	ChamarajNagar	Gundlupet	TERAKANAMBI	Hobli	Maize (Makka)	RF		10	4848.12				
86	ChamarajNagar	Gundlupet	BEGURU	Hobli	Onion	IRR				Taluk Level	35	8494.97	
87	ChamarajNagar	Gundlupet	HANGALA	Hobli	Onion	IRR				Taluk Level	35	8494.97	
88	ChamarajNagar	Gundlupet	KASABA	Hobli	Onion	IRR		10	7004.00				
89	ChamarajNagar	Gundlupet	TERAKANAMBI	Hobli	Onion	IRR		10	9165.20				

Government of Karnataka
Directorate of Economics and Statistics
Hobli Level Average Yield data for Kharif season 2018-19

S.N	District	Taluk	Insurance Unit (hobli/ GP)	GP/HOBLI	Crop	IRR_R F	Area Sown_Ha	No_CCE_C onducted	Average Yield(Kg/Ha)	Name_Of_Higher_Level	No_cce Conducted_Higher	Higher average Yield(Kg/Ha)	Neighbouring Yield
90	ChamarajNagar	Gundlupet	BEGURU	Hobli	Pigeon pea (red gram/arhar/tur)	RF		10	289.28				
91	ChamarajNagar	Gundlupet	HANGALA	Hobli	Pigeon pea (red gram/arhar/tur)	RF		10	537.95				
92	ChamarajNagar	Gundlupet	KASABA	Hobli	Pigeon pea (red gram/arhar/tur)	RF		10	536.87				
93	ChamarajNagar	Gundlupet	TERAKANAMBI	Hobli	Pigeon pea (red gram/arhar/tur)	RF				Taluk Level	39	529.33	
94	ChamarajNagar	Gundlupet	BEGURU	Hobli	RAGI	RF				Taluk Level	36	1463.87	
95	ChamarajNagar	Gundlupet	HANGALA	Hobli	RAGI	RF		10	1453.48				
96	ChamarajNagar	Gundlupet	KASABA	Hobli	RAGI	RF				Taluk Level	36	1463.87	
97	ChamarajNagar	Gundlupet	TERAKANAMBI	Hobli	RAGI	RF		10	1225.99				
98	ChamarajNagar	Gundlupet	TERAKANAMBI	Hobli	Sesame (Gingelly/Til)/Sesamum	RF		10	873.66				
99	ChamarajNagar	Gundlupet	KASABA	Hobli	Sorghum (Jowar/Great Millet)	IRR		10	2331.31				
100	ChamarajNagar	Gundlupet	TERAKANAMBI	Hobli	Sorghum (Jowar/Great Millet)	IRR				Taluk Level	16	2095.76	
101	ChamarajNagar	Gundlupet	TERAKANAMBI	Hobli	SUNFLOWER	IRR		10	1757.47				
102	ChamarajNagar	Gundlupet	BEGURU	Hobli	Tomato	NS		10	7284.00				
103	ChamarajNagar	Gundlupet	HANGALA	Hobli	Tomato	NS				Taluk Level	34	10284.47	
104	ChamarajNagar	Gundlupet	KASABA	Hobli	Tomato	NS		10	11594.00				

Government of Karnataka
Directorate of Economics and Statistics
Hobli Level Average Yield data for Kharif season 2018-19

S.N	District	Taluk	Insurance Unit (hobli/ GP)	GP/HOBLI	Crop	IRR_R F	Area Sown Ha	No_CCE_C onducted	Average Yield(Kg/Ha)	Name_Of_Higher_Level	No_cce Conducted_Higher	Higher average Yield(Kg/Ha)	Neighbouring Yield
105	ChamarajNagar	Gundlupet	TERAKANAMBI	Hobli	Tomato	NS				Taluk Level	34	10284.47	
106	ChamarajNagar	Gundlupet	BEGURU	Hobli	Turmeric	NS				Taluk Level	29	35889.38	
107	ChamarajNagar	Gundlupet	HANGALA	Hobli	Turmeric	NS				Taluk Level	29	35889.38	
108	ChamarajNagar	Gundlupet	KASABA	Hobli	Turmeric	NS				Taluk Level	29	35889.38	
109	ChamarajNagar	Gundlupet	TERAKANAMBI	Hobli	Turmeric	NS				Taluk Level	29	35889.38	
110	ChamarajNagar	Hanur	HANURU	Hobli	COTTON	RF				Taluk Level	12	106.52	
111	ChamarajNagar	Hanur	LOKKANAHALLI	Hobli	COTTON	RF		10	127.24				
112	ChamarajNagar	Hanur	RAMAPURA	Hobli	COTTON	RF				Taluk Level	12	106.52	
113	ChamarajNagar	Hanur	HANURU	Hobli	GROUNDNUT	RF		10	1564.83				
114	ChamarajNagar	Hanur	LOKKANAHALLI	Hobli	GROUNDNUT	RF				Taluk Level	14	1753.00	
115	ChamarajNagar	Hanur	RAMAPURA	Hobli	GROUNDNUT	RF				Taluk Level	14	1753.00	
116	ChamarajNagar	Hanur	HANURU	Hobli	Maize (Makka)	IRR		10	5888.99				
117	ChamarajNagar	Hanur	LOKKANAHALLI	Hobli	Maize (Makka)	IRR		10	5199.28				
118	ChamarajNagar	Hanur	RAMAPURA	Hobli	Maize (Makka)	IRR		10	4331.39				
119	ChamarajNagar	Hanur	HANURU	Hobli	Onion	IRR		10	15006.00				
120	ChamarajNagar	Hanur	LOKKANAHALLI	Hobli	Onion	IRR		10	12455.20				

(S)

Government of Karnataka
Directorate of Economics and Statistics
Hobli Level Average Yield data for Kharif season 2018-19

S.N	District	Taluk	Insurance Unit (hobli/ GP)	GP/HOBLI	Crop	IRR_R F	Area Sown Ha	No_CCE_C onducted	Average Yield(Kg/Ha)	Name_Of_Higher_Le vel	No_cce Conducted_Higher	Higher average Yield(Kg/Ha)	Neighbouring Yield
121	ChamarajNagar	Hanur	RAMAPURA	Hobli	Onion	IRR		10	11430.67				
122	ChamarajNagar	Hanur	HANURU	Hobli	Pearl Millet (Bajra/Bulrush Millet/Spiked Millet)	IRR		10	2456.53				
123	ChamarajNagar	Hanur	HANURU	Hobli	Pearl Millet (Bajra/Bulrush Millet/Spiked Millet)	RF		10	1839.35				
124	ChamarajNagar	Hanur	HANURU	Hobli	Pigeon pea (red gram/arhar/tur)	RF				District Level	67	484.22	
125	ChamarajNagar	Hanur	LOKKANAHALLI	Hobli	Pigeon pea (red gram/arhar/tur)	RF				District Level	67	484.22	
126	ChamarajNagar	Hanur	LOKKANAHALLI	Hobli	Potato	IRR		10	11972.00				
127	ChamarajNagar	Hanur	HANURU	Hobli	RAGI	IRR				Taluk Level	3	3197.95	
128	ChamarajNagar	Hanur	LOKKANAHALLI	Hobli	RAGI	IRR				Taluk Level	3	3197.95	
129	ChamarajNagar	Hanur	RAMAPURA	Hobli	RAGI	IRR				Taluk Level	3	3197.95	
130	ChamarajNagar	Hanur	HANURU	Hobli	Sesame (Gingelly/Til)/Sesamum	RF		10	536.47				
131	ChamarajNagar	Hanur	HANURU	Hobli	Tomato	NS		10	8442.00				
132	ChamarajNagar	Hanur	LOKKANAHALLI	Hobli	Tomato	NS		10	7960.00				
133	ChamarajNagar	Hanur	HANURU	Hobli	Turmeric	NS				Taluk Level	29	28105.81	
134	ChamarajNagar	Hanur	LOKKANAHALLI	Hobli	Turmeric	NS		10	23346.86				
135	ChamarajNagar	Hanur	RAMAPURA	Hobli	Turmeric	NS		10	35330.00				
136	ChamarajNagar	Kollegala	KASABA	Hobli	Black Gram (urd bean)	RF		10	179.69				

Government of Karnataka
Directorate of Economics and Statistics
Hobli Level Average Yield data for Kharif season 2018-19

S.N	District	Taluk	Insurance Unit (hobli/ GP)	GP/HOBLI	Crop	IRR_R F	Area Sown Ha	No_CCE_C onducted	Average Yield(Kg/Ha)	Name_Of Higher_Level	No_cce Conducted_Higher	Higher average Yield(Kg/Ha)	Neighbouring Yield
137	ChamarajNagar	Kollegala	PALYA	Hobli	Black Gram (urd bean)	RF		10	288.33				
138	ChamarajNagar	Kollegala	KASABA	Hobli	Green Gram (Moong Bean/ Moong)	RF				Taluk Level	18	219.82	
139	ChamarajNagar	Kollegala	PALYA	Hobli	Green Gram (Moong Bean/ Moong)	RF		10	253.69				
140	ChamarajNagar	Kollegala	PALYA	Hobli	GROUNDNUT	RF		10	1568.14				
141	ChamarajNagar	Kollegala	KASABA	Hobli	Maize (Makka)	IRR				Taluk Level	19	5788.44	
142	ChamarajNagar	Kollegala	PALYA	Hobli	Maize (Makka)	IRR		10	6281.04				
143	ChamarajNagar	Kollegala	KASABA	Hobli	Onion	IRR		10	12668.00				
144	ChamarajNagar	Kollegala	PALYA	Hobli	Onion	IRR		10	10297.20				
145	ChamarajNagar	Kollegala	KASABA	Hobli	PADDY	IRR		10	5537.12				
146	ChamarajNagar	Kollegala	PALYA	Hobli	PADDY	IRR				Taluk Level	18	5489.75	
147	ChamarajNagar	Kollegala	KASABA	Hobli	RAGI	IRR		10	2370.48				
148	ChamarajNagar	Kollegala	PALYA	Hobli	RAGI	IRR		10	3499.47				
149	ChamarajNagar	Kollegala	KASABA	Hobli	Sesame (Gingelly/Til)/Sesamum	RF		10	592.39				
150	ChamarajNagar	Kollegala	PALYA	Hobli	Sesame (Gingelly/Til)/Sesamum	RF		10	553.41				
151	ChamarajNagar	Kollegala	KASABA(H)	Hobli	Sugarcane(Irrigated)	IRR			73792.00				
152	ChamarajNagar	Kollegala	KASABA	Hobli	Tomato	NS				Taluk Level	16	14250.00	

9


Government of Karnataka
Directorate of Economics and Statistics
Hobli Level Average Yield data for Kharif season 2018-19

S.N	District	Taluk	Insurance Unit (hobli/ GP)	GP/HOBLI	Crop	IRR_R F	Area_Sown_Ha	No_CCE_C onducted	Average Yield(Kg/Ha)	Name_Of Higher_Le vel	No_cce Conducted_Higher	Higher average Yield(Kg/Ha)	Neighbouring Yield
153	ChamarajNagar	Kollegala	PALYA	Hobli	Tomato	NS				Taluk Level	16	14250.00	
154	ChamarajNagar	Kollegala	KASABA	Hobli	Turmeric	NS				Taluk Level	17	28961.36	
155	ChamarajNagar	Kollegala	PALYA	Hobli	Turmeric	NS				Taluk Level	17	28961.36	
156	ChamarajNagar	Yalandur	AGARA	Hobli	Black Gram (urd bean)	RF		10	407.57				
157	ChamarajNagar	Yalandur	KASABA	Hobli	Black Gram (urd bean)	RF				Taluk Level	18	470.24	
158	ChamarajNagar	Yalandur	AGARA	Hobli	Green Gram (Moong Bean/ Moong)	RF		10	403.56				
159	ChamarajNagar	Yalandur	KASABA	Hobli	Green Gram (Moong Bean/ Moong)	RF				Taluk Level	18	329.34	
160	ChamarajNagar	Yalandur	AGARA	Hobli	Maize (Makka)	IRR				Taluk Level	14	5180.61	
161	ChamarajNagar	Yalandur	KASABA	Hobli	Maize (Makka)	IRR				Taluk Level	14	5180.61	
162	ChamarajNagar	Yalandur	AGARA	Hobli	Maize (Makka)	RF		10	4257.14				
163	ChamarajNagar	Yalandur	KASABA	Hobli	Maize (Makka)	RF		10	2586.36				
164	ChamarajNagar	Yalandur	AGARA	Hobli	RAGI	IRR				Taluk Level	17	2446.08	
165	ChamarajNagar	Yalandur	KASABA	Hobli	RAGI	IRR				Taluk Level	17	2446.08	
166	ChamarajNagar	Yalandur	AGARA	Hobli	RAGI	RF		10	1681.18				
167	ChamarajNagar	Yalandur	KASABA	Hobli	RAGI	RF				Taluk Level	16	1578.00	
168	ChamarajNagar	Yalandur	AGARA(H)	Hobli	Sugarcane(Irrigated)	IRR						111925.56	

**Government of Karnataka
Directorate of Economics and Statistics**

Hobli Level Average Yield data for Kharif season 2018-19

S.N	District	Taluk	Insurance Unit (hobli/ GP)	GP/HOBLI	Crop	IRR_R F	Area_Sown_Ha	No_CCE_C onducted	Average Yield(Kg/Ha)	Name_Of_Higher_Level	No_cce_Conducted_Higher	Higher average Yield(Kg/Ha)	Neighbouring Yield
169	ChamarajNagar	Yalandur	KASABA(H)	Hobli	Sugarcane(Irrigated)	IRR						111925.56	


 Joint Director
 Crop insurance scheme Division
 Directorate of Economics and Statistics



Government of Karnataka
Directorate of Economics and Statistics
Hobli Level Average Yield data for Kharif season 2018-19

S.N	District	Taluk	Insurance Unit (hobli/ GP)	GP/HOBLI	Crop	IRR_R F	Area Sown Ha	No_CCE_C onducted	Average Yield(Kg/Ha)	Name_Of Higher_Level	No_cce Conducted_Higher	Higher average Yield(Kg/Ha)	Neighbouring Yield
1	Chikkaballapur	Bagepalli	CHELURU(H)	Hobli	Avare/Field bean(Non Irrigated)	RF						606.57	
2	Chikkaballapur	Bagepalli	CHELURU	Hobli	Horse Gram (kulthi/kultha)	RF				Taluk Level	29	278.68	
3	Chikkaballapur	Bagepalli	GULURU	Hobli	Horse Gram (kulthi/kultha)	RF				Taluk Level	29	278.68	
4	Chikkaballapur	Bagepalli	KASABA	Hobli	Horse Gram (kulthi/kultha)	RF				Taluk Level	29	278.68	
5	Chikkaballapur	Bagepalli	MITTEMARI	Hobli	Horse Gram (kulthi/kultha)	RF				Taluk Level	29	278.68	
6	Chikkaballapur	Bagepalli	PATAPALYA	Hobli	Horse Gram (kulthi/kultha)	RF				Taluk Level	29	278.68	
7	Chikkaballapur	Bagepalli	CHELURU	Hobli	Maize (Makka)	IRR				Taluk Level	33	2955.28	
8	Chikkaballapur	Bagepalli	GULURU	Hobli	Maize (Makka)	IRR				Taluk Level	33	2955.28	
9	Chikkaballapur	Bagepalli	KASABA	Hobli	Maize (Makka)	IRR				Taluk Level	33	2955.28	
10	Chikkaballapur	Bagepalli	MITTEMARI	Hobli	Maize (Makka)	IRR				Taluk Level	33	2955.28	
11	Chikkaballapur	Bagepalli	PATAPALYA	Hobli	Maize (Makka)	IRR		10	3518.05				
12	Chikkaballapur	Bagepalli	CHELURU	Hobli	Onion	IRR				Taluk Level	4	3010.00	
13	Chikkaballapur	Bagepalli	CHELURU	Hobli	PADDY	IRR				Taluk Level	38	4731.60	
14	Chikkaballapur	Bagepalli	GULURU	Hobli	PADDY	IRR				Taluk Level	38	4731.60	
15	Chikkaballapur	Bagepalli	KASABA	Hobli	PADDY	IRR				Taluk Level	38	4731.60	
16	Chikkaballapur	Bagepalli	MITTEMARI	Hobli	PADDY	IRR				Taluk Level	38	4731.60	

Government of Karnataka
Directorate of Economics and Statistics
Hobli Level Average Yield data for Kharif season 2018-19

S.N	District	Taluk	Insurance Unit (hobli/ GP)	GP/HOBLI	Crop	IRR_R F	Area_Sown_Ha	No_CCE_C onducted	Average Yield(Kg/Ha)	Name_Of_Higher_Le vel	No_cce Conducted_Higher	Higher average Yield(Kg/Ha)	Neighbouring Yield
17	Chikkaballapur	Bagepalli	PATAPALYA	Hobli	PADDY	IRR		10	4197.62				
18	Chikkaballapur	Bagepalli	CHELURU	Hobli	Pigeon pea (red gram/arhar/tur)	RF		10	151.64				
19	Chikkaballapur	Bagepalli	GULURU	Hobli	Pigeon pea (red gram/arhar/tur)	RF		10	174.41				
20	Chikkaballapur	Bagepalli	KASABA	Hobli	Pigeon pea (red gram/arhar/tur)	RF		10	190.65				
21	Chikkaballapur	Bagepalli	MITTEMARI	Hobli	Pigeon pea (red gram/arhar/tur)	RF		10	296.23				
22	Chikkaballapur	Bagepalli	PATAPALYA	Hobli	Pigeon pea (red gram/arhar/tur)	RF				Taluk Level	48	224.44	
23	Chikkaballapur	Bagepalli	CHELURU	Hobli	RAGI	IRR				Taluk Level	14	1885.22	
24	Chikkaballapur	Bagepalli	PATAPALYA	Hobli	RAGI	IRR				Taluk Level	14	1885.22	
25	Chikkaballapur	Bagepalli	CHELURU	Hobli	RAGI	RF				Taluk Level	33	614.35	
26	Chikkaballapur	Bagepalli	GULURU	Hobli	RAGI	RF				Taluk Level	33	614.35	
27	Chikkaballapur	Bagepalli	KASABA	Hobli	RAGI	RF		10	544.21				
28	Chikkaballapur	Bagepalli	MITTEMARI	Hobli	RAGI	RF		10	844.97				
29	Chikkaballapur	Bagepalli	PATAPALYA	Hobli	RAGI	RF				Taluk Level	33	614.35	
30	Chikkaballapur	Bagepalli	CHELURU	Hobli	Tomato	NS				Taluk Level	33	10611.37	
31	Chikkaballapur	Bagepalli	GULURU	Hobli	Tomato	NS		10	8437.96				
32	Chikkaballapur	Bagepalli	KASABA	Hobli	Tomato	NS				Taluk Level	33	10611.37	

9/1

Government of Karnataka
Directorate of Economics and Statistics
Hobli Level Average Yield data for Kharif season 2018-19

S.N	District	Taluk	Insurance Unit (hobli/ GP)	GP/HOBLI	Crop	IRR_R F	Area Sown_Ha	No_CCE_C onducted	Average Yield(Kg/Ha)	Name_Of_Higher_Le vel	No_cce Conducted_Higher	Higher average Yield(Kg/Ha)	Neighbouring Yield
33	Chikkaballapur	Bagepalli	PATAPALYA	Hobli	Tomato	NS				Taluk Level	33	10611.37	
34	Chikkaballapur	Chikballapur	KASABA(H)	Hobli	Avare/Field bean(Non Irrigated)	RF						644.40	
35	Chikkaballapur	Chikballapur	MANDIKALLU(H)	Hobli	Avare/Field bean(Non Irrigated)	RF						644.40	
36	Chikkaballapur	Chikballapur	NANDI(H)	Hobli	Avare/Field bean(Non Irrigated)	RF						644.40	
37	Chikkaballapur	Chikballapur	KASABA	Hobli	GROUNDNUT	RF				Taluk Level	16	769.13	
38	Chikkaballapur	Chikballapur	MANDIKALLU	Hobli	GROUNDNUT	RF		10	867.86				
39	Chikkaballapur	Chikballapur	NANDI	Hobli	GROUNDNUT	RF				Taluk Level	16	769.13	
40	Chikkaballapur	Chikballapur	MANDIKALLU	Hobli	Horse Gram (kulthi/kultha)	RF				Taluk Level	6	226.59	
41	Chikkaballapur	Chikballapur	NANDI	Hobli	Horse Gram (kulthi/kultha)	RF				Taluk Level	6	226.59	
42	Chikkaballapur	Chikballapur	KASABA	Hobli	Maize (Makka)	IRR				Taluk Level	14	1960.23	
43	Chikkaballapur	Chikballapur	MANDIKALLU	Hobli	Maize (Makka)	IRR				Taluk Level	14	1960.23	
44	Chikkaballapur	Chikballapur	NANDI	Hobli	Maize (Makka)	IRR				Taluk Level	14	1960.23	
45	Chikkaballapur	Chikballapur	KASABA	Hobli	Maize (Makka)	RF				Taluk Level	12	1184.31	
46	Chikkaballapur	Chikballapur	MANDIKALLU	Hobli	Maize (Makka)	RF				Taluk Level	12	1184.31	
47	Chikkaballapur	Chikballapur	NANDI	Hobli	Maize (Makka)	RF				Taluk Level	12	1184.31	
48	Chikkaballapur	Chikballapur	KASABA	Hobli	Onion	IRR				District Level	14	15784.00	

(8)

Government of Karnataka
Directorate of Economics and Statistics
Hobli Level Average Yield data for Kharif season 2018-19

S.N	District	Taluk	Insurance Unit (hobli/ GP)	GP/HOBLI	Crop	IRR_R F	Area_Sown_Ha	No_CCE_C onducted	Average Yield(Kg/Ha)	Name_Of Higher_Le vel	No_cce Conducted_Higher	Higher average Yield(Kg/Ha)	Neighbouring Yield
49	Chikkaballapur	Chikballapur	NANDI	Hobli	Onion	IRR				District Level	14	15784.00	
50	Chikkaballapur	Chikballapur	MANDIKALLU	Hobli	PADDY	IRR				Taluk Level	7	2389.72	
51	Chikkaballapur	Chikballapur	KASABA	Hobli	Pigeon pea (red gram/arhar/tur)	RF				Taluk Level	20	398.94	
52	Chikkaballapur	Chikballapur	MANDIKALLU	Hobli	Pigeon pea (red gram/arhar/tur)	RF				Taluk Level	20	398.94	
53	Chikkaballapur	Chikballapur	NANDI	Hobli	Pigeon pea (red gram/arhar/tur)	RF				Taluk Level	20	398.94	
54	Chikkaballapur	Chikballapur	KASABA	Hobli	RAGI	IRR				Taluk Level	16	1915.90	
55	Chikkaballapur	Chikballapur	MANDIKALLU	Hobli	RAGI	IRR				Taluk Level	16	1915.90	
56	Chikkaballapur	Chikballapur	NANDI	Hobli	RAGI	IRR				Taluk Level	16	1915.90	
57	Chikkaballapur	Chikballapur	KASABA	Hobli	Tomato	NS		10	14125.92				
58	Chikkaballapur	Chikballapur	NANDI	Hobli	Tomato	NS		10	13478.00				
59	Chikkaballapur	Chinthamani	AMBAJIDURGA(H)	Hobli	Avare/Field bean(Non Irrigated)	RF						614.82	
60	Chikkaballapur	Chinthamani	KAIVARA(H)	Hobli	Avare/Field bean(Non Irrigated)	RF			490.38				
61	Chikkaballapur	Chinthamani	KASABA(H)	Hobli	Avare/Field bean(Non Irrigated)	RF						614.82	
62	Chikkaballapur	Chinthamani	MURAGAMALLA(H)	Hobli	Avare/Field bean(Non Irrigated)	RF						614.82	
63	Chikkaballapur	Chinthamani	AMBAJIDURGA(H)	Hobli	Castor (Rehri, Rendi, Arandi) (Non Irrigated)	RF						414.81	
64	Chikkaballapur	Chinthamani	CHILAKALANERPU(H)	Hobli	Castor (Rehri, Rendi, Arandi) (Non Irrigated)	RF						414.81	

Government of Karnataka
Directorate of Economics and Statistics
Hobli Level Average Yield data for Kharif season 2018-19

S.N	District	Taluk	Insurance Unit (hobli/ GP)	GP/HOBLI	Crop	IRR_R F	Area_Sown_Ha	No_CCE_C onducted	Average Yield(Kg/Ha)	Name_Of_Higher_Le vel	No_cce Conducted_Higher	Higher average Yield(Kg/Ha)	Neighbouring Yield
65	Chikkaballapur	Chinthamani	KAIVARA(H)	Hobli	Castor (Rehri, Rendi, Arandi) (Non Irrigated)	RF						414.81	
66	Chikkaballapur	Chinthamani	KASABA(H)	Hobli	Castor (Rehri, Rendi, Arandi) (Non Irrigated)	RF						414.81	
67	Chikkaballapur	Chinthamani	MUNGANAHALLI(H)	Hobli	Castor (Rehri, Rendi, Arandi) (Non Irrigated)	RF						414.81	
68	Chikkaballapur	Chinthamani	MURAGAMALLA(H)	Hobli	Castor (Rehri, Rendi, Arandi) (Non Irrigated)	RF						414.81	
69	Chikkaballapur	Chinthamani	AMBAJIDURGA	Hobli	GROUNDNUT	RF		10	725.93				
70	Chikkaballapur	Chinthamani	CHILAKALANERPU	Hobli	GROUNDNUT	RF				Taluk Level	48	587.93	
71	Chikkaballapur	Chinthamani	KAIVARA	Hobli	GROUNDNUT	RF				Taluk Level	48	587.93	
72	Chikkaballapur	Chinthamani	KASABA	Hobli	GROUNDNUT	RF				Taluk Level	48	587.93	
73	Chikkaballapur	Chinthamani	MUNGANAHALLI	Hobli	GROUNDNUT	RF		10	363.36				
74	Chikkaballapur	Chinthamani	MURAGAMALLA	Hobli	GROUNDNUT	RF		10	913.74				
75	Chikkaballapur	Chinthamani	AMBAJIDURGA	Hobli	Horse Gram (kulthi/kultha)	RF				Taluk Level	28	291.53	
76	Chikkaballapur	Chinthamani	CHILAKALANERPU	Hobli	Horse Gram (kulthi/kultha)	RF				Taluk Level	28	291.53	
77	Chikkaballapur	Chinthamani	KAIVARA	Hobli	Horse Gram (kulthi/kultha)	RF				Taluk Level	28	291.53	
78	Chikkaballapur	Chinthamani	KASABA	Hobli	Horse Gram (kulthi/kultha)	RF				Taluk Level	28	291.53	
79	Chikkaballapur	Chinthamani	MUNGANAHALLI	Hobli	Horse Gram (kulthi/kultha)	RF				Taluk Level	28	291.53	
80	Chikkaballapur	Chinthamani	MURAGAMALLA	Hobli	Horse Gram (kulthi/kultha)	RF				Taluk Level	28	291.53	

Government of Karnataka
Directorate of Economics and Statistics
Hobli Level Average Yield data for Kharif season 2018-19

S.N	District	Taluk	Insurance Unit (hobli/ GP)	GP/HOBLI	Crop	IRR_R F	Area_Sown_Ha	No_CCE_C onducted	Average Yield(Kg/Ha)	Name_Of Higher_Level	No_cce Conducted_Higher	Higher average Yield(Kg/Ha)	Neighbouring Yield
81	Chikkaballapur	Chinthamani	AMBAJIDURGA	Hobli	Maize (Makka)	RF				Taluk Level	25	1030.58	
82	Chikkaballapur	Chinthamani	CHILAKALANERPU	Hobli	Maize (Makka)	RF				Taluk Level	25	1030.58	
83	Chikkaballapur	Chinthamani	KAIVARA	Hobli	Maize (Makka)	RF				Taluk Level	25	1030.58	
84	Chikkaballapur	Chinthamani	KASABA	Hobli	Maize (Makka)	RF				Taluk Level	25	1030.58	
85	Chikkaballapur	Chinthamani	MUNGANAHALLI	Hobli	Maize (Makka)	RF				Taluk Level	25	1030.58	
86	Chikkaballapur	Chinthamani	MURAGAMALLA	Hobli	Maize (Makka)	RF				Taluk Level	25	1030.58	
87	Chikkaballapur	Chinthamani	AMBAJIDURGA	Hobli	PADDY	IRR				Taluk Level	33	4270.85	
88	Chikkaballapur	Chinthamani	CHILAKALANERPU	Hobli	PADDY	IRR		10	3916.51				
89	Chikkaballapur	Chinthamani	KAIVARA	Hobli	PADDY	IRR				Taluk Level	33	4270.85	
90	Chikkaballapur	Chinthamani	KASABA	Hobli	PADDY	IRR				Taluk Level	33	4270.85	
91	Chikkaballapur	Chinthamani	MUNGANAHALLI	Hobli	PADDY	IRR		10	4976.20				
92	Chikkaballapur	Chinthamani	MURAGAMALLA	Hobli	PADDY	IRR				Taluk Level	33	4270.85	
93	Chikkaballapur	Chinthamani	AMBAJIDURGA	Hobli	Pigeon pea (red gram/arhar/tur)	RF				Taluk Level	50	262.72	
94	Chikkaballapur	Chinthamani	CHILAKALANERPU	Hobli	Pigeon pea (red gram/arhar/tur)	RF				Taluk Level	50	262.72	
95	Chikkaballapur	Chinthamani	KAIVARA	Hobli	Pigeon pea (red gram/arhar/tur)	RF		10	230.62				
96	Chikkaballapur	Chinthamani	KASABA	Hobli	Pigeon pea (red gram/arhar/tur)	RF				Taluk Level	50	262.72	

Government of Karnataka
Directorate of Economics and Statistics
Hobli Level Average Yield data for Kharif season 2018-19

S.N	District	Taluk	Insurance Unit (hobli/ GP)	GP/HOBLI	Crop	IRR_R F	Area_Sown_Ha	No_CCE_C onducted	Average Yield(Kg/Ha)	Name_Of_Higher_Level	No_cce_Conducted_Higher	Higher average Yield(Kg/Ha)	Neighbouring Yield
97	Chikkaballapur	Chinthamani	MUNGANAHALLI	Hobli	Pigeon pea (red gram/arhar/tur)	RF		10	215.26				
98	Chikkaballapur	Chinthamani	MURAGAMALLA	Hobli	Pigeon pea (red gram/arhar/tur)	RF		10	244.92				
99	Chikkaballapur	Chinthamani	AMBAJIDURGA	Hobli	RAGI	IRR		10	2536.38				
100	Chikkaballapur	Chinthamani	CHILAKALANERPU	Hobli	RAGI	IRR				Taluk Level	44	2014.88	
101	Chikkaballapur	Chinthamani	KAIVARA	Hobli	RAGI	IRR				Taluk Level	44	2014.88	
102	Chikkaballapur	Chinthamani	KASABA	Hobli	RAGI	IRR				Taluk Level	44	2014.88	
103	Chikkaballapur	Chinthamani	MUNGANAHALLI	Hobli	RAGI	IRR		10	1794.01				
104	Chikkaballapur	Chinthamani	MURAGAMALLA	Hobli	RAGI	IRR				Taluk Level	44	2014.88	
105	Chikkaballapur	Chinthamani	CHILAKALANERPU	Hobli	Tomato	NS		10	14890.96				
106	Chikkaballapur	Chinthamani	KAIVARA	Hobli	Tomato	NS		10	21353.60				
107	Chikkaballapur	Chinthamani	KASABA	Hobli	Tomato	NS				Taluk Level	39	16408.04	
108	Chikkaballapur	Chinthamani	MUNGANAHALLI	Hobli	Tomato	NS		10	11574.00				
109	Chikkaballapur	Gauribidanur	D PALYA(H)	Hobli	Avare/Field bean(Non Irrigated)	RF			576.73				
110	Chikkaballapur	Gauribidanur	KASABA(H)	Hobli	Avare/Field bean(Non Irrigated)	RF			556.01				
111	Chikkaballapur	Gauribidanur	D PALYA(H)	Hobli	Castor (Rehri, Rendi, Arandi) (Non Irrigated)	RF						216.42	
112	Chikkaballapur	Gauribidanur	HOSURU(H)	Hobli	Castor (Rehri, Rendi, Arandi) (Non Irrigated)	RF						216.42	

Government of Karnataka
Directorate of Economics and Statistics
Hobli Level Average Yield data for Kharif season 2018-19

S.N	District	Taluk	Insurance Unit (hobli/ GP)	GP/HOBLI	Crop	IRR_R F	Area_Sown_Ha	No_CCE_C onducted	Average Yield(Kg/Ha)	Name_Of_Higher_Level	No_cce Conducted_Higher	Higher average Yield(Kg/Ha)	Neighbouring Yield
113	Chikkaballapur	Gauribidanur	KASABA(H)	Hobli	Castor (Rehri, Rendi, Arandi) (Non Irrigated)	RF						216.42	
114	Chikkaballapur	Gauribidanur	MANCHENAHALLI(H)	Hobli	Castor (Rehri, Rendi, Arandi) (Non Irrigated)	RF						216.42	
115	Chikkaballapur	Gauribidanur	NAGARAGERE(H)	Hobli	Castor (Rehri, Rendi, Arandi) (Non Irrigated)	RF						216.42	
116	Chikkaballapur	Gauribidanur	TONDEBAVI(H)	Hobli	Castor (Rehri, Rendi, Arandi) (Non Irrigated)	RF						216.42	
117	Chikkaballapur	Gauribidanur	D PALYA	Hobli	GROUNDNUT	RF		10	390.59				
118	Chikkaballapur	Gauribidanur	HOSURU	Hobli	GROUNDNUT	RF		10	499.09				
119	Chikkaballapur	Gauribidanur	KASABA	Hobli	GROUNDNUT	RF		10	310.37				
120	Chikkaballapur	Gauribidanur	MANCHENAHALLI	Hobli	GROUNDNUT	RF				Taluk Level	58	450.60	
121	Chikkaballapur	Gauribidanur	NAGARAGERE	Hobli	GROUNDNUT	RF		10	259.10				
122	Chikkaballapur	Gauribidanur	TONDEBAVI	Hobli	GROUNDNUT	RF		10	743.77				
123	Chikkaballapur	Gauribidanur	HOSURU	Hobli	Horse Gram (kulthi/kultha)	RF		10	387.61				
124	Chikkaballapur	Gauribidanur	KASABA	Hobli	Horse Gram (kulthi/kultha)	RF				Taluk Level	33	363.70	
125	Chikkaballapur	Gauribidanur	MANCHENAHALLI	Hobli	Horse Gram (kulthi/kultha)	RF				Taluk Level	33	363.70	
126	Chikkaballapur	Gauribidanur	TONDEBAVI	Hobli	Horse Gram (kulthi/kultha)	RF				Taluk Level	33	363.70	
127	Chikkaballapur	Gauribidanur	D PALYA	Hobli	Maize (Makka)	IRR		10	3953.65				
128	Chikkaballapur	Gauribidanur	HOSURU	Hobli	Maize (Makka)	IRR				Taluk Level	58	3839.89	

(8)

Government of Karnataka
Directorate of Economics and Statistics
Hobli Level Average Yield data for Kharif season 2018-19

S.N	District	Taluk	Insurance Unit (hobli/ GP)	GP/HOBLI	Crop	IRR_R F	Area Sown_Ha	No_CCE_C onducted	Average Yield(Kg/Ha)	Name_Of Higher_Level	No_cce Conducted_Higher	Higher average Yield(Kg/Ha)	Neighbouring Yield
129	Chikkaballapur	Gauribidanur	KASABA	Hobli	Maize (Makka)	IRR		10	5189.95				
130	Chikkaballapur	Gauribidanur	MANCHENAHALLI	Hobli	Maize (Makka)	IRR		10	2546.54				
131	Chikkaballapur	Gauribidanur	NAGARAGERE	Hobli	Maize (Makka)	IRR		10	3160.67				
132	Chikkaballapur	Gauribidanur	TONDEBAVI	Hobli	Maize (Makka)	IRR		10	5028.15				
133	Chikkaballapur	Gauribidanur	NAGARAGERE	Hobli	Onion	IRR				District Level	14	15784.00	
134	Chikkaballapur	Gauribidanur	HOSURU	Hobli	PADDY	IRR				Taluk Level	24	6984.72	
135	Chikkaballapur	Gauribidanur	MANCHENAHALLI	Hobli	PADDY	IRR		10	6933.96				
136	Chikkaballapur	Gauribidanur	NAGARAGERE	Hobli	PADDY	IRR				Taluk Level	24	6984.72	
137	Chikkaballapur	Gauribidanur	TONDEBAVI	Hobli	PADDY	IRR				Taluk Level	24	6984.72	
138	Chikkaballapur	Gauribidanur	D PALYA	Hobli	Pigeon pea (red gram/arhar/tur)	RF		10	172.21				
139	Chikkaballapur	Gauribidanur	HOSURU	Hobli	Pigeon pea (red gram/arhar/tur)	RF		10	293.61				
140	Chikkaballapur	Gauribidanur	KASABA	Hobli	Pigeon pea (red gram/arhar/tur)	RF		10	320.49				
141	Chikkaballapur	Gauribidanur	MANCHENAHALLI	Hobli	Pigeon pea (red gram/arhar/tur)	RF		10	443.91				
142	Chikkaballapur	Gauribidanur	NAGARAGERE	Hobli	Pigeon pea (red gram/arhar/tur)	RF		10	256.87				
143	Chikkaballapur	Gauribidanur	TONDEBAVI	Hobli	Pigeon pea (red gram/arhar/tur)	RF		10	748.05				
144	Chikkaballapur	Gauribidanur	HOSURU	Hobli	RAGI	IRR				Taluk Level	32	2241.54	

82

Government of Karnataka
Directorate of Economics and Statistics
Hobli Level Average Yield data for Kharif season 2018-19


S.N	District	Taluk	Insurance Unit (hobli/ GP)	GP/HOBLI	Crop	IRR_R F	Area Sown Ha	No_CCE_C onducted	Average Yield(Kg/Ha)	Name_Of Higher_Le vel	No_cce Conducted Higher	Higher average Yield(Kg/Ha)	Neighbouring Yield
145	Chikkaballapur	Gauribidanur	KASABA	Hobli	RAGI	IRR				Taluk Level	32	2241.54	
146	Chikkaballapur	Gauribidanur	MANCHENAHALLI	Hobli	RAGI	IRR		10	2025.62				
147	Chikkaballapur	Gauribidanur	NAGARAGERE	Hobli	RAGI	IRR				Taluk Level	32	2241.54	
148	Chikkaballapur	Gauribidanur	TONDEBAVI	Hobli	RAGI	IRR				Taluk Level	32	2241.54	
149	Chikkaballapur	Gauribidanur	D PALYA	Hobli	RAGI	RF		10	656.29				
150	Chikkaballapur	Gauribidanur	HOSURU	Hobli	RAGI	RF		10	376.66				
151	Chikkaballapur	Gauribidanur	KASABA	Hobli	RAGI	RF				Taluk Level	57	423.81	
152	Chikkaballapur	Gauribidanur	MANCHENAHALLI	Hobli	RAGI	RF				Taluk Level	57	423.81	
153	Chikkaballapur	Gauribidanur	NAGARAGERE	Hobli	RAGI	RF		10	82.95				
154	Chikkaballapur	Gauribidanur	TONDEBAVI	Hobli	RAGI	RF		10	744.49				
155	Chikkaballapur	Gudibande	KASABA(H)	Hobli	Castor (Rehri, Rendi, Arandi) (Non Irrigated)	RF						146.81	
156	Chikkaballapur	Gudibande	SOMENAHALLI(H)	Hobli	Castor (Rehri, Rendi, Arandi) (Non Irrigated)	RF						146.81	
157	Chikkaballapur	Gudibande	KASABA	Hobli	GROUNDNUT	RF		10	389.16				
158	Chikkaballapur	Gudibande	SOMENAHALLI	Hobli	GROUNDNUT	RF		10	336.65				
159	Chikkaballapur	Gudibande	SOMENAHALLI	Hobli	Horse Gram (kulthi/kultha)	RF		10	309.62				
160	Chikkaballapur	Gudibande	KASABA	Hobli	Maize (Makka)	IRR		10	3698.93				

Government of Karnataka
Directorate of Economics and Statistics
Hobli Level Average Yield data for Kharif season 2018-19

S.N	District	Taluk	Insurance Unit (hobli/ GP)	GP/HOBLI	Crop	IRR_R F	Area Sown Ha	No_CCE_C onducted	Average Yield(Kg/Ha)	Name_Of_Higher_Level	No_cce Conducted_Higher	Higher average Yield(Kg/Ha)	Neighbouring Yield
161	Chikkaballapur	Gudibande	SOMENAHALLI	Hobli	Maize (Makka)	IRR		10	1966.04				
162	Chikkaballapur	Gudibande	KASABA	Hobli	Pigeon pea (red gram/arhar/tur)	RF		10	157.73				
163	Chikkaballapur	Gudibande	SOMENAHALLI	Hobli	Pigeon pea (red gram/arhar/tur)	RF		10	257.74				
164	Chikkaballapur	Gudibande	KASABA	Hobli	RAGI	IRR		10	1693.52				
165	Chikkaballapur	Gudibande	SOMENAHALLI	Hobli	RAGI	IRR		10	2366.49				
166	Chikkaballapur	Gudibande	KASABA	Hobli	Tomato	NS		10	13653.60				
167	Chikkaballapur	Gudibande	SOMENAHALLI	Hobli	Tomato	NS		10	17211.20				
168	Chikkaballapur	Sidlaghatta	BASHETTIHALLI	Hobli	GROUNDNUT	RF		10	215.74				
169	Chikkaballapur	Sidlaghatta	KASABA	Hobli	GROUNDNUT	RF				Taluk Level	22	415.18	
170	Chikkaballapur	Sidlaghatta	SADALI	Hobli	GROUNDNUT	RF		10	654.17				
171	Chikkaballapur	Sidlaghatta	KASABA	Hobli	Maize (Makka)	IRR				Taluk Level	14	1869.38	
172	Chikkaballapur	Sidlaghatta	SADALI	Hobli	Maize (Makka)	IRR		10	1912.90				
173	Chikkaballapur	Sidlaghatta	BASHETTIHALLI	Hobli	Maize (Makka)	RF				Taluk Level	20	524.23	
174	Chikkaballapur	Sidlaghatta	JANGAMAKOTE	Hobli	Maize (Makka)	RF				Taluk Level	20	524.23	
175	Chikkaballapur	Sidlaghatta	KASABA	Hobli	Maize (Makka)	RF				Taluk Level	20	524.23	
176	Chikkaballapur	Sidlaghatta	SADALI	Hobli	Maize (Makka)	RF				Taluk Level	20	524.23	

Government of Karnataka
Directorate of Economics and Statistics
Hobli Level Average Yield data for Kharif season 2018-19

S.N	District	Taluk	Insurance Unit (hobli/ GP)	GP/HOBLI	Crop	IRR_R F	Area_Sown_Ha	No_CCE_C onducted	Average Yield(Kg/Ha)	Name_Of_Higher_Level	No_cce Conducted_Higher	Higher average Yield(Kg/Ha)	Neighbouring Yield
177	Chikkaballapur	Sidlaghatta	BASHETTIHALLI	Hobli	Onion	IRR		10	20893.60				
178	Chikkaballapur	Sidlaghatta	BASHETTIHALLI	Hobli	PADDY	IRR				Taluk Level	12	4842.69	
179	Chikkaballapur	Sidlaghatta	SADALI	Hobli	PADDY	IRR				Taluk Level	12	4842.69	
180	Chikkaballapur	Sidlaghatta	BASHETTIHALLI	Hobli	Pigeon pea (red gram/arhar/tur)	RF				Taluk Level	22	276.14	
181	Chikkaballapur	Sidlaghatta	JANGAMAKOTE	Hobli	Pigeon pea (red gram/arhar/tur)	RF				Taluk Level	22	276.14	
182	Chikkaballapur	Sidlaghatta	KASABA	Hobli	Pigeon pea (red gram/arhar/tur)	RF				Taluk Level	22	276.14	
183	Chikkaballapur	Sidlaghatta	SADALI	Hobli	Pigeon pea (red gram/arhar/tur)	RF				Taluk Level	22	276.14	
184	Chikkaballapur	Sidlaghatta	JANGAMAKOTE	Hobli	RAGI	IRR				Taluk Level	6	929.07	
185	Chikkaballapur	Sidlaghatta	KASABA	Hobli	RAGI	IRR				Taluk Level	6	929.07	
186	Chikkaballapur	Sidlaghatta	BASHETTIHALLI	Hobli	Tomato	NS		10	8390.12				
187	Chikkaballapur	Sidlaghatta	KASABA	Hobli	Tomato	NS		10	16754.00				
188	Chikkaballapur	Sidlaghatta	SADALI	Hobli	Tomato	NS		10	15897.00				


Joint Director
Crop insurance scheme Division
Directorate of Economics and Statistics



Government of Karnataka
Directorate of Economics and Statistics
Hobli Level Average Yield data for Kharif season 2018-19

S.N	District	Taluk	Insurance Unit (hobli/ GP)	GP/HOBLI	Crop	IRR_R F	Area_Sown_Ha	No_CCE_C onducted	Average Yield(Kg/Ha)	Name_Of_Higher_Level	No_cce Conducted_Higher	Higher average Yield(Kg/Ha)	Neighbouring Yield
1	Chikkamagaluru	Chikkamagaluru	LAKYA	Hobli	Cabbage	NS				Taluk Level	8	56817.50	
2	Chikkamagaluru	Chikkamagaluru	LAKYA	Hobli	COTTON	RF		10	298.77				
3	Chikkamagaluru	Chikkamagaluru	AMBALE	Hobli	GROUNDNUT	RF		10	1254.40				
4	Chikkamagaluru	Chikkamagaluru	AMBALE	Hobli	Maize (Makka)	RF		10	4912.49				
5	Chikkamagaluru	Chikkamagaluru	KASABA	Hobli	Maize (Makka)	RF		10	4762.73				
6	Chikkamagaluru	Chikkamagaluru	LAKYA	Hobli	Maize (Makka)	RF		10	3362.80				
7	Chikkamagaluru	Chikkamagaluru	LAKYA	Hobli	Onion	RF		10	14968.00				
8	Chikkamagaluru	Chikkamagaluru	ALDURU	Hobli	PADDY	IRR				Taluk Level	48	3437.71	
9	Chikkamagaluru	Chikkamagaluru	AMBALE	Hobli	PADDY	IRR		10	4875.32				
10	Chikkamagaluru	Chikkamagaluru	AVATI	Hobli	PADDY	IRR		10	3210.22				
11	Chikkamagaluru	Chikkamagaluru	KASABA	Hobli	PADDY	IRR		10	3232.32				
12	Chikkamagaluru	Chikkamagaluru	KHANDYA	Hobli	PADDY	IRR		10	2928.19				
13	Chikkamagaluru	Chikkamagaluru	VASTARE	Hobli	PADDY	IRR				Taluk Level	48	3437.71	
14	Chikkamagaluru	Chikkamagaluru	AMBALE	Hobli	Potato	RF				Taluk Level	18	10061.11	
15	Chikkamagaluru	Chikkamagaluru	KASABA	Hobli	Potato	RF		10	9222.00				
16	Chikkamagaluru	Chikkamagaluru	AMBALE	Hobli	RAGI	RF		10	1669.24				

Government of Karnataka
Directorate of Economics and Statistics
Hobli Level Average Yield data for Kharif season 2018-19

S.N	District	Taluk	Insurance Unit (hobli/ GP)	GP/HOBLI	Crop	IRR_R F	Area_Sown_Ha	No_CCE_C onducted	Average Yield(Kg/Ha)	Name_Of_Higher_Level	No_cce Conducted_Higher	Higher average Yield(Kg/Ha)	Neighbouring Yield
17	Chikkamagaluru	Chikkamagaluru	KASABA	Hobli	RAGI	RF		10	1726.70				
18	Chikkamagaluru	Chikkamagaluru	LAKYA	Hobli	RAGI	RF		10	1445.49				
19	Chikkamagaluru	Chikkamagaluru	LAKYA	Hobli	Sesame (Gingelly/Til)/Sesamum	RF		10	1771.10				
20	Chikkamagaluru	Chikkamagaluru	AMBALE(H)	Hobli	Sugarcane(Irrigated)	IRR			90272.00				
21	Chikkamagaluru	Chikkamagaluru	LAKYA	Hobli	SUNFLOWER	RF				Taluk Level	8	1082.28	
22	Chikkamagaluru	Chikkamagaluru	KASABA	Hobli	Tomato	NS		10	14912.00				
23	Chikkamagaluru	Chikkamagaluru	LAKYA	Hobli	Tomato	NS		10	15932.00				
24	Chikkamagaluru	Kadur	Panchanahalli	Hobli	Black Gram (urd bean)	RF		10	170.55				
25	Chikkamagaluru	Kadur	SINGATAGERE	Hobli	Black Gram (urd bean)	RF		10	332.72				
26	Chikkamagaluru	Kadur	KASABA	Hobli	COTTON	RF		10	288.30				
27	Chikkamagaluru	Kadur	BEERURU	Hobli	Green Gram (Moong Bean/ Moong)	RF				Taluk Level	74	321.02	
28	Chikkamagaluru	Kadur	Chowlahiriyur	Hobli	Green Gram (Moong Bean/ Moong)	RF		10	415.61				
29	Chikkamagaluru	Kadur	HIRENALLURU	Hobli	Green Gram (Moong Bean/ Moong)	RF		10	308.23				
30	Chikkamagaluru	Kadur	KASABA	Hobli	Green Gram (Moong Bean/ Moong)	RF		10	286.44				
31	Chikkamagaluru	Kadur	Panchanahalli	Hobli	Green Gram (Moong Bean/ Moong)	RF		10	182.31				
32	Chikkamagaluru	Kadur	SAKHARAYAPATTA NA	Hobli	Green Gram (Moong Bean/ Moong)	RF				Taluk Level	74	321.02	

Government of Karnataka
Directorate of Economics and Statistics
Hobli Level Average Yield data for Kharif season 2018-19

S.N	District	Taluk	Insurance Unit (hobli/ GP)	GP/HOBLI	Crop	IRR_R F	Area_Sown_Ha	No_CCE_C onducted	Average Yield(Kg/Ha)	Name_Of Higher_Le vel	No_cce Conducted_Higher	Higher average Yield(Kg/Ha)	Neighbouring Yield
33	Chikkamagaluru	Kadur	SINGATAGERE	Hobli	Green Gram (Moong Bean/ Moong)	RF		10	391.66				
34	Chikkamagaluru	Kadur	YAGATI	Hobli	Green Gram (Moong Bean/ Moong)	RF				Taluk Level	74	321.02	
35	Chikkamagaluru	Kadur	BEERURU	Hobli	GROUNDNUT	RF		10	993.43				
36	Chikkamagaluru	Kadur	Chowlahiriyur	Hobli	GROUNDNUT	RF		10	1014.30				
37	Chikkamagaluru	Kadur	HIRENALLURU	Hobli	GROUNDNUT	RF		10	855.11				
38	Chikkamagaluru	Kadur	KASABA	Hobli	GROUNDNUT	RF		10	1154.36				
39	Chikkamagaluru	Kadur	SAKHARAYAPATTA NA	Hobli	GROUNDNUT	RF		10	890.78				
40	Chikkamagaluru	Kadur	YAGATI	Hobli	GROUNDNUT	RF		10	755.94				
41	Chikkamagaluru	Kadur	BEERURU	Hobli	Horse Gram (kulthi/kultha)	RF				Taluk Level	42	801.03	
42	Chikkamagaluru	Kadur	Chowlahiriyur	Hobli	Horse Gram (kulthi/kultha)	RF				Taluk Level	42	801.03	
43	Chikkamagaluru	Kadur	HIRENALLURU	Hobli	Horse Gram (kulthi/kultha)	RF				Taluk Level	42	801.03	
44	Chikkamagaluru	Kadur	KASABA	Hobli	Horse Gram (kulthi/kultha)	RF				Taluk Level	42	801.03	
45	Chikkamagaluru	Kadur	Panchanahalli	Hobli	Horse Gram (kulthi/kultha)	RF				Taluk Level	42	801.03	
46	Chikkamagaluru	Kadur	SAKHARAYAPATTA NA	Hobli	Horse Gram (kulthi/kultha)	RF		10	776.05				
47	Chikkamagaluru	Kadur	SINGATAGERE	Hobli	Horse Gram (kulthi/kultha)	RF		10	774.43				
48	Chikkamagaluru	Kadur	YAGATI	Hobli	Horse Gram (kulthi/kultha)	RF		10	1077.56				

8

Government of Karnataka
Directorate of Economics and Statistics
Hobli Level Average Yield data for Kharif season 2018-19

S.N	District	Taluk	Insurance Unit (hobli/ GP)	GP/HOBLI	Crop	IRR_R F	Area Sown Ha	No_CCE_C onducted	Average Yield(Kg/Ha)	Name_Of_Higher_Level	No_cce Conducted_Higher	Higher average Yield(Kg/Ha)	Neighbouring Yield
49	Chikkamagaluru	Kadur	BEERURU	Hobli	Maize (Makka)	RF				Taluk Level	69	2962.51	
50	Chikkamagaluru	Kadur	Chowlahiriyur	Hobli	Maize (Makka)	RF		10	3273.58				
51	Chikkamagaluru	Kadur	HIRENALLURU	Hobli	Maize (Makka)	RF		10	2209.36				
52	Chikkamagaluru	Kadur	KASABA	Hobli	Maize (Makka)	RF		10	3089.84				
53	Chikkamagaluru	Kadur	SAKHARAYAPATTANA	Hobli	Maize (Makka)	RF		10	3375.54				
54	Chikkamagaluru	Kadur	SINGATAGERE	Hobli	Maize (Makka)	RF		10	2666.02				
55	Chikkamagaluru	Kadur	YAGATI	Hobli	Maize (Makka)	RF		10	2659.65				
56	Chikkamagaluru	Kadur	BEERURU	Hobli	Onion	RF		10	10124.00				
57	Chikkamagaluru	Kadur	Chowlahiriyur	Hobli	Onion	RF		10	9112.00				
58	Chikkamagaluru	Kadur	HIRENALLURU	Hobli	Onion	RF				Taluk Level	59	9211.24	
59	Chikkamagaluru	Kadur	KASABA	Hobli	Onion	RF		10	10448.00				
60	Chikkamagaluru	Kadur	SAKHARAYAPATTANA	Hobli	Onion	RF		10	10650.32				
61	Chikkamagaluru	Kadur	YAGATI	Hobli	Onion	RF		10	6872.00				
62	Chikkamagaluru	Kadur	BEERURU	Hobli	PADDY	IRR				District Level	135	3879.55	
63	Chikkamagaluru	Kadur	BEERURU	Hobli	Potato	RF		10	12436.00				
64	Chikkamagaluru	Kadur	KASABA	Hobli	Potato	RF				Taluk Level	12	12550.00	

Government of Karnataka
Directorate of Economics and Statistics
Hobli Level Average Yield data for Kharif season 2018-19

S.N	District	Taluk	Insurance Unit (hobli/ GP)	GP/HOBLI	Crop	IRR_R F	Area_Sown_Ha	No_CCE_C onducted	Average Yield(Kg/Ha)	Name_Of_Higher_Le vel	No_cce Conducted_Higher	Higher average Yield(Kg/Ha)	Neighbouring Yield
65	Chikkamagaluru	Kadur	Chowlahiriyur	Hobli	Red Chillies	RF				Taluk Level	18	994.77	
66	Chikkamagaluru	Kadur	HIRENALLURU	Hobli	Red Chillies	RF		10	950.10				
67	Chikkamagaluru	Kadur	Chowlahiriyur	Hobli	Save	RF		10	1744.07				
68	Chikkamagaluru	Kadur	HIRENALLURU	Hobli	Save	RF		10	1399.64				
69	Chikkamagaluru	Kadur	Panchanahalli	Hobli	Save	RF		10	809.35				
70	Chikkamagaluru	Kadur	SINGATAGERE	Hobli	Save	RF		10	1889.49				
71	Chikkamagaluru	Kadur	YAGATI	Hobli	Save	RF		10	1689.07				
72	Chikkamagaluru	Kadur	BEERURU	Hobli	Sesame (Gingelly/Til)/Sesamum	RF				Taluk Level	69	803.19	
73	Chikkamagaluru	Kadur	Chowlahiriyur	Hobli	Sesame (Gingelly/Til)/Sesamum	RF				Taluk Level	69	803.19	
74	Chikkamagaluru	Kadur	HIRENALLURU	Hobli	Sesame (Gingelly/Til)/Sesamum	RF		10	608.37				
75	Chikkamagaluru	Kadur	KASABA	Hobli	Sesame (Gingelly/Til)/Sesamum	RF		10	705.50				
76	Chikkamagaluru	Kadur	Panchanahalli	Hobli	Sesame (Gingelly/Til)/Sesamum	RF		10	1056.97				
77	Chikkamagaluru	Kadur	SAKHARAYAPATTA NA	Hobli	Sesame (Gingelly/Til)/Sesamum	RF		10	853.12				
78	Chikkamagaluru	Kadur	SINGATAGERE	Hobli	Sesame (Gingelly/Til)/Sesamum	RF		10	680.64				
79	Chikkamagaluru	Kadur	YAGATI	Hobli	Sesame (Gingelly/Til)/Sesamum	RF		10	777.92				
80	Chikkamagaluru	Kadur	BEERURU	Hobli	Sorghum (Jowar/Great Millet)	RF				Taluk Level	57	997.46	

Government of Karnataka
Directorate of Economics and Statistics
Hobli Level Average Yield data for Kharif season 2018-19

S.N	District	Taluk	Insurance Unit (hobli/ GP)	GP/HOBLI	Crop	IRR_R F	Area_Sown_Ha	No_CCE_C onducted	Average Yield(Kg/Ha)	Name_Of_Higher_Level	No_cce Conducted Higher	Higher average Yield(Kg/Ha)	Neighbouring Yield
81	Chikkamagaluru	Kadur	Chowlahiriyur	Hobli	Sorghum (Jowar/Great Millet)	RF				Taluk Level	57	997.46	
82	Chikkamagaluru	Kadur	HIRENALLURU	Hobli	Sorghum (Jowar/Great Millet)	RF				Taluk Level	57	997.46	
83	Chikkamagaluru	Kadur	KASABA	Hobli	Sorghum (Jowar/Great Millet)	RF				Taluk Level	57	997.46	
84	Chikkamagaluru	Kadur	Panchanahalli	Hobli	Sorghum (Jowar/Great Millet)	RF				Taluk Level	57	997.46	
85	Chikkamagaluru	Kadur	SAKHARAYAPATTANA	Hobli	Sorghum (Jowar/Great Millet)	RF		10	1249.65				
86	Chikkamagaluru	Kadur	SINGATAGERE	Hobli	Sorghum (Jowar/Great Millet)	RF		10	632.56				
87	Chikkamagaluru	Kadur	YAGATI	Hobli	Sorghum (Jowar/Great Millet)	RF		10	1096.74				
88	Chikkamagaluru	Kadur	BEERURU	Hobli	SUNFLOWER	RF		10	774.84				
89	Chikkamagaluru	Kadur	Chowlahiriyur	Hobli	SUNFLOWER	RF				Taluk Level	51	704.04	
90	Chikkamagaluru	Kadur	HIRENALLURU	Hobli	SUNFLOWER	RF		10	772.38				
91	Chikkamagaluru	Kadur	KASABA	Hobli	SUNFLOWER	RF		10	547.70				
92	Chikkamagaluru	Kadur	SAKHARAYAPATTANA	Hobli	SUNFLOWER	RF		10	605.78				
93	Chikkamagaluru	Kadur	YAGATI	Hobli	SUNFLOWER	RF				Taluk Level	51	704.04	
94	Chikkamagaluru	Kadur	Chowlahiriyur	Hobli	Tomato	NS		10	19919.20				
95	Chikkamagaluru	Kadur	KASABA	Hobli	Tomato	NS				Taluk Level	46	18574.78	
96	Chikkamagaluru	Kadur	SAKHARAYAPATTANA	Hobli	Tomato	NS				Taluk Level	46	18574.78	

(S):

Government of Karnataka
Directorate of Economics and Statistics
Hobli Level Average Yield data for Kharif season 2018-19

S.N	District	Taluk	Insurance Unit (hobli/ GP)	GP/HOBLI	Crop	IRR_R F	Area_Sown_Ha	No_CCE_C onducted	Average Yield(Kg/Ha)	Name_Of_Higher_Level	No_cce Conducted_Higher	Higher average Yield(Kg/Ha)	Neighbouring Yield
97	Chikkamagaluru	Kadur	SINGATAGERE	Hobli	Tomato	NS		10	21232.00				
98	Chikkamagaluru	Kadur	YAGATI	Hobli	Tomato	NS				Taluk Level	46	18574.78	
99	Chikkamagaluru	Koppa	HARIHARAPURA	Hobli	PADDY	IRR				Taluk Level	28	3607.03	
100	Chikkamagaluru	Koppa	KASABA	Hobli	PADDY	IRR		10	3394.08				
101	Chikkamagaluru	Koppa	MEGUNDA	Hobli	PADDY	IRR		10	3805.52				
102	Chikkamagaluru	Narasimharajapura	KASABA	Hobli	Maize (Makka)	RF		10	3036.04				
103	Chikkamagaluru	Narasimharajapura	BALEHONNURU	Hobli	PADDY	IRR		10	4042.06				
104	Chikkamagaluru	Narasimharajapura	KASABA	Hobli	PADDY	IRR				Taluk Level	18	4390.27	
105	Chikkamagaluru	Tarikere	AJJAMPURA	Hobli	GROUNDNUT	RF		10	1501.53				
106	Chikkamagaluru	Tarikere	AMRUTAPURA	Hobli	GROUNDNUT	RF		10	1408.37				
107	Chikkamagaluru	Tarikere	LINGADAHALLI	Hobli	GROUNDNUT	RF		10	1080.94				
108	Chikkamagaluru	Tarikere	SHIVANI	Hobli	GROUNDNUT	RF		10	1257.01				
109	Chikkamagaluru	Tarikere	AJJAMPURA	Hobli	Horse Gram (kulthi/kultha)	RF				District Level	42	801.03	
110	Chikkamagaluru	Tarikere	AMRUTAPURA	Hobli	Horse Gram (kulthi/kultha)	RF				District Level	42	801.03	
111	Chikkamagaluru	Tarikere	KASABA	Hobli	Horse Gram (kulthi/kultha)	RF				District Level	42	801.03	
112	Chikkamagaluru	Tarikere	LINGADAHALLI	Hobli	Horse Gram (kulthi/kultha)	RF				District Level	42	801.03	

Government of Karnataka
Directorate of Economics and Statistics
Hobli Level Average Yield data for Kharif season 2018-19

S.N	District	Taluk	Insurance Unit (hobli/ GP)	GP/HOBLI	Crop	IRR_R F	Area_Sown_Ha	No_CCE_C onducted	Average Yield(Kg/Ha)	Name_Of_Higher_Level	No_cce Conducted_Higher	Higher average Yield(Kg/Ha)	Neighbouring Yield
113	Chikkamagaluru	Tarikere	SHIVANI	Hobli	Horse Gram (kulthi/kultha)	RF				District Level	42	801.03	
114	Chikkamagaluru	Tarikere	AJJAMPURA	Hobli	Maize (Makka)	RF		10	1928.25				
115	Chikkamagaluru	Tarikere	AMRUTAPURA	Hobli	Maize (Makka)	RF		10	2280.46				
116	Chikkamagaluru	Tarikere	KASABA	Hobli	Maize (Makka)	RF		10	2575.74				
117	Chikkamagaluru	Tarikere	LAKKAVALLI	Hobli	Maize (Makka)	RF		10	3284.75				
118	Chikkamagaluru	Tarikere	LINGADAHALLI	Hobli	Maize (Makka)	RF				Taluk Level	59	2583.68	
119	Chikkamagaluru	Tarikere	SHIVANI	Hobli	Maize (Makka)	RF		10	2207.17				
120	Chikkamagaluru	Tarikere	AJJAMPURA	Hobli	Onion	RF		10	13976.00				
121	Chikkamagaluru	Tarikere	AMRUTAPURA	Hobli	Onion	RF		10	10358.00				
122	Chikkamagaluru	Tarikere	LINGADAHALLI	Hobli	Onion	RF		10	10781.28				
123	Chikkamagaluru	Tarikere	SHIVANI	Hobli	Onion	RF		10	11512.00				
124	Chikkamagaluru	Tarikere	AMRUTAPURA	Hobli	PADDY	IRR				Taluk Level	41	4358.71	
125	Chikkamagaluru	Tarikere	KASABA	Hobli	PADDY	IRR				Taluk Level	41	4358.71	
126	Chikkamagaluru	Tarikere	LAKKAVALLI	Hobli	PADDY	IRR				Taluk Level	41	4358.71	
127	Chikkamagaluru	Tarikere	LINGADAHALLI	Hobli	PADDY	IRR				Taluk Level	41	4358.71	
128	Chikkamagaluru	Tarikere	SHIVANI	Hobli	PADDY	IRR				Taluk Level	41	4358.71	

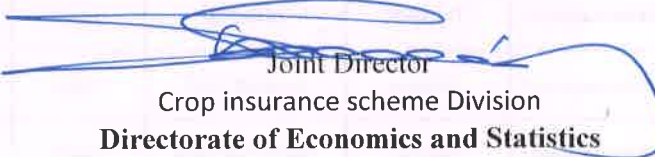
Government of Karnataka
Directorate of Economics and Statistics
Hobli Level Average Yield data for Kharif season 2018-19

S.N	District	Taluk	Insurance Unit (hobli/ GP)	GP/HOBLI	Crop	IRR_R F	Area_Sown_Ha	No_CCE_C onducted	Average Yield(Kg/Ha)	Name_Of_Higher_Level	No_cce Conducted_Higher	Higher average Yield(Kg/Ha)	Neighbouring Yield
129	Chikkamagaluru	Tarikere	AJJAMPURA	Hobli	PADDY	RF				Taluk Level	30	4046.71	
130	Chikkamagaluru	Tarikere	AMRUTAPURA	Hobli	PADDY	RF				Taluk Level	30	4046.71	
131	Chikkamagaluru	Tarikere	LAKKAVALLI	Hobli	PADDY	RF		10	5347.88				
132	Chikkamagaluru	Tarikere	LINGADAHALLI	Hobli	PADDY	RF				Taluk Level	30	4046.71	
133	Chikkamagaluru	Tarikere	SHIVANI	Hobli	PADDY	RF				Taluk Level	30	4046.71	
134	Chikkamagaluru	Tarikere	LINGADAHALLI	Hobli	Potato	IRR				Taluk Level	9	12842.22	
135	Chikkamagaluru	Tarikere	AJJAMPURA	Hobli	Potato	RF		10	15068.00				
136	Chikkamagaluru	Tarikere	AMRUTAPURA	Hobli	Potato	RF		10	8702.80				
137	Chikkamagaluru	Tarikere	LINGADAHALLI	Hobli	Potato	RF		10	14642.00				
138	Chikkamagaluru	Tarikere	SHIVANI	Hobli	Potato	RF		10	14056.00				
139	Chikkamagaluru	Tarikere	AJJAMPURA	Hobli	Red Chillies	RF		10	1750.23				
140	Chikkamagaluru	Tarikere	AMRUTAPURA	Hobli	Red Chillies	RF				Taluk Level	22	1354.95	
141	Chikkamagaluru	Tarikere	KASABA	Hobli	Red Chillies	RF				Taluk Level	22	1354.95	
142	Chikkamagaluru	Tarikere	LINGADAHALLI	Hobli	Red Chillies	RF				Taluk Level	22	1354.95	
143	Chikkamagaluru	Tarikere	SHIVANI	Hobli	Red Chillies	RF		10	869.59				
144	Chikkamagaluru	Tarikere	AJJAMPURA	Hobli	Sesame (Gingelly/Til)/Sesamum	RF				District Level	79	925.71	

(P)

Government of Karnataka
Directorate of Economics and Statistics
Hobli Level Average Yield data for Kharif season 2018-19

S.N	District	Taluk	Insurance Unit (hobli/ GP)	GP/HOBLI	Crop	IRR_R F	Area Sown_Ha	No_CCE_C onducted	Average Yield(Kg/Ha)	Name_Of Higher_Level	No_cce Conducted_Higher	Higher average Yield(Kg/Ha)	Neighbouring Yield
145	Chikkamagaluru	Tarikere	SHIVANI	Hobli	Sesame (Gingelly/Til)/Sesamum	RF				District Level	79	925.71	
146	Chikkamagaluru	Tarikere	AJJAMPURA	Hobli	Sorghum (Jowar/Great Millet)	RF				Taluk Level	4	2220.79	
147	Chikkamagaluru	Tarikere	SHIVANI	Hobli	Sorghum (Jowar/Great Millet)	RF				Taluk Level	4	2220.79	
148	Chikkamagaluru	Tarikere	KASABA(H)	Hobli	Sugarcane(Irrigated)	IRR			54655.20				
149	Chikkamagaluru	Tarikere	LAKKAVALLI(H)	Hobli	Sugarcane(Irrigated)	IRR						74902.74	
150	Chikkamagaluru	Tarikere	AMRUTAPURA	Hobli	Tomato	NS		10	6206.72				
151	Chikkamagaluru	Tarikere	KASABA	Hobli	Tomato	NS		10	7369.20				


Joint Director
Crop insurance scheme Division
Directorate of Economics and Statistics



Government of Karnataka
Directorate of Economics and Statistics
Hobli Level Average Yield data for Kharif season 2018-19

S.N	District	Taluk	Insurance Unit (hobli/ GP)	GP/HOBLI	Crop	IRR_R F	Area_Sown_Ha	No_CCE_C onducted	Average Yield(Kg/Ha)	Name_Of_Higher_Level	No_cce Conducted_Higher	Higher average Yield(Kg/Ha)	Neighbouring Yield
1	Chitradurga	Challakere	KASABA	Hobli	COTTON	IRR		10	276.55				
2	Chitradurga	Challakere	NAYAKANAHATTI	Hobli	COTTON	IRR		10	211.74				
3	Chitradurga	Challakere	KASABA	Hobli	COTTON	RF						234.11	Y
4	Chitradurga	Challakere	KASABA	Hobli	Green Gram (Moong Bean/ Moong)	RF		10	289.69				
5	Chitradurga	Challakere	NAYAKANAHATTI	Hobli	Green Gram (Moong Bean/ Moong)	RF				Taluk Level	10	289.69	
6	Chitradurga	Challakere	NAYAKANAHATTI	Hobli	GROUNDNUT	IRR				District Level	34	1282.07	
7	Chitradurga	Challakere	KASABA	Hobli	Horse Gram (kulthi/kultha)	RF				Taluk Level	18	322.07	
8	Chitradurga	Challakere	NAYAKANAHATTI	Hobli	Horse Gram (kulthi/kultha)	RF				Taluk Level	18	322.07	
9	Chitradurga	Challakere	PARASHURA0PUR A	Hobli	Horse Gram (kulthi/kultha)	RF		10	397.34				
10	Chitradurga	Challakere	TALAKU	Hobli	Horse Gram (kulthi/kultha)	RF				Taluk Level	18	322.07	
11	Chitradurga	Challakere	KASABA	Hobli	Maize (Makka)	IRR		10	4715.97				
12	Chitradurga	Challakere	NAYAKANAHATTI	Hobli	Maize (Makka)	IRR		10	1404.32				
13	Chitradurga	Challakere	PARASHURA0PUR A	Hobli	Maize (Makka)	IRR		10	2574.23				
14	Chitradurga	Challakere	TALAKU	Hobli	Maize (Makka)	IRR		10	4304.22				
15	Chitradurga	Challakere	NAYAKANAHATTI	Hobli	Navane	RF		10	86.79				
16	Chitradurga	Challakere	PARASHURA0PUR A	Hobli	Navane	RF				Taluk Level	20	83.92	

Government of Karnataka

Directorate of Economics and Statistics

Hobli Level Average Yield data for Kharif season 2018-19

S.N	District	Taluk	Insurance Unit (hobli/ GP)	GP/HOBLI	Crop	IRR_R F	Area_Sown_Ha	No_CCE_C onducted	Average Yield(Kg/Ha)	Name_Of Higher_Level	No_cce Conducted_Higher	Higher average Yield(Kg/Ha)	Neighbouring Yield
17	Chitradurga	Challakere	TALAKU	Hobli	Navane	RF		10	81.05				
18	Chitradurga	Challakere	KASABA	Hobli	Onion	IRR		10	11478.00				
19	Chitradurga	Challakere	NAYAKANAHATTI	Hobli	Onion	IRR		10	8516.00				
20	Chitradurga	Challakere	PARASHURA0PUR A	Hobli	Onion	IRR		10	9628.00				
21	Chitradurga	Challakere	TALAKU	Hobli	Onion	IRR		10	14136.00				
22	Chitradurga	Challakere	KASABA	Hobli	PADDY	IRR		10	2344.12				
23	Chitradurga	Challakere	PARASHURA0PUR A	Hobli	PADDY	IRR		10	2040.88				
24	Chitradurga	Challakere	TALAKU	Hobli	PADDY	IRR		10	2660.36				
25	Chitradurga	Challakere	KASABA	Hobli	Pearl Millet (Bajra/Bulrush Millet/Spiked Millet)	RF				Taluk Level	22	315.57	
26	Chitradurga	Challakere	NAYAKANAHATTI	Hobli	Pearl Millet (Bajra/Bulrush Millet/Spiked Millet)	RF		10	292.81				
27	Chitradurga	Challakere	PARASHURA0PUR A	Hobli	Pearl Millet (Bajra/Bulrush Millet/Spiked Millet)	RF				Taluk Level	22	315.57	
28	Chitradurga	Challakere	TALAKU	Hobli	Pearl Millet (Bajra/Bulrush Millet/Spiked Millet)	RF		10	357.76				
29	Chitradurga	Challakere	KASABA	Hobli	Pigeon pea (red gram/arhar/tur)	RF		10	287.68				
30	Chitradurga	Challakere	NAYAKANAHATTI	Hobli	Pigeon pea (red gram/arhar/tur)	RF		10	188.95				
31	Chitradurga	Challakere	PARASHURA0PUR A	Hobli	Pigeon pea (red gram/arhar/tur)	RF		10	74.19				
32	Chitradurga	Challakere	TALAKU	Hobli	Pigeon pea (red gram/arhar/tur)	RF		10	162.32				

Government of Karnataka
Directorate of Economics and Statistics
Hobli Level Average Yield data for Kharif season 2018-19

S.N	District	Taluk	Insurance Unit (hobli/ GP)	GP/HOBLI	Crop	IRR_R F	Area_Sown_Ha	No_CCE_C onducted	Average Yield(Kg/Ha)	Name_Of_Higher_Level	No_cce Conducted_Higher	Higher average Yield(Kg/Ha)	Neighbouring Yield
33	Chitradurga	Challakere	KASABA	Hobli	RAGI	IRR		10	1630.96				
34	Chitradurga	Challakere	NAYAKANAHATTI	Hobli	RAGI	IRR		10	480.69				
35	Chitradurga	Challakere	PARASHURA0PUR A	Hobli	RAGI	IRR		10	1605.70				
36	Chitradurga	Challakere	TALAKU	Hobli	RAGI	IRR		10	2124.64				
37	Chitradurga	Challakere	KASABA	Hobli	RAGI	RF						551.10	Y
38	Chitradurga	Challakere	NAYAKANAHATTI	Hobli	RAGI	RF		10	165.89				
39	Chitradurga	Challakere	KASABA	Hobli	Sorghum (Jowar/Great Millet)	IRR				Taluk Level	2	3244.06	
40	Chitradurga	Challakere	NAYAKANAHATTI	Hobli	Sorghum (Jowar/Great Millet)	IRR				Taluk Level	2	3244.06	
41	Chitradurga	Challakere	PARASHURA0PUR A	Hobli	Sorghum (Jowar/Great Millet)	IRR				Taluk Level	2	3244.06	
42	Chitradurga	Challakere	TALAKU	Hobli	Sorghum (Jowar/Great Millet)	IRR				Taluk Level	2	3244.06	
43	Chitradurga	Challakere	KASABA	Hobli	Sorghum (Jowar/Great Millet)	RF				Taluk Level	26	301.96	
44	Chitradurga	Challakere	NAYAKANAHATTI	Hobli	Sorghum (Jowar/Great Millet)	RF		10	602.52				
45	Chitradurga	Challakere	PARASHURA0PUR A	Hobli	Sorghum (Jowar/Great Millet)	RF				Taluk Level	26	301.96	
46	Chitradurga	Challakere	TALAKU	Hobli	Sorghum (Jowar/Great Millet)	RF		10	60.07				
47	Chitradurga	Challakere	KASABA	Hobli	SUNFLOWER	IRR						869.75	Y

Government of Karnataka

Directorate of Economics and Statistics

Hobli Level Average Yield data for Kharif season 2018-19

S.N	District	Taluk	Insurance Unit (hobli/ GP)	GP/HOBLI	Crop	IRR_R F	Area_Sown_Ha	No_CCE_C onducted	Average Yield(Kg/Ha)	Name_Of Higher_Le vel	No_cce Conducted_Higher	Higher average Yield(Kg/Ha)	Neighbouring Yield
48	Chitradurga	Challakere	NAYAKANAHATTI	Hobli	SUNFLOWER	IRR				Taluk Level	2	1053.05	
49	Chitradurga	Challakere	PARASHURA0PUR A	Hobli	SUNFLOWER	IRR						1245.92	Y
50	Chitradurga	Challakere	TALAKU	Hobli	SUNFLOWER	IRR						1053.05	Y
51	Chitradurga	Challakere	KASABA	Hobli	SUNFLOWER	RF				Taluk Level	16	401.55	
52	Chitradurga	Challakere	NAYAKANAHATTI	Hobli	SUNFLOWER	RF				Taluk Level	16	401.55	
53	Chitradurga	Challakere	PARASHURA0PUR A	Hobli	SUNFLOWER	RF				Taluk Level	16	401.55	
54	Chitradurga	Challakere	TALAKU	Hobli	SUNFLOWER	RF				Taluk Level	16	401.55	
55	Chitradurga	Challakere	NAYAKANAHATTI	Hobli	Tomato	NS		10	8700.00				
56	Chitradurga	Challakere	TALAKU	Hobli	Tomato	NS		10	13287.40				
57	Chitradurga	Chitradurga	BHARAMASAGARA	Hobli	COTTON	IRR		10	314.34				
58	Chitradurga	Chitradurga	KASABA	Hobli	COTTON	IRR		10	327.83				
59	Chitradurga	Chitradurga	TURUVANURU	Hobli	COTTON	IRR		10	248.53				
60	Chitradurga	Chitradurga	BHARAMASAGARA	Hobli	COTTON	RF				Taluk Level	38	268.22	
61	Chitradurga	Chitradurga	HIREGUNTANURU	Hobli	COTTON	RF		10	359.76				
62	Chitradurga	Chitradurga	KASABA	Hobli	COTTON	RF		10	274.86				

Government of Karnataka
Directorate of Economics and Statistics
Hobli Level Average Yield data for Kharif season 2018-19

S.N	District	Taluk	Insurance Unit (hobli/ GP)	GP/HOBLI	Crop	IRR_R F	Area_Sown_Ha	No_CCE_C onducted	Average Yield(Kg/Ha)	Name_Of_Higher_Level	No_cce Conducted_Higher	Higher average Yield(Kg/Ha)	Neighbouring Yield
63	Chitradurga	Chitradurga	TURUVANURU	Hobli	COTTON	RF		10	168.43				
64	Chitradurga	Chitradurga	KASABA	Hobli	Green Gram (Moong Bean/ Moong)	RF		10	225.24				
65	Chitradurga	Chitradurga	TURUVANURU	Hobli	Green Gram (Moong Bean/ Moong)	RF				Taluk Level	16	218.99	
66	Chitradurga	Chitradurga	KASABA	Hobli	GROUNDNUT	IRR						1660.52	Y
67	Chitradurga	Chitradurga	BHARAMASAGARA	Hobli	GROUNDNUT	RF		10	708.10				
68	Chitradurga	Chitradurga	HIREGUNTANURU	Hobli	GROUNDNUT	RF		10	547.82				
69	Chitradurga	Chitradurga	KASABA	Hobli	GROUNDNUT	RF		10	426.48				
70	Chitradurga	Chitradurga	TURUVANURU	Hobli	GROUNDNUT	RF		10	443.36				
71	Chitradurga	Chitradurga	HIREGUNTANURU	Hobli	Horse Gram (kulthi/kultha)	RF				Taluk Level	20	580.35	
72	Chitradurga	Chitradurga	KASABA	Hobli	Horse Gram (kulthi/kultha)	RF		10	836.20				
73	Chitradurga	Chitradurga	TURUVANURU	Hobli	Horse Gram (kulthi/kultha)	RF		10	324.50				
74	Chitradurga	Chitradurga	BHARAMASAGARA	Hobli	Maize (Makka)	IRR		10	2788.40				
75	Chitradurga	Chitradurga	HIREGUNTANURU	Hobli	Maize (Makka)	IRR				Taluk Level	32	2931.76	
76	Chitradurga	Chitradurga	KASABA	Hobli	Maize (Makka)	IRR				Taluk Level	32	2931.76	
77	Chitradurga	Chitradurga	TURUVANURU	Hobli	Maize (Makka)	IRR		10	2518.22				

Government of Karnataka

Directorate of Economics and Statistics

Hobli Level Average Yield data for Kharif season 2018-19

S.N	District	Taluk	Insurance Unit (hobli/ GP)	GP/HOBLI	Crop	IRR_R F	Area Sown Ha	No_CCE_C onducted	Average Yield(Kg/Ha)	Name_Of Higher_Level	No_cce Conducted_Higher	Higher average Yield(Kg/Ha)	Neighbouring Yield
78	Chitradurga	Chitradurga	KASABA	Hobli	Navane	RF						215.70	Y
79	Chitradurga	Chitradurga	TURUVANURU	Hobli	Navane	RF		10	180.10				
80	Chitradurga	Chitradurga	BHARAMASAGARA	Hobli	Onion	IRR		10	10656.00				
81	Chitradurga	Chitradurga	HIREGUNTANURU	Hobli	Onion	IRR		10	13908.00				
82	Chitradurga	Chitradurga	KASABA	Hobli	Onion	IRR		10	11668.80				
83	Chitradurga	Chitradurga	TURUVANURU	Hobli	Onion	IRR		10	12826.80				
84	Chitradurga	Chitradurga	HIREGUNTANURU	Hobli	Onion	RF		10	5741.20				
85	Chitradurga	Chitradurga	KASABA	Hobli	Onion	RF		10	5288.40				
86	Chitradurga	Chitradurga	TURUVANURU	Hobli	Onion	RF		10	3073.00				
87	Chitradurga	Chitradurga	KASABA	Hobli	Pearl Millet (Bajra/Bulrush Millet/Spiked Millet)	RF		10	875.47				
88	Chitradurga	Chitradurga	TURUVANURU	Hobli	Pearl Millet (Bajra/Bulrush Millet/Spiked Millet)	RF		10	482.81				
89	Chitradurga	Chitradurga	BHARAMASAGARA	Hobli	Pigeon pea (red gram/arhar/tur)	RF		10	616.44				
90	Chitradurga	Chitradurga	HIREGUNTANURU	Hobli	Pigeon pea (red gram/arhar/tur)	RF		10	813.36				
91	Chitradurga	Chitradurga	KASABA	Hobli	Pigeon pea (red gram/arhar/tur)	RF		10	589.21				
92	Chitradurga	Chitradurga	TURUVANURU	Hobli	Pigeon pea (red gram/arhar/tur)	RF		10	410.27				
93	Chitradurga	Chitradurga	BHARAMASAGARA	Hobli	RAGI	IRR						784.58	Y

Government of Karnataka
Directorate of Economics and Statistics
Hobli Level Average Yield data for Kharif season 2018-19

S.N	District	Taluk	Insurance Unit (hobli/ GP)	GP/HOBLI	Crop	IRR_R F	Area Sown Ha	No_CCE_C onducted	Average Yield(Kg/Ha)	Name_Of_Higher_Level	No_cce Conducted_Higher	Higher average Yield(Kg/Ha)	Neighbouring Yield
94	Chitradurga	Chitradurga	HIREGUNTANURU	Hobli	RAGI	IRR						1832.95	Y
95	Chitradurga	Chitradurga	KASABA	Hobli	RAGI	IRR						1741.38	Y
96	Chitradurga	Chitradurga	BHARAMASAGARA	Hobli	RAGI	RF		10	639.29				
97	Chitradurga	Chitradurga	HIREGUNTANURU	Hobli	RAGI	RF		10	340.89				
98	Chitradurga	Chitradurga	KASABA	Hobli	RAGI	RF		10	415.09				
99	Chitradurga	Chitradurga	TURUVANURU	Hobli	RAGI	RF		10	505.00				
100	Chitradurga	Chitradurga	KASABA	Hobli	Sesame (Gingelly/Til)/Sesamum	RF		10	1249.11				
101	Chitradurga	Chitradurga	HIREGUNTANURU	Hobli	Sorghum (Jowar/Great Millet)	IRR				Taluk Level	2	2053.69	
102	Chitradurga	Chitradurga	TURUVANURU	Hobli	Sorghum (Jowar/Great Millet)	IRR				Taluk Level	2	2053.69	
103	Chitradurga	Chitradurga	BHARAMASAGARA	Hobli	Sorghum (Jowar/Great Millet)	RF		10	1960.03				
104	Chitradurga	Chitradurga	HIREGUNTANURU	Hobli	Sorghum (Jowar/Great Millet)	RF				Taluk Level	10	1960.03	
105	Chitradurga	Chitradurga	KASABA	Hobli	Sorghum (Jowar/Great Millet)	RF						238.92	Y
106	Chitradurga	Chitradurga	TURUVANURU	Hobli	Sorghum (Jowar/Great Millet)	RF				Taluk Level	10	1960.03	
107	Chitradurga	Chitradurga	KASABA	Hobli	SUNFLOWER	IRR						503.16	Y
108	Chitradurga	Chitradurga	TURUVANURU	Hobli	SUNFLOWER	IRR						1053.05	Y
109	Chitradurga	Chitradurga	KASABA	Hobli	SUNFLOWER	RF		10	371.13				

Government of Karnataka

Directorate of Economics and Statistics

Hobli Level Average Yield data for Kharif season 2018-19

S.N	District	Taluk	Insurance Unit (hobli/ GP)	GP/HOBLI	Crop	IRR_R F	Area Sown Ha	No_CCE_C onducted	Average Yield(Kg/Ha)	Name_Of Higher_Level	No_cce Conducted_Higher	Higher average Yield(Kg/Ha)	Neighbouring Yield
110	Chitradurga	Chitradurga	TURUVANURU	Hobli	SUNFLOWER	RF		10	303.19				
111	Chitradurga	Chitradurga	BHARAMASAGARA	Hobli	Tomato	NS		10	6355.20				
112	Chitradurga	Hiiriyur	AIMANGALA	Hobli	COTTON	IRR				Taluk Level	34	373.78	
113	Chitradurga	Hiiriyur	DHARMAPURA	Hobli	COTTON	IRR		10	255.51				
114	Chitradurga	Hiiriyur	J G HALLI	Hobli	COTTON	IRR				Taluk Level	34	373.78	
115	Chitradurga	Hiiriyur	KASABA	Hobli	COTTON	IRR		10	301.91				
116	Chitradurga	Hiiriyur	AIMANGALA	Hobli	COTTON	RF		10	297.89				
117	Chitradurga	Hiiriyur	DHARMAPURA	Hobli	COTTON	RF				Taluk Level	29	256.80	
118	Chitradurga	Hiiriyur	J G HALLI	Hobli	COTTON	RF				Taluk Level	29	256.80	
119	Chitradurga	Hiiriyur	KASABA	Hobli	COTTON	RF				Taluk Level	29	256.80	
120	Chitradurga	Hiiriyur	AIMANGALA	Hobli	GROUNDNUT	IRR				Taluk Level	26	1009.83	
121	Chitradurga	Hiiriyur	DHARMAPURA	Hobli	GROUNDNUT	IRR		10	908.77				
122	Chitradurga	Hiiriyur	J G HALLI	Hobli	GROUNDNUT	IRR				Taluk Level	26	1009.83	
123	Chitradurga	Hiiriyur	KASABA	Hobli	GROUNDNUT	IRR		10	1125.54				

Q:

Government of Karnataka

Directorate of Economics and Statistics

Hobli Level Average Yield data for Kharif season 2018-19

S.N	District	Taluk	Insurance Unit (hobli/ GP)	GP/HOBLI	Crop	IRR_R F	Area_Sown_Ha	No_CCE_C onducted	Average Yield(Kg/Ha)	Name_Of Higher_Le vel	No_cce Conducted_Higher	Higher average Yield(Kg/Ha)	Neighbouring Yield
124	Chitradurga	Hiiriyur	AIMANGALA	Hobli	Horse Gram (kulthi/kultha)	RF				Taluk Level	14	631.49	
125	Chitradurga	Hiiriyur	DHARMAPURA	Hobli	Horse Gram (kulthi/kultha)	RF		10	626.73				
126	Chitradurga	Hiiriyur	J G HALLI	Hobli	Horse Gram (kulthi/kultha)	RF						600.77	Y
127	Chitradurga	Hiiriyur	KASABA	Hobli	Horse Gram (kulthi/kultha)	RF						631.49	Y
128	Chitradurga	Hiiriyur	AIMANGALA	Hobli	Maize (Makka)	IRR		10	3227.64				
129	Chitradurga	Hiiriyur	DHARMAPURA	Hobli	Maize (Makka)	IRR		10	2837.67				
130	Chitradurga	Hiiriyur	J G HALLI	Hobli	Maize (Makka)	IRR				Taluk Level	28	3001.80	
131	Chitradurga	Hiiriyur	KASABA	Hobli	Maize (Makka)	IRR				Taluk Level	28	3001.80	
132	Chitradurga	Hiiriyur	AIMANGALA	Hobli	Maize (Makka)	RF		10	1422.22				
133	Chitradurga	Hiiriyur	DHARMAPURA	Hobli	Maize (Makka)	RF				Taluk Level	26	1263.80	
134	Chitradurga	Hiiriyur	J G HALLI	Hobli	Maize (Makka)	RF				Taluk Level	26	1263.80	
135	Chitradurga	Hiiriyur	KASABA	Hobli	Maize (Makka)	RF				Taluk Level	26	1263.80	
136	Chitradurga	Hiiriyur	AIMANGALA	Hobli	Navane	RF				Taluk Level	18	312.28	
137	Chitradurga	Hiiriyur	DHARMAPURA	Hobli	Navane	RF				Taluk Level	18	312.28	
138	Chitradurga	Hiiriyur	J G HALLI	Hobli	Navane	RF				Taluk Level	18	312.28	
139	Chitradurga	Hiiriyur	KASABA	Hobli	Navane	RF				Taluk Level	18	312.28	

Government of Karnataka

Directorate of Economics and Statistics

Hobli Level Average Yield data for Kharif season 2018-19

S.N	District	Taluk	Insurance Unit (hobli/ GP)	GP/HOBLI	Crop	IRR_R F	Area_Sown_Ha	No_CCE_C onducted	Average Yield(Kg/Ha)	Name_Of Higher_Le vel	No_cce Conducted_Higher	Higher average Yield(Kg/Ha)	Neighbouring Yield
140	Chitradurga	Hiiriyur	AIMANGALA	Hobli	Onion	IRR		10	12155.68				
141	Chitradurga	Hiiriyur	DHARMAPURA	Hobli	Onion	IRR		10	7611.00				
142	Chitradurga	Hiiriyur	J G HALLI	Hobli	Onion	IRR				Taluk Level	38	11812.28	
143	Chitradurga	Hiiriyur	KASABA	Hobli	Onion	IRR				Taluk Level	38	11812.28	
144	Chitradurga	Hiiriyur	AIMANGALA	Hobli	Onion	RF						6210.44	Y
145	Chitradurga	Hiiriyur	J G HALLI	Hobli	Onion	RF						1200.00	Y
146	Chitradurga	Hiiriyur	DHARMAPURA	Hobli	PADDY	IRR		10	3894.01				
147	Chitradurga	Hiiriyur	J G HALLI	Hobli	PADDY	IRR				Taluk Level	10	3894.01	
148	Chitradurga	Hiiriyur	KASABA	Hobli	PADDY	IRR				Taluk Level	10	3894.01	
149	Chitradurga	Hiiriyur	AIMANGALA	Hobli	Pearl Millet (Bajra/Bulrush Millet/Spiked Millet)	RF				District Level	60	430.66	
150	Chitradurga	Hiiriyur	DHARMAPURA	Hobli	Pearl Millet (Bajra/Bulrush Millet/Spiked Millet)	RF				District Level	60	430.66	
151	Chitradurga	Hiiriyur	J G HALLI	Hobli	Pearl Millet (Bajra/Bulrush Millet/Spiked Millet)	RF				District Level	60	430.66	
152	Chitradurga	Hiiriyur	KASABA	Hobli	Pearl Millet (Bajra/Bulrush Millet/Spiked Millet)	RF				District Level	60	430.66	
153	Chitradurga	Hiiriyur	AIMANGALA	Hobli	Pigeon pea (red gram/arhar/tur)	RF				Taluk Level	33	296.72	
154	Chitradurga	Hiiriyur	DHARMAPURA	Hobli	Pigeon pea (red gram/arhar/tur)	RF				Taluk Level	33	296.72	
155	Chitradurga	Hiiriyur	J G HALLI	Hobli	Pigeon pea (red gram/arhar/tur)	RF		10	220.76				

Government of Karnataka
Directorate of Economics and Statistics
Hobli Level Average Yield data for Kharif season 2018-19

S.N	District	Taluk	Insurance Unit (hobli/ GP)	GP/HOBLI	Crop	IRR_R F	Area Sown_Ha	No_CCE_C onducted	Average Yield(Kg/Ha)	Name_Of Higher_Level	No_cce Conducted_Higher	Higher average Yield(Kg/Ha)	Neighbouring Yield
156	Chitradurga	Hiiriyur	KASABA	Hobli	Pigeon pea (red gram/arhar/tur)	RF				Taluk Level	33	296.72	
157	Chitradurga	Hiiriyur	AIMANGALA	Hobli	RAGI	IRR		10	1796.85				
158	Chitradurga	Hiiriyur	DHARMAPURA	Hobli	RAGI	IRR		10	959.69				
159	Chitradurga	Hiiriyur	J G HALLI	Hobli	RAGI	IRR				Taluk Level	33	1438.81	
160	Chitradurga	Hiiriyur	KASABA	Hobli	RAGI	IRR				Taluk Level	33	1438.81	
161	Chitradurga	Hiiriyur	AIMANGALA	Hobli	RAGI	RF		10	1118.40				
162	Chitradurga	Hiiriyur	DHARMAPURA	Hobli	RAGI	RF				Taluk Level	36	756.19	
163	Chitradurga	Hiiriyur	J G HALLI	Hobli	RAGI	RF				Taluk Level	36	756.19	
164	Chitradurga	Hiiriyur	KASABA	Hobli	RAGI	RF		10	706.00				
165	Chitradurga	Hiiriyur	AIMANGALA	Hobli	Sorghum (Jowar/Great Millet)	IRR				District Level	21	2052.96	
166	Chitradurga	Hiiriyur	AIMANGALA	Hobli	Sorghum (Jowar/Great Millet)	RF						311.82	Y
167	Chitradurga	Hiiriyur	DHARMAPURA	Hobli	Sorghum (Jowar/Great Millet)	RF						360.43	Y
168	Chitradurga	Hiiriyur	J G HALLI	Hobli	Sorghum (Jowar/Great Millet)	RF						654.41	Y
169	Chitradurga	Hiiriyur	KASABA	Hobli	Sorghum (Jowar/Great Millet)	RF						654.41	Y
170	Chitradurga	Hiiriyur	AIMANGALA	Hobli	SUNFLOWER	IRR						1331.32	Y
171	Chitradurga	Hiiriyur	DHARMAPURA	Hobli	SUNFLOWER	IRR						1535.04	Y

Government of Karnataka

Directorate of Economics and Statistics

Hobli Level Average Yield data for Kharif season 2018-19

S.N	District	Taluk	Insurance Unit (hobli/ GP)	GP/HOBLI	Crop	IRR_R F	Area_Sown_Ha	No_CCE_C onducted	Average Yield(Kg/Ha)	Name_Of Higher_Level	No_cce Conducted_Higher	Higher average Yield(Kg/Ha)	Neighbouring Yield
172	Chitradurga	Hiiriyur	J G HALLI	Hobli	SUNFLOWER	IRR						1469.35	Y
173	Chitradurga	Hiiriyur	KASABA	Hobli	SUNFLOWER	IRR						1331.32	Y
174	Chitradurga	Holalkere	BEEDURGA	Hobli	COTTON	RF		10	267.88				
175	Chitradurga	Holalkere	KASABA	Hobli	COTTON	RF		10	706.57				
176	Chitradurga	Holalkere	RAMAGIRI	Hobli	COTTON	RF		10	454.46				
177	Chitradurga	Holalkere	TALYA	Hobli	COTTON	RF		10	270.22				
178	Chitradurga	Holalkere	BEEDURGA	Hobli	Green Gram (Moong Bean/ Moong)	RF				Taluk Level	4	146.78	
179	Chitradurga	Holalkere	RAMAGIRI	Hobli	Green Gram (Moong Bean/ Moong)	RF				Taluk Level	4	146.78	
180	Chitradurga	Holalkere	TALYA	Hobli	Green Gram (Moong Bean/ Moong)	RF						186.39	Y
181	Chitradurga	Holalkere	BEEDURGA	Hobli	GROUNDNUT	RF				Taluk Level	34	1389.68	
182	Chitradurga	Holalkere	KASABA	Hobli	GROUNDNUT	RF		10	1206.12				
183	Chitradurga	Holalkere	RAMAGIRI	Hobli	GROUNDNUT	RF		10	1350.62				
184	Chitradurga	Holalkere	TALYA	Hobli	GROUNDNUT	RF				Taluk Level	34	1389.68	
185	Chitradurga	Holalkere	RAMAGIRI	Hobli	Navane	RF		10	352.32				
186	Chitradurga	Holalkere	TALYA	Hobli	Navane	RF				Taluk Level	12	374.08	
187	Chitradurga	Holalkere	KASABA	Hobli	Onion	IRR				Taluk Level	26	9582.65	

Government of Karnataka

Directorate of Economics and Statistics

Hobli Level Average Yield data for Kharif season 2018-19

S.N	District	Taluk	Insurance Unit (hobli/ GP)	GP/HOBLI	Crop	IRR_R F	Area Sown Ha	No_CCE_C onducted	Average Yield(Kg/Ha)	Name_Of Higher_Level	No_cce Conducted Higher	Higher average Yield(Kg/Ha)	Neighbouring Yield
188	Chitradurga	Holalkere	RAMAGIRI	Hobli	Onion	IRR		10	10278.67				
189	Chitradurga	Holalkere	TALYA	Hobli	Onion	IRR		10	8770.00				
190	Chitradurga	Holalkere	RAMAGIRI	Hobli	Onion	RF		10	7635.11				
191	Chitradurga	Holalkere	TALYA	Hobli	Onion	RF		10	7032.67				
192	Chitradurga	Holalkere	BEEDURGA	Hobli	Pigeon pea (red gram/arhar/tur)	RF		10	691.22				
193	Chitradurga	Holalkere	KASABA	Hobli	Pigeon pea (red gram/arhar/tur)	RF		10	637.16				
194	Chitradurga	Holalkere	RAMAGIRI	Hobli	Pigeon pea (red gram/arhar/tur)	RF		10	1424.85				
195	Chitradurga	Holalkere	TALYA	Hobli	Pigeon pea (red gram/arhar/tur)	RF		10	1083.84				
196	Chitradurga	Holalkere	RAMAGIRI	Hobli	Save	RF				Taluk Level	4	1004.40	
197	Chitradurga	Holalkere	BEEDURGA	Hobli	Sesame (Gingelly/Til)/Sesamum	RF				Taluk Level	6	1023.56	
198	Chitradurga	Holalkere	KASABA	Hobli	Sesame (Gingelly/Til)/Sesamum	RF						940.61	Y
199	Chitradurga	Holalkere	RAMAGIRI	Hobli	Sesame (Gingelly/Til)/Sesamum	RF				Taluk Level	6	1023.56	
200	Chitradurga	Holalkere	TALYA	Hobli	Sesame (Gingelly/Til)/Sesamum	RF				Taluk Level	6	1023.56	
201	Chitradurga	Holalkere	BEEDURGA	Hobli	Sorghum (Jowar/Great Millet)	RF				District Level	65	563.89	
202	Chitradurga	Holalkere	KASABA	Hobli	Sorghum (Jowar/Great Millet)	RF				District Level	65	563.89	

Government of Karnataka

Directorate of Economics and Statistics

Hobli Level Average Yield data for Kharif season 2018-19

S.N	District	Taluk	Insurance Unit (hobli/ GP)	GP/HOBLI	Crop	IRR_R F	Area Sown Ha	No_CCE_C onducted	Average Yield(Kg/Ha)	Name_Of Higher_Level	No_cce Conducted_Higher	Higher average Yield(Kg/Ha)	Neighbouring Yield
203	Chitradurga	Holalkere	RAMAGIRI	Hobli	Sorghum (Jowar/Great Millet)	RF				District Level	65	563.89	
204	Chitradurga	Holalkere	TALYA	Hobli	Sorghum (Jowar/Great Millet)	RF				District Level	65	563.89	
205	Chitradurga	Holalkere	BEEDURGA	Hobli	SUNFLOWER	RF				District Level	114	538.99	
206	Chitradurga	Holalkere	RAMAGIRI	Hobli	Tomato	NS						9400.00	Y
207	Chitradurga	Holalkere	TALYA	Hobli	Tomato	NS				Taluk Level	4	10070.00	
208	Chitradurga	Hosadurga	KASABA	Hobli	COTTON	RF		10	313.82				
209	Chitradurga	Hosadurga	MADADAKERE	Hobli	COTTON	RF		10	288.17				
210	Chitradurga	Hosadurga	MATTODU	Hobli	COTTON	RF		10	131.15				
211	Chitradurga	Hosadurga	KASABA	Hobli	Green Gram (Moong Bean/ Moong)	RF		10	201.62				
212	Chitradurga	Hosadurga	MADADAKERE	Hobli	Green Gram (Moong Bean/ Moong)	RF		10	147.55				
213	Chitradurga	Hosadurga	MATTODU	Hobli	Green Gram (Moong Bean/ Moong)	RF				Taluk Level	39	223.35	
214	Chitradurga	Hosadurga	SHREERAMPURA	Hobli	Green Gram (Moong Bean/ Moong)	RF		10	367.40				
215	Chitradurga	Hosadurga	KASABA	Hobli	GROUNDNUT	RF		10	866.13				
216	Chitradurga	Hosadurga	MADADAKERE	Hobli	GROUNDNUT	RF		10	761.34				
217	Chitradurga	Hosadurga	MATTODU	Hobli	GROUNDNUT	RF		10	462.79				

**Government of Karnataka
Directorate of Economics and Statistics**

Hobli Level Average Yield data for Kharif season 2018-19

S.N	District	Taluk	Insurance Unit (hobli/ GP)	GP/HOBLI	Crop	IRR_R F	Area_Sown_Ha	No_CCE_C onducted	Average Yield(Kg/Ha)	Name_Of_Higher_Level	No_cce Conducted_Higher	Higher average Yield(Kg/Ha)	Neighbouring Yield
218	Chitradurga	Hosadurga	SHREERAMPURA	Hobli	GROUNDNUT	RF				Taluk Level	39	657.90	
219	Chitradurga	Hosadurga	KASABA	Hobli	Horse Gram (kulthi/kultha)	RF				Taluk Level	9	1806.98	
220	Chitradurga	Hosadurga	MADADAKERE	Hobli	Horse Gram (kulthi/kultha)	RF				Taluk Level	9	1806.98	
221	Chitradurga	Hosadurga	MATTODU	Hobli	Horse Gram (kulthi/kultha)	RF						1191.58	Y
222	Chitradurga	Hosadurga	SHREERAMPURA	Hobli	Horse Gram (kulthi/kultha)	RF						916.24	Y
223	Chitradurga	Hosadurga	KASABA	Hobli	Maize (Makka)	RF		10	2307.12				
224	Chitradurga	Hosadurga	MADADAKERE	Hobli	Maize (Makka)	RF		10	2117.59				
225	Chitradurga	Hosadurga	MATTODU	Hobli	Maize (Makka)	RF		10	1258.79				
226	Chitradurga	Hosadurga	KASABA	Hobli	Navane	RF		10	272.31				
227	Chitradurga	Hosadurga	MADADAKERE	Hobli	Navane	RF		10	174.19				
228	Chitradurga	Hosadurga	MATTODU	Hobli	Navane	RF		10	227.37				
229	Chitradurga	Hosadurga	SHREERAMPURA	Hobli	Navane	RF		10	236.53				
230	Chitradurga	Hosadurga	KASABA	Hobli	Onion	RF		10	11534.04				
231	Chitradurga	Hosadurga	KASABA	Hobli	PADDY	IRR				Taluk Level	17	3384.00	
232	Chitradurga	Hosadurga	SHREERAMPURA	Hobli	PADDY	IRR				Taluk Level	17	3384.00	

(Handwritten mark)

Government of Karnataka

Directorate of Economics and Statistics

Hobli Level Average Yield data for Kharif season 2018-19

S.N	District	Taluk	Insurance Unit (hobli/ GP)	GP/HOBLI	Crop	IRR_R F	Area Sown Ha	No_CCE_C onducted	Average Yield(Kg/Ha)	Name_Of_Higher_Level	No_cce Conducted_Higher	Higher average Yield(Kg/Ha)	Neighbouring Yield
233	Chitradurga	Hosadurga	KASABA	Hobli	Pigeon pea (red gram/arhar/tur)	RF		10	553.24				
234	Chitradurga	Hosadurga	MADADAKERE	Hobli	Pigeon pea (red gram/arhar/tur)	RF		10	333.86				
235	Chitradurga	Hosadurga	MATTODU	Hobli	Pigeon pea (red gram/arhar/tur)	RF		10	237.26				
236	Chitradurga	Hosadurga	SHREERAMPURA	Hobli	Pigeon pea (red gram/arhar/tur)	RF		10	681.17				
237	Chitradurga	Hosadurga	KASABA	Hobli	RAGI	IRR		10	1183.44				
238	Chitradurga	Hosadurga	KASABA	Hobli	Red Chillies	RF		10	502.92				
239	Chitradurga	Hosadurga	KASABA	Hobli	Save	RF		10	1918.01				
240	Chitradurga	Hosadurga	MADADAKERE	Hobli	Save	RF				Taluk Level	38	1296.77	
241	Chitradurga	Hosadurga	MATTODU	Hobli	Save	RF		10	878.80				
242	Chitradurga	Hosadurga	SHREERAMPURA	Hobli	Save	RF		10	1231.38				
243	Chitradurga	Hosadurga	KASABA	Hobli	Sesame (Gingelly/Til)/Sesamum	RF		10	1149.95				
244	Chitradurga	Hosadurga	MADADAKERE	Hobli	Sesame (Gingelly/Til)/Sesamum	RF				Taluk Level	32	838.74	
245	Chitradurga	Hosadurga	MATTODU	Hobli	Sesame (Gingelly/Til)/Sesamum	RF		10	752.47				
246	Chitradurga	Hosadurga	SHREERAMPURA	Hobli	Sesame (Gingelly/Til)/Sesamum	RF		10	643.19				
247	Chitradurga	Hosadurga	KASABA	Hobli	Sorghum (Jowar/Great Millet)	RF						1193.71	Y
248	Chitradurga	Hosadurga	MADADAKERE	Hobli	Sorghum (Jowar/Great Millet)	RF						775.15	Y

**Government of Karnataka
Directorate of Economics and Statistics**

Hobli Level Average Yield data for Kharif season 2018-19

S.N	District	Taluk	Insurance Unit (hobli/ GP)	GP/HOBLI	Crop	IRR_R F	Area Sown Ha	No_CCE_C onducted	Average Yield(Kg/Ha)	Name_Of_Higher_Level	No_cce Conducted_Higher	Higher average Yield(Kg/Ha)	Neighbouring Yield
249	Chitradurga	Hosadurga	MATTODU	Hobli	Sorghum (Jowar/Great Millet)	RF						775.15	Y
250	Chitradurga	Hosadurga	SHREERAMPURA	Hobli	Sorghum (Jowar/Great Millet)	RF						844.00	Y
251	Chitradurga	Hosadurga	KASABA	Hobli	SUNFLOWER	RF				Taluk Level	8	1476.61	
252	Chitradurga	Hosadurga	MADADAKERE	Hobli	SUNFLOWER	RF				Taluk Level	8	1476.61	
253	Chitradurga	Molakalmur	DEVASAMUDRA	Hobli	COTTON	IRR		10	564.79				
254	Chitradurga	Molakalmur	KASABA	Hobli	COTTON	IRR		10	309.92				
255	Chitradurga	Molakalmur	DEVASAMUDRA	Hobli	COTTON	RF		10	210.50				
256	Chitradurga	Molakalmur	DEVASAMUDRA	Hobli	Horse Gram (kulthi/kultha)	RF				Taluk Level	14	346.35	
257	Chitradurga	Molakalmur	KASABA	Hobli	Horse Gram (kulthi/kultha)	RF		10	269.67				
258	Chitradurga	Molakalmur	DEVASAMUDRA	Hobli	Maize (Makka)	IRR				Taluk Level	17	3481.81	
259	Chitradurga	Molakalmur	KASABA	Hobli	Maize (Makka)	IRR				Taluk Level	17	3481.81	
260	Chitradurga	Molakalmur	DEVASAMUDRA	Hobli	Maize (Makka)	RF						1545.48	Y
261	Chitradurga	Molakalmur	DEVASAMUDRA	Hobli	Navane	RF		10	166.86				
262	Chitradurga	Molakalmur	KASABA	Hobli	Navane	RF		10	94.74				
263	Chitradurga	Molakalmur	DEVASAMUDRA	Hobli	Onion	IRR		10	8830.00				
264	Chitradurga	Molakalmur	KASABA	Hobli	Onion	IRR		10	12928.00				

Government of Karnataka

Directorate of Economics and Statistics

Hobli Level Average Yield data for Kharif season 2018-19

S.N	District	Taluk	Insurance Unit (hobli/ GP)	GP/HOBLI	Crop	IRR_R F	Area Sown Ha	No_CCE_C onducted	Average Yield(Kg/Ha)	Name_Of Higher_Le vel	No_cce Conducted Higher	Higher average Yield(Kg/Ha)	Neighbouring Yield
265	Chitradurga	Molakalmur	DEVASAMUDRA	Hobli	PADDY	IRR		10	2589.09				
266	Chitradurga	Molakalmur	KASABA	Hobli	PADDY	IRR				Taluk Level	19	2770.65	
267	Chitradurga	Molakalmur	DEVASAMUDRA	Hobli	Pearl Millet (Bajra/Bulrush Millet/Spiked Millet)	RF		10	411.71				
268	Chitradurga	Molakalmur	KASABA	Hobli	Pearl Millet (Bajra/Bulrush Millet/Spiked Millet)	RF				Taluk Level	18	295.23	
269	Chitradurga	Molakalmur	DEVASAMUDRA	Hobli	Pigeon pea (red gram/arhar/tur)	RF				Taluk Level	18	74.79	
270	Chitradurga	Molakalmur	KASABA	Hobli	Pigeon pea (red gram/arhar/tur)	RF		10	58.56				
271	Chitradurga	Molakalmur	DEVASAMUDRA	Hobli	RAGI	IRR				Taluk Level	18	1906.00	
272	Chitradurga	Molakalmur	KASABA	Hobli	RAGI	IRR		10	1818.83				
273	Chitradurga	Molakalmur	KASABA	Hobli	RAGI	RF		10	214.67				
274	Chitradurga	Molakalmur	DEVASAMUDRA	Hobli	Sorghum (Jowar/Great Millet)	IRR				Taluk Level	17	1912.75	
275	Chitradurga	Molakalmur	KASABA	Hobli	Sorghum (Jowar/Great Millet)	IRR				Taluk Level	17	1912.75	
276	Chitradurga	Molakalmur	DEVASAMUDRA	Hobli	Sorghum (Jowar/Great Millet)	RF		10	110.13				
277	Chitradurga	Molakalmur	KASABA	Hobli	Sorghum (Jowar/Great Millet)	RF				Taluk Level	19	139.88	
278	Chitradurga	Molakalmur	DEVASAMUDRA	Hobli	SUNFLOWER	IRR						1469.95	Y
279	Chitradurga	Molakalmur	DEVASAMUDRA	Hobli	SUNFLOWER	RF		10	457.86				
280	Chitradurga	Molakalmur	KASABA	Hobli	SUNFLOWER	RF						699.99	Y


Q

Government of Karnataka

Directorate of Economics and Statistics

Hobli Level Average Yield data for Kharif season 2018-19

S.N	District	Taluk	Insurance Unit (hobli/ GP)	GP/HOBLI	Crop	IRR_R F	Area_Sown_Ha	No_CCE_C onducted	Average Yield(Kg/Ha)	Name_Of_Higher_Level	No_cce Conducted_Higher	Higher average Yield(Kg/Ha)	Neighbouring Yield
281	Chitradurga	Molakalmur	DEVASAMUDRA	Hobli	Tomato	NS		10	7885.60				


Joint Director
Crop insurance scheme Division
Directorate of Economics and Statistics



Government of Karnataka
Directorate of Economics and Statistics
Hobli Level Average Yield data for Kharif season 2018-19

S.N	District	Taluk	Insurance Unit (hobli/ GP)	GP/HOBLI	Crop	IRR_R F	Area_Sown_Ha	No_CCE_C onducted	Average Yield(Kg/Ha)	Name_Of_Higher_Level	No_cce Conducted_Higher	Higher average Yield(Kg/Ha)	Neighbouring Yield
1	Davangere	Channagiri	KASABA	Hobli	COTTON	RF				Taluk Level	28	404.25	
2	Davangere	Channagiri	SANTEBENNURU-1	Hobli	COTTON	RF		10	372.63				
3	Davangere	Channagiri	SANTEBENNURU-2	Hobli	COTTON	RF		10	506.07				
4	Davangere	Channagiri	KASABA	Hobli	GROUNDNUT	RF		10	1238.74				
5	Davangere	Channagiri	UBRANI	Hobli	GROUNDNUT	RF		10	1272.66				
6	Davangere	Channagiri	KASABA	Hobli	Onion	RF		10	12746.00				
7	Davangere	Channagiri	SANTEBENNURU-2	Hobli	Onion	RF		10	15087.47				
8	Davangere	Channagiri	UBRANI	Hobli	Onion	RF		10	10684.00				
9	Davangere	Channagiri	BASAVAPATTANA-1	Hobli	PADDY	IRR		10	6074.63				
10	Davangere	Channagiri	BASAVAPATTANA-2	Hobli	PADDY	IRR		10	5893.54				
11	Davangere	Channagiri	KASABA	Hobli	PADDY	IRR		10	3513.34				
12	Davangere	Channagiri	SANTEBENNURU-1	Hobli	PADDY	IRR		10	5534.37				
13	Davangere	Channagiri	SANTEBENNURU-2	Hobli	PADDY	IRR				Taluk Level	49	5077.81	
14	Davangere	Channagiri	SANTEBENNURU-1	Hobli	PADDY	RF				State Level	4674	3755.08	
15	Davangere	Channagiri	UBRANI	Hobli	PADDY	RF				State Level	4674	3755.08	
16	Davangere	Channagiri	BASAVAPATTANA-1	Hobli	RAGI	RF				Taluk Level	54	1281.21	

Government of Karnataka
Directorate of Economics and Statistics
Hobli Level Average Yield data for Kharif season 2018-19

S.N	District	Taluk	Insurance Unit (hobli/ GP)	GP/HOBLI	Crop	IRR_R F	Area_Sown_Ha	No_CCE_C onducted	Average Yield(Kg/Ha)	Name_Of_Higher_Le vel	No_cce Conducted_Higher	Higher average Yield(Kg/Ha)	Neighbouring Yield
17	Davangere	Channagiri	BASAVAPATTANA-2	Hobli	RAGI	RF				Taluk Level	54	1281.21	
18	Davangere	Channagiri	KASABA	Hobli	RAGI	RF		10	1568.29				
19	Davangere	Channagiri	SANTEBENNURU-1	Hobli	RAGI	RF		10	1484.13				
20	Davangere	Channagiri	SANTEBENNURU-2	Hobli	RAGI	RF		10	1229.02				
21	Davangere	Channagiri	UBRANI	Hobli	RAGI	RF		10	837.40				
22	Davangere	Channagiri	SANTEBENNURU-1	Hobli	Sesame (Gingelly/Til)/Sesamum	RF		10	1925.91				
23	Davangere	Channagiri	UBRANI	Hobli	Sesame (Gingelly/Til)/Sesamum	RF				Taluk Level	12	1891.05	
24	Davangere	Channagiri	BASAVAPATTANA-1	Hobli	Sorghum (Jowar/Great Millet)	RF		10	2201.86				
25	Davangere	Channagiri	BASAVAPATTANA-2	Hobli	Sorghum (Jowar/Great Millet)	RF		10	2292.69				
26	Davangere	Channagiri	KASABA	Hobli	Sorghum (Jowar/Great Millet)	RF				Taluk Level	52	1769.53	
27	Davangere	Channagiri	SANTEBENNURU-1	Hobli	Sorghum (Jowar/Great Millet)	RF		10	735.41				
28	Davangere	Channagiri	SANTEBENNURU-2	Hobli	Sorghum (Jowar/Great Millet)	RF				Taluk Level	52	1769.53	
29	Davangere	Channagiri	UBRANI	Hobli	Sorghum (Jowar/Great Millet)	RF		10	2123.40				
30	Davangere	Davanagere	ANAGODU	Hobli	COTTON	RF		10	277.39				
31	Davangere	Davanagere	ANAGODU	Hobli	Maize (Makka)	IRR		10	4996.19				
32	Davangere	Davanagere	KASABA	Hobli	Maize (Makka)	IRR		10	3505.91				

(S)

Government of Karnataka
Directorate of Economics and Statistics
Hobli Level Average Yield data for Kharif season 2018-19

S.N	District	Taluk	Insurance Unit (hobli/ GP)	GP/HOBLI	Crop	IRR_R F	Area Sown Ha	No_CCE_C onducted	Average Yield(Kg/Ha)	Name_Of Higher_Level	No_cce Conducted_Higher	Higher average Yield(Kg/Ha)	Neighbouring Yield
33	Davangere	Davanagere	MAYAKONDA	Hobli	Maize (Makka)	IRR		10	4828.62				
34	Davangere	Davanagere	ANAGODU	Hobli	PADDY	IRR		10	3972.38				
35	Davangere	Davanagere	KASABA	Hobli	PADDY	IRR		10	5801.19				
36	Davangere	Davanagere	MAYAKONDA	Hobli	PADDY	IRR		10	5454.65				
37	Davangere	Davanagere	ANAGODU	Hobli	Pigeon pea (red gram/arhar/tur)	RF		10	1490.54				
38	Davangere	Davanagere	KASABA	Hobli	Pigeon pea (red gram/arhar/tur)	RF		10	1353.90				
39	Davangere	Davanagere	MAYAKONDA	Hobli	Pigeon pea (red gram/arhar/tur)	RF		10	1005.90				
40	Davangere	Davanagere	KASABA	Hobli	RAGI	IRR		10	1670.13				
41	Davangere	Davanagere	ANAGODU	Hobli	RAGI	RF		10	1053.26				
42	Davangere	Davanagere	KASABA	Hobli	RAGI	RF		10	1445.61				
43	Davangere	Davanagere	MAYAKONDA	Hobli	RAGI	RF		10	722.22				
44	Davangere	Davanagere	ANAGODU	Hobli	Sorghum (Jowar/Great Millet)	IRR		10	3598.70				
45	Davangere	Davanagere	ANAGODU	Hobli	Sorghum (Jowar/Great Millet)	RF		10	2865.70				
46	Davangere	Davanagere	KASABA	Hobli	Sorghum (Jowar/Great Millet)	RF		10	3077.25				
47	Davangere	Davanagere	MAYAKONDA	Hobli	Sorghum (Jowar/Great Millet)	RF		10	2087.18				
48	Davangere	Davanagere	ANAGODU(H)	Hobli	Sugarcane(Irrigated)	IRR			129808.00				

Government of Karnataka
Directorate of Economics and Statistics
Hobli Level Average Yield data for Kharif season 2018-19

S.N	District	Taluk	Insurance Unit (hobli/ GP)	GP/HOBLI	Crop	IRR_R F	Area_Sown_Ha	No_CCE_C onducted	Average Yield(Kg/Ha)	Name_Of Higher_Le vel	No_cce Conducted_Higher	Higher average Yield(Kg/Ha)	Neighbouring Yield
49	Davangere	Davanagere	KASABA(H)	Hobli	Sugarcane(Irrigated)	IRR			119002.00				
50	Davangere	Davanagere	ANAGODU	Hobli	Tomato	NS		10	20808.00				
51	Davangere	Davanagere	MAYAKONDA	Hobli	Tomato	NS		10	23260.00				
52	Davangere	Harihar	MALEBENNURU	Hobli	COTTON	RF				District Level	68	328.44	
53	Davangere	Harihar	KASABA	Hobli	Maize (Makka)	IRR		10	4190.13				
54	Davangere	Harihar	MALEBENNURU	Hobli	Maize (Makka)	IRR		10	3667.40				
55	Davangere	Harihar	KASABA	Hobli	Sorghum (Jowar/Great Millet)	IRR				Taluk Level	6	2655.85	
56	Davangere	Harihar	MALEBENNURU	Hobli	Sorghum (Jowar/Great Millet)	IRR				Taluk Level	6	2655.85	
57	Davangere	Harihar	KASABA	Hobli	Sorghum (Jowar/Great Millet)	RF				Taluk Level	18	1953.81	
58	Davangere	Harihar	MALEBENNURU	Hobli	Sorghum (Jowar/Great Millet)	RF		10	2142.52				
59	Davangere	Harihar	KASABA(H)	Hobli	Sugarcane(Irrigated)	IRR			104840.00				
60	Davangere	Honnali	BELAGUTTI	Hobli	GROUNDNUT	RF				Taluk Level	39	1413.16	
61	Davangere	Honnali	GOVINAKOVI-1	Hobli	GROUNDNUT	RF		10	1394.97				
62	Davangere	Honnali	GOVINAKOVI-2	Hobli	GROUNDNUT	RF		10	1373.57				
63	Davangere	Honnali	KASABA	Hobli	GROUNDNUT	RF		10	1384.88				
64	Davangere	Honnali	BELAGUTTI	Hobli	Maize (Makka)	IRR		10	3546.65				

(S)

Government of Karnataka
Directorate of Economics and Statistics
Hobli Level Average Yield data for Kharif season 2018-19

S.N	District	Taluk	Insurance Unit (hobli/ GP)	GP/HOBLI	Crop	IRR_R F	Area Sown Ha	No_CCE_C onducted	Average Yield(Kg/Ha)	Name_Of_Higher_Level	No_cce Conducted_Higher	Higher average Yield(Kg/Ha)	Neighbouring Yield
65	Davangere	Honnali	GOVINAKOVI-1	Hobli	Maize (Makka)	IRR		10	3524.77				
66	Davangere	Honnali	GOVINAKOVI-2	Hobli	Maize (Makka)	IRR		10	2961.09				
67	Davangere	Honnali	KASABA	Hobli	Maize (Makka)	IRR		10	4210.87				
68	Davangere	Honnali	SASVEHALLI-1	Hobli	Maize (Makka)	IRR				Taluk Level	59	3765.55	
69	Davangere	Honnali	SASVEHALLI-2	Hobli	Maize (Makka)	IRR		10	3576.20				
70	Davangere	Honnali	BELAGUTTI	Hobli	Onion	RF		10	17404.93				
71	Davangere	Honnali	KASABA	Hobli	Onion	RF				Taluk Level	19	15004.70	
72	Davangere	Honnali	BELAGUTTI	Hobli	PADDY	IRR		10	4183.83				
73	Davangere	Honnali	GOVINAKOVI-1	Hobli	PADDY	IRR		10	4232.25				
74	Davangere	Honnali	GOVINAKOVI-2	Hobli	PADDY	IRR		10	4181.78				
75	Davangere	Honnali	KASABA	Hobli	PADDY	IRR		10	4914.69				
76	Davangere	Honnali	SASVEHALLI-1	Hobli	PADDY	IRR		10	3704.70				
77	Davangere	Honnali	SASVEHALLI-2	Hobli	PADDY	IRR		10	4820.52				
78	Davangere	Honnali	BELAGUTTI	Hobli	Pigeon pea (red gram/arhar/tur)	RF		10	1935.01				
79	Davangere	Honnali	GOVINAKOVI-1	Hobli	Pigeon pea (red gram/arhar/tur)	RF		10	820.43				
80	Davangere	Honnali	KASABA	Hobli	Pigeon pea (red gram/arhar/tur)	RF		10	1102.92				

(2)

Government of Karnataka
Directorate of Economics and Statistics
Hobli Level Average Yield data for Kharif season 2018-19

S.N	District	Taluk	Insurance Unit (hobli/ GP)	GP/HOBLI	Crop	IRR_R F	Area Sown Ha	No_CCE_C onducted	Average Yield(Kg/Ha)	Name_Of Higher_Level	No_cce Conducted_Higher	Higher average Yield(Kg/Ha)	Neighbouring Yield
81	Davangere	Honnali	BELAGUTTI	Hobli	RAGI	RF		10	1460.12				
82	Davangere	Honnali	GOVINAKOVI-1	Hobli	RAGI	RF		10	826.39				
83	Davangere	Honnali	GOVINAKOVI-2	Hobli	RAGI	RF		10	1161.86				
84	Davangere	Honnali	KASABA	Hobli	RAGI	RF		10	1256.84				
85	Davangere	Honnali	SASVEHALLI-1	Hobli	RAGI	RF		10	1430.22				
86	Davangere	Honnali	BELAGUTTI	Hobli	Sorghum (Jowar/Great Millet)	RF				Taluk Level	26	1991.63	
87	Davangere	Honnali	GOVINAKOVI-1	Hobli	Sorghum (Jowar/Great Millet)	RF				Taluk Level	26	1991.63	
88	Davangere	Honnali	GOVINAKOVI-2	Hobli	Sorghum (Jowar/Great Millet)	RF		10	2206.23				
89	Davangere	Honnali	KASABA	Hobli	Sorghum (Jowar/Great Millet)	RF		10	1797.89				
90	Davangere	Honnali	SASVEHALLI-1	Hobli	Sorghum (Jowar/Great Millet)	RF				Taluk Level	26	1991.63	
91	Davangere	Honnali	BELAGUTTI	Hobli	SUNFLOWER	RF				District Level	10	978.95	
92	Davangere	Honnali	GOVINAKOVI-1	Hobli	SUNFLOWER	RF				District Level	10	978.95	
93	Davangere	Honnali	GOVINAKOVI-2	Hobli	SUNFLOWER	RF				District Level	10	978.95	
94	Davangere	Honnali	KASABA	Hobli	SUNFLOWER	RF				District Level	10	978.95	
95	Davangere	Honnali	BELAGUTTI	Hobli	Tomato	NS		10	36598.00				

Government of Karnataka
Directorate of Economics and Statistics
Hobli Level Average Yield data for Kharif season 2018-19


S.N	District	Taluk	Insurance Unit (hobli/ GP)	GP/HOBLI	Crop	IRR_R F	Area Sown Ha	No_CCE_C onducted	Average Yield(Kg/Ha)	Name_Of_Higher_Level	No_cce Conducted_Higher	Higher average Yield(Kg/Ha)	Neighbouring Yield
96	Davangere	Jagalur	BILICHODU	Hobli	COTTON	IRR		10	365.29				
97	Davangere	Jagalur	KASABA	Hobli	COTTON	IRR		10	361.62				
98	Davangere	Jagalur	SOKKE	Hobli	COTTON	IRR		10	295.77				
99	Davangere	Jagalur	BILICHODU	Hobli	COTTON	RF		10	345.61				
100	Davangere	Jagalur	KASABA	Hobli	COTTON	RF		10	182.81				
101	Davangere	Jagalur	SOKKE	Hobli	COTTON	RF		10	295.70				
102	Davangere	Jagalur	KASABA	Hobli	Green Gram (Moong Bean/ Moong)	RF				State Level	3331	348.98	
103	Davangere	Jagalur	KASABA	Hobli	GROUNDNUT	IRR		10	699.12				
104	Davangere	Jagalur	SOKKE	Hobli	GROUNDNUT	IRR		10	701.44				
105	Davangere	Jagalur	BILICHODU	Hobli	GROUNDNUT	RF		10	1415.76				
106	Davangere	Jagalur	KASABA	Hobli	GROUNDNUT	RF		10	392.38				
107	Davangere	Jagalur	SOKKE	Hobli	GROUNDNUT	RF		10	1053.46				
108	Davangere	Jagalur	KASABA	Hobli	Horse Gram (kulthi/kultha)	RF		10	747.92				
109	Davangere	Jagalur	BILICHODU	Hobli	Maize (Makka)	IRR		10	3182.46				
110	Davangere	Jagalur	KASABA	Hobli	Maize (Makka)	IRR		10	1649.42				
111	Davangere	Jagalur	SOKKE	Hobli	Maize (Makka)	IRR		10	2496.22				

Government of Karnataka
Directorate of Economics and Statistics
Hobli Level Average Yield data for Kharif season 2018-19

S.N	District	Taluk	Insurance Unit (hobli/ GP)	GP/HOBLI	Crop	IRR_R F	Area_Sown_Ha	No_CCE_C onducted	Average Yield(Kg/Ha)	Name_Of_Higher_Level	No_cce Conducted_Higher	Higher average Yield(Kg/Ha)	Neighbouring Yield
112	Davangere	Jagalur	KASABA	Hobli	Navane	RF		10	200.78				
113	Davangere	Jagalur	SOKKE	Hobli	Navane	RF		10	235.34				
114	Davangere	Jagalur	BILICHODU	Hobli	Onion	IRR		10	13076.00				
115	Davangere	Jagalur	KASABA	Hobli	Onion	IRR		10	15668.00				
116	Davangere	Jagalur	SOKKE	Hobli	Onion	IRR		10	14586.00				
117	Davangere	Jagalur	KASABA	Hobli	Onion	RF		10	7262.00				
118	Davangere	Jagalur	SOKKE	Hobli	Onion	RF		10	7948.00				
119	Davangere	Jagalur	KASABA	Hobli	Pearl Millet (Bajra/Bulrush Millet/Spiked Millet)	RF		10	732.83				
120	Davangere	Jagalur	SOKKE	Hobli	Pearl Millet (Bajra/Bulrush Millet/Spiked Millet)	RF		10	502.47				
121	Davangere	Jagalur	BILICHODU	Hobli	Pigeon pea (red gram/arhar/tur)	RF		10	904.08				
122	Davangere	Jagalur	KASABA	Hobli	Pigeon pea (red gram/arhar/tur)	RF		10	669.69				
123	Davangere	Jagalur	SOKKE	Hobli	Pigeon pea (red gram/arhar/tur)	RF		10	602.05				
124	Davangere	Jagalur	KASABA	Hobli	RAGI	IRR				Taluk Level	4	784.58	
125	Davangere	Jagalur	BILICHODU	Hobli	RAGI	RF		10	925.56				
126	Davangere	Jagalur	KASABA	Hobli	RAGI	RF		10	647.29				
127	Davangere	Jagalur	SOKKE	Hobli	RAGI	RF		10	726.02				

Government of Karnataka
Directorate of Economics and Statistics
Hobli Level Average Yield data for Kharif season 2018-19

S.N	District	Taluk	Insurance Unit (hobli/ GP)	GP/HOBLI	Crop	IRR_R F	Area Sown Ha	No_CCE_C onducted	Average Yield(Kg/Ha)	Name_Of_Higher_Level	No_cce Conducted_Higher	Higher average Yield(Kg/Ha)	Neighbouring Yield
128	Davangere	Jagalur	SOKKE	Hobli	Sesame (Gingelly/Til)/Sesamum	RF				Taluk Level	4	853.20	
129	Davangere	Jagalur	BILICHODU	Hobli	Sorghum (Jowar/Great Millet)	IRR		10	3237.50				
130	Davangere	Jagalur	KASABA	Hobli	Sorghum (Jowar/Great Millet)	IRR		10	1727.95				
131	Davangere	Jagalur	SOKKE	Hobli	Sorghum (Jowar/Great Millet)	IRR		10	2525.08				
132	Davangere	Jagalur	BILICHODU	Hobli	Sorghum (Jowar/Great Millet)	RF		10	2208.41				
133	Davangere	Jagalur	KASABA	Hobli	Sorghum (Jowar/Great Millet)	RF		10	1059.02				
134	Davangere	Jagalur	SOKKE	Hobli	Sorghum (Jowar/Great Millet)	RF		10	1863.55				
135	Davangere	Jagalur	KASABA	Hobli	SUNFLOWER	IRR				State Level	843	1189.31	
136	Davangere	Jagalur	KASABA	Hobli	SUNFLOWER	RF		10	978.95				
137	Davangere	Jagalur	SOKKE	Hobli	SUNFLOWER	RF						1025.55	Y
138	Davangere	Jagalur	BILICHODU	Hobli	Tomato	NS		10	17556.00				


 Joint Director
 Crop insurance scheme Division
 Directorate of Economics and Statistics

82

**Government of Karnataka
Directorate of Economics and Statistics**

Hobli Level Average Yield data for Kharif season 2018-19

S.N	District	Taluk	Insurance Unit (hobli/ GP)	GP/HOBLI	Crop	IRR_R F	Area_Sown_Ha	No_CCE_C onducted	Average Yield(Kg/Ha)	Name_Of_Higher_Level	No_cce Conducted_Higher	Higher average Yield(Kg/Ha)	Neighbouring Yield
1	Dharwad	Dharwad	AMMINABAVI	Hobli	Black Gram (urd bean)	RF		10	452.26				
2	Dharwad	Dharwad	DHARAVADA	Hobli	Black Gram (urd bean)	RF		10	580.32				
3	Dharwad	Dharwad	GARAGA	Hobli	Black Gram (urd bean)	RF		10	713.33				
4	Dharwad	Dharwad	AMMINABAVI	Hobli	COTTON	IRR		10	450.29				
5	Dharwad	Dharwad	ALNAVARA	Hobli	COTTON	RF		10	394.05				
6	Dharwad	Dharwad	AMMINABAVI	Hobli	COTTON	RF		10	182.95				
7	Dharwad	Dharwad	DHARAVADA	Hobli	COTTON	RF		10	361.99				
8	Dharwad	Dharwad	GARAGA	Hobli	COTTON	RF		10	571.46				
9	Dharwad	Dharwad	AMMINABAVI	Hobli	Green Gram (Moong Bean/ Moong)	RF		10	486.68				
10	Dharwad	Dharwad	DHARAVADA	Hobli	Green Gram (Moong Bean/ Moong)	RF		10	338.36				
11	Dharwad	Dharwad	GARAGA	Hobli	Green Gram (Moong Bean/ Moong)	RF				Taluk Level	29	427.81	
12	Dharwad	Dharwad	AMMINABAVI	Hobli	GROUNDNUT	IRR						1651.12	Y
13	Dharwad	Dharwad	AMMINABAVI	Hobli	GROUNDNUT	RF		10	735.07				
14	Dharwad	Dharwad	DHARAVADA	Hobli	GROUNDNUT	RF		10	1115.21				

**Government of Karnataka
Directorate of Economics and Statistics**

Hobli Level Average Yield data for Kharif season 2018-19

S.N	District	Taluk	Insurance Unit (hobli/ GP)	GP/HOBLI	Crop	IRR_R F	Area_Sown_Ha	No_CCE_C onducted	Average Yield(Kg/Ha)	Name_Of_Higher_Le vel	No_cce Conducted_Higher	Higher average Yield(Kg/Ha)	Neighbouring Yield
15	Dharwad	Dharwad	GARAGA	Hobli	GROUNDNUT	RF		10	1344.00				
16	Dharwad	Dharwad	ALNAVARA	Hobli	Maize (Makka)	IRR				Taluk Level	30	4282.71	
17	Dharwad	Dharwad	AMMINABAVI	Hobli	Maize (Makka)	IRR		10	4056.33				
18	Dharwad	Dharwad	DHARAVADA	Hobli	Maize (Makka)	IRR		10	4945.70				
19	Dharwad	Dharwad	GARAGA	Hobli	Maize (Makka)	IRR		10	3846.10				
20	Dharwad	Dharwad	ALNAVARA	Hobli	Maize (Makka)	RF		10	4182.79				
21	Dharwad	Dharwad	AMMINABAVI	Hobli	Maize (Makka)	RF		10	2642.65				
22	Dharwad	Dharwad	DHARAVADA	Hobli	Maize (Makka)	RF		10	2846.59				
23	Dharwad	Dharwad	GARAGA	Hobli	Maize (Makka)	RF		10	3044.15				
24	Dharwad	Dharwad	AMMINABAVI	Hobli	Onion	IRR		10	6795.69				
25	Dharwad	Dharwad	AMMINABAVI	Hobli	Onion	RF		10	1878.33				
26	Dharwad	Dharwad	ALNAVARA	Hobli	PADDY	IRR		10	2106.36				
27	Dharwad	Dharwad	DHARAVADA	Hobli	PADDY	IRR		10	2551.99				
28	Dharwad	Dharwad	GARAGA	Hobli	PADDY	IRR				Taluk Level	28	2384.44	

9:

**Government of Karnataka
Directorate of Economics and Statistics**

Hobli Level Average Yield data for Kharif season 2018-19

S.N	District	Taluk	Insurance Unit (hobli/ GP)	GP/HOBLI	Crop	IRR_R F	Area Sown Ha	No_CCE_C onducted	Average Yield(Kg/Ha)	Name_Of_Higher_Level	No_cce Conducted_Higher	Higher average Yield(Kg/Ha)	Neighbouring Yield
29	Dharwad	Dharwad	ALNAVARA	Hobli	Pigeon pea (red gram/arhar/tur)	RF				Taluk Level	28	259.80	
30	Dharwad	Dharwad	AMMINABAVI	Hobli	Pigeon pea (red gram/arhar/tur)	RF		10	169.17				
31	Dharwad	Dharwad	GARAGA	Hobli	Pigeon pea (red gram/arhar/tur)	RF				Taluk Level	28	259.80	
32	Dharwad	Dharwad	GARAGA	Hobli	Potato	IRR		10	13363.72				
33	Dharwad	Dharwad	DHARAVADA	Hobli	Potato	RF		10	11890.00				
34	Dharwad	Dharwad	GARAGA	Hobli	Potato	RF		10	10697.20				
35	Dharwad	Dharwad	DHARAVADA	Hobli	Save	RF				Taluk Level	12	1996.75	
36	Dharwad	Dharwad	GARAGA	Hobli	Save	RF						2076.22	Y
37	Dharwad	Dharwad	ALNAVARA	Hobli	Sorghum (Jowar/Great Millet)	RF				Taluk Level	20	166.63	
38	Dharwad	Dharwad	AMMINABAVI	Hobli	Sorghum (Jowar/Great Millet)	RF		10	141.76				
39	Dharwad	Dharwad	DHARAVADA	Hobli	Sorghum (Jowar/Great Millet)	RF		10	191.51				
40	Dharwad	Dharwad	GARAGA	Hobli	Sorghum (Jowar/Great Millet)	RF				Taluk Level	20	166.63	
41	Dharwad	Dharwad	ALNAVARA	Hobli	Soybean (bhat)	RF				Taluk Level	39	910.37	
42	Dharwad	Dharwad	AMMINABAVI	Hobli	Soybean (bhat)	RF		10	698.30				
43	Dharwad	Dharwad	DHARAVADA	Hobli	Soybean (bhat)	RF		10	1118.95				



Government of Karnataka
Directorate of Economics and Statistics
Hobli Level Average Yield data for Kharif season 2018-19

S.N	District	Taluk	Insurance Unit (hobli/ GP)	GP/HOBLI	Crop	IRR_R F	Area_Sown_Ha	No_CCE_C onducted	Average Yield(Kg/Ha)	Name_Of_Higher_Le vel	No_cce Conducted_Higher	Higher average Yield(Kg/Ha)	Neighbouring Yield
44	Dharwad	Dharwad	GARAGA	Hobli	Soybean (bhat)	RF		10	878.81				
45	Dharwad	Dharwad	ALNAVARA(H)	Hobli	Sugarcane(Irrigated)	IRR			68020.00				
46	Dharwad	Dharwad	DHARAVADA(H)	Hobli	Sugarcane(Irrigated)	IRR						66269.29	
47	Dharwad	Dharwad	GARAGA(H)	Hobli	Sugarcane(Irrigated)	IRR			54334.00				
48	Dharwad	Dharwad	GARAGA	Hobli	Tomato	NS		10	6298.80				
49	Dharwad	Hubballi	CHABBI	Hobli	Black Gram (urd bean)	RF		10	246.23				
50	Dharwad	Hubballi	HUBBALLI	Hobli	Black Gram (urd bean)	RF		10	319.78				
51	Dharwad	Hubballi	CHABBI	Hobli	COTTON	RF		10	141.51				
52	Dharwad	Hubballi	HUBBALLI	Hobli	COTTON	RF				Taluk Level	29	150.36	
53	Dharwad	Hubballi	SHIRAGUPPI	Hobli	COTTON	RF		10	104.75				
54	Dharwad	Hubballi	CHABBI	Hobli	Green Gram (Moong Bean/ Moong)	RF		10	340.67				
55	Dharwad	Hubballi	HUBBALLI	Hobli	Green Gram (Moong Bean/ Moong)	RF		10	463.50				
56	Dharwad	Hubballi	SHIRAGUPPI	Hobli	Green Gram (Moong Bean/ Moong)	RF				Taluk Level	29	422.48	
57	Dharwad	Hubballi	SHIRAGUPPI	Hobli	GROUNDNUT	IRR		10	1342.82				
58	Dharwad	Hubballi	HUBBALLI	Hobli	Horse Gram (kulthi/kultha)	RF				State Level	1315	480.54	
59	Dharwad	Hubballi	CHABBI	Hobli	Maize (Makka)	IRR		10	3225.48				

②

**Government of Karnataka
Directorate of Economics and Statistics**

Hobli Level Average Yield data for Kharif season 2018-19

S.N	District	Taluk	Insurance Unit (hobli/ GP)	GP/HOBLI	Crop	IRR_R F	Area Sown Ha	No_CCE_C onducted	Average Yield(Kg/Ha)	Name_Of Higher_Level	No_cce Conducted_Higher	Higher average Yield(Kg/Ha)	Neighbouring Yield
60	Dharwad	Hubballi	SHIRAGUPPI	Hobli	Maize (Makka)	IRR				Taluk Level	19	2378.87	
61	Dharwad	Hubballi	CHABBI	Hobli	Maize (Makka)	RF		10	2333.21				
62	Dharwad	Hubballi	HUBBALLI	Hobli	Maize (Makka)	RF		10	3019.72				
63	Dharwad	Hubballi	SHIRAGUPPI	Hobli	Maize (Makka)	RF		10	846.54				
64	Dharwad	Hubballi	HUBBALLI	Hobli	Onion	RF		10	1579.33				
65	Dharwad	Hubballi	SHIRAGUPPI	Hobli	Onion	RF		10	1380.57				
66	Dharwad	Hubballi	CHABBI	Hobli	PADDY	IRR		10	935.51				
67	Dharwad	Hubballi	CHABBI	Hobli	PADDY	RF		10	1015.99				
68	Dharwad	Hubballi	HUBBALLI	Hobli	PADDY	RF						1015.99	Y
69	Dharwad	Hubballi	CHABBI	Hobli	Pigeon pea (red gram/arhar/tur)	RF						414.45	Y
70	Dharwad	Hubballi	HUBBALLI	Hobli	Pigeon pea (red gram/arhar/tur)	RF						295.12	Y
71	Dharwad	Hubballi	SHIRAGUPPI	Hobli	Pigeon pea (red gram/arhar/tur)	RF						250.94	Y
72	Dharwad	Hubballi	CHABBI	Hobli	Red Chillies	RF		10	156.90				
73	Dharwad	Hubballi	HUBBALLI	Hobli	Red Chillies	RF		10	167.06				
74	Dharwad	Hubballi	SHIRAGUPPI	Hobli	Red Chillies	RF		10	77.88				
75	Dharwad	Hubballi	CHABBI	Hobli	Save	RF		10	1216.47				

**Government of Karnataka
Directorate of Economics and Statistics**

Hobli Level Average Yield data for Kharif season 2018-19

S.N	District	Taluk	Insurance Unit (hobli/ GP)	GP/HOBLI	Crop	IRR_R F	Area_Sown_Ha	No_CCE_C onducted	Average Yield(Kg/Ha)	Name_Of_Higher_Level	No_cce Conducted_Higher	Higher average Yield(Kg/Ha)	Neighbouring Yield
76	Dharwad	Hubballi	HUBBALLI	Hobli	Save	RF				Taluk Level	10	1216.47	
77	Dharwad	Hubballi	SHIRAGUPPI	Hobli	Sesame (Gingelly/Til)/Sesamum	RF				State Level	1318	825.26	
78	Dharwad	Hubballi	CHABBI	Hobli	Sorghum (Jowar/Great Millet)	RF						554.97	Y
79	Dharwad	Hubballi	HUBBALLI	Hobli	Sorghum (Jowar/Great Millet)	RF						231.95	Y
80	Dharwad	Hubballi	SHIRAGUPPI	Hobli	Sorghum (Jowar/Great Millet)	RF						288.49	Y
81	Dharwad	Hubballi	CHABBI	Hobli	Soybean (bhat)	RF		10	611.05				
82	Dharwad	Hubballi	HUBBALLI	Hobli	Soybean (bhat)	RF		10	657.32				
83	Dharwad	Hubballi	HUBBALLI	Hobli	Tomato	NS		10	10179.84				
84	Dharwad	Kalgatigi	DHUMMAVADA	Hobli	COTTON	RF		10	191.82				
85	Dharwad	Kalgatigi	KALAGHATAGI	Hobli	COTTON	RF		10	191.49				
86	Dharwad	Kalgatigi	TABAKADAHONNIH ALLI	Hobli	COTTON	RF		10	289.57				
87	Dharwad	Kalgatigi	DHUMMAVADA	Hobli	GROUNDNUT	RF						667.57	Y
88	Dharwad	Kalgatigi	TABAKADAHONNIH ALLI	Hobli	GROUNDNUT	RF						558.49	Y
89	Dharwad	Kalgatigi	KALAGHATAGI	Hobli	Maize (Makka)	IRR				Taluk Level	17	3424.86	
90	Dharwad	Kalgatigi	TABAKADAHONNIH ALLI	Hobli	Maize (Makka)	IRR				Taluk Level	17	3424.86	
91	Dharwad	Kalgatigi	DHUMMAVADA	Hobli	PADDY	IRR		10	3255.01				

91

**Government of Karnataka
Directorate of Economics and Statistics**

Hobli Level Average Yield data for Kharif season 2018-19

S.N	District	Taluk	Insurance Unit (hobli/ GP)	GP/HOBLI	Crop	IRR_R F	Area_Sown_Ha	No_CCE_C onducted	Average Yield(Kg/Ha)	Name_Of_Higher_Level	No_cce Conducted_Higher	Higher average Yield(Kg/Ha)	Neighbouring Yield
92	Dharwad	Kalgatigi	KALAGHATAGI	Hobli	PADDY	IRR		10	3014.20				
93	Dharwad	Kalgatigi	TABAKADAHONNIH ALLI	Hobli	PADDY	IRR		10	1990.27				
94	Dharwad	Kalgatigi	DHUMMAVADA	Hobli	Pigeon pea (red gram/arhar/tur)	RF		10	410.90				
95	Dharwad	Kalgatigi	TABAKADAHONNIH ALLI	Hobli	Pigeon pea (red gram/arhar/tur)	RF				Taluk Level	15	446.99	
96	Dharwad	Kalgatigi	TABAKADAHONNIH ALLI	Hobli	Save	RF				District Level	30	1689.59	
97	Dharwad	Kalgatigi	DHUMMAVADA	Hobli	Soybean (bhat)	RF		10	939.00				
98	Dharwad	Kalgatigi	KALAGHATAGI	Hobli	Soybean (bhat)	RF				Taluk Level	26	959.90	
99	Dharwad	Kalgatigi	TABAKADAHONNIH ALLI	Hobli	Soybean (bhat)	RF				Taluk Level	26	959.90	
100	Dharwad	Kalgatigi	DHUMMAVADA(H)	Hobli	Sugarcane(Irrigated)	IRR			76901.80				
101	Dharwad	Kalgatigi	KALAGHATAGI(H)	Hobli	Sugarcane(Irrigated)	IRR			93200.00				
102	Dharwad	Kalgatigi	TABAKADAHONNIH ALLI(H)	Hobli	Sugarcane(Irrigated)	IRR			64360.00				
103	Dharwad	Kundgol	KUNDAGOLA	Hobli	Black Gram (urd bean)	RF						329.16	Y
104	Dharwad	Kundgol	KUNDAGOLA	Hobli	COTTON	RF		10	382.63				
105	Dharwad	Kundgol	SANSHI	Hobli	COTTON	RF		10	289.47				
106	Dharwad	Kundgol	KUNDAGOLA	Hobli	Green Gram (Moong Bean/ Moong)	RF				Taluk Level	18	406.42	
107	Dharwad	Kundgol	SANSHI	Hobli	Green Gram (Moong Bean/ Moong)	RF		10	359.21				

**Government of Karnataka
Directorate of Economics and Statistics**

Hobli Level Average Yield data for Kharif season 2018-19

S.N	District	Taluk	Insurance Unit (hobli/ GP)	GP/HOBLI	Crop	IRR_R F	Area_Sown_Ha	No_CCE_C onducted	Average Yield(Kg/Ha)	Name_Of_Higher_Level	No_cce Conducted_Higher	Higher average Yield(Kg/Ha)	Neighbouring Yield
108	Dharwad	Kundgol	KUNDAGOLA	Hobli	Maize (Makka)	RF		10	2179.02				
109	Dharwad	Kundgol	SANSHI	Hobli	Maize (Makka)	RF		10	1523.14				
110	Dharwad	Kundgol	KUNDAGOLA	Hobli	Onion	RF		10	4730.81				
111	Dharwad	Kundgol	SANSHI	Hobli	Onion	RF		10	1949.71				
112	Dharwad	Kundgol	KUNDAGOLA	Hobli	PADDY	RF		10	962.19				
113	Dharwad	Kundgol	KUNDAGOLA	Hobli	Pigeon pea (red gram/arhar/tur)	RF						396.58	Y
114	Dharwad	Kundgol	SANSHI	Hobli	Pigeon pea (red gram/arhar/tur)	RF						416.85	Y
115	Dharwad	Kundgol	KUNDAGOLA	Hobli	Red Chillies	RF		10	281.44				
116	Dharwad	Kundgol	SANSHI	Hobli	Red Chillies	RF		10	274.07				
117	Dharwad	Kundgol	SANSHI	Hobli	Save	RF						1283.32	Y
118	Dharwad	Kundgol	KUNDAGOLA	Hobli	Sorghum (Jowar/Great Millet)	RF						549.33	Y
119	Dharwad	Kundgol	SANSHI	Hobli	Sorghum (Jowar/Great Millet)	RF						537.37	Y
120	Dharwad	Kundgol	KUNDAGOLA	Hobli	Soybean (bhat)	RF		10	537.22				
121	Dharwad	Navalgund	ANNIGERI	Hobli	COTTON	IRR		10	200.16				
122	Dharwad	Navalgund	MORABA	Hobli	COTTON	IRR		10	237.32				

Q.

**Government of Karnataka
Directorate of Economics and Statistics**


Hobli Level Average Yield data for Kharif season 2018-19

S.N	District	Taluk	Insurance Unit (hobli/ GP)	GP/HOBLI	Crop	IRR_R F	Area_Sown_Ha	No_CCE_C onducted	Average Yield(Kg/Ha)	Name_Of_Higher_Level	No_cce Conducted_Higher	Higher average Yield(Kg/Ha)	Neighbouring Yield
123	Dharwad	Navalgund	ANNIGERI	Hobli	COTTON	RF		10	177.48				
124	Dharwad	Navalgund	MORABA	Hobli	COTTON	RF		10	137.44				
125	Dharwad	Navalgund	MORABA	Hobli	GROUNDNUT	IRR		10	956.43				
126	Dharwad	Navalgund	ANNIGERI	Hobli	GROUNDNUT	RF		10	546.30				
127	Dharwad	Navalgund	MORABA	Hobli	GROUNDNUT	RF		10	499.32				
128	Dharwad	Navalgund	ANNIGERI	Hobli	Maize (Makka)	RF				Taluk Level	19	1550.19	
129	Dharwad	Navalgund	MORABA	Hobli	Maize (Makka)	RF		10	2102.02				
130	Dharwad	Navalgund	ANNIGERI	Hobli	Onion	IRR		10	5062.29				
131	Dharwad	Navalgund	MORABA	Hobli	Onion	IRR		10	4735.33				
132	Dharwad	Navalgund	ANNIGERI	Hobli	Onion	RF		10	1891.89				
133	Dharwad	Navalgund	MORABA	Hobli	Onion	RF		10	3507.17				
134	Dharwad	Navalgund	ANNIGERI	Hobli	Pigeon pea (red gram/arhar/tur)	RF				District Level	66	309.48	
135	Dharwad	Navalgund	MORABA	Hobli	Pigeon pea (red gram/arhar/tur)	RF				District Level	66	309.48	
136	Dharwad	Navalgund	ANNIGERI	Hobli	Red Chillies	IRR		10	364.27				
137	Dharwad	Navalgund	MORABA	Hobli	Red Chillies	IRR		10	300.73				

Government of Karnataka
Directorate of Economics and Statistics

Hobli Level Average Yield data for Kharif season 2018-19

S.N	District	Taluk	Insurance Unit (hobli/ GP)	GP/HOBLI	Crop	IRR_R F	Area_Sown_Ha	No_CCE_C onducted	Average Yield(Kg/Ha)	Name_Of_Higher_Le vel	No_cce Conducted_Higher	Higher average Yield(Kg/Ha)	Neighbouring Yield
138	Dharwad	Navalgund	ANNIGERI	Hobli	Red Chillies	RF		10	242.96				
139	Dharwad	Navalgund	MORABA	Hobli	Red Chillies	RF		10	173.83				


 Joint Director
 Crop insurance scheme Division
 Directorate of Economics and Statistics

A

Government of Karnataka
Directorate of Economics and Statistics
Hobli Level Average Yield data for Kharif season 2018-19

S.N	District	Taluk	Insurance Unit (hobli/ GP)	GP/HOBLI	Crop	IRR_R F	Area_Sown_Ha	No_CCE_C onducted	Average Yield(Kg/Ha)	Name Of Higher_Le vel	No_cce Conducted_Higher	Higher average Yield(Kg/Ha)	Neighbouring Yield
1	Gadag	Gadag	BETAGERI	Hobli	COTTON	IRR				Taluk Level	18	397.97	
2	Gadag	Gadag	GADAGA	Hobli	COTTON	IRR		10	461.10				
3	Gadag	Gadag	BETAGERI	Hobli	COTTON	RF				Taluk Level	18	232.39	
4	Gadag	Gadag	GADAGA	Hobli	COTTON	RF		10	223.11				
5	Gadag	Gadag	BETAGERI	Hobli	Maize (Makka)	IRR		10	2669.65				
6	Gadag	Gadag	GADAGA	Hobli	Maize (Makka)	IRR				Taluk Level	18	2292.75	
7	Gadag	Gadag	BETAGERI	Hobli	Maize (Makka)	RF				Taluk Level	18	1807.73	
8	Gadag	Gadag	GADAGA	Hobli	Maize (Makka)	RF		10	2318.14				
9	Gadag	Gadag	BETAGERI	Hobli	Onion	IRR		10	5517.03				
10	Gadag	Gadag	BETAGERI	Hobli	Onion	RF		10	2460.57				
11	Gadag	Gadag	GADAGA	Hobli	Onion	RF		10	4398.73				
12	Gadag	Gadag	BETAGERI	Hobli	Pigeon pea (red gram/arhar/tur)	RF				Taluk Level	12	519.21	
13	Gadag	Gadag	GADAGA	Hobli	Pigeon pea (red gram/arhar/tur)	RF				Taluk Level	12	519.21	
14	Gadag	Gadag	BETAGERI	Hobli	Red Chillies	RF		10	92.09				
15	Gadag	Gadag	GADAGA	Hobli	Red Chillies	RF		10	119.98				



**Government of Karnataka
Directorate of Economics and Statistics**

Hobli Level Average Yield data for Kharif season 2018-19

S.N	District	Taluk	Insurance Unit (hobli/ GP)	GP/HOBLI	Crop	IRR_R F	Area_Sown_Ha	No_CCE_C onducted	Average Yield(Kg/Ha)	Name_Of_Higher_Level	No_cce Conducted_Higher	Higher average Yield(Kg/Ha)	Neighbouring Yield
16	Gadag	Gadag	BETAGERI	Hobli	Sorghum (Jowar/Great Millet)	RF				Taluk Level	12	419.95	
17	Gadag	Gadag	GADAGA	Hobli	Sorghum (Jowar/Great Millet)	RF				Taluk Level	12	419.95	
18	Gadag	Gadag	BETAGERI	Hobli	SUNFLOWER	RF				Taluk Level	4	138.68	
19	Gadag	Gadag	GADAGA	Hobli	SUNFLOWER	RF				Taluk Level	4	138.68	
20	Gadag	Gajendragad	NAREGALLA	Hobli	COTTON	IRR		10	125.57				
21	Gadag	Gajendragad	NAREGALLA	Hobli	COTTON	RF		10	58.47				
22	Gadag	Gajendragad	NAREGALLA	Hobli	GROUNDNUT	IRR		10	755.91				
23	Gadag	Gajendragad	NAREGALLA	Hobli	GROUNDNUT	RF		10	283.24				
24	Gadag	Gajendragad	NAREGALLA	Hobli	Horse Gram (kulthi/kultha)	RF		10	154.53				
25	Gadag	Gajendragad	NAREGALLA	Hobli	Maize (Makka)	IRR		10	2344.04				
26	Gadag	Gajendragad	NAREGALLA	Hobli	Onion	IRR		10	3371.62				
27	Gadag	Gajendragad	NAREGALLA	Hobli	Onion	RF		10	475.78				
28	Gadag	Gajendragad	NAREGALLA	Hobli	Pearl Millet (Bajra/Bulrush Millet/Spiked Millet)	RF		10	361.98				
29	Gadag	Gajendragad	NAREGALLA	Hobli	Pigeon pea (red gram/arhar/tur)	RF		10	114.99				
30	Gadag	Gajendragad	NAREGALLA	Hobli	Red Chillies	RF		10	219.96				
31	Gadag	Gajendragad	NAREGALLA	Hobli	Sesame (Gingelly/Til)/Sesamum	RF		10	496.15				

**Government of Karnataka
Directorate of Economics and Statistics**

Hobli Level Average Yield data for Kharif season 2018-19

S.N	District	Taluk	Insurance Unit (hobli/ GP)	GP/HOBLI	Crop	IRR_R F	Area_Sown_Ha	No_CCE_C onducted	Average Yield(Kg/Ha)	Name_Of Higher_Level	No_cce Conducted_Higher	Higher average Yield(Kg/Ha)	Neighbouring Yield
32	Gadag	Gajendragad	NAREGALLA	Hobli	Sorghum (Jowar/Great Millet)	IRR				Taluk Level	6	511.36	
33	Gadag	Gajendragad	NAREGALLA	Hobli	Sorghum (Jowar/Great Millet)	RF				District Level	48	581.72	
34	Gadag	Gajendragad	NAREGALLA	Hobli	SUNFLOWER	IRR				Taluk Level	4	405.22	
35	Gadag	Gajendragad	NAREGALLA	Hobli	SUNFLOWER	RF		10	172.17				
36	Gadag	Lakshmeshwar	LAKSHMESHVARA	Hobli	COTTON	IRR		10	1110.12				
37	Gadag	Lakshmeshwar	LAKSHMESHVARA	Hobli	COTTON	RF		10	192.05				
38	Gadag	Lakshmeshwar	LAKSHMESHVARA	Hobli	GROUNDNUT	IRR				Taluk Level	8	764.30	
39	Gadag	Lakshmeshwar	LAKSHMESHVARA	Hobli	Maize (Makka)	IRR		10	2930.39				
40	Gadag	Lakshmeshwar	LAKSHMESHVARA	Hobli	Maize (Makka)	RF		10	1963.56				
41	Gadag	Lakshmeshwar	LAKSHMESHVARA	Hobli	Onion	IRR		10	11963.33				
42	Gadag	Lakshmeshwar	LAKSHMESHVARA	Hobli	Onion	RF		10	5622.89				
43	Gadag	Lakshmeshwar	LAKSHMESHVARA	Hobli	Pigeon pea (red gram/arhar/tur)	RF				Taluk Level	6	489.25	
44	Gadag	Lakshmeshwar	LAKSHMESHVARA	Hobli	Red Chillies	IRR		10	2081.70				
45	Gadag	Lakshmeshwar	LAKSHMESHVARA	Hobli	Red Chillies	RF		10	748.96				
46	Gadag	Lakshmeshwar	LAKSHMESHVARA	Hobli	Sesame (Gingelly/Til)/Sesamum	RF				Taluk Level	8	557.56	
47	Gadag	Lakshmeshwar	LAKSHMESHVARA	Hobli	Sorghum (Jowar/Great Millet)	IRR				Taluk Level	2	2120.24	

9/1

**Government of Karnataka
Directorate of Economics and Statistics**

Hobli Level Average Yield data for Kharif season 2018-19

S.N	District	Taluk	Insurance Unit (hobli/ GP)	GP/HOBLI	Crop	IRR_R F	Area_Sown_Ha	No_CCE_C onducted	Average Yield(Kg/Ha)	Name_Of_Higher_Level	No_cce Conducted_Higher	Higher average Yield(Kg/Ha)	Neighbouring Yield
48	Gadag	Lakshmeshwar	LAKSHMESHVARA	Hobli	Sorghum (Jowar/Great Millet)	RF				Taluk Level	6	863.47	
49	Gadag	Lakshmeshwar	LAKSHMESHVARA	Hobli	SUNFLOWER	RF		10	241.82				
50	Gadag	Mundargi	DAMBALA	Hobli	COTTON	IRR		10	182.61				
51	Gadag	Mundargi	MUNDARAGI	Hobli	COTTON	IRR		10	225.15				
52	Gadag	Mundargi	DAMBALA	Hobli	COTTON	RF		10	64.85				
53	Gadag	Mundargi	MUNDARAGI	Hobli	COTTON	RF		10	127.17				
54	Gadag	Mundargi	DAMBALA	Hobli	Green Gram (Moong Bean/ Moong)	RF		10	94.05				
55	Gadag	Mundargi	MUNDARAGI	Hobli	Green Gram (Moong Bean/ Moong)	RF		10	174.74				
56	Gadag	Mundargi	DAMBALA	Hobli	GROUNDNUT	IRR		10	546.15				
57	Gadag	Mundargi	MUNDARAGI	Hobli	GROUNDNUT	IRR		10	408.99				
58	Gadag	Mundargi	DAMBALA	Hobli	GROUNDNUT	RF		10	354.22				
59	Gadag	Mundargi	MUNDARAGI	Hobli	GROUNDNUT	RF		10	727.24				
60	Gadag	Mundargi	DAMBALA	Hobli	Horse Gram (kulthi/kultha)	RF				Taluk Level	4	155.26	
61	Gadag	Mundargi	DAMBALA	Hobli	Maize (Makka)	IRR		10	1663.73				
62	Gadag	Mundargi	MUNDARAGI	Hobli	Maize (Makka)	IRR		10	2287.15				

**Government of Karnataka
Directorate of Economics and Statistics**

Hobli Level Average Yield data for Kharif season 2018-19

S.N	District	Taluk	Insurance Unit (hobli/ GP)	GP/HOBLI	Crop	IRR_R F	Area Sown Ha	No_CCE_C onducted	Average Yield(Kg/Ha)	Name_Of_Higher_Level	No_cce Conducted_Higher	Higher average Yield(Kg/Ha)	Neighbouring Yield
63	Gadag	Mundargi	DAMBALA	Hobli	Onion	IRR		10	5487.11				
64	Gadag	Mundargi	MUNDARAGI	Hobli	Onion	IRR		10	7776.56				
65	Gadag	Mundargi	DAMBALA	Hobli	Onion	RF		10	3311.07				
66	Gadag	Mundargi	MUNDARAGI	Hobli	Onion	RF		10	3379.80				
67	Gadag	Mundargi	MUNDARAGI	Hobli	PADDY	IRR		10	4500.82				
68	Gadag	Mundargi	DAMBALA	Hobli	Pearl Millet (Bajra/Bulrush Millet/Spiked Millet)	IRR				State Level	533	1555.02	
69	Gadag	Mundargi	MUNDARAGI	Hobli	Pearl Millet (Bajra/Bulrush Millet/Spiked Millet)	IRR				State Level	533	1555.02	
70	Gadag	Mundargi	MUNDARAGI	Hobli	Pearl Millet (Bajra/Bulrush Millet/Spiked Millet)	RF		10	558.90				
71	Gadag	Mundargi	DAMBALA	Hobli	Pigeon pea (red gram/arhar/tur)	RF		10	73.57				
72	Gadag	Mundargi	MUNDARAGI	Hobli	Pigeon pea (red gram/arhar/tur)	RF		10	326.40				
73	Gadag	Mundargi	DAMBALA	Hobli	Red Chillies	IRR		10	804.76				
74	Gadag	Mundargi	MUNDARAGI	Hobli	Red Chillies	IRR		10	396.23				
75	Gadag	Mundargi	DAMBALA	Hobli	Red Chillies	RF		10	331.66				
76	Gadag	Mundargi	MUNDARAGI	Hobli	Red Chillies	RF				Taluk Level	18	298.45	
77	Gadag	Mundargi	DAMBALA	Hobli	Sesame (Gingelly/Til)/Sesamum	RF				Taluk Level	8	543.98	

**Government of Karnataka
Directorate of Economics and Statistics**

Hobli Level Average Yield data for Kharif season 2018-19

S.N	District	Taluk	Insurance Unit (hobli/ GP)	GP/HOBLI	Crop	IRR_RF	Area Sown Ha	No_CCE_Conducted	Average Yield(Kg/Ha)	Name_Of_Higher_Level	No_cce_Conducted_Higher	Higher average Yield(Kg/Ha)	Neighbouring Yield
78	Gadag	Mundargi	MUNDARAGI	Hobli	Sesame (Gingelly/Til)/Sesamum	RF				Taluk Level	8	543.98	
79	Gadag	Mundargi	DAMBALA	Hobli	Sorghum (Jowar/Great Millet)	IRR		10	791.05				
80	Gadag	Mundargi	MUNDARAGI	Hobli	Sorghum (Jowar/Great Millet)	IRR		10	1462.20				
81	Gadag	Mundargi	DAMBALA	Hobli	Sorghum (Jowar/Great Millet)	RF		10	523.25				
82	Gadag	Mundargi	MUNDARAGI	Hobli	Sorghum (Jowar/Great Millet)	RF		10	606.72				
83	Gadag	Mundargi	DAMBALA(H)	Hobli	Sugarcane(Irrigated)	IRR			67088.00				
84	Gadag	Mundargi	MUNDARAGI(H)	Hobli	Sugarcane(Irrigated)	IRR			83114.00				
85	Gadag	Mundargi	DAMBALA	Hobli	SUNFLOWER	IRR		10	961.40				
86	Gadag	Mundargi	MUNDARAGI	Hobli	SUNFLOWER	IRR				Taluk Level	19	983.05	
87	Gadag	Naragund	KONNURA	Hobli	COTTON	IRR		10	126.24				
88	Gadag	Naragund	NARAGUNDA	Hobli	COTTON	IRR		10	358.88				
89	Gadag	Naragund	KONNURA	Hobli	Onion	IRR		10	1406.20				
90	Gadag	Naragund	NARAGUNDA	Hobli	Onion	IRR		10	560.58				
91	Gadag	Naragund	KONNURA	Hobli	Onion	RF		10	666.85				
92	Gadag	Naragund	NARAGUNDA	Hobli	Onion	RF		10	1798.00				

91

Government of Karnataka
Directorate of Economics and Statistics
Hobli Level Average Yield data for Kharif season 2018-19

S.N	District	Taluk	Insurance Unit (hobli/ GP)	GP/HOBLI	Crop	IRR_R F	Area_Sown_Ha	No_CCE_C onducted	Average Yield(Kg/Ha)	Name_Of_Higher_Le vel	No_cce Conducted_Higher	Higher average Yield(Kg/Ha)	Neighbouring Yield
93	Gadag	Naragund	KONNURA	Hobli	SUNFLOWER	IRR				Taluk Level	19	616.83	
94	Gadag	Naragund	NARAGUNDA	Hobli	SUNFLOWER	IRR		10	757.22				
95	Gadag	Ron	HOLEALURA	Hobli	COTTON	IRR		10	168.27				
96	Gadag	Ron	RONA	Hobli	COTTON	IRR		10	124.43				
97	Gadag	Ron	HOLEALURA	Hobli	COTTON	RF		10	68.06				
98	Gadag	Ron	RONA	Hobli	COTTON	RF		10	53.41				
99	Gadag	Ron	HOLEALURA	Hobli	GROUNDNUT	IRR		10	365.59				
100	Gadag	Ron	RONA	Hobli	GROUNDNUT	IRR				Taluk Level	16	409.15	
101	Gadag	Ron	HOLEALURA	Hobli	GROUNDNUT	RF		10	112.48				
102	Gadag	Ron	RONA	Hobli	GROUNDNUT	RF		10	279.60				
103	Gadag	Ron	HOLEALURA	Hobli	Maize (Makka)	IRR		10	2613.00				
104	Gadag	Ron	RONA	Hobli	Maize (Makka)	IRR		10	2195.88				
105	Gadag	Ron	RONA	Hobli	Onion	IRR		10	8223.76				
106	Gadag	Ron	HOLEALURA	Hobli	Onion	RF		10	2453.78				
107	Gadag	Ron	RONA	Hobli	Onion	RF		10	1150.20				
108	Gadag	Ron	RONA	Hobli	Pearl Millet (Bajra/Bulrush Millet/Spiked Millet)	RF		10	525.92				

8/2

**Government of Karnataka
Directorate of Economics and Statistics**

Hobli Level Average Yield data for Kharif season 2018-19

S.N	District	Taluk	Insurance Unit (hobli/ GP)	GP/HOBLI	Crop	IRR_R F	Area Sown Ha	No_CCE_C onducted	Average Yield(Kg/Ha)	Name_Of_Higher_Level	No_cce Conducted_Higher	Higher average Yield(Kg/Ha)	Neighbouring Yield
109	Gadag	Ron	RONA	Hobli	Pigeon pea (red gram/arhar/tur)	RF		10	295.59				
110	Gadag	Ron	HOLEALURA	Hobli	Red Chillies	RF		10	282.46				
111	Gadag	Ron	RONA	Hobli	Red Chillies	RF		10	499.00				
112	Gadag	Ron	HOLEALURA	Hobli	Sorghum (Jowar/Great Millet)	IRR				District Level	34	1229.47	
113	Gadag	Ron	RONA	Hobli	Sorghum (Jowar/Great Millet)	IRR				District Level	34	1229.47	
114	Gadag	Ron	HOLEALURA	Hobli	Sorghum (Jowar/Great Millet)	RF				Taluk Level	4	186.59	
115	Gadag	Ron	RONA	Hobli	Sorghum (Jowar/Great Millet)	RF				Taluk Level	4	186.59	
116	Gadag	Ron	HOLEALURA	Hobli	SUNFLOWER	IRR				Taluk Level	10	378.66	
117	Gadag	Ron	RONA	Hobli	SUNFLOWER	IRR				Taluk Level	10	378.66	
118	Gadag	Ron	HOLEALURA	Hobli	SUNFLOWER	RF				Taluk Level	16	188.62	
119	Gadag	Ron	RONA	Hobli	SUNFLOWER	RF				Taluk Level	16	188.62	
120	Gadag	Shirahatti	SHIRAHATTI	Hobli	COTTON	IRR		10	351.62				
121	Gadag	Shirahatti	SHIRAHATTI	Hobli	COTTON	RF		10	203.03				
122	Gadag	Shirahatti	SHIRAHATTI	Hobli	Horse Gram (kulthi/kultha)	RF				District Level	14	154.74	
123	Gadag	Shirahatti	SHIRAHATTI	Hobli	Maize (Makka)	IRR		10	2534.56				
124	Gadag	Shirahatti	SHIRAHATTI	Hobli	Maize (Makka)	RF		10	997.37				



**Government of Karnataka
Directorate of Economics and Statistics**

Hobli Level Average Yield data for Kharif season 2018-19

S.N	District	Taluk	Insurance Unit (hobli/ GP)	GP/HOBLI	Crop	IRR_R F	Area_Sown_Ha	No_CCE_C onducted	Average Yield(Kg/Ha)	Name_Of_Higher_Le vel	No_cce Conducted_Higher	Higher average Yield(Kg/Ha)	Neighbouring Yield
125	Gadag	Shirahatti	SHIRAHATTI	Hobli	Navane	RF				Taluk Level	8	150.59	
126	Gadag	Shirahatti	SHIRAHATTI	Hobli	Onion	RF		10	4529.48				
127	Gadag	Shirahatti	SHIRAHATTI	Hobli	PADDY	IRR		10	3525.66				
128	Gadag	Shirahatti	SHIRAHATTI	Hobli	PADDY	RF				State Level	4674	3755.08	
129	Gadag	Shirahatti	SHIRAHATTI	Hobli	Pigeon pea (red gram/arhar/tur)	RF		10	177.97				
130	Gadag	Shirahatti	SHIRAHATTI	Hobli	Red Chillies	RF		10	301.00				
131	Gadag	Shirahatti	SHIRAHATTI	Hobli	Sesame (Gingelly/Til)/Sesamum	RF				Taluk Level	4	1035.02	
132	Gadag	Shirahatti	SHIRAHATTI	Hobli	Sorghum (Jowar/Great Millet)	IRR				Taluk Level	6	1993.47	
133	Gadag	Shirahatti	SHIRAHATTI	Hobli	Sorghum (Jowar/Great Millet)	RF				Taluk Level	6	942.73	
134	Gadag	Shirahatti	SHIRAHATTI(H)	Hobli	Sugarcane(Irrigated)	IRR			33054.24				
135	Gadag	Shirahatti	SHIRAHATTI	Hobli	SUNFLOWER	IRR				Taluk Level	4	334.69	
136	Gadag	Shirahatti	SHIRAHATTI	Hobli	SUNFLOWER	RF		10	196.70				


 Joint Director
 Crop insurance scheme Division
 Directorate of Economics and Statistics

**Government of Karnataka
Directorate of Economics and Statistics**

Hobli Level Average Yield data for Kharif season 2018-19

S.N	District	Taluk	Insurance Unit (hobli/ GP)	GP/HOBLI	Crop	IRR_R F	Area Sown Ha	No_CCE_C onducted	Average Yield(Kg/Ha)	Name_Of_Higher_Level	No_cce Conducted_Higher	Higher average Yield(Kg/Ha)	Neighbouring Yield
1	Hasan	Alur	KASABA	Hobli	PADDY	RF				Taluk Level	8	2913.83	
2	Hasan	Alur	K HOSAKOTE	Hobli	Potato	RF				Taluk Level	30	3007.33	
3	Hasan	Alur	KASABA	Hobli	Potato	RF		10	4354.00				
4	Hasan	Alur	KUNDURU	Hobli	Potato	RF		10	1882.00				
5	Hasan	Alur	PALYA	Hobli	Potato	RF		10	2786.00				
6	Hasan	Alur	K HOSAKOTE	Hobli	RAGI	RF				Taluk Level	30	1243.45	
7	Hasan	Alur	KASABA	Hobli	RAGI	RF		10	1180.26				
8	Hasan	Alur	KUNDURU	Hobli	RAGI	RF		10	1362.55				
9	Hasan	Alur	PALYA	Hobli	RAGI	RF		10	1187.55				
10	Hasan	Arkalgud	DODDAMAGGE	Hobli	Cowpea/Alasande	RF				Taluk Level	36	268.48	
11	Hasan	Arkalgud	KASABA	Hobli	Cowpea/Alasande	RF				Taluk Level	36	268.48	
12	Hasan	Arkalgud	KONANURU	Hobli	Cowpea/Alasande	RF		10	190.84				
13	Hasan	Arkalgud	RAMANATHAPURA	Hobli	Cowpea/Alasande	RF		10	391.38				
14	Hasan	Arkalgud	RAMANATHAPURA	Hobli	GROUNDNUT	RF		10	945.55				
15	Hasan	Arkalgud	RAMANATHAPURA	Hobli	Horse Gram (kulthi/kultha)	RF		10	558.36				
16	Hasan	Arkalgud	KASARA	Hobli	Maize (Makka)	IRR		10	2874.12				

Government of Karnataka
Directorate of Economics and Statistics
Hobli Level Average Yield data for Kharif season 2018-19

S.N	District	Taluk	Insurance Unit (hobli/ GP)	GP/HOBLI	Crop	IRR_R F	Area Sown Ha	No_CCE_C onducted	Average Yield(Kg/Ha)	Name_Of Higher_Level	No_cce Conducted_Higher	Higher average Yield(Kg/Ha)	Neighbouring Yield
17	Hasan	Arkalgud	KONANURU	Hobli	Maize (Makka)	IRR		10	3328.25				
18	Hasan	Arkalgud	DODDAMAGGE	Hobli	Maize (Makka)	RF				Taluk Level	45	2852.56	
19	Hasan	Arkalgud	KASABA	Hobli	Maize (Makka)	RF		10	2067.50				
20	Hasan	Arkalgud	KONANURU	Hobli	Maize (Makka)	RF				Taluk Level	45	2852.56	
21	Hasan	Arkalgud	MALLIPATTANA	Hobli	Maize (Makka)	RF		10	3023.33				
22	Hasan	Arkalgud	RAMANATHAPURA	Hobli	Maize (Makka)	RF		10	2952.80				
23	Hasan	Arkalgud	DODDAMAGGE	Hobli	Potato	RF		10	5586.00				
24	Hasan	Arkalgud	KASABA	Hobli	Potato	RF		10	2762.20				
25	Hasan	Arkalgud	KONANURU	Hobli	Potato	RF		10	3100.00				
26	Hasan	Arkalgud	MALLIPATTANA	Hobli	Potato	RF				Taluk Level	48	3685.21	
27	Hasan	Arkalgud	RAMANATHAPURA	Hobli	Potato	RF		10	2660.00				
28	Hasan	Arkalgud	DODDAMAGGE(H)	Hobli	Tobacco(Non Irrigated)	RF			1007.02				
29	Hasan	Arkalgud	KONANURU(H)	Hobli	Tobacco(Non Irrigated)	RF			213.09				
30	Hasan	Arkalgud	MALLIPATTANA(H)	Hobli	Tobacco(Non Irrigated)	RF						692.85	
31	Hasan	Arkalgud	RAMANATHAPURA (H)	Hobli	Tobacco(Non Irrigated)	RF			736.61				

Government of Karnataka
Directorate of Economics and Statistics
Hobli Level Average Yield data for Kharif season 2018-19

S.N	District	Taluk	Insurance Unit (hobli/ GP)	GP/HOBLI	Crop	IRR_R F	Area_Sown_Ha	No_CCE_C onducted	Average Yield(Kg/Ha)	Name_Of_Higher_Le vel	No_cce Conducted_Higher	Higher average Yield(Kg/Ha)	Neighbouring Yield
32	Hasan	Arsikere	BANAVARA	Hobli	Black Gram (urd bean)	RF				Taluk Level	39	392.60	
33	Hasan	Arsikere	GANDASI	Hobli	Black Gram (urd bean)	RF				Taluk Level	39	392.60	
34	Hasan	Arsikere	JAVAGAL	Hobli	Black Gram (urd bean)	RF				Taluk Level	39	392.60	
35	Hasan	Arsikere	KANAKATTE	Hobli	Black Gram (urd bean)	RF		10	953.25				
36	Hasan	Arsikere	KASABA	Hobli	Black Gram (urd bean)	RF				Taluk Level	39	392.60	
37	Hasan	Arsikere	BANAVARA	Hobli	Cowpea/Alasande	RF				Taluk Level	48	315.16	
38	Hasan	Arsikere	GANDASI	Hobli	Cowpea/Alasande	RF		10	271.89				
39	Hasan	Arsikere	JAVAGAL	Hobli	Cowpea/Alasande	RF		10	486.63				
40	Hasan	Arsikere	KANAKATTE	Hobli	Cowpea/Alasande	RF		10	221.32				
41	Hasan	Arsikere	KASABA	Hobli	Cowpea/Alasande	RF		10	281.13				
42	Hasan	Arsikere	BANAVARA	Hobli	Horse Gram (kulthi/kultha)	RF				Taluk Level	45	288.67	
43	Hasan	Arsikere	GANDASI	Hobli	Horse Gram (kulthi/kultha)	RF		10	389.40				
44	Hasan	Arsikere	JAVAGAL	Hobli	Horse Gram (kulthi/kultha)	RF				Taluk Level	45	288.67	
45	Hasan	Arsikere	KANAKATTE	Hobli	Horse Gram (kulthi/kultha)	RF				Taluk Level	45	288.67	
46	Hasan	Arsikere	KASABA	Hobli	Horse Gram (kulthi/kultha)	RF		10	242.10				

Government of Karnataka
Directorate of Economics and Statistics
Hobli Level Average Yield data for Kharif season 2018-19

S.N	District	Taluk	Insurance Unit (hobli/ GP)	GP/HOBLI	Crop	IRR_R F	Area_Sown_Ha	No_CCE_C onducted	Average Yield(Kg/Ha)	Name_Of_Higher_Le vel	No_cce Conducted_Higher	Higher average Yield(Kg/Ha)	Neighbouring Yield
47	Hasan	Arsikere	GANDASI	Hobli	Maize (Makka)	IRR				Taluk Level	19	1440.83	
48	Hasan	Arsikere	JAVAGAL	Hobli	Maize (Makka)	IRR		10	1862.22				
49	Hasan	Arsikere	BANAVARA	Hobli	Maize (Makka)	RF		10	911.33				
50	Hasan	Arsikere	GANDASI	Hobli	Maize (Makka)	RF		10	1061.10				
51	Hasan	Arsikere	JAVAGAL	Hobli	Maize (Makka)	RF				Taluk Level	38	845.13	
52	Hasan	Arsikere	KANAKATTE	Hobli	Maize (Makka)	RF				Taluk Level	38	845.13	
53	Hasan	Arsikere	KASABA	Hobli	Maize (Makka)	RF		10	636.23				
54	Hasan	Arsikere	BANAVARA	Hobli	Pigeon pea (red gram/arhar/tur)	RF		10	103.42				
55	Hasan	Arsikere	GANDASI	Hobli	Pigeon pea (red gram/arhar/tur)	RF		10	152.12				
56	Hasan	Arsikere	JAVAGAL	Hobli	Pigeon pea (red gram/arhar/tur)	RF				Taluk Level	43	160.93	
57	Hasan	Arsikere	KANAKATTE	Hobli	Pigeon pea (red gram/arhar/tur)	RF				Taluk Level	43	160.93	
58	Hasan	Arsikere	KASABA	Hobli	Pigeon pea (red gram/arhar/tur)	RF				Taluk Level	43	160.93	
59	Hasan	Arsikere	BANAVARA	Hobli	Potato	RF				Taluk Level	20	3381.20	
60	Hasan	Arsikere	GANDASI	Hobli	Potato	RF		10	3190.00				
61	Hasan	Arsikere	JAVAGAL	Hobli	Potato	RF				Taluk Level	20	3381.20	
62	Hasan	Arsikere	KANAKATTE	Hobli	Potato	RF				Taluk Level	20	3381.20	

(S)

Government of Karnataka
Directorate of Economics and Statistics
Hobli Level Average Yield data for Kharif season 2018-19

S.N	District	Taluk	Insurance Unit (hobli/ GP)	GP/HOBLI	Crop	IRR_R F	Area Sown Ha	No_CCE_C onducted	Average Yield(Kg/Ha)	Name_Of_Higher_Le vel	No_cce Conducted_Higher	Higher average Yield(Kg/Ha)	Neighbouring Yield
63	Hasan	Arsikere	KASABA	Hobli	Potato	RF				Taluk Level	20	3381.20	
64	Hasan	Arsikere	JAVAGAL	Hobli	Save	RF				Taluk Level	10	124.45	
65	Hasan	Arsikere	KANAKATTE	Hobli	Save	RF		10	124.45				
66	Hasan	Arsikere	BANAVARA	Hobli	Sesame (Gingelly/Til)/Sesamum	RF		10	414.42				
67	Hasan	Arsikere	GANDASI	Hobli	Sesame (Gingelly/Til)/Sesamum	RF		10	484.39				
68	Hasan	Arsikere	JAVAGAL	Hobli	Sesame (Gingelly/Til)/Sesamum	RF		10	416.01				
69	Hasan	Arsikere	KANAKATTE	Hobli	Sesame (Gingelly/Til)/Sesamum	RF				Taluk Level	49	489.23	
70	Hasan	Arsikere	KASABA	Hobli	Sesame (Gingelly/Til)/Sesamum	RF		10	521.01				
71	Hasan	Arsikere	BANAVARA	Hobli	Sorghum (Jowar/Great Millet)	RF				Taluk Level	32	426.65	
72	Hasan	Arsikere	GANDASI	Hobli	Sorghum (Jowar/Great Millet)	RF				Taluk Level	32	426.65	
73	Hasan	Arsikere	JAVAGAL	Hobli	Sorghum (Jowar/Great Millet)	RF				Taluk Level	32	426.65	
74	Hasan	Arsikere	KANAKATTE	Hobli	Sorghum (Jowar/Great Millet)	RF				Taluk Level	32	426.65	
75	Hasan	Arsikere	KASABA	Hobli	Sorghum (Jowar/Great Millet)	RF		10	554.65				
76	Hasan	Arsikere	BANAVARA	Hobli	SUNFLOWER	RF						564.99	Y
77	Hasan	Arsikere	GANDASI	Hobli	SUNFLOWER	RF				Taluk Level	2	361.01	
78	Hasan	Arsikere	JAVAGAL	Hobli	SUNFLOWER	RF						750.03	Y

**Government of Karnataka
Directorate of Economics and Statistics**

Hobli Level Average Yield data for Kharif season 2018-19

S.N	District	Taluk	Insurance Unit (hobli/ GP)	GP/HOBLI	Crop	IRR_R F	Area_Sown_Ha	No_CCE_C onducted	Average Yield(Kg/Ha)	Name_Of_Higher_Le vel	No_cce Conducted_Higher	Higher average Yield(Kg/Ha)	Neighbouring Yield
79	Hasan	Arsikere	KANAKATTE	Hobli	SUNFLOWER	RF				Taluk Level	2	361.01	
80	Hasan	Arsikere	KASABA	Hobli	SUNFLOWER	RF				Taluk Level	2	361.01	
81	Hasan	Arsikere	BANAVARA	Hobli	Tomato	NS				Taluk Level	43	12766.14	
82	Hasan	Arsikere	GANDASI	Hobli	Tomato	NS				Taluk Level	43	12766.14	
83	Hasan	Arsikere	JAVAGAL	Hobli	Tomato	NS		10	10304.00				
84	Hasan	Arsikere	KANAKATTE	Hobli	Tomato	NS				Taluk Level	43	12766.14	
85	Hasan	Arsikere	KASABA	Hobli	Tomato	NS		10	11904.40				
86	Hasan	Belur	BIKKODU	Hobli	COTTON	RF				Taluk Level	8	199.74	
87	Hasan	Belur	HALEBEEDU	Hobli	COTTON	RF						254.76	Y
88	Hasan	Belur	HALEBEEDU	Hobli	Maize (Makka)	IRR				Taluk Level	22	3540.49	
89	Hasan	Belur	KASABA	Hobli	Maize (Makka)	IRR				Taluk Level	22	3540.49	
90	Hasan	Belur	MADEEHALLI	Hobli	Maize (Makka)	IRR				Taluk Level	22	3540.49	
91	Hasan	Belur	AREHALLI	Hobli	PADDY	IRR				Taluk Level	30	2181.69	
92	Hasan	Belur	BIKKODU	Hobli	PADDY	IRR		10	2101.90				
93	Hasan	Belur	KASABA	Hobli	PADDY	IRR				Taluk Level	30	2181.69	
94	Hasan	Belur	MADEEHALLI	Hobli	PADDY	IRR				Taluk Level	30	2181.69	

Government of Karnataka
Directorate of Economics and Statistics
Hobli Level Average Yield data for Kharif season 2018-19

S.N	District	Taluk	Insurance Unit (hobli/ GP)	GP/HOBLI	Crop	IRR_R F	Area Sown Ha	No_CCE_C onducted	Average Yield(Kg/Ha)	Name_Of_Higher_Le vel	No_cce Conducted_Higher	Higher average Yield(Kg/Ha)	Neighbouring Yield
95	Hasan	Belur	AREHALLI	Hobli	PADDY	RF		10	3758.39				
96	Hasan	Belur	BIKKODU	Hobli	PADDY	RF		10	1682.68				
97	Hasan	Belur	KASABA	Hobli	PADDY	RF				Taluk Level	26	2513.49	
98	Hasan	Belur	HALEBEEDU	Hobli	Pigeon pea (red gram/arhar/tur)	RF				Taluk Level	16	356.60	
99	Hasan	Belur	MADEEHALLI	Hobli	Pigeon pea (red gram/arhar/tur)	RF				Taluk Level	16	356.60	
100	Hasan	Belur	AREHALLI	Hobli	Potato	RF				Taluk Level	28	8072.86	
101	Hasan	Belur	BIKKODU	Hobli	Potato	RF				Taluk Level	28	8072.86	
102	Hasan	Belur	HALEBEEDU	Hobli	Potato	RF				Taluk Level	28	8072.86	
103	Hasan	Belur	KASABA	Hobli	Potato	RF				Taluk Level	28	8072.86	
104	Hasan	Belur	MADEEHALLI	Hobli	Potato	RF				Taluk Level	28	8072.86	
105	Hasan	Belur	BIKKODU	Hobli	RAGI	RF				Taluk Level	26	828.68	
106	Hasan	Belur	HALEBEEDU	Hobli	RAGI	RF				Taluk Level	26	828.68	
107	Hasan	Belur	KASABA	Hobli	RAGI	RF				Taluk Level	26	828.68	
108	Hasan	Belur	MADEEHALLI	Hobli	RAGI	RF				Taluk Level	26	828.68	
109	Hasan	Belur	HALEBEEDU	Hobli	Sesame (Gingelly/Til)/Sesamum	RF		10	712.85				
110	Hasan	Belur	HALEBEEDU	Hobli	Sorghum (Jowar/Great Millet)	RF						354.97	Y

8/2

Government of Karnataka
Directorate of Economics and Statistics
Hobli Level Average Yield data for Kharif season 2018-19

S.N	District	Taluk	Insurance Unit (hobli/ GP)	GP/HOBLI	Crop	IRR_R F	Area Sown Ha	No_CCE_C onducted	Average Yield(Kg/Ha)	Name_Of Higher_Level	No_cce Conducted Higher	Higher average Yield(Kg/Ha)	Neighbouring Yield
111	Hasan	Belur	HALEBEEDU	Hobli	SUNFLOWER	RF						972.07	Y
112	Hasan	Chanrayapatna	BAGURU	Hobli	Cowpea/Alasande	RF		10	531.14				
113	Hasan	Chanrayapatna	DANDIGANAHALLI	Hobli	Cowpea/Alasande	RF				Taluk Level	53	387.92	
114	Hasan	Chanrayapatna	HIREESAVE	Hobli	Cowpea/Alasande	RF				Taluk Level	53	387.92	
115	Hasan	Chanrayapatna	KASABA	Hobli	Cowpea/Alasande	RF				Taluk Level	53	387.92	
116	Hasan	Chanrayapatna	NUGGEHALLI	Hobli	Cowpea/Alasande	RF		10	370.37				
117	Hasan	Chanrayapatna	SHRAVANABELAGOLA	Hobli	Cowpea/Alasande	RF		10	144.43				
118	Hasan	Chanrayapatna	DANDIGANAHALLI	Hobli	Green Gram (Moong Bean/ Moong)	RF				Taluk Level	18	171.71	
119	Hasan	Chanrayapatna	KASABA	Hobli	Green Gram (Moong Bean/ Moong)	RF		10	165.39				
120	Hasan	Chanrayapatna	BAGURU	Hobli	Horse Gram (kulthi/kultha)	RF				Taluk Level	24	245.71	
121	Hasan	Chanrayapatna	DANDIGANAHALLI	Hobli	Horse Gram (kulthi/kultha)	RF		10	107.98				
122	Hasan	Chanrayapatna	HIREESAVE	Hobli	Horse Gram (kulthi/kultha)	RF				Taluk Level	24	245.71	
123	Hasan	Chanrayapatna	BAGURU	Hobli	Maize (Makka)	RF				Taluk Level	44	3158.28	
124	Hasan	Chanrayapatna	DANDIGANAHALLI	Hobli	Maize (Makka)	RF				Taluk Level	44	3158.28	
125	Hasan	Chanrayapatna	HIREESAVE	Hobli	Maize (Makka)	RF				Taluk Level	44	3158.28	
126	Hasan	Chanrayapatna	KASABA	Hobli	Maize (Makka)	RF				Taluk Level	44	3158.28	

(S):

Government of Karnataka
Directorate of Economics and Statistics
Hobli Level Average Yield data for Kharif season 2018-19

S.N	District	Taluk	Insurance Unit (hobli/ GP)	GP/HOBLI	Crop	IRR_R F	Area_Sown_Ha	No_CCE_C onducted	Average Yield(Kg/Ha)	Name_Of_Higher_Le vel	No_cce Conducted_Higher	Higher average Yield(Kg/Ha)	Neighbouring Yield
127	Hasan	Chanrayapatna	NUGGEHALLI	Hobli	Maize (Makka)	RF		10	2943.95				
128	Hasan	Chanrayapatna	SHRAVANABELAG OLA	Hobli	Maize (Makka)	RF				Taluk Level	44	3158.28	
129	Hasan	Chanrayapatna	BAGURU	Hobli	PADDY	IRR				Taluk Level	31	3526.02	
130	Hasan	Chanrayapatna	DANDIGANAHALLI	Hobli	PADDY	IRR				Taluk Level	31	3526.02	
131	Hasan	Chanrayapatna	HIREESAVE	Hobli	PADDY	IRR				Taluk Level	31	3526.02	
132	Hasan	Chanrayapatna	KASARA	Hobli	PADDY	IRR				Taluk Level	31	3526.02	
133	Hasan	Chanrayapatna	NUGGEHALLI	Hobli	PADDY	IRR				Taluk Level	31	3526.02	
134	Hasan	Chanrayapatna	SHRAVANABELAG OLA	Hobli	PADDY	IRR				Taluk Level	31	3526.02	
135	Hasan	Chanrayapatna	BAGURU	Hobli	Potato	IRR				Taluk Level	34	7363.00	
136	Hasan	Chanrayapatna	DANDIGANAHALLI	Hobli	Potato	IRR				Taluk Level	34	7363.00	
137	Hasan	Chanrayapatna	HIREESAVE	Hobli	Potato	IRR				Taluk Level	34	7363.00	
138	Hasan	Chanrayapatna	KASABA	Hobli	Potato	IRR		10	7796.00				
139	Hasan	Chanrayapatna	NUGGEHALLI	Hobli	Potato	IRR				Taluk Level	34	7363.00	
140	Hasan	Chanrayapatna	SHRAVANABELAG OLA	Hobli	Potato	IRR				Taluk Level	34	7363.00	
141	Hasan	Chanrayapatna	BAGURU	Hobli	RAGI	IRR				Taluk Level	40	1503.80	
142	Hasan	Chanrayapatna	DANDIGANAHALLI	Hobli	RAGI	IRR		10	1256.10				

Government of Karnataka
Directorate of Economics and Statistics
Hobli Level Average Yield data for Kharif season 2018-19

S.N	District	Taluk	Insurance Unit (hobli/ GP)	GP/HOBLI	Crop	IRR_R F	Area_Sown_Ha	No_CCE_C onducted	Average Yield(Kg/Ha)	Name_Of_Higher_Level	No_cce Conducted_Higher	Higher average Yield(Kg/Ha)	Neighbouring Yield
143	Hasan	Chanrayapatna	KASABA	Hobli	RAGI	IRR				Taluk Level	40	1503.80	
144	Hasan	Chanrayapatna	NUGGEHALLI	Hobli	RAGI	IRR		10	1989.03				
145	Hasan	Chanrayapatna	SHRAVANABELAGOLA	Hobli	RAGI	IRR				Taluk Level	40	1503.80	
146	Hasan	Chanrayapatna	BAGURU	Hobli	Sesame (Gingelly/Til)/Sesamum	RF				Taluk Level	20	492.25	
147	Hasan	Chanrayapatna	DANDIGANAHALLI	Hobli	Sesame (Gingelly/Til)/Sesamum	RF				Taluk Level	20	492.25	
148	Hasan	Chanrayapatna	NUGGEHALLI	Hobli	Sesame (Gingelly/Til)/Sesamum	RF				Taluk Level	20	492.25	
149	Hasan	Chanrayapatna	DANDIGANAHALLI(H)	Hobli	Sugarcane(Irrigated)	IRR						111361.60	
150	Hasan	Chanrayapatna	KASABA(H)	Hobli	Sugarcane(Irrigated)	IRR						111361.60	
151	Hasan	Hassan	KASABA	Hobli	Cowpea/Alasande	RF						462.96	Y
152	Hasan	Hassan	KATTAYA	Hobli	Cowpea/Alasande	RF				Taluk Level	3	462.96	
153	Hasan	Hassan	KATTAYA	Hobli	GROUNDNUT	RF		10	789.00				
154	Hasan	Hassan	DUDDA	Hobli	Horse Gram (kulthi/kultha)	RF				District Level	105	340.75	
155	Hasan	Hassan	KASABA	Hobli	Horse Gram (kulthi/kultha)	RF				District Level	105	340.75	
156	Hasan	Hassan	SALAGAME	Hobli	Horse Gram (kulthi/kultha)	RF				District Level	105	340.75	
157	Hasan	Hassan	SHANTIGRAMA	Hobli	Horse Gram (kulthi/kultha)	RF				District Level	105	340.75	
158	Hasan	Hassan	DUDDA	Hobli	PADDY	IRR				Taluk Level	32	2965.97	

9/1

Government of Karnataka
Directorate of Economics and Statistics
Hobli Level Average Yield data for Kharif season 2018-19

S.N	District	Taluk	Insurance Unit (hobli/ GP)	GP/HOBLI	Crop	IRR_R F	Area Sown Ha	No_CCE_C onducted	Average Yield(Kg/Ha)	Name_Of_Higher_Level	No_cce Conducted_Higher	Higher average Yield(Kg/Ha)	Neighbouring Yield
159	Hasan	Hassan	KASABA	Hobli	PADDY	IRR		10	3875.17				
160	Hasan	Hassan	KATTAYA	Hobli	PADDY	IRR				Taluk Level	32	2965.97	
161	Hasan	Hassan	SALAGAME	Hobli	PADDY	IRR				Taluk Level	32	2965.97	
162	Hasan	Hassan	SHANTIGRAMA	Hobli	PADDY	IRR				Taluk Level	32	2965.97	
163	Hasan	Hassan	DUDDA	Hobli	Potato	IRR				Taluk Level	48	7858.17	
164	Hasan	Hassan	KASABA	Hobli	Potato	IRR		10	7313.80				
165	Hasan	Hassan	KATTAYA	Hobli	Potato	IRR		10	4712.00				
166	Hasan	Hassan	SALAGAME	Hobli	Potato	IRR		10	8109.40				
167	Hasan	Hassan	SHANTIGRAMA	Hobli	Potato	IRR		10	10452.00				
168	Hasan	Hassan	DUDDA	Hobli	Potato	RF				Taluk Level	46	6740.27	
169	Hasan	Hassan	KASABA	Hobli	Potato	RF				Taluk Level	46	6740.27	
170	Hasan	Hassan	KATTAYA	Hobli	Potato	RF		10	5679.56				
171	Hasan	Hassan	SALAGAME	Hobli	Potato	RF		10	5963.24				
172	Hasan	Hassan	SHANTIGRAMA	Hobli	Potato	RF				Taluk Level	46	6740.27	
173	Hasan	Hassan	KATTAYA	Hobli	RAGI	IRR				Taluk Level	17	1132.22	
174	Hasan	Hassan	SALAGAME	Hobli	RAGI	IRR		10	1060.72				

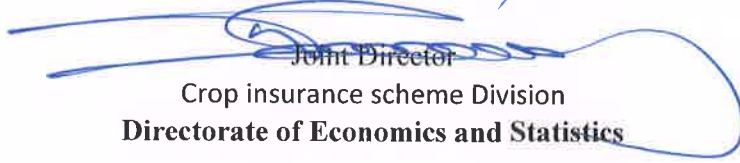
Government of Karnataka
Directorate of Economics and Statistics
Hobli Level Average Yield data for Kharif season 2018-19

S.N	District	Taluk	Insurance Unit (hobli/ GP)	GP/HOBLI	Crop	IRR_R F	Area Sown Ha	No_CCE_C onducted	Average Yield(Kg/Ha)	Name_Of Higher_Level	No_cce Conducted_Higher	Higher average Yield(Kg/Ha)	Neighbouring Yield
175	Hasan	Hassan	DUDDA	Hobli	RAGI	RF				Taluk Level	41	1229.55	
176	Hasan	Hassan	KASABA	Hobli	RAGI	RF		10	1622.51				
177	Hasan	Hassan	KATTAYA	Hobli	RAGI	RF				Taluk Level	41	1229.55	
178	Hasan	Hassan	SALAGAME	Hobli	RAGI	RF				Taluk Level	41	1229.55	
179	Hasan	Hassan	SHANTIGRAMA	Hobli	RAGI	RF		10	992.82				
180	Hasan	Holenarasipura	HALEKOTE	Hobli	Cowpea/Alasande	RF				Taluk Level	21	340.62	
181	Hasan	Holenarasipura	HALLIMASURU	Hobli	Cowpea/Alasande	RF				Taluk Level	21	340.62	
182	Hasan	Holenarasipura	KASABA	Hobli	Cowpea/Alasande	RF		10	465.85				
183	Hasan	Holenarasipura	HALEKOTE	Hobli	Horse Gram (kulthi/kultha)	RF				Taluk Level	26	434.93	
184	Hasan	Holenarasipura	HALLIMASURU	Hobli	Horse Gram (kulthi/kultha)	RF		10	339.49				
185	Hasan	Holenarasipura	KASABA	Hobli	Horse Gram (kulthi/kultha)	RF				Taluk Level	26	434.93	
186	Hasan	Holenarasipura	HALEKOTE	Hobli	Maize (Makka)	IRR		10	2291.09				
187	Hasan	Holenarasipura	HALLIMASURU	Hobli	Maize (Makka)	IRR				Taluk Level	26	2987.58	
188	Hasan	Holenarasipura	KASABA	Hobli	Maize (Makka)	IRR		10	3199.64				
189	Hasan	Holenarasipura	HALEKOTE	Hobli	Maize (Makka)	RF		10	2364.37				
190	Hasan	Holenarasipura	HALLIMASURU	Hobli	Maize (Makka)	RF				Taluk Level	25	2717.43	

97

Government of Karnataka
Directorate of Economics and Statistics
Hobli Level Average Yield data for Kharif season 2018-19

S.N	District	Taluk	Insurance Unit (hobli/ GP)	GP/HOBLI	Crop	IRR_R F	Area_Sown_Ha	No_CCE_C onducted	Average Yield(Kg/Ha)	Name_Of Higher_Le vel	No_cce Conducted_Higher	Higher average Yield(Kg/Ha)	Neighbouring Yield
191	Hasan	Holenarasipura	KASABA	Hobli	Maize (Makka)	RF				Taluk Level	25	2717.43	
192	Hasan	Holenarasipura	HALEKOTE	Hobli	Potato	RF		10	5635.60				
193	Hasan	Holenarasipura	HALLIMAISURU	Hobli	Potato	RF				Taluk Level	29	5342.62	
194	Hasan	Holenarasipura	KASABA	Hobli	Potato	RF		10	5042.00				
195	Hasan	Holenarasipura	HALEKOTE	Hobli	RAGI	IRR				Taluk Level	8	1598.98	
196	Hasan	Holenarasipura	HALEKOTE	Hobli	Sesame (Gingelly/Til)/Sesamum	RF				Taluk Level	8	274.63	
197	Hasan	Holenarasipura	HALLIMAISURU	Hobli	Sesame (Gingelly/Til)/Sesamum	RF				Taluk Level	8	274.63	
198	Hasan	Sakleshpura	BELAGODU	Hobli	PADDY	IRR				Taluk Level	35	4863.77	
199	Hasan	Sakleshpura	HANUBALU	Hobli	PADDY	IRR				Taluk Level	35	4863.77	
200	Hasan	Sakleshpura	HETTURU	Hobli	PADDY	IRR				Taluk Level	35	4863.77	
201	Hasan	Sakleshpura	KASABA	Hobli	PADDY	IRR		10	4861.45				
202	Hasan	Sakleshpura	YASALURU	Hobli	PADDY	IRR				Taluk Level	35	4863.77	


Joint Director
Crop insurance scheme Division
Directorate of Economics and Statistics

Government of Karnataka
Directorate of Economics and Statistics
Hobli Level Average Yield data for Kharif season 2018-19

S.N	District	Taluk	Insurance Unit (hobli/ GP)	GP/HOBLI	Crop	IRR_R F	Area Sown Ha	No_CCE_C onducted	Average Yield(Kg/Ha)	Name Of Higher_Le vel	No_cce Conducted_Higher	Higher average Yield(Kg/Ha)	Neighbouring Yield
1	Haveri	Byadagi	BYADAGI	Hobli	Black Gram (urd bean)	RF		10	666.97				
2	Haveri	Byadagi	BYADAGI	Hobli	Cabbage	NS		10	22960.00				
3	Haveri	Byadagi	KAGINELLI	Hobli	Cabbage	NS		10	27240.00				
4	Haveri	Byadagi	BYADAGI	Hobli	COTTON	IRR		10	211.50				
5	Haveri	Byadagi	KAGINELLI	Hobli	COTTON	IRR		10	448.90				
6	Haveri	Byadagi	BYADAGI	Hobli	COTTON	RF		10	186.00				
7	Haveri	Byadagi	KAGINELLI	Hobli	COTTON	RF		10	292.62				
8	Haveri	Byadagi	BYADAGI	Hobli	Green Gram (Moong Bean/ Moong)	RF		10	400.93				
9	Haveri	Byadagi	BYADAGI	Hobli	GROUNDNUT	RF		10	702.88				
10	Haveri	Byadagi	BYADAGI	Hobli	Maize (Makka)	IRR		10	2749.72				
11	Haveri	Byadagi	KAGINELLI	Hobli	Maize (Makka)	IRR		10	2248.79				
12	Haveri	Byadagi	KAGINELLI	Hobli	PADDY	IRR		10	3215.11				
13	Haveri	Byadagi	KAGINELLI	Hobli	PADDY	RF		10	819.57				

Government of Karnataka
Directorate of Economics and Statistics
Hobli Level Average Yield data for Kharif season 2018-19

S.N	District	Taluk	Insurance Unit (hobli/ GP)	GP/HOBLI	Crop	IRR_R F	Area_Sown_Ha	No_CCE_C onducted	Average Yield(Kg/Ha)	Name_Of_Higher_Level	No_cce Conducted_Higher	Higher average Yield(Kg/Ha)	Neighbouring Yield
14	Haveri	Byadagi	BYADAGI	Hobli	Save	RF		10	481.93				
15	Haveri	Byadagi	BYADAGI	Hobli	Sorghum (Jowar/Great Millet)	RF		10	1369.79				
16	Haveri	Byadagi	KAGINELLI	Hobli	Sorghum (Jowar/Great Millet)	RF						1369.79	Y
17	Haveri	Byadagi	BYADAGI	Hobli	Soybean (bhat)	RF		10	966.45				
18	Haveri	Hangal	AKKIALURA	Hobli	COTTON	IRR		10	255.76				
19	Haveri	Hangal	BAMMANALLI	Hobli	COTTON	IRR		10	295.24				
20	Haveri	Hangal	AKKIALURA	Hobli	COTTON	RF		10	181.85				
21	Haveri	Hangal	BAMMANALLI	Hobli	COTTON	RF		10	219.51				
22	Haveri	Hangal	HANAGALLA	Hobli	COTTON	RF				Taluk Level	29	180.73	
23	Haveri	Hangal	BAMMANALLI	Hobli	GROUNDNUT	IRR		10	2443.77				
24	Haveri	Hangal	AKKIALURA	Hobli	GROUNDNUT	RF		10	862.07				
25	Haveri	Hangal	BAMMANALLI	Hobli	GROUNDNUT	RF				Taluk Level	19	1032.89	
26	Haveri	Hangal	AKKIALURA	Hobli	Maize (Makka)	IRR		10	3685.03				

(97)

Government of Karnataka
Directorate of Economics and Statistics
Hobli Level Average Yield data for Kharif season 2018-19

S.N	District	Taluk	Insurance Unit (hobli/ GP)	GP/HOBLI	Crop	IRR_R F	Area Sown Ha	No_CCE_C onducted	Average Yield(Kg/Ha)	Name_Of_Higher_Level	No_cce Conducted_Higher	Higher average Yield(Kg/Ha)	Neighbouring Yield
27	Haveri	Hangal	BAMMANALLI	Hobli	Maize (Makka)	IRR		10	1921.86				
28	Haveri	Hangal	HANAGALLA	Hobli	Maize (Makka)	IRR		10	1715.46				
29	Haveri	Hangal	AKKIALURA	Hobli	PADDY	RF		10	1147.95				
30	Haveri	Hangal	BAMMANALLI	Hobli	PADDY	RF		10	861.89				
31	Haveri	Hangal	HANAGALLA	Hobli	PADDY	RF		10	461.16				
32	Haveri	Hangal	AKKIALURA	Hobli	RAGI	RF				Taluk Level	2	138.58	
33	Haveri	Hangal	HANAGALLA	Hobli	RAGI	RF				Taluk Level	2	138.58	
34	Haveri	Hangal	AKKIALURA	Hobli	Sorghum (Jowar/Great Millet)	RF				District Level	33	1101.79	
35	Haveri	Hangal	BAMMANALLI	Hobli	Sorghum (Jowar/Great Millet)	RF				District Level	33	1101.79	
36	Haveri	Hangal	AKKIALURA	Hobli	Soybean (bhat)	RF		10	813.70				
37	Haveri	Hangal	BAMMANALLI	Hobli	Soybean (bhat)	RF		10	855.71				
38	Haveri	Hangal	HANAGALLA	Hobli	Soybean (bhat)	RF		10	496.95				
39	Haveri	Haveri	GUTTALA	Hobli	COTTON	IRR		10	423.34				

Government of Karnataka
Directorate of Economics and Statistics
Hobli Level Average Yield data for Kharif season 2018 19

S.N	District	Taluk	Insurance Unit (hobli/ GP)	GP/HOBLI	Crop	IRR_R F	Area_Sown_Ha	No_CCE_C onducted	Average Yield(Kg/Ha)	Name_Of Higher_Level	No_cce Conducted_Higher	Higher average Yield(Kg/Ha)	Neighbouring Yield
40	Haveri	Haveri	HAVERI	Hobli	COTTON	IRR		10	383.64				
41	Haveri	Haveri	KARAJAGI	Hobli	COTTON	IRR		10	332.93				
42	Haveri	Haveri	GUTTALA	Hobli	COTTON	RF		10	380.64				
43	Haveri	Haveri	HAVERI	Hobli	COTTON	RF		10	281.56				
44	Haveri	Haveri	KARAJAGI	Hobli	COTTON	RF		10	278.89				
45	Haveri	Haveri	GUTTALA	Hobli	Green Gram (Moong Bean/ Moong)	RF		10	277.84				
46	Haveri	Haveri	HAVERI	Hobli	Green Gram (Moong Bean/ Moong)	RF				Taluk Level	22	404.47	
47	Haveri	Haveri	KARAJAGI	Hobli	Green Gram (Moong Bean/ Moong)	RF		10	506.95				
48	Haveri	Haveri	GUTTALA	Hobli	GROUNDNUT	IRR				Taluk Level	22	1258.38	
49	Haveri	Haveri	HAVERI	Hobli	GROUNDNUT	IRR				Taluk Level	22	1258.38	
50	Haveri	Haveri	KARAJAGI	Hobli	GROUNDNUT	IRR		10	1445.79				
51	Haveri	Haveri	GUTTALA	Hobli	GROUNDNUT	RF		10	545.78				
52	Haveri	Haveri	HAVERI	Hobli	GROUNDNUT	RF		10	1089.12				
53	Haveri	Haveri	KARAJAGI	Hobli	GROUNDNUT	RF		10	755.07				

91

Government of Karnataka
Directorate of Economics and Statistics
Hobli Level Average Yield data for Kharif season 2018-19

S.N	District	Taluk	Insurance Unit (hobli/ GP)	GP/HOBLI	Crop	IRR_R F	Area Sown Ha	No_CCE_C onducted	Average Yield(Kg/Ha)	Name_Of Higher_Level	No_cce Conducted Higher	Higher average Yield(Kg/Ha)	Neighbouring Yield
54	Haveri	Haveri	GUTTALA	Hobli	Maize (Makka)	IRR		10	3163.34				
55	Haveri	Haveri	HAVERI	Hobli	Maize (Makka)	IRR		10	2796.18				
56	Haveri	Haveri	KARAJAGI	Hobli	Maize (Makka)	IRR		10	3130.15				
57	Haveri	Haveri	GUTTALA	Hobli	Navane	RF						186.48	Y
58	Haveri	Haveri	GUTTALA	Hobli	Onion	IRR		10	7040.00				
59	Haveri	Haveri	KARAJAGI	Hobli	Onion	IRR		10	5532.00				
60	Haveri	Haveri	GUTTALA	Hobli	Onion	RF						4618.53	Y
61	Haveri	Haveri	KARAJAGI	Hobli	Onion	RF						4574.29	Y
62	Haveri	Haveri	GUTTALA	Hobli	PADDY	IRR						3791.67	Y
63	Haveri	Haveri	GUTTALA	Hobli	Pigeon pea (red gram/arhar/tur)	RF				Taluk Level	27	580.87	
64	Haveri	Haveri	HAVERI	Hobli	Pigeon pea (red gram/arhar/tur)	RF				Taluk Level	27	580.87	
65	Haveri	Haveri	KARAJAGI	Hobli	Pigeon pea (red gram/arhar/tur)	RF		10	588.69				
66	Haveri	Haveri	GUTTALA	Hobli	Save	RF				District Level	42	1016.94	
67	Haveri	Haveri	GUTTALA	Hobli	Sorghum (Jowar/Great Millet)	IRR						1985.45	Y
68	Haveri	Haveri	GUTTALA	Hobli	Sorghum (Jowar/Great Millet)	RF				District Level	33	1101.79	
69	Haveri	Haveri	HAVERI	Hobli	Sorghum (Jowar/Great Millet)	RF				District Level	33	1101.79	

Government of Karnataka
Directorate of Economics and Statistics
Hobli Level Average Yield data for Kharif season 2018-19

S.N	District	Taluk	Insurance Unit (hobli/ GP)	GP/HOBLI	Crop	IRR_R F	Area_Sown_Ha	No_CCE_C onducted	Average Yield(Kg/Ha)	Name_Of Higher_Le vel	No_cce Conducted_Higher	Higher average Yield(Kg/Ha)	Neighbouring Yield
70	Haveri	Haveri	KARAJAGI	Hobli	Sorghum (Jowar/Great Millet)	RF				District Level	33	1101.79	
71	Haveri	Haveri	GUTTALA	Hobli	Soybean (bhat)	RF		10	507.02				
72	Haveri	Haveri	HAVERI	Hobli	Soybean (bhat)	RF		10	1275.79				
73	Haveri	Haveri	KARAJAGI	Hobli	Soybean (bhat)	RF		10	1101.90				
74	Haveri	Haveri	GUTTALA	Hobli	SUNFLOWER	RF						314.06	Y
75	Haveri	Haveri	KARAJAGI	Hobli	SUNFLOWER	RF				District Level	2	261.22	
76	Haveri	Haveri	GUTTALA	Hobli	Tomato	NS						6673.85	Y
77	Haveri	Hirekerur	HIREKERURA	Hobli	Cabbage	NS		10	9472.00				
78	Haveri	Hirekerur	HANSABHAVI	Hobli	COTTON	IRR		10	721.58				
79	Haveri	Hirekerur	HIREKERURA	Hobli	COTTON	IRR		10	704.56				
80	Haveri	Hirekerur	RATTEEHALLI	Hobli	COTTON	IRR		10	716.91				
81	Haveri	Hirekerur	HANSABHAVI	Hobli	COTTON	RF		10	552.78				
82	Haveri	Hirekerur	HIREKERURA	Hobli	COTTON	RF		10	550.44				
83	Haveri	Hirekerur	RATTEEHALLI	Hobli	COTTON	RF		10	549.11				
84	Haveri	Hirekerur	HIREKERURA	Hobli	GROUNDNUT	RF		10	1512.24				
85	Haveri	Hirekerur	RATTEEHALLI	Hobli	GROUNDNUT	RF		10	1476.22				

2/1

Government of Karnataka
Directorate of Economics and Statistics
Hobli Level Average Yield data for Kharif season 2018-19

S.N	District	Taluk	Insurance Unit (hobli/ GP)	GP/HOBLI	Crop	IRR_R F	Area_Sown_Ha	No_CCE_C onducted	Average Yield(Kg/Ha)	Name_Of_Higher_Level	No_cce Conducted_Higher	Higher average Yield(Kg/Ha)	Neighbouring Yield
86	Haveri	Hirekerur	HANSABHAVI	Hobli	Maize (Makka)	IRR		10	3777.34				
87	Haveri	Hirekerur	HIREKERURA	Hobli	Maize (Makka)	IRR		10	3856.57				
88	Haveri	Hirekerur	RATTEEHALLI	Hobli	Maize (Makka)	IRR		10	4123.75				
89	Haveri	Hirekerur	HANSABHAVI	Hobli	PADDY	IRR		10	3193.71				
90	Haveri	Hirekerur	HIREKERURA	Hobli	PADDY	IRR		10	4377.35				
91	Haveri	Hirekerur	RATTEEHALLI	Hobli	PADDY	IRR		10	4117.25				
92	Haveri	Hirekerur	HANSABHAVI	Hobli	PADDY	RF		10	895.39				
93	Haveri	Hirekerur	HIREKERURA	Hobli	PADDY	RF						895.39	Y
94	Haveri	Hirekerur	RATTEEHALLI	Hobli	PADDY	RF				Taluk Level	10	895.39	
95	Haveri	Hirekerur	HANSABHAVI	Hobli	Pigeon pea (red gram/arhar/tur)	RF				Taluk Level	28	1174.36	
96	Haveri	Hirekerur	HIREKERURA	Hobli	Pigeon pea (red gram/arhar/tur)	RF				Taluk Level	28	1174.36	
97	Haveri	Hirekerur	RATTEEHALLI	Hobli	Pigeon pea (red gram/arhar/tur)	RF		10	655.37				
98	Haveri	Hirekerur	HANSABHAVI	Hobli	RAGI	RF				Taluk Level	23	1368.75	
99	Haveri	Hirekerur	HIREKERURA	Hobli	RAGI	RF		10	1396.13				
100	Haveri	Hirekerur	RATTEEHALLI	Hobli	RAGI	RF				Taluk Level	23	1368.75	
101	Haveri	Hirekerur	HANSABHAVI	Hobli	Sorghum (Jowar/Great Millet)	RF				Taluk Level	9	1166.02	

Government of Karnataka
Directorate of Economics and Statistics
Hobli Level Average Yield data for Kharif season 2018-19

S.N	District	Taluk	Insurance Unit (hobli/ GP)	GP/HOBLI	Crop	IRR_R F	Area Sown Ha	No_CCE_C onducted	Average Yield(Kg/Ha)	Name_Of_Higher_Level	No_cce Conducted_Higher	Higher average Yield(Kg/Ha)	Neighbouring Yield
102	Haveri	Hirekerur	HIREKERURA	Hobli	Sorghum (Jowar/Great Millet)	RF						1237.13	Y
103	Haveri	Hirekerur	RATTEEHALLI	Hobli	Sorghum (Jowar/Great Millet)	RF				Taluk Level	9	1166.02	
104	Haveri	Hirekerur	HANSABHAVI	Hobli	Tomato	NS		10	4264.00				
105	Haveri	Hirekerur	HIREKERURA	Hobli	Tomato	NS		10	3524.00				
106	Haveri	Hirekerur	RATTEEHALLI	Hobli	Tomato	NS		10	3700.00				
107	Haveri	Ranebennur	KUPPELURA	Hobli	COTTON	IRR		10	416.00				
108	Haveri	Ranebennur	MEDLERI	Hobli	COTTON	IRR		10	226.41				
109	Haveri	Ranebennur	RANEBENNURA	Hobli	COTTON	IRR		10	423.34				
110	Haveri	Ranebennur	KUPPELURA	Hobli	COTTON	RF		10	234.55				
111	Haveri	Ranebennur	MEDLERI	Hobli	COTTON	RF				Taluk Level	26	228.72	
112	Haveri	Ranebennur	RANEBENNURA	Hobli	COTTON	RF		10	283.13				
113	Haveri	Ranebennur	KUPPELURA	Hobli	Green Gram (Moong Bean/ Moong)	RF		10	477.41				
114	Haveri	Ranebennur	RANEBENNURA	Hobli	Green Gram (Moong Bean/ Moong)	RF		10	454.23				
115	Haveri	Ranebennur	RANEBENNURA	Hobli	GROUNDNUT	IRR		10	1209.60				
116	Haveri	Ranebennur	KUPPELURA	Hobli	GROUNDNUT	RF				Taluk Level	25	775.39	
117	Haveri	Ranebennur	MEDLERI	Hobli	GROUNDNUT	RF				Taluk Level	25	775.39	

Government of Karnataka
Directorate of Economics and Statistics
Hobli Level Average Yield data for Kharif season 2018-19

S.N	District	Taluk	Insurance Unit (hobli/ GP)	GP/HOBLI	Crop	IRR_R F	Area_Sown_Ha	No_CCE_C onducted	Average Yield(Kg/Ha)	Name_Of Higher_Level	No_cce Conducted_Higher	Higher average Yield(Kg/Ha)	Neighbouring Yield
118	Haveri	Ranebennur	RANEBENNURA	Hobli	GROUNDNUT	RF		10	724.98				
119	Haveri	Ranebennur	KUPPELURA	Hobli	Maize (Makka)	IRR		10	2436.50				
120	Haveri	Ranebennur	MEDLERI	Hobli	Maize (Makka)	IRR		10	2177.83				
121	Haveri	Ranebennur	RANEBENNURA	Hobli	Maize (Makka)	IRR		10	2364.73				
122	Haveri	Ranebennur	MEDLERI	Hobli	Navane	RF						486.06	Y
123	Haveri	Ranebennur	RANEBENNURA	Hobli	Navane	RF						538.06	Y
124	Haveri	Ranebennur	KUPPELURA	Hobli	Onion	IRR		10	3149.77				
125	Haveri	Ranebennur	MEDLERI	Hobli	Onion	IRR		10	3196.00				
126	Haveri	Ranebennur	RANEBENNURA	Hobli	Onion	IRR		10	2560.70				
127	Haveri	Ranebennur	KUPPELURA	Hobli	Onion	RF		10	1897.00				
128	Haveri	Ranebennur	MEDLERI	Hobli	Onion	RF		10	2216.00				
129	Haveri	Ranebennur	RANEBENNURA	Hobli	Onion	RF		10	2168.89				
130	Haveri	Ranebennur	KUPPELURA	Hobli	PADDY	IRR		10	3133.78				
131	Haveri	Ranebennur	MEDLERI	Hobli	PADDY	IRR		10	2365.65				
132	Haveri	Ranebennur	RANEBENNURA	Hobli	PADDY	IRR				Taluk Level	20	2749.71	
133	Haveri	Ranebennur	KUPPELURA	Hobli	Pigeon pea (red gram/arhar/tur)	RF		10	720.33				

Government of Karnataka
Directorate of Economics and Statistics
Hobli Level Average Yield data for Kharif season 2018-19

S.N	District	Taluk	Insurance Unit (hobli/ GP)	GP/HOBLI	Crop	IRR_R F	Area Sown Ha	No_CCE_C onducted	Average Yield(Kg/Ha)	Name_Of_Higher_Level	No_cce Conducted_Higher	Higher average Yield(Kg/Ha)	Neighbouring Yield
134	Haveri	Ranebennur	MEDLERI	Hobli	Pigeon pea (red gram/arhar/tur)	RF		10	443.11				
135	Haveri	Ranebennur	RANEBENNURA	Hobli	Pigeon pea (red gram/arhar/tur)	RF		10	458.26				
136	Haveri	Ranebennur	RANEBENNURA	Hobli	Save	RF				District Level	42	1016.94	
137	Haveri	Ranebennur	MEDLERI	Hobli	Sorghum (Jowar/Great Millet)	IRR						2034.67	Y
138	Haveri	Ranebennur	RANEBENNURA	Hobli	Sorghum (Jowar/Great Millet)	IRR				State Level	522	2649.31	
139	Haveri	Ranebennur	KUPPELURA	Hobli	Sorghum (Jowar/Great Millet)	RF						1587.85	Y
140	Haveri	Ranebennur	MEDLERI	Hobli	Sorghum (Jowar/Great Millet)	RF				Taluk Level	6	1122.70	
141	Haveri	Ranebennur	RANEBENNURA	Hobli	Sorghum (Jowar/Great Millet)	RF						1277.13	Y
142	Haveri	Ranebennur	RANEBENNURA	Hobli	Soybean (bhat)	RF						877.07	Y
143	Haveri	Ranebennur	KUPPELURA(H)	Hobli	Sugarcane(Irrigated)	IRR			71880.20				
144	Haveri	Ranebennur	KUPPELURA	Hobli	SUNFLOWER	RF						261.22	Y
145	Haveri	Ranebennur	MEDLERI	Hobli	SUNFLOWER	RF						493.08	Y
146	Haveri	Ranebennur	RANEBENNURA	Hobli	SUNFLOWER	RF						261.22	Y
147	Haveri	Ranebennur	KUPPELURA	Hobli	Tomato	NS		10	2816.00				
148	Haveri	Ranebennur	MEDLERI	Hobli	Tomato	NS				Taluk Level	29	4902.07	
149	Haveri	Ranebennur	RANEBENNURA	Hobli	Tomato	NS		10	5592.00				

9/

Government of Karnataka
Directorate of Economics and Statistics
Hobli Level Average Yield data for Kharif season 2018-19

S.N	District	Taluk	Insurance Unit (hobli/ GP)	GP/HOBLI	Crop	IRR_R F	Area Sown Ha	No_CCE_C onducted	Average Yield(Kg/Ha)	Name_Of_Higher_Level	No_cce Conducted_Higher	Higher average Yield(Kg/Ha)	Neighbouring Yield
150	Haveri	Savanur	HATTIMATTURA	Hobli	COTTON	IRR		10	271.19				
151	Haveri	Savanur	SAVANURA	Hobli	COTTON	IRR		10	268.35				
152	Haveri	Savanur	HATTIMATTURA	Hobli	COTTON	RF		10	180.01				
153	Haveri	Savanur	SAVANURA	Hobli	COTTON	RF		10	173.01				
154	Haveri	Savanur	HATTIMATTURA	Hobli	Cowpea/Alasande	RF				Taluk Level	2	271.31	
155	Haveri	Savanur	HATTIMATTURA	Hobli	Green Gram (Moong Bean/ Moong)	RF		10	299.89				
156	Haveri	Savanur	SAVANURA	Hobli	Green Gram (Moong Bean/ Moong)	RF				Taluk Level	19	253.58	
157	Haveri	Savanur	HATTIMATTURA	Hobli	GROUNDNUT	IRR						1026.95	Y
158	Haveri	Savanur	HATTIMATTURA	Hobli	Maize (Makka)	IRR		10	1385.66				
159	Haveri	Savanur	SAVANURA	Hobli	Maize (Makka)	IRR						2229.80	Y
160	Haveri	Savanur	HATTIMATTURA	Hobli	Onion	IRR		10	3303.60				
161	Haveri	Savanur	HATTIMATTURA	Hobli	Pigeon pea (red gram/arhar/tur)	RF		10	468.43				
162	Haveri	Savanur	SAVANURA	Hobli	Pigeon pea (red gram/arhar/tur)	RF		10	459.76				
163	Haveri	Savanur	HATTIMATTURA	Hobli	Red Chillies	IRR		10	716.43				
164	Haveri	Savanur	HATTIMATTURA	Hobli	Red Chillies	RF		10	375.24				

8

Government of Karnataka
Directorate of Economics and Statistics
Hobli Level Average Yield data for Kharif season 2018-19

S.N	District	Taluk	Insurance Unit (hobli/ GP)	GP/HOBLI	Crop	IRR_R F	Area Sown Ha	No_CCE_C onducted	Average Yield(Kg/Ha)	Name_Of Higher_Level	No_cce Conducted_Higher	Higher average Yield(Kg/Ha)	Neighbouring Yield
165	Haveri	Savanur	SAVANURA	Hobli	Red Chillies	RF		10	278.03				
166	Haveri	Savanur	HATTIMATTURA	Hobli	Save	RF						1424.75	Y
167	Haveri	Savanur	SAVANURA	Hobli	Save	RF						1296.70	Y
168	Haveri	Savanur	HATTIMATTURA	Hobli	Sesame (Gingelly/Til)/Sesamum	RF						557.56	Y
169	Haveri	Savanur	HATTIMATTURA	Hobli	Sorghum (Jowar/Great Millet)	RF						632.52	Y
170	Haveri	Savanur	SAVANURA	Hobli	Sorghum (Jowar/Great Millet)	RF						493.95	Y
171	Haveri	Savanur	HATTIMATTURA	Hobli	Soybean (bhat)	RF		10	364.25				
172	Haveri	Savanur	SAVANURA	Hobli	Soybean (bhat)	RF		10	664.98				
173	Haveri	Savanur	HATTIMATTURA	Hobli	SUNFLOWER	RF						241.82	Y
174	Haveri	Shiggaon	BANKAPURA	Hobli	COTTON	RF		10	218.57				
175	Haveri	Shiggaon	DUNDASHI	Hobli	COTTON	RF		10	202.50				
176	Haveri	Shiggaon	SHIGGANVA	Hobli	COTTON	RF		10	396.40				
177	Haveri	Shiggaon	BANKAPURA	Hobli	Green Gram (Moong Bean/ Moong)	RF		10	222.48				
178	Haveri	Shiggaon	SHIGGANVA	Hobli	Green Gram (Moong Bean/ Moong)	RF		10	402.59				

(S)


Government of Karnataka
Directorate of Economics and Statistics
Hobli Level Average Yield data for Kharif season 2018-19

S.N	District	Taluk	Insurance Unit (hobli/ GP)	GP/HOBLI	Crop	IRR_R F	Area_Sown_Ha	No_CCE_C onducted	Average Yield(Kg/Ha)	Name_Of_Higher_Level	No_cce Conducted_Higher	Higher average Yield(Kg/Ha)	Neighbouring Yield
179	Haveri	Shiggaon	BANKAPURA	Hobli	GROUNDNUT	RF		10	1391.84				
180	Haveri	Shiggaon	DUNDASHI	Hobli	GROUNDNUT	RF		10	733.33				
181	Haveri	Shiggaon	SHIGGANVA	Hobli	GROUNDNUT	RF		10	777.69				
182	Haveri	Shiggaon	BANKAPURA	Hobli	Maize (Makka)	IRR		10	1734.13				
183	Haveri	Shiggaon	BANKAPURA	Hobli	PADDY	IRR		10	1012.95				
184	Haveri	Shiggaon	DUNDASHI	Hobli	PADDY	IRR		10	1512.06				
185	Haveri	Shiggaon	SHIGGANVA	Hobli	PADDY	IRR		10	2450.59				
186	Haveri	Shiggaon	BANKAPURA	Hobli	PADDY	RF		10	375.27				
187	Haveri	Shiggaon	DUNDASHI	Hobli	PADDY	RF		10	526.99				
188	Haveri	Shiggaon	SHIGGANVA	Hobli	PADDY	RF		10	336.60				
189	Haveri	Shiggaon	DUNDASHI	Hobli	Pigeon pea (red gram/arhar/tur)	RF		10	479.79				
190	Haveri	Shiggaon	SHIGGANVA	Hobli	Pigeon pea (red gram/arhar/tur)	RF		10	746.47				
191	Haveri	Shiggaon	SHIGGANVA	Hobli	RAGI	RF		10	1004.97				
192	Haveri	Shiggaon	SHIGGANVA	Hobli	Red Chillies	RF		10	222.30				

8

Government of Karnataka
Directorate of Economics and Statistics
Hobli Level Average Yield data for Kharif season 2018-19

S.N	District	Taluk	Insurance Unit (hobli/ GP)	GP/HOBLI	Crop	IRR_R F	Area_Sown_Ha	No_CCE_C onducted	Average Yield(Kg/Ha)	Name_Of_Higher_Level	No_cce Conducted_Higher	Higher average Yield(Kg/Ha)	Neighbouring Yield
193	Haveri	Shiggaon	BANKAPURA	Hobli	Save	RF				Taluk Level	22	1218.59	
194	Haveri	Shiggaon	DUNDASHI	Hobli	Save	RF		10	1355.36				
195	Haveri	Shiggaon	SHIGGANVA	Hobli	Save	RF		10	1095.60				
196	Haveri	Shiggaon	BANKAPURA	Hobli	Sorghum (Jowar/Great Millet)	RF						745.12	Y
197	Haveri	Shiggaon	DUNDASHI	Hobli	Sorghum (Jowar/Great Millet)	RF						617.74	Y
198	Haveri	Shiggaon	SHIGGANVA	Hobli	Sorghum (Jowar/Great Millet)	RF						601.62	Y
199	Haveri	Shiggaon	BANKAPURA	Hobli	Soybean (bhat)	RF		10	524.96				
200	Haveri	Shiggaon	DUNDASHI	Hobli	Soybean (bhat)	RF		10	383.01				
201	Haveri	Shiggaon	SHIGGANVA	Hobli	Soybean (bhat)	RF		10	1026.85				


Joint Director
Crop insurance scheme Division
Directorate of Economics and Statistics



**Government of Karnataka
Directorate of Economics and Statistics**

Hobli Level Average Yield data for Kharif season 2018-19

S.N	District	Taluk	Insurance Unit (hobli/ GP)	GP/HOBLI	Crop	IRR_R F	Area_Sown_Ha	No_CCE_C onducted	Average Yield(Kg/Ha)	Name_Of_Higher_Le vel	No_cce Conducted_Higher	Higher average Yield(Kg/Ha)	Neighbouring Yield
1	Kalaburgi	Afzalpur	AFAJALAPURA	Hobli	Black Gram (urd bean)	RF		10	344.52				
2	Kalaburgi	Afzalpur	ATANURA	Hobli	Black Gram (urd bean)	RF		10	404.14				
3	Kalaburgi	Afzalpur	KARAJAGI	Hobli	Black Gram (urd bean)	RF		10	226.79				
4	Kalaburgi	Afzalpur	AFAJALAPURA	Hobli	COTTON	IRR		10	543.77				
5	Kalaburgi	Afzalpur	KARAJAGI	Hobli	COTTON	IRR				Taluk Level	18	582.50	
6	Kalaburgi	Afzalpur	AFAJALAPURA	Hobli	COTTON	RF		10	400.65				
7	Kalaburgi	Afzalpur	ATANURA	Hobli	COTTON	RF		10	224.18				
8	Kalaburgi	Afzalpur	KARAJAGI	Hobli	COTTON	RF		10	425.67				
9	Kalaburgi	Afzalpur	AFAJALAPURA	Hobli	Green Gram (Moong Bean/ Moong)	RF				Taluk Level	29	312.46	
10	Kalaburgi	Afzalpur	ATANURA	Hobli	Green Gram (Moong Bean/ Moong)	RF		10	312.09				
11	Kalaburgi	Afzalpur	KARAJAGI	Hobli	Green Gram (Moong Bean/ Moong)	RF		10	261.11				
12	Kalaburgi	Afzalpur	AFAJALAPURA	Hobli	Onion	IRR		10	7020.00				
13	Kalaburgi	Afzalpur	KARAJAGI	Hobli	Onion	IRR		10	10620.00				
14	Kalaburgi	Afzalpur	AFAJALAPURA	Hobli	Pearl Millet (Bajra/Bulrush Millet/Spiked Millet)	RF				Taluk Level	20	1324.46	
15	Kalaburgi	Afzalpur	ATANURA	Hobli	Pearl Millet (Bajra/Bulrush Millet/Spiked Millet)	RF		10	1299.74				

82

**Government of Karnataka
Directorate of Economics and Statistics**

Hobli Level Average Yield data for Kharif season 2018-19

S.N	District	Taluk	Insurance Unit (hobli/ GP)	GP/HOBLI	Crop	IRR_R F	Area_Sown_Ha	No_CCE_C onducted	Average Yield(Kg/Ha)	Name_Of_Higher_Level	No_cce Conducted_Higher	Higher average Yield(Kg/Ha)	Neighbouring Yield
16	Kalaburgi	Afzalpur	KARAJAGI	Hobli	Pearl Millet (Bajra/Bulrush Millet/Spiked Millet)	RF				Taluk Level	20	1324.46	
17	Kalaburgi	Afzalpur	AFAJALAPURA	Hobli	Red Chillies	IRR				Taluk Level	4	918.26	
18	Kalaburgi	Afzalpur	ATANURA	Hobli	Sesame (Gingelly/Til)/Sesamum	RF		10	913.63				
19	Kalaburgi	Afzalpur	AFAJALAPURA(H)	Hobli	Sugarcane(Irrigated)	IRR			50188.00				
20	Kalaburgi	Afzalpur	ATANURA(H)	Hobli	Sugarcane(Irrigated)	IRR			45616.00				
21	Kalaburgi	Afzalpur	KARAJAGI(H)	Hobli	Sugarcane(Irrigated)	IRR			41756.00				
22	Kalaburgi	Afzalpur	AFAJALAPURA	Hobli	SUNFLOWER	IRR		10	847.47				
23	Kalaburgi	Afzalpur	ATANURA	Hobli	SUNFLOWER	IRR				Taluk Level	24	1010.29	
24	Kalaburgi	Afzalpur	KARAJAGI	Hobli	SUNFLOWER	IRR		10	1232.21				
25	Kalaburgi	Afzalpur	AFAJALAPURA	Hobli	SUNFLOWER	RF		10	945.07				
26	Kalaburgi	Afzalpur	ATANURA	Hobli	SUNFLOWER	RF		10	1020.47				
27	Kalaburgi	Afzalpur	KARAJAGI	Hobli	SUNFLOWER	RF		10	718.72				
28	Kalaburgi	Afzalpur	AFAJALAPURA	Hobli	Tomato	NS				State Level	1468	15176.22	
29	Kalaburgi	Aland	ALANDA	Hobli	Black Gram (urd bean)	RF		10	642.71				

**Government of Karnataka
Directorate of Economics and Statistics**

Hobli Level Average Yield data for Kharif season 2018-19

S.N	District	Taluk	Insurance Unit (hobli/ GP)	GP/HOBLI	Crop	IRR_R F	Area Sown_Ha	No_CCE_C onducted	Average Yield(Kg/Ha)	Name_Of_Higher_Level	No_cce Conducted_Higher	Higher average Yield(Kg/Ha)	Neighbouring Yield
30	Kalaburgi	Aland	KHAJURI	Hobli	Black Gram (urd bean)	RF		10	621.29				
31	Kalaburgi	Aland	MADANAHIPPARA GA	Hobli	Black Gram (urd bean)	RF		10	319.78				
32	Kalaburgi	Aland	NARONA	Hobli	Black Gram (urd bean)	RF		10	631.94				
33	Kalaburgi	Aland	NIMBARGA	Hobli	Black Gram (urd bean)	RF		10	550.73				
34	Kalaburgi	Aland	ALANDA	Hobli	Green Gram (Moong Bean/ Moong)	RF		10	571.65				
35	Kalaburgi	Aland	KHAJURI	Hobli	Green Gram (Moong Bean/ Moong)	RF		10	776.69				
36	Kalaburgi	Aland	MADANAHIPPARA GA	Hobli	Green Gram (Moong Bean/ Moong)	RF		10	777.65				
37	Kalaburgi	Aland	NARONA	Hobli	Green Gram (Moong Bean/ Moong)	RF		10	838.42				
38	Kalaburgi	Aland	NIMBARGA	Hobli	Green Gram (Moong Bean/ Moong)	RF		10	698.34				
39	Kalaburgi	Aland	ALANDA	Hobli	Onion	IRR		10	14140.00				
40	Kalaburgi	Aland	KHAJURI	Hobli	Onion	IRR		10	9922.00				
41	Kalaburgi	Aland	MADANAHIPPARA GA	Hobli	Onion	IRR		10	8060.72				
42	Kalaburgi	Aland	NARONA	Hobli	Onion	IRR		10	9112.00				
43	Kalaburgi	Aland	NIMBARGA	Hobli	Onion	IRR		10	8092.00				

Government of Karnataka
Directorate of Economics and Statistics

Hobli Level Average Yield data for Kharif season 2018-19

S.N	District	Taluk	Insurance Unit (hobli/ GP)	GP/HOBLI	Crop	IRR_R F	Area Sown Ha	No_CCE_C onducted	Average Yield(Kg/Ha)	Name_Of_Higher_Level	No_cce Conducted_Higher	Higher average Yield(Kg/Ha)	Neighbouring Yield
44	Kalaburgi	Aland	ALANDA	Hobli	Pearl Millet (Bajra/Bulrush Millet/Spiked Millet)	RF		10	2720.08				
45	Kalaburgi	Aland	KHAJURI	Hobli	Pearl Millet (Bajra/Bulrush Millet/Spiked Millet)	RF		10	1496.39				
46	Kalaburgi	Aland	MADANAHIPPARA GA	Hobli	Pearl Millet (Bajra/Bulrush Millet/Spiked Millet)	RF		10	1154.36				
47	Kalaburgi	Aland	NARONA	Hobli	Pearl Millet (Bajra/Bulrush Millet/Spiked Millet)	RF		10	891.36				
48	Kalaburgi	Aland	NIMBARGA	Hobli	Pearl Millet (Bajra/Bulrush Millet/Spiked Millet)	RF		10	2206.19				
49	Kalaburgi	Aland	ALANDA	Hobli	Sesame (Gingelly/Til)/Sesamum	RF		10	1368.69				
50	Kalaburgi	Aland	KHAJURI	Hobli	Sesame (Gingelly/Til)/Sesamum	RF		10	1483.03				
51	Kalaburgi	Aland	MADANAHIPPARA GA	Hobli	Sesame (Gingelly/Til)/Sesamum	RF		10	1376.13				
52	Kalaburgi	Aland	NARONA	Hobli	Sesame (Gingelly/Til)/Sesamum	RF		10	1156.66				
53	Kalaburgi	Aland	NIMBARGA	Hobli	Sesame (Gingelly/Til)/Sesamum	RF				Taluk Level	48	1401.52	
54	Kalaburgi	Aland	MADANAHIPPARA GA	Hobli	Sorghum (Jowar/Great Millet)	RF				Taluk Level	4	2461.99	
55	Kalaburgi	Aland	NARONA	Hobli	Sorghum (Jowar/Great Millet)	RF				Taluk Level	4	2461.99	
56	Kalaburgi	Aland	ALANDA	Hobli	Soybean (bhat)	RF		10	1246.50				
57	Kalaburgi	Aland	KHAJURI	Hobli	Soybean (bhat)	RF		10	1389.27				

91

Government of Karnataka
Directorate of Economics and Statistics

Hobli Level Average Yield data for Kharif season 2018-19

S.N	District	Taluk	Insurance Unit (hobli/ GP)	GP/HOBLI	Crop	IRR_R F	Area_Sown_Ha	No_CCE_C onducted	Average Yield(Kg/Ha)	Name_Of_Higher_Level	No_cce Conducted_Higher	Higher average Yield(Kg/Ha)	Neighbouring Yield
58	Kalaburgi	Aland	MADANAHIPPARGA	Hobli	Soybean (bhat)	RF		10	1034.18				
59	Kalaburgi	Aland	NARONA	Hobli	Soybean (bhat)	RF		10	1356.21				
60	Kalaburgi	Aland	NIMBARGA	Hobli	Soybean (bhat)	RF				Taluk Level	48	1244.32	
61	Kalaburgi	Aland	ALANDA	Hobli	SUNFLOWER	IRR		10	1299.69				
62	Kalaburgi	Aland	KHAJURI	Hobli	SUNFLOWER	IRR				Taluk Level	12	1349.63	
63	Kalaburgi	Aland	NARONA	Hobli	SUNFLOWER	IRR				Taluk Level	12	1349.63	
64	Kalaburgi	Aland	ALANDA	Hobli	SUNFLOWER	RF				Taluk Level	34	994.88	
65	Kalaburgi	Aland	KHAJURI	Hobli	SUNFLOWER	RF				Taluk Level	34	994.88	
66	Kalaburgi	Aland	MADANAHIPPARGA	Hobli	SUNFLOWER	RF		10	797.90				
67	Kalaburgi	Aland	NARONA	Hobli	SUNFLOWER	RF				Taluk Level	34	994.88	
68	Kalaburgi	Aland	NIMBARGA	Hobli	SUNFLOWER	RF		10	1125.29				
69	Kalaburgi	Chincholi	AINAPURA	Hobli	Black Gram (urd bean)	RF		10	416.92				
70	Kalaburgi	Chincholi	CHINCHOLI	Hobli	Black Gram (urd bean)	RF		10	526.82				

**Government of Karnataka
Directorate of Economics and Statistics**

Hobli Level Average Yield data for Kharif season 2018-19

S.N	District	Taluk	Insurance Unit (hobli/ GP)	GP/HOBLI	Crop	IRR_R F	Area_Sown_Ha	No_CCE_C onducted	Average Yield(Kg/Ha)	Name_Of Higher_Level	No_cce Conducted_Higher	Higher average Yield(Kg/Ha)	Neighbouring Yield
71	Kalaburgi	Chincholi	KODLI	Hobli	Black Gram (urd bean)	RF		10	1029.36				
72	Kalaburgi	Chincholi	SULEPETA	Hobli	Black Gram (urd bean)	RF		10	1046.70				
73	Kalaburgi	Chincholi	AINAPURA	Hobli	COTTON	IRR				Taluk Level	2	630.51	
74	Kalaburgi	Chincholi	CHINCHOLI	Hobli	COTTON	IRR				Taluk Level	2	630.51	
75	Kalaburgi	Chincholi	KODLI	Hobli	COTTON	IRR				Taluk Level	2	630.51	
76	Kalaburgi	Chincholi	SULEPETA	Hobli	COTTON	IRR				Taluk Level	2	630.51	
77	Kalaburgi	Chincholi	AINAPURA	Hobli	Green Gram (Moong Bean/ Moong)	RF		10	937.82				
78	Kalaburgi	Chincholi	CHINCHOLI	Hobli	Green Gram (Moong Bean/ Moong)	RF		10	910.39				
79	Kalaburgi	Chincholi	KODLI	Hobli	Green Gram (Moong Bean/ Moong)	RF		10	1003.22				
80	Kalaburgi	Chincholi	SULEPETA	Hobli	Green Gram (Moong Bean/ Moong)	RF		10	887.60				
81	Kalaburgi	Chincholi	AINAPURA	Hobli	Pearl Millet (Bajra/Bulrush Millet/Spiked Millet)	RF				Taluk Level	2	1026.17	
82	Kalaburgi	Chincholi	KODLI	Hobli	Pearl Millet (Bajra/Bulrush Millet/Spiked Millet)	RF				Taluk Level	2	1026.17	
83	Kalaburgi	Chincholi	AINAPURA	Hobli	Sesame (Gingelly/Til)/Sesamum	RF		10	1305.45				
84	Kalaburgi	Chincholi	CHINCHOLI	Hobli	Sesame (Gingelly/Til)/Sesamum	RF				Taluk Level	18	1925.23	

9/

**Government of Karnataka
Directorate of Economics and Statistics**

Hobli Level Average Yield data for Kharif season 2018-19

S.N	District	Taluk	Insurance Unit (hobli/ GP)	GP/HOBLI	Crop	IRR_R F	Area_Sown_Ha	No_CCE_C onducted	Average Yield(Kg/Ha)	Name_Of Higher_Le vel	No_cce Conducted_Higher	Higher average Yield(Kg/Ha)	Neighbouring Yield
85	Kalaburgi	Chincholi	KODLI	Hobli	Sesame (Gingelly/Til)/Sesamum	RF				Taluk Level	18	1925.23	
86	Kalaburgi	Chincholi	SULEPETA	Hobli	Sesame (Gingelly/Til)/Sesamum	RF				Taluk Level	18	1925.23	
87	Kalaburgi	Chincholi	CHINCHOLI	Hobli	Sorghum (Jowar/Great Millet)	IRR				State Level	522	2649.31	
88	Kalaburgi	Chincholi	AINAPURA	Hobli	Sorghum (Jowar/Great Millet)	RF		10	2183.34				
89	Kalaburgi	Chincholi	CHINCHOLI	Hobli	Sorghum (Jowar/Great Millet)	RF				Taluk Level	18	1969.99	
90	Kalaburgi	Chincholi	KODLI	Hobli	Sorghum (Jowar/Great Millet)	RF				Taluk Level	18	1969.99	
91	Kalaburgi	Chincholi	SULEPETA	Hobli	Sorghum (Jowar/Great Millet)	RF				Taluk Level	18	1969.99	
92	Kalaburgi	Chincholi	AINAPURA	Hobli	Soybean (bhat)	RF		10	1264.55				
93	Kalaburgi	Chincholi	CHINCHOLI	Hobli	Soybean (bhat)	RF		10	1499.36				
94	Kalaburgi	Chincholi	KODLI	Hobli	Soybean (bhat)	RF				Taluk Level	30	1348.51	
95	Kalaburgi	Chincholi	SULEPETA	Hobli	Soybean (bhat)	RF				Taluk Level	30	1348.51	
96	Kalaburgi	Chincholi	AINAPURA	Hobli	SUNFLOWER	RF				District Level	166	1031.16	
97	Kalaburgi	Chincholi	CHINCHOLI	Hobli	Turmeric	NS				Taluk Level	9	2982.22	
98	Kalaburgi	Chittapur	CHITTAPURA	Hobli	Black Gram (urd bean)	RF		10	351.76				
99	Kalaburgi	Chittapur	NALAVARA	Hobli	Black Gram (urd bean)	RF		10	375.25				

8

Government of Karnataka

Directorate of Economics and Statistics

Hobli Level Average Yield data for Kharif season 2018-19

S.N	District	Taluk	Insurance Unit (hobli/ GP)	GP/HOBLI	Crop	IRR_R F	Area_Sown_Ha	No_CCE_C onducted	Average Yield(Kg/Ha)	Name_Of_Higher_Level	No_cce Conducted_Higher	Higher average Yield(Kg/Ha)	Neighbouring Yield
100	Kalaburgi	Chittapur	SHAHABADA	Hobli	Black Gram (urd bean)	RF		10	285.61				
101	Kalaburgi	Chittapur	CHITTAPURA	Hobli	COTTON	RF		10	697.89				
102	Kalaburgi	Chittapur	NALAVARA	Hobli	COTTON	RF				Taluk Level	29	700.33	
103	Kalaburgi	Chittapur	SHAHABADA	Hobli	COTTON	RF		10	834.00				
104	Kalaburgi	Chittapur	CHITTAPURA	Hobli	Green Gram (Moong Bean/ Moong)	RF		10	514.57				
105	Kalaburgi	Chittapur	NALAVARA	Hobli	Green Gram (Moong Bean/ Moong)	RF		10	537.66				
106	Kalaburgi	Chittapur	SHAHABADA	Hobli	Green Gram (Moong Bean/ Moong)	RF		10	434.79				
107	Kalaburgi	Chittapur	NALAVARA	Hobli	GROUNDNUT	IRR				State Level	1114	1166.93	
108	Kalaburgi	Chittapur	CHITTAPURA	Hobli	Pearl Millet (Bajra/Bulrush Millet/Spiked Millet)	RF				Taluk Level	4	3203.09	
109	Kalaburgi	Chittapur	NALAVARA	Hobli	Pearl Millet (Bajra/Bulrush Millet/Spiked Millet)	RF				Taluk Level	4	3203.09	
110	Kalaburgi	Chittapur	SHAHABADA	Hobli	Pearl Millet (Bajra/Bulrush Millet/Spiked Millet)	RF				Taluk Level	4	3203.09	
111	Kalaburgi	Chittapur	NALAVARA	Hobli	Sesame (Gingelly/Til)/Sesamum	RF				Taluk Level	4	1415.47	
112	Kalaburgi	Chittapur	SHAHABADA	Hobli	Sesame (Gingelly/Til)/Sesamum	RF				Taluk Level	4	1415.47	

Government of Karnataka
Directorate of Economics and Statistics

Hobli Level Average Yield data for Kharif season 2018-19

S.N	District	Taluk	Insurance Unit (hobli/ GP)	GP/HOBLI	Crop	IRR_R F	Area_Sown_Ha	No_CCE_C onducted	Average Yield(Kg/Ha)	Name_Of_Higher_Level	No_cce Conducted_Higher	Higher average Yield(Kg/Ha)	Neighbouring Yield
113	Kalaburgi	Chittapur	CHITTAPURA	Hobli	SUNFLOWER	RF				District Level	166	1031.16	
114	Kalaburgi	Chittapur	NALAVARA	Hobli	SUNFLOWER	RF				District Level	166	1031.16	
115	Kalaburgi	Chittapur	SHAHABADA	Hobli	SUNFLOWER	RF				District Level	166	1031.16	
116	Kalaburgi	Jevargi	NELOGI	Hobli	COTTON	IRR		10	903.72				
117	Kalaburgi	Jevargi	ANDOLA	Hobli	COTTON	RF				Taluk Level	27	439.06	
118	Kalaburgi	Jevargi	JEVARGI	Hobli	COTTON	RF				Taluk Level	27	439.06	
119	Kalaburgi	Jevargi	NFI OGI	Hobli	COTTON	RF		10	522.42				
120	Kalaburgi	Jevargi	ANDOLA	Hobli	Green Gram (Moong Bean/ Moong)	RF		10	286.60				
121	Kalaburgi	Jevargi	JEVARGI	Hobli	Green Gram (Moong Bean/ Moong)	RF		10	420.24				
122	Kalaburgi	Jevargi	NELOGI	Hobli	Green Gram (Moong Bean/ Moong)	RF		10	446.51				
123	Kalaburgi	Jevargi	ANDOLA	Hobli	Pearl Millet (Bajra/Bulrush Millet/Spiked Millet)	RF				Taluk Level	10	681.06	
124	Kalaburgi	Jevargi	JEVARGI	Hobli	Pearl Millet (Bajra/Bulrush Millet/Spiked Millet)	RF				Taluk Level	10	681.06	
125	Kalaburgi	Jevargi	NELOGI	Hobli	Pearl Millet (Bajra/Bulrush Millet/Spiked Millet)	RF				Taluk Level	10	681.06	
126	Kalaburgi	Jevargi	ANDOLA	Hobli	Sesame (Gingelly/Til)/Sesamum	RF				Taluk Level	15	1057.61	

Government of Karnataka

Directorate of Economics and Statistics

Hobli Level Average Yield data for Kharif season 2018-19

S.N	District	Taluk	Insurance Unit (hobli/ GP)	GP/HOBLI	Crop	IRR_R F	Area_Sown_Ha	No_CCE_C onducted	Average Yield(Kg/Ha)	Name_Of_Higher_Le vel	No_cce Conducted_Higher	Higher average Yield(Kg/Ha)	Neighbouring Yield
127	Kalaburgi	Jevargi	JEVARGI	Hobli	Sesame (Gingelly/Til)/Sesamum	RF		10	1075.18				
128	Kalaburgi	Jevargi	NELOGI	Hobli	Sesame (Gingelly/Til)/Sesamum	RF				Taluk Level	15	1057.61	
129	Kalaburgi	Jevargi	JEVARGI(H)	Hobli	Sugarcane(Irrigated)	IRR			107510.80				
130	Kalaburgi	Jevargi	NELOGI(H)	Hobli	Sugarcane(Irrigated)	IRR			85562.00				
131	Kalaburgi	Jevargi	JEVARGI	Hobli	SUNFLOWER	IRR				Taluk Level	10	1057.43	
132	Kalaburgi	Jevargi	NELOGI	Hobli	SUNFLOWER	IRR		10	1057.43				
133	Kalaburgi	Jevargi	ANDOLA	Hobli	SUNFLOWER	RF				Taluk Level	8	1175.47	
134	Kalaburgi	Jevargi	JEVARGI	Hobli	SUNFLOWER	RF				Taluk Level	8	1175.47	
135	Kalaburgi	Jevargi	NELOGI	Hobli	SUNFLOWER	RF				Taluk Level	8	1175.47	
136	Kalaburgi	Kalaburgi	AVARADA B	Hobli	Black Gram (urd bean)	RF		10	577.13				
137	Kalaburgi	Kalaburgi	FARAHATABADA	Hobli	Black Gram (urd bean)	RF		10	379.17				
138	Kalaburgi	Kalaburgi	GULABARGA	Hobli	Black Gram (urd bean)	RF				Taluk Level	37	459.75	
139	Kalaburgi	Kalaburgi	PATTANA	Hobli	Black Gram (urd bean)	RF		10	481.19				
140	Kalaburgi	Kalaburgi	FARAHATABADA	Hobli	COTTON	RF		10	145.32				

**Government of Karnataka
Directorate of Economics and Statistics**

Hobli Level Average Yield data for Kharif season 2018-19

S.N	District	Taluk	Insurance Unit (hobli/ GP)	GP/HOBLI	Crop	IRR_R F	Area Sown Ha	No_CCE_C onducted	Average Yield(Kg/Ha)	Name_Of_Higher_Le vel	No_cce Conducted_Higher	Higher average Yield(Kg/Ha)	Neighbouring Yield
141	Kalaburgi	Kalaburgi	AVARADA B	Hobli	Green Gram (Moong Bean/ Moong)	RF		10	630.91				
142	Kalaburgi	Kalaburgi	FARAHATABADA	Hobli	Green Gram (Moong Bean/ Moong)	RF		10	450.68				
143	Kalaburgi	Kalaburgi	GULABARGA	Hobli	Green Gram (Moong Bean/ Moong)	RF		10	580.92				
144	Kalaburgi	Kalaburgi	PATTANA	Hobli	Green Gram (Moong Bean/ Moong)	RF		10	745.35				
145	Kalaburgi	Kalaburgi	AVARADA B	Hobli	Pearl Millet (Bajra/Bulrush Millet/Spiked Millet)	RF		10	2264.81				
146	Kalaburgi	Kalaburgi	FARAHATABADA	Hobli	Pearl Millet (Bajra/Bulrush Millet/Spiked Millet)	RF				Taluk Level	26	1977.28	
147	Kalaburgi	Kalaburgi	GULABARGA	Hobli	Pearl Millet (Bajra/Bulrush Millet/Spiked Millet)	RF				Taluk Level	26	1977.28	
148	Kalaburgi	Kalaburgi	PATTANA	Hobli	Pearl Millet (Bajra/Bulrush Millet/Spiked Millet)	RF				Taluk Level	26	1977.28	
149	Kalaburgi	Kalaburgi	AVARADA B	Hobli	Sesame (Gingelly/Til)/Sesamum	RF		10	977.73				
150	Kalaburgi	Kalaburgi	FARAHATABADA	Hobli	Sesame (Gingelly/Til)/Sesamum	RF				Taluk Level	31	1171.30	
151	Kalaburgi	Kalaburgi	GULABARGA	Hobli	Sesame (Gingelly/Til)/Sesamum	RF				Taluk Level	31	1171.30	
152	Kalaburgi	Kalaburgi	PATTANA	Hobli	Sesame (Gingelly/Til)/Sesamum	RF		10	1202.04				
153	Kalaburgi	Kalaburgi	AVARADA B	Hobli	Soybean (bhat)	RF		10	2298.16				
154	Kalaburgi	Kalaburgi	GULABARGA	Hobli	Soybean (bhat)	RF				Taluk Level	10	2298.16	

Government of Karnataka

Directorate of Economics and Statistics

Hobli Level Average Yield data for Kharif season 2018-19

S.N	District	Taluk	Insurance Unit (hobli/ GP)	GP/HOBLI	Crop	IRR_R F	Area_Sown_Ha	No_CCE_C onducted	Average Yield(Kg/Ha)	Name_Of_Higher_Le vel	No_cce Conducted_Higher	Higher average Yield(Kg/Ha)	Neighbouring Yield
155	Kalaburgi	Kalaburgi	AVARADA B	Hobli	SUNFLOWER	RF				Taluk Level	30	1136.20	
156	Kalaburgi	Kalaburgi	FARAHATABADA	Hobli	SUNFLOWER	RF		10	1071.28				
157	Kalaburgi	Kalaburgi	GULABARGA	Hobli	SUNFLOWER	RF				Taluk Level	30	1136.20	
158	Kalaburgi	Kalaburgi	PATTANA	Hobli	SUNFLOWER	RF		10	1090.84				
159	Kalaburgi	Kalaburgi North	KAMALAPURA	Hobli	Black Gram (urd bean)	RF		10	517.23				
160	Kalaburgi	Kalaburgi North	MAHAGANVA	Hobli	Black Gram (urd bean)	RF		10	527.89				
161	Kalaburgi	Kalaburgi North	KAMALAPURA	Hobli	Green Gram (Moong Bean/ Moong)	RF		10	781.12				
162	Kalaburgi	Kalaburgi North	MAHAGANVA	Hobli	Green Gram (Moong Bean/ Moong)	RF		10	529.14				
163	Kalaburgi	Kalaburgi North	KAMALAPURA	Hobli	Pearl Millet (Bajra/Bulrush Millet/Spiked Millet)	RF		10	3241.91				
164	Kalaburgi	Kalaburgi North	MAHAGANVA	Hobli	Pearl Millet (Bajra/Bulrush Millet/Spiked Millet)	RF		10	3287.21				
165	Kalaburgi	Kalaburgi North	KAMALAPURA	Hobli	Sesame (Gingelly/Til)/Sesamum	RF		10	930.73				
166	Kalaburgi	Kalaburgi North	MAHAGANVA	Hobli	Sesame (Gingelly/Til)/Sesamum	RF		10	695.02				
167	Kalaburgi	Kalaburgi North	KAMALAPURA	Hobli	Sorghum (Jowar/Great Millet)	RF		10	2091.24				
168	Kalaburgi	Kalaburgi North	MAHAGANVA	Hobli	Sorghum (Jowar/Great Millet)	RF				Taluk Level	10	2091.24	
169	Kalaburgi	Kalaburgi North	KAMALAPURA	Hobli	Soybean (bhat)	RF		10	2071.84				
170	Kalaburgi	Kalaburgi North	MAHAGANVA	Hobli	Soybean (bhat)	RF		10	996.96				

91

**Government of Karnataka
Directorate of Economics and Statistics**

Hobli Level Average Yield data for Kharif season 2018-19

S.N	District	Taluk	Insurance Unit (hobli/ GP)	GP/HOBLI	Crop	IRR_R F	Area_Sown_Ha	No_CCE_C onducted	Average Yield(Kg/Ha)	Name_Of Higher_Level	No_cce Conducted_Higher	Higher average Yield(Kg/Ha)	Neighbouring Yield
171	Kalaburgi	Kalaburgi North	KAMALAPURA	Hobli	SUNFLOWER	RF		10	1555.55				
172	Kalaburgi	Kalaburgi North	MAHAGANVA	Hobli	SUNFLOWER	RF		10	1418.19				
173	Kalaburgi	Kalagi	GUNDAGURTI	Hobli	Black Gram (urd bean)	RF		10	340.37				
174	Kalaburgi	Kalagi	KALAGI	Hobli	Black Gram (urd bean)	RF		10	427.90				
175	Kalaburgi	Kalagi	GUNDAGURTI	Hobli	COTTON	RF		10	389.78				
176	Kalaburgi	Kalagi	GUNDAGURTI	Hobli	Green Gram (Moong Bean/ Moong)	RF		10	559.29				
177	Kalaburgi	Kalagi	KALAGI	Hobli	Green Gram (Moong Bean/ Moong)	RF		10	639.41				
178	Kalaburgi	Kalagi	GUNDAGURTI	Hobli	Pearl Millet (Bajra/Bulrush Millet/Spiked Millet)	RF		10	1307.90				
179	Kalaburgi	Kalagi	KALAGI	Hobli	Pearl Millet (Bajra/Bulrush Millet/Spiked Millet)	RF		10	935.04				
180	Kalaburgi	Kalagi	GUNDAGURTI	Hobli	Sesame (Gingelly/Til)/Sesamum	RF				Taluk Level	12	1260.29	
181	Kalaburgi	Kalagi	KALAGI	Hobli	Sesame (Gingelly/Til)/Sesamum	RF		10	1300.83				
182	Kalaburgi	Kalagi	GUNDAGURTI	Hobli	Sorghum (Jowar/Great Millet)	RF				District Level	34	2100.77	
183	Kalaburgi	Kalagi	GUNDAGURTI	Hobli	SUNFLOWER	RF		10	1130.56				
184	Kalaburgi	Kalagi	KALAGI	Hobli	SUNFLOWER	RF		10	980.68				
185	Kalaburgi	Sedam	ADAKI	Hobli	Black Gram (urd bean)	RF		10	616.83				
186	Kalaburgi	Sedam	KODLA	Hobli	Black Gram (urd bean)	RF		10	571.04				

Government of Karnataka

Directorate of Economics and Statistics

Hobli Level Average Yield data for Kharif season 2018-19

S.N	District	Taluk	Insurance Unit (hobli/ GP)	GP/HOBLI	Crop	IRR_R F	Area_Sown_Ha	No_CCE_C onducted	Average Yield(Kg/Ha)	Name_Of_Higher_Level	No_cce Conducted_Higher	Higher average Yield(Kg/Ha)	Neighbouring Yield
187	Kalaburgi	Sedam	MUDOLA	Hobli	Black Gram (urd bean)	RF		10	690.68				
188	Kalaburgi	Sedam	SEDAM	Hobli	Black Gram (urd bean)	RF		10	482.53				
189	Kalaburgi	Sedam	ADAKI	Hobli	COTTON	RF		10	546.10				
190	Kalaburgi	Sedam	KODLA	Hobli	COTTON	RF				Taluk Level	29	555.62	
191	Kalaburgi	Sedam	MUDOLA	Hobli	COTTON	RF		10	554.78				
192	Kalaburgi	Sedam	ADAKI	Hobli	Green Gram (Moong Bean/ Moong)	RF		10	531.81				
193	Kalaburgi	Sedam	KODLA	Hobli	Green Gram (Moong Bean/ Moong)	RF		10	573.31				
194	Kalaburgi	Sedam	MUDOLA	Hobli	Green Gram (Moong Bean/ Moong)	RF		10	544.61				
195	Kalaburgi	Sedam	SEDAM	Hobli	Green Gram (Moong Bean/ Moong)	RF		10	829.14				
196	Kalaburgi	Sedam	KODLA	Hobli	Pearl Millet (Bajra/Bulrush Millet/Spiked Millet)	RF				Taluk Level	3	3936.45	
197	Kalaburgi	Sedam	KODLA	Hobli	Sorghum (Jowar/Great Millet)	RF				Taluk Level	2	2603.06	
198	Kalaburgi	Sedam	MUDOLA	Hobli	Sorghum (Jowar/Great Millet)	RF				Taluk Level	2	2603.06	
199	Kalaburgi	Sedam	KODLA	Hobli	SUNFLOWER	IRR				District Level	52	1110.96	
200	Kalaburgi	Sedam	KODLA	Hobli	SUNFLOWER	RF				Taluk Level	4	914.74	
201	Kalaburgi	Sedam	MUDOLA	Hobli	SUNFLOWER	RF				Taluk Level	4	914.74	
202	Kalaburgi	Yedrami	YADRAMI	Hobli	COTTON	IRR				Taluk Level	9	999.69	

**Government of Karnataka
Directorate of Economics and Statistics**

Hobli Level Average Yield data for Kharif season 2018-19

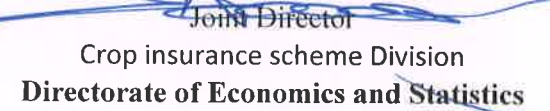
S.N	District	Taluk	Insurance Unit (hobli/ GP)	GP/HOBLI	Crop	IRR_R F	Area Sown_Ha	No_CCE_C onducted	Average Yield(Kg/Ha)	Name_Of_Higher_Le vel	No_cce Conducted_Higher	Higher average Yield(Kg/Ha)	Neighbouring Yield
203	Kalaburgi	Yedrami	IJERI	Hobli	COTTON	RF				Taluk Level	17	464.29	
204	Kalaburgi	Yedrami	YADRAMI	Hobli	COTTON	RF		10	579.80				
205	Kalaburgi	Yedrami	IJERI	Hobli	Green Gram (Moong Bean/ Moong)	RF		10	457.32				
206	Kalaburgi	Yedrami	YADRAMI	Hobli	Green Gram (Moong Bean/ Moong)	RF		10	451.14				
207	Kalaburgi	Yedrami	IJERI	Hobli	Pearl Millet (Bajra/Bulrush Millet/Spiked Millet)	RF				Taluk Level	18	2042.23	
208	Kalaburgi	Yedrami	YADRAMI	Hobli	Pearl Millet (Bajra/Bulrush Millet/Spiked Millet)	RF		10	2288.59				
209	Kalaburgi	Yedrami	IJERI	Hobli	Sesame (Gingelly/Til)/Sesamum	RF				Taluk Level	10	714.45	
210	Kalaburgi	Yedrami	YADRAMI	Hobli	Sesame (Gingelly/Til)/Sesamum	RF				Taluk Level	10	714.45	
211	Kalaburgi	Yedrami	YADRAMI(H)	Hobli	Sugarcane(Irrigated)	IRR			154832.00				
212	Kalaburgi	Yedrami	YADRAMI	Hobli	SUNFLOWER	IRR				Taluk Level	6	1125.52	
213	Kalaburgi	Yedrami	IJERI	Hobli	SUNFLOWER	RF		10	532.12				
214	Kalaburgi	Yedrami	YADRAMI	Hobli	SUNFLOWER	RF		10	718.40				


Joint Director

Crop insurance scheme Division
Directorate of Economics and Statistics

Government of Karnataka
 Directorate of Economics and Statistics
 Hobli Level Average Yield data for Kharif season 2018-19

S.N	District	Taluk	Insurance Unit (hobli/ GP)	GP/HOBLI	Crop	IRR_R F	Area_Sown_Ha	No_CCE_C onducted	Average Yield(Kg/Ha)	Name_Of_Higher_Level	No_cce Conducted_Higher	Higher average Yield(Kg/Ha)	Neighbouring Yield
1	Kodagu	Somawarpet	KODLIPETE	Hobli	Maize (Makka)	RF				Taluk Level	30	3307.62	
2	Kodagu	Somawarpet	KUSHALANAGARA	Hobli	Maize (Makka)	RF		10	2823.75				
3	Kodagu	Somawarpet	SHANIVARASANTE	Hobli	Maize (Makka)	RF		10	3995.80				
4	Kodagu	Somawarpet	SOMAVARAPETE	Hobli	Maize (Makka)	RF		10	3103.31				
5	Kodagu	Somawarpet	KUSHALANAGARA	Hobli	PADDY	IRR		10	4885.54				
6	Kodagu	Somawarpet	SOMAVARAPETE	Hobli	PADDY	IRR		10	4418.00				
7	Kodagu	Virajpet	PONNAMPETE	Hobli	PADDY	IRR		10	4557.04				


 Joint Director
 Crop insurance scheme Division
 Directorate of Economics and Statistics

Government of Karnataka
Directorate of Economics and Statistics
Hobli Level Average Yield data for Kharif season 2018-19

S.N	District	Taluk	Insurance Unit (hobli/ GP)	GP/HOBLI	Crop	IRR_R F	Area Sown Ha	No_CCE_C onducted	Average Yield(Kg/Ha)	Name_Of_Higher_Level	No_cce Conducted Higher	Higher average Yield(Kg/Ha)	Neighbouring Yield
1	Kolar	Bangarpet	BETAMANGALA	Hobli	GROUNDNUT	RF				Taluk Level	31	478.62	
2	Kolar	Bangarpet	BUDIKOTE	Hobli	GROUNDNUT	RF				Taluk Level	31	478.62	
3	Kolar	Bangarpet	KAMASAMUDRA	Hobli	GROUNDNUT	RF				Taluk Level	31	478.62	
4	Kolar	Bangarpet	KASABA	Hobli	GROUNDNUT	RF				Taluk Level	31	478.62	
5	Kolar	Bangarpet	KYASAMBALLI	Hobli	GROUNDNUT	RF		10	443.61				
6	Kolar	Bangarpet	BETAMANGALA	Hobli	PADDY	IRR				Taluk Level	30	3366.24	
7	Kolar	Bangarpet	BUDIKOTE	Hobli	PADDY	IRR				Taluk Level	30	3366.24	
8	Kolar	Bangarpet	KAMASAMUDRA	Hobli	PADDY	IRR		10	3871.16				
9	Kolar	Bangarpet	KASABA	Hobli	PADDY	IRR				Taluk Level	30	3366.24	
10	Kolar	Bangarpet	KYASAMBALLI	Hobli	PADDY	IRR				Taluk Level	30	3366.24	
11	Kolar	Bangarpet	BETAMANGALA	Hobli	PADDY	RF						187.51	Y
12	Kolar	Bangarpet	BUDIKOTE	Hobli	PADDY	RF				Taluk Level	4	0.00	
13	Kolar	Bangarpet	KAMASAMUDRA	Hobli	PADDY	RF				Taluk Level	4	0.00	
14	Kolar	Bangarpet	KASABA	Hobli	PADDY	RF				Taluk Level	4	0.00	
15	Kolar	Bangarpet	KYASAMBALLI	Hobli	PADDY	RF				Taluk Level	4	0.00	
16	Kolar	Bangarpet	BETAMANGALA	Hobli	Pigeon pea (red gram/arhar/tur)	RF				Taluk Level	40	628.12	

Government of Karnataka
Directorate of Economics and Statistics

Hobli Level Average Yield data for Kharif season 2018-19

S.N	District	Taluk	Insurance Unit (hobli/ GP)	GP/HOBLI	Crop	IRR_R F	Area Sown Ha	No_CCE_C onducted	Average Yield(Kg/Ha)	Name_Of Higher_Level	No_cce Conducted_Higher	Higher average Yield(Kg/Ha)	Neighbouring Yield
17	Kolar	Bangarpet	BUDIKOTE	Hobli	Pigeon pea (red gram/arhar/tur)	RF				Taluk Level	40	628.12	
18	Kolar	Bangarpet	KAMASAMUDRA	Hobli	Pigeon pea (red gram/arhar/tur)	RF		10	560.80				
19	Kolar	Bangarpet	KASABA	Hobli	Pigeon pea (red gram/arhar/tur)	RF				Taluk Level	40	628.12	
20	Kolar	Bangarpet	KYASAMBALLI	Hobli	Pigeon pea (red gram/arhar/tur)	RF				Taluk Level	40	628.12	
21	Kolar	Bangarpet	BETAMANGALA	Hobli	Tomato	NS		10	15572.84				
22	Kolar	Bangarpet	KAMASAMUDRA	Hobli	Tomato	NS		10	8436.00				
23	Kolar	Bangarpet	KASABA	Hobli	Tomato	NS		10	15201.72				
24	Kolar	Bangarpet	KYASAMBALLI	Hobli	Tomato	NS		10	12540.00				
25	Kolar	K.G.F	RABARTASAN PETE	Hobli	GROUNDNUT	RF		10	641.77				
26	Kolar	K.G.F	RABARTASAN PETE	Hobli	PADDY	IRR				Taluk Level	6	3293.49	
27	Kolar	K.G.F	RABARTASAN PETE	Hobli	PADDY	RF				Taluk Level	2	59.50	
28	Kolar	K.G.F	RABARTASAN PETE	Hobli	Pigeon pea (red gram/arhar/tur)	RF				Taluk Level	8	279.84	
29	Kolar	Kolar	HOLURU	Hobli	GROUNDNUT	RF				Taluk Level	22	800.41	
30	Kolar	Kolar	HUTTURU	Hobli	GROUNDNUT	RF		10	759.42				
31	Kolar	Kolar	SUGATURU	Hobli	GROUNDNUT	RF				Taluk Level	22	800.41	
32	Kolar	Kolar	VEMAGALLU	Hobli	GROUNDNUT	RF				Taluk Level	22	800.41	

**Government of Karnataka
Directorate of Economics and Statistics**

Hobli Level Average Yield data for Kharif season 2018-19

S.N	District	Taluk	Insurance Unit (hobli/ GP)	GP/HOBLI	Crop	IRR_R F	Area Sown_Ha	No_CCE_C onducted	Average Yield(Kg/Ha)	Name_Of_Higher_Level	No_cce Conducted_Higher	Higher average Yield(Kg/Ha)	Neighbouring Yield
33	Kolar	Kolar	HOLURU	Hobli	PADDY	IRR				Taluk Level	10	5121.29	
34	Kolar	Kolar	KASABA	Hobli	PADDY	IRR				Taluk Level	10	5121.29	
35	Kolar	Kolar	NARASAPURA	Hobli	PADDY	IRR				Taluk Level	10	5121.29	
36	Kolar	Kolar	SUGATURU	Hobli	PADDY	IRR				Taluk Level	10	5121.29	
37	Kolar	Kolar	VAKKALERI	Hobli	PADDY	IRR				Taluk Level	10	5121.29	
38	Kolar	Kolar	VEMAGALLU	Hobli	PADDY	IRR				Taluk Level	10	5121.29	
39	Kolar	Kolar	VEMAGALLU	Hobli	PADDY	RF				District Level	18	261.29	
40	Kolar	Kolar	HOLURU	Hobli	Pigeon pea (red gram/arhar/tur)	RF				Taluk Level	48	663.40	
41	Kolar	Kolar	KASABA	Hobli	Pigeon pea (red gram/arhar/tur)	RF		10	391.41				
42	Kolar	Kolar	NARASAPURA	Hobli	Pigeon pea (red gram/arhar/tur)	RF				Taluk Level	48	663.40	
43	Kolar	Kolar	SUGATURU	Hobli	Pigeon pea (red gram/arhar/tur)	RF		10	470.70				
44	Kolar	Kolar	VAKKALERI	Hobli	Pigeon pea (red gram/arhar/tur)	RF				Taluk Level	48	663.40	
45	Kolar	Kolar	VEMAGALLU	Hobli	Pigeon pea (red gram/arhar/tur)	RF				Taluk Level	48	663.40	
46	Kolar	Kolar	HUTTURU	Hobli	RAGI	IRR				Taluk Level	22	3402.59	
47	Kolar	Kolar	KASABA	Hobli	RAGI	IRR				Taluk Level	22	3402.59	
48	Kolar	Kolar	VEMAGALLU	Hobli	RAGI	IRR				Taluk Level	22	3402.59	

**Government of Karnataka
Directorate of Economics and Statistics**

Hobli Level Average Yield data for Kharif season 2018-19

S.N	District	Taluk	Insurance Unit (hobli/ GP)	GP/HOBLI	Crop	IRR_R F	Area Sown Ha	No_CCE_C onducted	Average Yield(Kg/Ha)	Name_Of Higher_Level	No_cce Conducted_Higher	Higher average Yield(Kg/Ha)	Neighbouring Yield
49	Kolar	Kolar	HOLURU	Hobli	Tomato	NS				Taluk Level	69	20112.55	
50	Kolar	Kolar	HUTTURU	Hobli	Tomato	NS		10	26942.00				
51	Kolar	Kolar	KASABA	Hobli	Tomato	NS		10	18516.00				
52	Kolar	Kolar	NARASAPURA	Hobli	Tomato	NS		10	13334.80				
53	Kolar	Kolar	SUGATURU	Hobli	Tomato	NS		10	31454.00				
54	Kolar	Kolar	VAKKALERI	Hobli	Tomato	NS		10	18412.20				
55	Kolar	Kolar	VEMAGALLU	Hobli	Tomato	NS		10	16840.00				
56	Kolar	Mallur	KASABA	Hobli	GROUNDNUT	RF				Taluk Level	26	825.02	
57	Kolar	Mallur	LAKKURU	Hobli	GROUNDNUT	RF				Taluk Level	26	825.02	
58	Kolar	Mallur	MASTI	Hobli	GROUNDNUT	RF		10	913.62				
59	Kolar	Mallur	TEKAL	Hobli	GROUNDNUT	RF				Taluk Level	26	825.02	
60	Kolar	Mallur	LAKKURU	Hobli	PADDY	RF				Taluk Level	2	844.61	
61	Kolar	Mallur	MASTI	Hobli	PADDY	RF				Taluk Level	2	844.61	
62	Kolar	Mallur	KASABA	Hobli	Pigeon pea (red gram/arhar/tur)	RF				Taluk Level	22	617.51	
63	Kolar	Mallur	LAKKURU	Hobli	Pigeon pea (red gram/arhar/tur)	RF				Taluk Level	22	617.51	
64	Kolar	Mallur	MASTI	Hobli	Pigeon pea (red gram/arhar/tur)	RF		10	411.86				

**Government of Karnataka
Directorate of Economics and Statistics**

Hobli Level Average Yield data for Kharif season 2018-19

S.N	District	Taluk	Insurance Unit (hobli/ GP)	GP/HOBLI	Crop	IRR_R F	Area Sown Ha	No_CCE_C onducted	Average Yield(Kg/Ha)	Name_Of_Higher_Level	No_cce Conducted_Higher	Higher average Yield(Kg/Ha)	Neighbouring Yield
65	Kolar	Mallur	KASABA	Hobli	RAGI	IRR						2438.55	Y
66	Kolar	Mallur	KASABA	Hobli	Tomato	NS		10	9748.00				
67	Kolar	Mallur	LAKKURU	Hobli	Tomato	NS		10	13187.00				
68	Kolar	Mallur	MASTI	Hobli	Tomato	NS		10	12540.00				
69	Kolar	Mallur	TEKAL	Hobli	Tomato	NS		10	10698.80				
70	Kolar	Mulbagal	AVANI	Hobli	Horse Gram (kulthi/kultha)	RF				Taluk Level	12	276.59	
71	Kolar	Mulbagal	BAIRAKURU	Hobli	Horse Gram (kulthi/kultha)	RF						291.06	Y
72	Kolar	Mulbagal	DUGGASANDRA	Hobli	Horse Gram (kulthi/kultha)	RF						314.65	Y
73	Kolar	Mulbagal	KASABA	Hobli	Horse Gram (kulthi/kultha)	RF				Taluk Level	12	276.59	
74	Kolar	Mulbagal	TAYALURU	Hobli	Horse Gram (kulthi/kultha)	RF						276.59	Y
75	Kolar	Mulbagal	AVANI	Hobli	PADDY	IRR				Taluk Level	34	2910.66	
76	Kolar	Mulbagal	BAIRAKURU	Hobli	PADDY	IRR		10	4062.49				
77	Kolar	Mulbagal	DUGGASANDRA	Hobli	PADDY	IRR				Taluk Level	34	2910.66	
78	Kolar	Mulbagal	KASABA	Hobli	PADDY	IRR				Taluk Level	34	2910.66	
79	Kolar	Mulbagal	TAYALURU	Hobli	PADDY	IRR				Taluk Level	34	2910.66	
80	Kolar	Mulbagal	AVANI	Hobli	PADDY	RF				Taluk Level	10	289.51	

**Government of Karnataka
Directorate of Economics and Statistics**

Hobli Level Average Yield data for Kharif season 2018-19

S.N	District	Taluk	Insurance Unit (hobli/ GP)	GP/HOBLI	Crop	IRR_R F	Area_Sown_Ha	No_CCE_C onducted	Average Yield(Kg/Ha)	Name_Of_Higher_Le vel	No_cce Conducted_Higher	Higher average Yield(Kg/Ha)	Neighbouring Yield
81	Kolar	Mulbagal	BAIRAKURU	Hobli	PADDY	RF				Taluk Level	10	289.51	
82	Kolar	Mulbagal	DUGGASANDRA	Hobli	PADDY	RF				Taluk Level	10	289.51	
83	Kolar	Mulbagal	KASABA	Hobli	PADDY	RF				Taluk Level	10	289.51	
84	Kolar	Mulbagal	TAYALURU	Hobli	PADDY	RF				Taluk Level	10	289.51	
85	Kolar	Mulbagal	AVANI	Hobli	Pigeon pea (red gram/arhar/tur)	RF				Taluk Level	44	183.64	
86	Kolar	Mulbagal	BAIRAKURU	Hobli	Pigeon pea (red gram/arhar/tur)	RF		10	151.45				
87	Kolar	Mulbagal	DUGGASANDRA	Hobli	Pigeon pea (red gram/arhar/tur)	RF				Taluk Level	44	183.64	
88	Kolar	Mulbagal	KASABA	Hobli	Pigeon pea (red gram/arhar/tur)	RF		10	218.13				
89	Kolar	Mulbagal	TAYALURU	Hobli	Pigeon pea (red gram/arhar/tur)	RF		10	141.79				
90	Kolar	Mulbagal	AVANI	Hobli	Tomato	NS				Taluk Level	44	10497.94	
91	Kolar	Mulbagal	BAIRAKURU	Hobli	Tomato	NS		10	8388.00				
92	Kolar	Mulbagal	DUGGASANDRA	Hobli	Tomato	NS		10	9696.00				
93	Kolar	Mulbagal	KASABA	Hobli	Tomato	NS		10	17632.92				
94	Kolar	Mulbagal	TAYALURU	Hobli	Tomato	NS		10	7052.00				
95	Kolar	Srinivaspura	NELAVANKI	Hobli	GROUNDNUT	RF		10	528.68				
96	Kolar	Srinivaspura	RAYALPADU	Hobli	GROUNDNUT	RF		10	591.75				

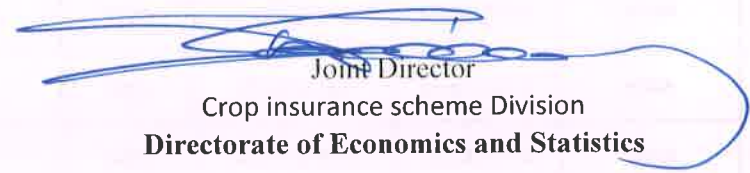
Government of Karnataka
Directorate of Economics and Statistics
Hobli Level Average Yield data for Kharif season 2018-19

S.N	District	Taluk	Insurance Unit (hobli/ GP)	GP/HOBLI	Crop	IRR_R F	Area_Sown_Ha	No_CCE_C onducted	Average Yield(Kg/Ha)	Name_Of_Higher_Level	No_cce Conducted_Higher	Higher average Yield(Kg/Ha)	Neighbouring Yield
97	Kolar	Srinivaspura	RONURU	Hobli	GROUNDNUT	RF				Taluk Level	30	575.76	
98	Kolar	Srinivaspura	YELDURU	Hobli	GROUNDNUT	RF				Taluk Level	30	575.76	
99	Kolar	Srinivaspura	KASABA	Hobli	PADDY	IRR				Taluk Level	26	3470.02	
100	Kolar	Srinivaspura	NELAVANKI	Hobli	PADDY	IRR				Taluk Level	26	3470.02	
101	Kolar	Srinivaspura	RAYALPADU	Hobli	PADDY	IRR				Taluk Level	26	3470.02	
102	Kolar	Srinivaspura	RONURU	Hobli	PADDY	IRR				Taluk Level	26	3470.02	
103	Kolar	Srinivaspura	YELDURU	Hobli	PADDY	IRR				Taluk Level	26	3470.02	
104	Kolar	Srinivaspura	RAYALPADU	Hobli	PADDY	RF				District Level	18	261.29	
105	Kolar	Srinivaspura	KASABA	Hobli	Pigeon pea (red gram/arhar/tur)	RF				Taluk Level	38	234.52	
106	Kolar	Srinivaspura	NELAVANKI	Hobli	Pigeon pea (red gram/arhar/tur)	RF		10	134.42				
107	Kolar	Srinivaspura	RAYALPADU	Hobli	Pigeon pea (red gram/arhar/tur)	RF		10	345.85				
108	Kolar	Srinivaspura	RONURU	Hobli	Pigeon pea (red gram/arhar/tur)	RF				Taluk Level	38	234.52	
109	Kolar	Srinivaspura	YELDURU	Hobli	Pigeon pea (red gram/arhar/tur)	RF				Taluk Level	38	234.52	
110	Kolar	Srinivaspura	KASABA	Hobli	RAGI	IRR				Taluk Level	38	2076.64	
111	Kolar	Srinivaspura	NELAVANKI	Hobli	RAGI	IRR		10	1838.82				
112	Kolar	Srinivaspura	RAYALPADU	Hobli	RAGI	IRR		10	1822.35				

**Government of Karnataka
Directorate of Economics and Statistics**

Hobli Level Average Yield data for Kharif season 2018-19

S.N	District	Taluk	Insurance Unit (hobli/ GP)	GP/HOBLI	Crop	IRR_R F	Area Sown_Ha	No_CCE_C onducted	Average Yield(Kg/Ha)	Name_Of_Higher_Level	No_cce_Conducted_Higher	Higher average Yield(Kg/Ha)	Neighbouring Yield
113	Kolar	Srinivaspura	RONURU	Hobli	RAGI	IRR				Taluk Level	38	2076.64	
114	Kolar	Srinivaspura	YELDURU	Hobli	RAGI	IRR				Taluk Level	38	2076.64	


 Joint Director
 Crop insurance scheme Division
 Directorate of Economics and Statistics



Government of Karnataka

Directorate of Economics and Statistics

Hobli Level Average Yield data for Kharif season 2018-19

S.N	District	Taluk	Insurance Unit (hobli/ GP)	GP/HOBLI	Crop	IRR_R F	Area_Sown_Ha	No_CCE_C onducted	Average Yield(Kg/Ha)	Name_Of_Higher_Level	No_cce Conducted_Higher	Higher average Yield(Kg/Ha)	Neighbouring Yield
1	Koppal	Gangavathi	NAVALI	Hobli	COTTON	IRR		10	245.73				
2	Koppal	Gangavathi	KANAKAGIRI	Hobli	COTTON	RF				Taluk Level	18	180.12	
3	Koppal	Gangavathi	NAVALI	Hobli	COTTON	RF		10	137.58				
4	Koppal	Gangavathi	KANAKAGIRI	Hobli	Cowpea/Alasande	RF				Taluk Level	6	494.46	
5	Koppal	Gangavathi	VENKATAGIRI	Hobli	Cowpea/Alasande	RF				Taluk Level	6	494.46	
6	Koppal	Gangavathi	HULIHAIIDARA	Hobli	Green Gram (Moong Bean/ Moong)	RF				Taluk Level	16	124.18	
7	Koppal	Gangavathi	KANAKAGIRI	Hobli	Green Gram (Moong Bean/ Moong)	RF				Taluk Level	16	124.18	
8	Koppal	Gangavathi	NAVALI	Hobli	Green Gram (Moong Bean/ Moong)	RF		10	62.73				
9	Koppal	Gangavathi	VENKATAGIRI	Hobli	Green Gram (Moong Bean/ Moong)	RF				Taluk Level	16	124.18	
10	Koppal	Gangavathi	KANAKAGIRI	Hobli	GROUNDNUT	IRR				District Level	76	776.72	
11	Koppal	Gangavathi	HULIHAIIDARA	Hobli	GROUNDNUT	RF						568.57	Y
12	Koppal	Gangavathi	KANAKAGIRI	Hobli	GROUNDNUT	RF						568.57	Y
13	Koppal	Gangavathi	NAVALI	Hobli	GROUNDNUT	RF						229.48	Y
14	Koppal	Gangavathi	VENKATAGIRI	Hobli	GROUNDNUT	RF						568.57	Y
15	Koppal	Gangavathi	HULIHAIIDARA	Hobli	Horse Gram (kulthi/kultha)	RF				District Level	50	407.68	

Government of Karnataka

Directorate of Economics and Statistics

Hobli Level Average Yield data for Kharif season 2018-19

S.N	District	Taluk	Insurance Unit (hobli/ GP)	GP/HOBLI	Crop	IRR_R F	Area_Sown_Ha	No_CCE_C onducted	Average Yield(Kg/Ha)	Name_Of_Higher_Le vel	No_cce Conducted_Higher	Higher average Yield(Kg/Ha)	Neighbouring Yield
16	Koppal	Gangavathi	KANAKAGIRI	Hobli	Horse Gram (kulthi/kultha)	RF				District Level	50	407.68	
17	Koppal	Gangavathi	NAVALI	Hobli	Horse Gram (kulthi/kultha)	RF				District Level	50	407.68	
18	Koppal	Gangavathi	VENKATAGIRI	Hobli	Horse Gram (kulthi/kultha)	RF				District Level	50	407.68	
19	Koppal	Gangavathi	HULIHAIIDARA	Hobli	Maize (Makka)	IRR		10	1862.99				
20	Koppal	Gangavathi	KANAKAGIRI	Hobli	Maize (Makka)	IRR				Taluk Level	28	2122.54	
21	Koppal	Gangavathi	NAVALI	Hobli	Maize (Makka)	IRR				Taluk Level	28	2122.54	
22	Koppal	Gangavathi	SIDDAPURA	Hobli	Maize (Makka)	IRR				Taluk Level	28	2122.54	
23	Koppal	Gangavathi	VENKATAGIRI	Hobli	Maize (Makka)	IRR				Taluk Level	28	2122.54	
24	Koppal	Gangavathi	HULIHAIIDARA	Hobli	Maize (Makka)	RF				Taluk Level	30	1718.65	
25	Koppal	Gangavathi	KANAKAGIRI	Hobli	Maize (Makka)	RF				Taluk Level	30	1718.65	
26	Koppal	Gangavathi	NAVALI	Hobli	Maize (Makka)	RF		10	2260.70				
27	Koppal	Gangavathi	SIDDAPURA	Hobli	Maize (Makka)	RF				Taluk Level	30	1718.65	
28	Koppal	Gangavathi	VENKATAGIRI	Hobli	Maize (Makka)	RF				Taluk Level	30	1718.65	
29	Koppal	Gangavathi	HULIHAIIDARA	Hobli	Navane	RF				Taluk Level	33	391.36	
30	Koppal	Gangavathi	KANAKAGIRI	Hobli	Navane	RF		10	418.52				

91

Government of Karnataka

Directorate of Economics and Statistics

Hobli Level Average Yield data for Kharif season 2018-19

S.N	District	Taluk	Insurance Unit (hobli/ GP)	GP/HOBLI	Crop	IRR_RF	Area_Sown_Ha	No_CCE_Conducted	Average Yield(Kg/Ha)	Name_Of_Higher_Level	No_cce_Conducted_Higher	Higher average Yield(Kg/Ha)	Neighbouring Yield
31	Koppal	Gangavathi	NAVALI	Hobli	Navane	RF				Taluk Level	33	391.36	
32	Koppal	Gangavathi	VENKATAGIRI	Hobli	Navane	RF				Taluk Level	33	391.36	
33	Koppal	Gangavathi	HULIHAIIDARA	Hobli	Onion	IRR				Taluk Level	32	10142.88	
34	Koppal	Gangavathi	KANAKAGIRI	Hobli	Onion	IRR		10	14522.20				
35	Koppal	Gangavathi	NAVALI	Hobli	Onion	IRR		10	10560.00				
36	Koppal	Gangavathi	VENKATAGIRI	Hobli	Onion	IRR				Taluk Level	32	10142.88	
37	Koppal	Gangavathi	HULIHAIIDARA	Hobli	Onion	RF				Taluk Level	2	8400.00	
38	Koppal	Gangavathi	KANAKAGIRI	Hobli	Onion	RF				Taluk Level	2	8400.00	
39	Koppal	Gangavathi	HULIHAIIDARA	Hobli	Pearl Millet (Bajra/Bulrush Millet/Spiked Millet)	IRR				Taluk Level	28	1261.56	
40	Koppal	Gangavathi	KANAKAGIRI	Hobli	Pearl Millet (Bajra/Bulrush Millet/Spiked Millet)	IRR		10	1137.62				
41	Koppal	Gangavathi	NAVALI	Hobli	Pearl Millet (Bajra/Bulrush Millet/Spiked Millet)	IRR		10	934.23				
42	Koppal	Gangavathi	HULIHAIIDARA	Hobli	Pearl Millet (Bajra/Bulrush Millet/Spiked Millet)	RF		10	1777.83				
43	Koppal	Gangavathi	KANAKAGIRI	Hobli	Pearl Millet (Bajra/Bulrush Millet/Spiked Millet)	RF				Taluk Level	35	1157.35	
44	Koppal	Gangavathi	NAVALI	Hobli	Pearl Millet (Bajra/Bulrush Millet/Spiked Millet)	RF		10	1026.44				
45	Koppal	Gangavathi	VENKATAGIRI	Hobli	Pearl Millet (Bajra/Bulrush Millet/Spiked Millet)	RF				Taluk Level	35	1157.35	

Government of Karnataka
Directorate of Economics and Statistics
Hobli Level Average Yield data for Kharif season 2018-19

S.N	District	Taluk	Insurance Unit (hobli/ GP)	GP/HOBLI	Crop	IRR_R F	Area_Sown_Ha	No_CCE_C onducted	Average Yield(Kg/Ha)	Name_Of_Higher_Le vel	No_cce Conducted_Higher	Higher average Yield(Kg/Ha)	Neighbouring Yield
46	Koppal	Gangavathi	HULIHAIIDARA	Hobli	Pigeon pea (red gram/arhar/tur)	RF		10	276.14				
47	Koppal	Gangavathi	KANAKAGIRI	Hobli	Pigeon pea (red gram/arhar/tur)	RF		10	337.49				
48	Koppal	Gangavathi	NAVALI	Hobli	Pigeon pea (red gram/arhar/tur)	RF		10	571.69				
49	Koppal	Gangavathi	VENKATAGIRI	Hobli	Pigeon pea (red gram/arhar/tur)	RF		10	233.34				
50	Koppal	Gangavathi	HULIHAIIDARA	Hobli	Sesame (Gingelly/Til)/Sesamum	RF		10	411.29				
51	Koppal	Gangavathi	KANAKAGIRI	Hobli	Sesame (Gingelly/Til)/Sesamum	RF				Taluk Level	34	246.78	
52	Koppal	Gangavathi	NAVALI	Hobli	Sesame (Gingelly/Til)/Sesamum	RF		10	341.13				
53	Koppal	Gangavathi	VENKATAGIRI	Hobli	Sesame (Gingelly/Til)/Sesamum	RF				Taluk Level	34	246.78	
54	Koppal	Gangavathi	HULIHAIIDARA	Hobli	Sorghum (Jowar/Great Millet)	IRR				Taluk Level	30	2791.15	
55	Koppal	Gangavathi	KANAKAGIRI	Hobli	Sorghum (Jowar/Great Millet)	IRR				Taluk Level	30	2791.15	
56	Koppal	Gangavathi	NAVALI	Hobli	Sorghum (Jowar/Great Millet)	IRR				Taluk Level	30	2791.15	
57	Koppal	Gangavathi	VENKATAGIRI	Hobli	Sorghum (Jowar/Great Millet)	IRR		10	2687.15				
58	Koppal	Gangavathi	HULIHAIIDARA	Hobli	Sorghum (Jowar/Great Millet)	RF						1152.98	Y

Government of Karnataka
Directorate of Economics and Statistics
Hobli Level Average Yield data for Kharif season 2018-19

S.N	District	Taluk	Insurance Unit (hobli/ GP)	GP/HOBLI	Crop	IRR_R F	Area_Sown_Ha	No_CCE_C onducted	Average Yield(Kg/Ha)	Name_Of_Higher_Le vel	No_cce Conducted_Higher	Higher average Yield(Kg/Ha)	Neighbouring Yield
59	Koppal	Gangavathi	KANAKAGIRI	Hobli	Sorghum (Jowar/Great Millet)	RF						1444.03	Y
60	Koppal	Gangavathi	VENKATAGIRI	Hobli	Sorghum (Jowar/Great Millet)	RF						1531.89	Y
61	Koppal	Gangavathi	HULIHAI DARA	Hobli	SUNFLOWER	IRR		10	920.95				
62	Koppal	Gangavathi	KANAKAGIRI	Hobli	SUNFLOWER	IRR				Taluk Level	26	1190.04	
63	Koppal	Gangavathi	NAVALI	Hobli	SUNFLOWER	IRR		10	1386.56				
64	Koppal	Gangavathi	VENKATAGIRI	Hobli	SUNFLOWER	IRR				Taluk Level	26	1190.04	
65	Koppal	Gangavathi	HULIHAI DARA	Hobli	SUNFLOWER	RF				Taluk Level	34	554.93	
66	Koppal	Gangavathi	KANAKAGIRI	Hobli	SUNFLOWER	RF		10	433.62				
67	Koppal	Gangavathi	NAVALI	Hobli	SUNFLOWER	RF				Taluk Level	34	554.93	
68	Koppal	Gangavathi	SIDDAPURA	Hobli	SUNFLOWER	RF				Taluk Level	34	554.93	
69	Koppal	Gangavathi	VENKATAGIRI	Hobli	SUNFLOWER	RF				Taluk Level	34	554.93	

Government of Karnataka
Directorate of Economics and Statistics
Hobli Level Average Yield data for Kharif season 2018-19

S.N	District	Taluk	Insurance Unit (hobli/ GP)	GP/HOBLI	Crop	IRR_R F	Area Sown Ha	No_CCE_C onducted	Average Yield(Kg/Ha)	Name_Of Higher_Level	No_cce Conducted_Higher	Higher average Yield(Kg/Ha)	Neighbouring Yield
70	Koppal	Gangavathi	HULIHAI DARA	Hobli	Tomato	NS		10	11458.00				
71	Koppal	Gangavathi	KANAKAGIRI	Hobli	Tomato	NS		10	15260.00				
72	Koppal	Gangavathi	NAVALI	Hobli	Tomato	NS				Taluk Level	28	14537.86	
73	Koppal	Karatagi	KARATAGI	Hobli	Maize (Makka)	IRR				District Level	138	2327.95	
74	Koppal	Karatagi	KARATAGI	Hobli	Maize (Makka)	RF				District Level	409	1076.54	
75	Koppal	Karatagi	KARATAGI	Hobli	Pearl Millet (Bajra/Bulrush Millet/Spiked Millet)	RF		10	339.72				
76	Koppal	Karatagi	KARATAGI	Hobli	Pigeon pea (red gram/arhar/tur)	RF						360.46	Y
77	Koppal	Karatagi	KARATAGI	Hobli	SUNFLOWER	RF				District Level	130	441.69	
78	Koppal	Koppal	ALAVANDI	Hobli	COTTON	IRR		10	718.04				
79	Koppal	Koppal	HITNALA	Hobli	COTTON	IRR				Taluk Level	29	408.81	
80	Koppal	Koppal	IRAKALLAGADA	Hobli	COTTON	IRR				Taluk Level	29	408.81	

91

Government of Karnataka

Directorate of Economics and Statistics

Hobli Level Average Yield data for Kharif season 2018-19

S.N	District	Taluk	Insurance Unit (hobli/ GP)	GP/HOBLI	Crop	IRR_R F	Area_Sown_Ha	No_CCE_C onducted	Average Yield(Kg/Ha)	Name_Of_Higher_Le vel	No_cce Conducted_Higher	Higher average Yield(Kg/Ha)	Neighbouring Yield
81	Koppal	Koppal	KOPPALA	Hobli	COTTON	IRR		10	249.00				
82	Koppal	Koppal	ALAVANDI	Hobli	Cowpea/Alasande	RF				District Level	6	494.46	
83	Koppal	Koppal	IRAKALLAGADA	Hobli	Cowpea/Alasande	RF				District Level	6	494.46	
84	Koppal	Koppal	KOPPALA	Hobli	Cowpea/Alasande	RF				District Level	6	494.46	
85	Koppal	Koppal	ALAVANDI	Hobli	Green Gram (Moong Bean/ Moong)	RF				Taluk Level	18	97.01	
86	Koppal	Koppal	IRAKALLAGADA	Hobli	Green Gram (Moong Bean/ Moong)	RF				Taluk Level	18	97.01	
87	Koppal	Koppal	KOPPALA	Hobli	Green Gram (Moong Bean/ Moong)	RF		10	115.98				
88	Koppal	Koppal	ALAVANDI	Hobli	GROUNDNUT	IRR				Taluk Level	20	1108.98	
89	Koppal	Koppal	IRAKALLAGADA	Hobli	GROUNDNUT	IRR				Taluk Level	20	1108.98	
90	Koppal	Koppal	KOPPALA	Hobli	GROUNDNUT	IRR				Taluk Level	20	1108.98	
91	Koppal	Koppal	ALAVANDI	Hobli	GROUNDNUT	RF				Taluk Level	18	458.24	
92	Koppal	Koppal	HITNALA	Hobli	GROUNDNUT	RF				Taluk Level	18	458.24	
93	Koppal	Koppal	IRAKALLAGADA	Hobli	GROUNDNUT	RF				Taluk Level	18	458.24	

Government of Karnataka

Directorate of Economics and Statistics

Hobli Level Average Yield data for Kharif season 2018-19

S.N	District	Taluk	Insurance Unit (hobli/ GP)	GP/HOBLI	Crop	IRR_R F	Area_Sown_Ha	No_CCE_C onducted	Average Yield(Kg/Ha)	Name_Of Higher_Le vel	No_cce Conducted Higher	Higher average Yield(Kg/Ha)	Neighbouring Yield
94	Koppal	Koppal	KOPPALA	Hobli	GROUNDNUT	RF				Taluk Level	18	458.24	
95	Koppal	Koppal	ALAVANDI	Hobli	Horse Gram (kulthi/kultha)	RF						289.81	Y
96	Koppal	Koppal	HITNALA	Hobli	Horse Gram (kulthi/kultha)	RF				Taluk Level	12	277.74	
97	Koppal	Koppal	IRAKALLAGADA	Hobli	Horse Gram (kulthi/kultha)	RF		10	221.50				
98	Koppal	Koppal	KOPPALA	Hobli	Horse Gram (kulthi/kultha)	RF						277.74	Y
99	Koppal	Koppal	ALAVANDI	Hobli	Maize (Makka)	IRR				Taluk Level	34	2688.13	
100	Koppal	Koppal	HITNALA	Hobli	Maize (Makka)	IRR		10	3448.35				
101	Koppal	Koppal	IRAKALLAGADA	Hobli	Maize (Makka)	IRR				Taluk Level	34	2688.13	
102	Koppal	Koppal	KOPPALA	Hobli	Maize (Makka)	IRR		10	2750.42				
103	Koppal	Koppal	ALAVANDI	Hobli	Navane	RF				Taluk Level	20	333.18	
104	Koppal	Koppal	HITNALA	Hobli	Navane	RF				Taluk Level	20	333.18	
105	Koppal	Koppal	IRAKALLAGADA	Hobli	Navane	RF				Taluk Level	20	333.18	
106	Koppal	Koppal	KOPPALA	Hobli	Navane	RF		10	232.38				
107	Koppal	Koppal	ALAVANDI	Hobli	Onion	IRR		10	6490.32				
108	Koppal	Koppal	IRAKALLAGADA	Hobli	Onion	IRR		10	3886.56				

Government of Karnataka

Directorate of Economics and Statistics

Hobli Level Average Yield data for Kharif season 2018-19

S.N	District	Taluk	Insurance Unit (hobli/ GP)	GP/HOBLI	Crop	IRR_R F	Area_Sown_Ha	No_CCE_C onducted	Average Yield(Kg/Ha)	Name_Of_Higher_Level	No_cce Conducted_Higher	Higher average Yield(Kg/Ha)	Neighbouring Yield
109	Koppal	Koppal	KOPPALA	Hobli	Onion	IRR		10	3902.80				
110	Koppal	Koppal	HITNALA	Hobli	PADDY	IRR				Taluk Level	27	3889.89	
111	Koppal	Koppal	IRAKALLAGADA	Hobli	PADDY	IRR		10	3819.58				
112	Koppal	Koppal	KOPPALA	Hobli	PADDY	IRR		10	3071.23				
113	Koppal	Koppal	IRAKALLAGADA	Hobli	PADDY	RF				State Level	4674	3755.08	
114	Koppal	Koppal	ALAVANDI	Hobli	Pearl Millet (Bajra/Bulrush Millet/Spiked Millet)	IRR				Taluk Level	22	1276.06	
115	Koppal	Koppal	HITNALA	Hobli	Pearl Millet (Bajra/Bulrush Millet/Spiked Millet)	IRR		10	1134.44				
116	Koppal	Koppal	IRAKALLAGADA	Hobli	Pearl Millet (Bajra/Bulrush Millet/Spiked Millet)	IRR				Taluk Level	22	1276.06	
117	Koppal	Koppal	IRAKALLAGADA	Hobli	Pigeon pea (red gram/arhar/tur)	IRR						177.37	Y
118	Koppal	Koppal	ALAVANDI	Hobli	Pigeon pea (red gram/arhar/tur)	RF				Taluk Level	27	188.68	
119	Koppal	Koppal	HITNALA	Hobli	Pigeon pea (red gram/arhar/tur)	RF				Taluk Level	27	188.68	
120	Koppal	Koppal	IRAKALLAGADA	Hobli	Pigeon pea (red gram/arhar/tur)	RF				Taluk Level	27	188.68	
121	Koppal	Koppal	KOPPALA	Hobli	Pigeon pea (red gram/arhar/tur)	RF		10	124.99				
122	Koppal	Koppal	ALAVANDI	Hobli	Sesame (Gingelly/Til)/Sesamum	RF				Taluk Level	26	307.60	

8.

Government of Karnataka

Directorate of Economics and Statistics

Hobli Level Average Yield data for Kharif season 2018-19

S.N	District	Taluk	Insurance Unit (hobli/ GP)	GP/HOBLI	Crop	IRR_R F	Area_Sown_Ha	No_CCE_C onducted	Average Yield(Kg/Ha)	Name_Of_Higher_Le vel	No_cce Conducted_Higher	Higher average Yield(Kg/Ha)	Neighbouring Yield
123	Koppal	Koppal	HITNALA	Hobli	Sesame (Gingelly/Til)/Sesamum	RF				Taluk Level	26	307.60	
124	Koppal	Koppal	IRAKALLAGADA	Hobli	Sesame (Gingelly/Til)/Sesamum	RF				Taluk Level	26	307.60	
125	Koppal	Koppal	KOPPALA	Hobli	Sesame (Gingelly/Til)/Sesamum	RF		10	229.93				
126	Koppal	Koppal	ALAVANDI	Hobli	Sorghum (Jowar/Great Millet)	IRR				Taluk Level	17	1470.91	
127	Koppal	Koppal	IRAKALLAGADA	Hobli	Sorghum (Jowar/Great Millet)	IRR				Taluk Level	17	1470.91	
128	Koppal	Koppal	KOPPALA	Hobli	Sorghum (Jowar/Great Millet)	IRR				Taluk Level	17	1470.91	
129	Koppal	Koppal	ALAVANDI	Hobli	Sorghum (Jowar/Great Millet)	RF		10	583.11				
130	Koppal	Koppal	HITNALA	Hobli	Sorghum (Jowar/Great Millet)	RF				Taluk Level	22	734.94	
131	Koppal	Koppal	IRAKALLAGADA	Hobli	Sorghum (Jowar/Great Millet)	RF				Taluk Level	22	734.94	
132	Koppal	Koppal	KOPPALA	Hobli	Sorghum (Jowar/Great Millet)	RF				Taluk Level	22	734.94	
133	Koppal	Koppal	ALAVANDI	Hobli	SUNFLOWER	IRR		10	885.35				

Government of Karnataka

Directorate of Economics and Statistics

Hobli Level Average Yield data for Kharif season 2018-19

S.N	District	Taluk	Insurance Unit (hobli/ GP)	GP/HOBLI	Crop	IRR_R F	Area Sown Ha	No_CCE_C onducted	Average Yield(Kg/Ha)	Name_Of Higher_Level	No_cce Conducted_Higher	Higher average Yield(Kg/Ha)	Neighbouring Yield
134	Koppal	Koppal	IRAKALLAGADA	Hobli	SUNFLOWER	IRR		10	981.15				
135	Koppal	Koppal	KOPPALA	Hobli	SUNFLOWER	IRR		10	915.72				
136	Koppal	Koppal	ALAVANDI	Hobli	SUNFLOWER	RF		10	482.02				
137	Koppal	Koppal	HITNALA	Hobli	SUNFLOWER	RF				Taluk Level	20	383.99	
138	Koppal	Koppal	IRAKALLAGADA	Hobli	SUNFLOWER	RF				Taluk Level	20	383.99	
139	Koppal	Koppal	KOPPALA	Hobli	SUNFLOWER	RF		10	285.96				
140	Koppal	Koppal	ALAVANDI	Hobli	Tomato	NS		10	4812.60				
141	Koppal	Koppal	HITNALA	Hobli	Tomato	NS		10	1429.20				
142	Koppal	Koppal	IRAKALLAGADA	Hobli	Tomato	NS		10	4041.80				
143	Koppal	Kushtagi	HANAMANALA	Hobli	COTTON	IRR		10	576.00				
144	Koppal	Kushtagi	HANAMASAGARA	Hobli	COTTON	IRR		10	910.73				

(Handwritten signature)

Government of Karnataka
Directorate of Economics and Statistics
Hobli Level Average Yield data for Kharif season 2018-19

S.N	District	Taluk	Insurance Unit (hobli/ GP)	GP/HOBLI	Crop	IRR_R F	Area Sown Ha	No_CCE_C onducted	Average Yield(Kg/Ha)	Name_Of Higher_Level	No_cce Conducted_Higher	Higher average Yield(Kg/Ha)	Neighbouring Yield
145	Koppal	Kushtagi	KUSHTAGI	Hobli	COTTON	IRR		10	110.25				
146	Koppal	Kushtagi	TAVARAGERA	Hobli	COTTON	IRR		10	182.05				
147	Koppal	Kushtagi	HANAMASAGARA	Hobli	Cowpea/Alasande	RF				District Level	6	494.46	
148	Koppal	Kushtagi	HANAMANALA	Hobli	Green Gram (Moong Bean/ Moong)	RF		10	361.53				
149	Koppal	Kushtagi	HANAMASAGARA	Hobli	Green Gram (Moong Bean/ Moong)	RF		10	249.67				
150	Koppal	Kushtagi	KUSHTAGI	Hobli	Green Gram (Moong Bean/ Moong)	RF		10	327.56				
151	Koppal	Kushtagi	TAVARAGERA	Hobli	Green Gram (Moong Bean/ Moong)	RF		10	74.16				
152	Koppal	Kushtagi	HANAMANALA	Hobli	GROUNDNUT	IRR		10	837.75				
153	Koppal	Kushtagi	HANAMASAGARA	Hobli	GROUNDNUT	IRR				Taluk Level	34	696.78	
154	Koppal	Kushtagi	KUSHTAGI	Hobli	GROUNDNUT	IRR				Taluk Level	34	696.78	
155	Koppal	Kushtagi	TAVARAGERA	Hobli	GROUNDNUT	IRR				Taluk Level	34	696.78	

Government of Karnataka
Directorate of Economics and Statistics
Hobli Level Average Yield data for Kharif season 2018-19

S.N	District	Taluk	Insurance Unit (hobli/ GP)	GP/HOBLI	Crop	IRR_R F	Area Sown_Ha	No_CCE_C onducted	Average Yield(Kg/Ha)	Name_Of Higher_Level	No_cce Conducted_Higher	Higher average Yield(Kg/Ha)	Neighbouring Yield
156	Koppal	Kushtagi	HANAMANALA	Hobli	GROUNDNUT	RF		10	391.46				
157	Koppal	Kushtagi	HANAMASAGARA	Hobli	GROUNDNUT	RF				Taluk Level	28	381.02	
158	Koppal	Kushtagi	KUSHTAGI	Hobli	GROUNDNUT	RF		10	362.23				
159	Koppal	Kushtagi	TAVARAGERA	Hobli	GROUNDNUT	RF				Taluk Level	28	381.02	
160	Koppal	Kushtagi	HANAMANALA	Hobli	Horse Gram (kulthi/kultha)	RF		10	493.45				
161	Koppal	Kushtagi	HANAMASAGARA	Hobli	Horse Gram (kulthi/kultha)	RF		10	568.40				
162	Koppal	Kushtagi	KUSHTAGI	Hobli	Horse Gram (kulthi/kultha)	RF				Taluk Level	38	448.72	
163	Koppal	Kushtagi	TAVARAGERA	Hobli	Horse Gram (kulthi/kultha)	RF		10	318.06				
164	Koppal	Kushtagi	HANAMANALA	Hobli	Maize (Makka)	IRR		10	2041.13				
165	Koppal	Kushtagi	HANAMASAGARA	Hobli	Maize (Makka)	IRR				Taluk Level	38	2073.32	
166	Koppal	Kushtagi	KUSHTAGI	Hobli	Maize (Makka)	IRR				Taluk Level	38	2073.32	
167	Koppal	Kushtagi	TAVARAGERA	Hobli	Maize (Makka)	IRR		10	1876.56				
168	Koppal	Kushtagi	HANAMANALA	Hobli	Navane	RF				Taluk Level	28	238.01	
169	Koppal	Kushtagi	HANAMASAGARA	Hobli	Navane	RF				Taluk Level	28	238.01	

Government of Karnataka

Directorate of Economics and Statistics

Hobli Level Average Yield data for Kharif season 2018-19

S.N	District	Taluk	Insurance Unit (hobli/ GP)	GP/HOBLI	Crop	IRR_R F	Area_Sown_Ha	No_CCE_C onducted	Average Yield(Kg/Ha)	Name_Of_Higher_Le vel	No_cce Conducted_Higher	Higher average Yield(Kg/Ha)	Neighbouring Yield
170	Koppal	Kushtagi	KUSHTAGI	Hobli	Navane	RF		10	365.19				
171	Koppal	Kushtagi	TAVARAGERA	Hobli	Navane	RF		10	172.30				
172	Koppal	Kushtagi	HANAMANALA	Hobli	Onion	IRR		10	6859.03				
173	Koppal	Kushtagi	HANAMASAGARA	Hobli	Onion	IRR		10	5771.49				
174	Koppal	Kushtagi	KUSHTAGI	Hobli	Onion	IRR				Taluk Level	39	6481.19	
175	Koppal	Kushtagi	TAVARAGERA	Hobli	Onion	IRR		10	7931.80				
176	Koppal	Kushtagi	TAVARAGERA	Hobli	Pearl Millet (Bajra/Bulrush Millet/Spiked Millet)	IRR		10	767.36				
177	Koppal	Kushtagi	TAVARAGERA	Hobli	Pigeon pea (red gram/arhar/tur)	IRR		10	242.43				
178	Koppal	Kushtagi	HANAMANALA	Hobli	Pigeon pea (red gram/arhar/tur)	RF		10	167.73				
179	Koppal	Kushtagi	HANAMASAGARA	Hobli	Pigeon pea (red gram/arhar/tur)	RF		10	351.12				
180	Koppal	Kushtagi	KUSHTAGI	Hobli	Pigeon pea (red gram/arhar/tur)	RF		10	417.60				
181	Koppal	Kushtagi	TAVARAGERA	Hobli	Pigeon pea (red gram/arhar/tur)	RF		10	131.50				
182	Koppal	Kushtagi	HANAMANALA	Hobli	Sesame (Gingelly/Til)/Sesamum	RF		10	286.19				
183	Koppal	Kushtagi	HANAMASAGARA	Hobli	Sesame (Gingelly/Til)/Sesamum	RF		10	936.99				
184	Koppal	Kushtagi	KUSHTAGI	Hobli	Sesame (Gingelly/Til)/Sesamum	RF		10	178.93				



Government of Karnataka

Directorate of Economics and Statistics

Hobli Level Average Yield data for Kharif season 2018-19

S.N	District	Taluk	Insurance Unit (hobli/ GP)	GP/HOBLI	Crop	IRR_R F	Area_Sown_Ha	No_CCE_C onducted	Average Yield(Kg/Ha)	Name_Of_Higher_Le vel	No_cce Conducted_Higher	Higher average Yield(Kg/Ha)	Neighbouring Yield
185	Koppal	Kushtagi	TAVARAGERA	Hobli	Sesame (Gingelly/Til)/Sesamum	RF		10	395.87				
186	Koppal	Kushtagi	HANAMANALA	Hobli	Sorghum (Jowar/Great Millet)	IRR		10	2375.24				
187	Koppal	Kushtagi	HANAMASAGARA	Hobli	Sorghum (Jowar/Great Millet)	IRR		10	2178.14				
188	Koppal	Kushtagi	KUSHTAGI	Hobli	Sorghum (Jowar/Great Millet)	IRR				Taluk Level	20	2276.69	
189	Koppal	Kushtagi	TAVARAGERA	Hobli	Sorghum (Jowar/Great Millet)	IRR				Taluk Level	20	2276.69	
190	Koppal	Kushtagi	HANAMANALA	Hobli	Sorghum (Jowar/Great Millet)	RF		10	1456.71				
191	Koppal	Kushtagi	HANAMASAGARA	Hobli	Sorghum (Jowar/Great Millet)	RF		10	1299.71				
192	Koppal	Kushtagi	KUSHTAGI	Hobli	Sorghum (Jowar/Great Millet)	RF				Taluk Level	20	1378.21	
193	Koppal	Kushtagi	TAVARAGERA	Hobli	Sorghum (Jowar/Great Millet)	RF				Taluk Level	20	1378.21	
194	Koppal	Kushtagi	HANAMANALA	Hobli	SUNFLOWER	IRR				Taluk Level	34	389.79	
195	Koppal	Kushtagi	HANAMASAGARA	Hobli	SUNFLOWER	IRR		10	329.79				
196	Koppal	Kushtagi	KUSHTAGI	Hobli	SUNFLOWER	IRR				Taluk Level	34	389.79	
197	Koppal	Kushtagi	TAVARAGERA	Hobli	SUNFLOWER	IRR				Taluk Level	34	389.79	
198	Koppal	Kushtagi	HANAMANALA	Hobli	SUNFLOWER	RF		10	482.22				
199	Koppal	Kushtagi	HANAMASAGARA	Hobli	SUNFLOWER	RF		10	504.93				

Government of Karnataka

Directorate of Economics and Statistics

Hobli Level Average Yield data for Kharif season 2018-19

S.N	District	Taluk	Insurance Unit (hobli/ GP)	GP/HOBLI	Crop	IRR_R F	Area_Sown_Ha	No_CCE_C onducted	Average Yield(Kg/Ha)	Name_Of_Higher_Le vel	No_cce Conducted_Higher	Higher average Yield(Kg/Ha)	Neighbouring Yield
200	Koppal	Kushtagi	KUSHTAGI	Hobli	SUNFLOWER	RF				Taluk Level	37	456.74	
201	Koppal	Kushtagi	TAVARAGERA	Hobli	SUNFLOWER	RF				Taluk Level	37	456.74	
202	Koppal	Kushtagi	HANAMANALA	Hobli	Tomato	NS		10	5799.00				
203	Koppal	Kushtagi	HANAMASAGARA	Hobli	Tomato	NS		10	6019.64				
204	Koppal	Kushtagi	KUSHTAGI	Hobli	Tomato	NS				Taluk Level	25	5425.86	
205	Koppal	Yelburga	HIREVANKALAKUN TA	Hobli	COTTON	IRR		10	435.35				
206	Koppal	Yelburga	KUKANURA	Hobli	COTTON	IRR				Taluk Level	33	262.67	
207	Koppal	Yelburga	MANGALURU	Hobli	COTTON	IRR		10	225.68				
208	Koppal	Yelburga	YALABURGA	Hobli	COTTON	IRR				Taluk Level	33	262.67	
209	Koppal	Yelburga	HIREVANKALAKUN TA	Hobli	Cowpea/Alasande	RF				District Level	6	494.46	
210	Koppal	Yelburga	KUKANURA	Hobli	Cowpea/Alasande	RF				District Level	6	494.46	
211	Koppal	Yelburga	MANGALURU	Hobli	Cowpea/Alasande	RF				District Level	6	494.46	
212	Koppal	Yelburga	YALABURGA	Hobli	Cowpea/Alasande	RF				District Level	6	494.46	
213	Koppal	Yelburga	HIREVANKALAKUN TA	Hobli	GROUNDNUT	IRR				Taluk Level	22	598.19	
214	Koppal	Yelburga	KUKANURA	Hobli	GROUNDNUT	IRR				Taluk Level	22	598.19	

Government of Karnataka

Directorate of Economics and Statistics

Hobli Level Average Yield data for Kharif season 2018-19

S.N	District	Taluk	Insurance Unit (hobli/ GP)	GP/HOBLI	Crop	IRR_R F	Area Sown Ha	No_CCE_C onducted	Average Yield(Kg/Ha)	Name_Of Higher_Le vel	No_cce Conducted Higher	Higher average Yield(Kg/Ha)	Neighbouring Yield
215	Koppal	Yelburga	MANGALURU	Hobli	GROUNDNUT	IRR				Taluk Level	22	598.19	
216	Koppal	Yelburga	YALABURGA	Hobli	GROUNDNUT	IRR				Taluk Level	22	598.19	
217	Koppal	Yelburga	HIREVANKALAKUN TA	Hobli	GROUNDNUT	RF		10	76.13				
218	Koppal	Yelburga	KUKANURA	Hobli	GROUNDNUT	RF		10	263.44				
219	Koppal	Yelburga	MANGALURU	Hobli	GROUNDNUT	RF		10	125.08				
220	Koppal	Yelburga	YALABURGA	Hobli	GROUNDNUT	RF				Taluk Level	38	192.28	
221	Koppal	Yelburga	HIREVANKALAKUN TA	Hobli	Horse Gram (kulthi/kultha)	RF				District Level	50	407.68	
222	Koppal	Yelburga	KUKANURA	Hobli	Horse Gram (kulthi/kultha)	RF				District Level	50	407.68	
223	Koppal	Yelburga	MANGALURU	Hobli	Horse Gram (kulthi/kultha)	RF				District Level	50	407.68	
224	Koppal	Yelburga	YALABURGA	Hobli	Horse Gram (kulthi/kultha)	RF				District Level	50	407.68	
225	Koppal	Yelburga	HIREVANKALAKUN TA	Hobli	Maize (Makka)	IRR		10	2967.94				
226	Koppal	Yelburga	KUKANURA	Hobli	Maize (Makka)	IRR				Taluk Level	38	2411.66	
227	Koppal	Yelburga	MANGALURU	Hobli	Maize (Makka)	IRR		10	2153.97				
228	Koppal	Yelburga	YALABURGA	Hobli	Maize (Makka)	IRR				Taluk Level	38	2411.66	
229	Koppal	Yelburga	HIREVANKALAKUN TA	Hobli	Navane	RF				Taluk Level	17	184.78	
230	Koppal	Yelburga	KUKANURA	Hobli	Navane	RF				Taluk Level	17	184.78	

Government of Karnataka

Directorate of Economics and Statistics

Hobli Level Average Yield data for Kharif season 2018-19

S.N	District	Taluk	Insurance Unit (hobli/ GP)	GP/HOBLI	Crop	IRR_R F	Area_Sown_Ha	No_CCE_C onducted	Average Yield(Kg/Ha)	Name_Of_Higher_Le vel	No_cce Conducted_Higher	Higher average Yield(Kg/Ha)	Neighbouring Yield
231	Koppal	Yelburga	MANGALURU	Hobli	Navane	RF				Taluk Level	17	184.78	
232	Koppal	Yelburga	YALABURGA	Hobli	Navane	RF				Taluk Level	17	184.78	
233	Koppal	Yelburga	KUKANURA	Hobli	Onion	RF				Taluk Level	26	1596.05	
234	Koppal	Yelburga	MANGALURU	Hobli	Onion	RF				Taluk Level	26	1596.05	
235	Koppal	Yelburga	YALABURGA	Hobli	Onion	RF				Taluk Level	26	1596.05	
236	Koppal	Yelburga	MANGALURU	Hobli	PADDY	IRR						3237.19	Y
237	Koppal	Yelburga	YALABURGA	Hobli	PADDY	IRR						2858.62	Y
238	Koppal	Yelburga	HIREVANKALAKUN TA	Hobli	Pearl Millet (Bajra/Bulrush Millet/Soiked Millet)	IRR		10	1553.94				
239	Koppal	Yelburga	YALABURGA	Hobli	Pearl Millet (Bajra/Bulrush Millet/Soiked Millet)	IRR				Taluk Level	18	1111.53	
240	Koppal	Yelburga	HIREVANKALAKUN TA	Hobli	Pearl Millet (Bajra/Bulrush Millet/Soiked Millet)	RF		10	965.78				
241	Koppal	Yelburga	KUKANURA	Hobli	Pearl Millet (Bajra/Bulrush Millet/Soiked Millet)	RF				Taluk Level	39	670.55	
242	Koppal	Yelburga	MANGALURU	Hobli	Pearl Millet (Bajra/Bulrush Millet/Soiked Millet)	RF		10	759.47				
243	Koppal	Yelburga	YALABURGA	Hobli	Pearl Millet (Bajra/Bulrush Millet/Soiked Millet)	RF		10	476.58				
244	Koppal	Yelburga	HIREVANKALAKUN TA	Hobli	Pigeon pea (red gram/arhar/tur)	IRR		10	300.31				
245	Koppal	Yelburga	HIREVANKALAKUN TA	Hobli	Pigeon pea (red gram/arhar/tur)	RF		10	159.56				
246	Koppal	Yelburga	KUKANURA	Hobli	Pigeon pea (red gram/arhar/tur)	RF		10	604.03				



**Government of Karnataka
Directorate of Economics and Statistics**

Hobli Level Average Yield data for Kharif season 2018-19


S.N	District	Taluk	Insurance Unit (hobli/ GP)	GP/HOBLI	Crop	IRR_R F	Area Sown_Ha	No_CCE_C onducted	Average Yield(Kg/Ha)	Name_Of Higher_Level	No_cce Conducted_Higher	Higher average Yield(Kg/Ha)	Neighbouring Yield
247	Koppal	Yelburga	MANGALURU	Hobli	Pigeon pea (red gram/arhar/tur)	RF		10	203.87				
248	Koppal	Yelburga	YALABURGA	Hobli	Pigeon pea (red gram/arhar/tur)	RF		10	308.86				
249	Koppal	Yelburga	HIREVANKALAKUNTA	Hobli	Sesame (Gingelly/Til)/Sesamum	RF		10	183.95				
250	Koppal	Yelburga	KUKANURA	Hobli	Sesame (Gingelly/Til)/Sesamum	RF				Taluk Level	34	476.08	
251	Koppal	Yelburga	MANGALURU	Hobli	Sesame (Gingelly/Til)/Sesamum	RF		10	581.66				
252	Koppal	Yelburga	YALABURGA	Hobli	Sesame (Gingelly/Til)/Sesamum	RF				Taluk Level	34	476.08	
253	Koppal	Yelburga	HIREVANKALAKUNTA	Hobli	Sorghum (Jowar/Great Millet)	IRR		10	3504.30				
254	Koppal	Yelburga	KUKANURA	Hobli	Sorghum (Jowar/Great Millet)	IRR				Taluk Level	30	2183.06	
255	Koppal	Yelburga	MANGALURU	Hobli	Sorghum (Jowar/Great Millet)	IRR		10	1633.69				
256	Koppal	Yelburga	YALABURGA	Hobli	Sorghum (Jowar/Great Millet)	IRR				Taluk Level	30	2183.06	
257	Koppal	Yelburga	HIREVANKALAKUNTA	Hobli	Sorghum (Jowar/Great Millet)	RF				Taluk Level	22	575.66	
258	Koppal	Yelburga	KUKANURA	Hobli	Sorghum (Jowar/Great Millet)	RF		10	509.69				
259	Koppal	Yelburga	MANGALURU	Hobli	Sorghum (Jowar/Great Millet)	RF		10	538.32				
260	Koppal	Yelburga	YALABURGA	Hobli	Sorghum (Jowar/Great Millet)	RF				Taluk Level	22	575.66	
261	Koppal	Yelburga	HIREVANKALAKUNTA	Hobli	SUNFLOWER	IRR		10	1788.09				
262	Koppal	Yelburga	KUKANURA	Hobli	SUNFLOWER	IRR		10	557.75				

Government of Karnataka

Directorate of Economics and Statistics

Hobli Level Average Yield data for Kharif season 2018-19

S.N	District	Taluk	Insurance Unit (hobli/ GP)	GP/HOBLI	Crop	IRR_R F	Area Sown Ha	No_CCE_C onducted	Average Yield(Kg/Ha)	Name_Of Higher_Le vel	No_cce Conducted_Higher	Higher average Yield(Kg/Ha)	Neighbouring Yield
263	Koppal	Yelburga	MANGALURU	Hobli	SUNFLOWER	IRR				Taluk Level	34	1055.21	
264	Koppal	Yelburga	YALABURGA	Hobli	SUNFLOWER	IRR				Taluk Level	34	1055.21	
265	Koppal	Yelburga	HIREVANKALAKUN TA	Hobli	SUNFLOWER	RF		10	269.74				
266	Koppal	Yelburga	KUKANURA	Hobli	SUNFLOWER	RF		10	371.31				
267	Koppal	Yelburga	MANGALURU	Hobli	SUNFLOWER	RF				Taluk Level	39	358.27	
268	Koppal	Yelburga	YALABURGA	Hobli	SUNFLOWER	RF		10	353.58				


 Joint Director
 Crop insurance scheme Division
 Directorate of Economics and Statistics

21

Government of Karnataka
Directorate of Economics and Statistics

Hobli Level Average Yield data for Kharif season 2018-19

S.N	District	Taluk	Insurance Unit (hobli/ GP)	GP/HOBLI	Crop	IRR_R F	Area_Sown_Ha	No_CCE_C onducted	Average Yield(Kg/Ha)	Name_Of_Higher_Level	No_cce Conducted_Higher	Higher average Yield(Kg/Ha)	Neighbouring Yield
1	Mandya	K.R.Pet	AKKIHEBBAL	Hobli	Cowpea/Alasande	RF		10	665.58				
2	Mandya	K.R.Pet	BUKINAKERE	Hobli	Cowpea/Alasande	RF		10	471.33				
3	Mandya	K.R.Pet	KASABA	Hobli	Cowpea/Alasande	RF		10	400.04				
4	Mandya	K.R.Pet	KIKKERI	Hobli	Cowpea/Alasande	RF		10	348.67				
5	Mandya	K.R.Pet	SANTEBACHAHALL I	Hobli	Cowpea/Alasande	RF		10	406.97				
6	Mandya	K.R.Pet	SHEELANERE	Hobli	Cowpea/Alasande	RF		10	431.79				
7	Mandya	K.R.Pet	AKKIHEBBAL	Hobli	Horse Gram (kulthi/kultha)	RF				District Level	39	528.55	
8	Mandya	K.R.Pet	BUKINAKERE	Hobli	Horse Gram (kulthi/kultha)	RF				District Level	39	528.55	
9	Mandya	K.R.Pet	KASABA	Hobli	Horse Gram (kulthi/kultha)	RF				District Level	39	528.55	
10	Mandya	K.R.Pet	KIKKERI	Hobli	Horse Gram (kulthi/kultha)	RF				District Level	39	528.55	
11	Mandya	K.R.Pet	SANTEBACHAHALL I	Hobli	Horse Gram (kulthi/kultha)	RF				District Level	39	528.55	
12	Mandya	K.R.Pet	SHEELANERE	Hobli	Horse Gram (kulthi/kultha)	RF				District Level	39	528.55	
13	Mandya	K.R.Pet	AKKIHEBBAL	Hobli	RAGI	IRR		10	1584.99				
14	Mandya	K.R.Pet	BUKINAKERE	Hobli	RAGI	IRR		10	2097.46				
15	Mandya	K.R.Pet	KASABA	Hobli	RAGI	IRR		10	1455.67				
16	Mandya	K.R.Pet	KIKKERI	Hobli	RAGI	IRR		10	1408.90				

Government of Karnataka
Directorate of Economics and Statistics

Hobli Level Average Yield data for Kharif season 2018-19

S.N	District	Taluk	Insurance Unit (hobli/ GP)	GP/HOBLI	Crop	IRR_R F	Area_Sown_Ha	No_CCE_C onducted	Average Yield(Kg/Ha)	Name_Of_Higher_Level	No_cce Conducted_Higher	Higher average Yield(Kg/Ha)	Neighbouring Yield
17	Mandya	K.R.Pet	SANTEBACHAHALL I	Hobli	RAGI	IRR		10	1766.87				
18	Mandya	K.R.Pet	SHEELANERE	Hobli	RAGI	IRR		10	1566.30				
19	Mandya	K.R.Pet	AKKIHEBBAL	Hobli	RAGI	RF		10	1545.63				
20	Mandya	K.R.Pet	BUKINAKERE	Hobli	RAGI	RF		10	1097.32				
21	Mandya	K.R.Pet	KASABA	Hobli	RAGI	RF		10	1126.45				
22	Mandya	K.R.Pet	KIKKERI	Hobli	RAGI	RF		10	1117.25				
23	Mandya	K.R.Pet	SANTEBACHAHALL I	Hobli	RAGI	RF		10	1635.05				
24	Mandya	K.R.Pet	SHEELANERE	Hobli	RAGI	RF		10	1658.93				
25	Mandya	K.R.Pet	AKKIHEBBAL	Hobli	Sesame (Gingelly/Til)/Sesamum	RF		10	520.18				
26	Mandya	K.R.Pet	BUKINAKERE	Hobli	Sesame (Gingelly/Til)/Sesamum	RF		10	926.29				
27	Mandya	K.R.Pet	KASABA	Hobli	Sesame (Gingelly/Til)/Sesamum	RF		10	824.04				
28	Mandya	K.R.Pet	KIKKERI	Hobli	Sesame (Gingelly/Til)/Sesamum	RF		10	601.16				
29	Mandya	K.R.Pet	SANTEBACHAHALL I	Hobli	Sesame (Gingelly/Til)/Sesamum	RF		10	730.42				
30	Mandya	K.R.Pet	SHEELANERE	Hobli	Sesame (Gingelly/Til)/Sesamum	RF		10	845.45				
31	Mandya	K.R.Pet	AKKIHEBBAL	Hobli	Tomato	NS		10	11752.00				
32	Mandya	K.R.Pet	BUKINAKERE	Hobli	Tomato	NS		10	12534.00				

9/1

**Government of Karnataka
Directorate of Economics and Statistics**

Hobli Level Average Yield data for Kharif season 2018-19

S.N	District	Taluk	Insurance Unit (hobli/ GP)	GP/HOBLI	Crop	IRR_R F	Area Sown_Ha	No_CCE_C onducted	Average Yield(Kg/Ha)	Name_Of Higher_Level	No_cce Conducted_Higher	Higher average Yield(Kg/Ha)	Neighbouring Yield
33	Mandya	K.R.Pet	KASABA	Hobli	Tomato	NS		10	23748.40				
34	Mandya	K.R.Pet	KIKKERI	Hobli	Tomato	NS		10	18228.00				
35	Mandya	K.R.Pet	SHEELANERE	Hobli	Tomato	NS		10	23973.20				
36	Mandya	Maddur	ATAGURU HOBALI	Hobli	GROUNDNUT	RF		10	764.25				
37	Mandya	Maddur	CH A KERE - AIAINE VALAYA	Hobli	GROUNDNUT	RF		10	932.53				
38	Mandya	Maddur	CH A KERE- AIAIAINE VALAYA	Hobli	GROUNDNUT	RF		10	932.53				
39	Mandya	Maddur	CH A KERE AINE VALAYA	Hobli	GROUNDNUT	RF		10	932.53				
40	Mandya	Maddur	KASABA-1NC VALAYA	Hobli	GROUNDNUT	RF				Taluk Level	39	699.19	
41	Mandya	Maddur	KASABA-AIAI NE VALAYA	Hobli	GROUNDNUT	RF				Taluk Level	39	699.19	
42	Mandya	Maddur	KOPPA -AIAIAINE VALAYA	Hobli	GROUNDNUT	RF		10	627.11				
43	Mandya	Maddur	KOPPA HOBALI	Hobli	GROUNDNUT	RF		10	627.11				
44	Mandya	Maddur	KOPPA-AIAINE VALAYA	Hobli	GROUNDNUT	RF		10	627.11				
45	Mandya	Maddur	KOPPA-AINE VALAYA	Hobli	GROUNDNUT	RF		10	627.11				
46	Mandya	Maddur	ATAGURU HOBALI	Hobli	Horse Gram (kulthi/kultha)	RF				District Level	39	528.55	
47	Mandya	Maddur	CH A KERE - AIAINE VALAYA	Hobli	Horse Gram (kulthi/kultha)	RF				District Level	39	528.55	
48	Mandya	Maddur	CH A KERE- AIAIAINE VALAYA	Hobli	Horse Gram (kulthi/kultha)	RF				District Level	39	528.55	

8

**Government of Karnataka
Directorate of Economics and Statistics**

Hobli Level Average Yield data for Kharif season 2018-19

S.N	District	Taluk	Insurance Unit (hobli/ GP)	GP/HOBLI	Crop	IRR_R F	Area Sown Ha	No_CCE_C onducted	Average Yield(Kg/Ha)	Name_Of_Higher_Level	No_cce Conducted Higher	Higher average Yield(Kg/Ha)	Neighbouring Yield
49	Mandya	Maddur	CH A KERE AINE VALAYA	Hobli	Horse Gram (kulthi/kultha)	RF				District Level	39	528.55	
50	Mandya	Maddur	KASABA-1NE VALAYA	Hobli	Horse Gram (kulthi/kultha)	RF				District Level	39	528.55	
51	Mandya	Maddur	KASABA-AIAI NE VALAYA	Hobli	Horse Gram (kulthi/kultha)	RF				District Level	39	528.55	
52	Mandya	Maddur	KOPPA -AIAIAINE VALAYA	Hobli	Horse Gram (kulthi/kultha)	RF				District Level	39	528.55	
53	Mandya	Maddur	KOPPA HOBALI	Hobli	Horse Gram (kulthi/kultha)	RF				District Level	39	528.55	
54	Mandya	Maddur	KOPPA-AIAINE VALAYA	Hobli	Horse Gram (kulthi/kultha)	RF				District Level	39	528.55	
55	Mandya	Maddur	KOPPA-AINE VAI AYA	Hobli	Horse Gram (kulthi/kultha)	RF				District Level	39	528.55	
56	Mandya	Maddur	ATAGURU HOBALI	Hobli	RAGI	IRR						1588.03	Y
57	Mandya	Maddur	CH A KERE - AIAINE VALAYA	Hobli	RAGI	IRR						2663.21	Y
58	Mandya	Maddur	CH A KERE- AIAIAINE VALAYA	Hobli	RAGI	IRR						2663.21	Y
59	Mandya	Maddur	CH A KERE AINE VALAYA	Hobli	RAGI	IRR				Taluk Level	14	1551.43	
60	Mandya	Maddur	KASABA-1NE VALAYA	Hobli	RAGI	IRR						2011.39	Y
61	Mandya	Maddur	KASABA-AIAI NE VALAYA	Hobli	RAGI	IRR						2011.39	Y
62	Mandya	Maddur	KOPPA -AIAIAINE VALAYA	Hobli	RAGI	IRR		10	1876.80				
63	Mandya	Maddur	KOPPA HOBALI	Hobli	RAGI	IRR		10	1876.80				
64	Mandya	Maddur	KOPPA-AIAINE VALAYA	Hobli	RAGI	IRR		10	1876.80				

9

**Government of Karnataka
Directorate of Economics and Statistics**

Hobli Level Average Yield data for Kharif season 2018-19

S.N	District	Taluk	Insurance Unit (hobli/ GP)	GP/HOBLI	Crop	IRR_R F	Area Sown Ha	No_CCE_C onducted	Average Yield(Kg/Ha)	Name_Of Higher_Level	No_cce Conducted Higher	Higher average Yield(Kg/Ha)	Neighbouring Yield
65	Mandya	Maddur	KOPPA-AINE VALAYA	Hobli	RAGI	IRR		10	1876.80				
66	Mandya	Maddur	ATAGURU HOBALI	Hobli	RAGI	RF		10	890.82				
67	Mandya	Maddur	CH A KERE - AIAINE VALAYA	Hobli	RAGI	RF				Taluk Level	16	1120.70	
68	Mandya	Maddur	CH A KERE- AIAIAINE VALAYA	Hobli	RAGI	RF				Taluk Level	16	1120.70	
69	Mandya	Maddur	CH A KERE AINE VALAYA	Hobli	RAGI	RF				Taluk Level	16	1120.70	
70	Mandya	Maddur	KASABA-1NE VALAYA	Hobli	RAGI	RF				Taluk Level	16	1120.70	
71	Mandya	Maddur	KASABA-AIAI NE VALAYA	Hobli	RAGI	RF				Taluk Level	16	1120.70	
72	Mandya	Maddur	KOPPA -AIAIAINE VALAYA	Hobli	RAGI	RF				Taluk Level	16	1120.70	
73	Mandya	Maddur	KOPPA HOBALI	Hobli	RAGI	RF				Taluk Level	16	1120.70	
74	Mandya	Maddur	KOPPA-AIAINE VALAYA	Hobli	RAGI	RF				Taluk Level	16	1120.70	
75	Mandya	Maddur	KOPPA-AINE VALAYA	Hobli	RAGI	RF				Taluk Level	16	1120.70	
76	Mandya	Maddur	CH A KERE - AIAINE VALAYA	Hobli	Sesame (Gingelly/Til)/Sesamum	RF		10	670.99				
77	Mandya	Maddur	CH A KERE- AIAIAINE VALAYA	Hobli	Sesame (Gingelly/Til)/Sesamum	RF		10	670.99				
78	Mandya	Maddur	CH A KERE AINE VALAYA	Hobli	Sesame (Gingelly/Til)/Sesamum	RF		10	670.99				
79	Mandya	Maddur	KASABA-1NE VALAYA	Hobli	Sesame (Gingelly/Til)/Sesamum	RF				Taluk Level	29	630.82	

**Government of Karnataka
Directorate of Economics and Statistics**

Hobli Level Average Yield data for Kharif season 2018-19

S.N	District	Taluk	Insurance Unit (hobli/ GP)	GP/HOBLI	Crop	IRR_R F	Area Sown Ha	No_CCE_C onducted	Average Yield(Kg/Ha)	Name_Of Higher_Level	No_cce Conducted Higher	Higher average Yield(Kg/Ha)	Neighbouring Yield
80	Mandya	Maddur	KASABA-AIAI NE VALAYA	Hobli	Sesame (Gingelly/Til)/Sesamum	RF				Taluk Level	29	630.82	
81	Mandya	Maddur	KOPPA -AIAIAINE VALAYA	Hobli	Sesame (Gingelly/Til)/Sesamum	RF		10	858.55				
82	Mandya	Maddur	KOPPA HOBALI	Hobli	Sesame (Gingelly/Til)/Sesamum	RF		10	858.55				
83	Mandya	Maddur	KOPPA-AIAINE VALAYA	Hobli	Sesame (Gingelly/Til)/Sesamum	RF		10	858.55				
84	Mandya	Maddur	KOPPA-AINE VALAYA	Hobli	Sesame (Gingelly/Til)/Sesamum	RF		10	858.55				
85	Mandya	Malavalli	B G PURA HOBALI AIAI	Hobli	Cowpea/Alasande	RF		10	349.24				
86	Mandya	Malavalli	B G PURA HOBALI AI	Hobli	Cowpea/Alasande	RF		10	349.24				
87	Mandya	Malavalli	KASABA - AIAI	Hobli	Cowpea/Alasande	RF		10	533.39				
88	Mandya	Malavalli	KASABA - AI	Hobli	Cowpea/Alasande	RF		10	533.39				
89	Mandya	Malavalli	KASABA- AIAIAI	Hobli	Cowpea/Alasande	RF		10	533.39				
90	Mandya	Malavalli	B G PURA HOBALI AIAI	Hobli	GROUNDNUT	RF				Taluk Level	19	750.59	
91	Mandya	Malavalli	B G PURA HOBALI AI	Hobli	GROUNDNUT	RF				Taluk Level	19	750.59	
92	Mandya	Malavalli	HALAGURU HOBALI	Hobli	GROUNDNUT	RF				Taluk Level	19	750.59	
93	Mandya	Malavalli	KASABA - AIAI	Hobli	GROUNDNUT	RF				Taluk Level	19	750.59	
94	Mandya	Malavalli	KASABA - AI	Hobli	GROUNDNUT	RF				Taluk Level	19	750.59	
95	Mandya	Malavalli	KASABA- AIAIAI	Hobli	GROUNDNUT	RF				Taluk Level	19	750.59	

S7

**Government of Karnataka
Directorate of Economics and Statistics**

Hobli Level Average Yield data for Kharif season 2018-19

S.N	District	Taluk	Insurance Unit (hobli/ GP)	GP/HOBLI	Crop	IRR_R F	Area_Sown_Ha	No_CCE_C onducted	Average Yield(Kg/Ha)	Name_Of_Higher_Le vel	No_cce Conducted_Higher	Higher average Yield(Kg/Ha)	Neighbouring Yield
96	Mandya	Malavalli	KIRUGAVALU HOBALI AIAIAI	Hobli	GROUNDNUT	RF				Taluk Level	19	750.59	
97	Mandya	Malavalli	KIRUGAVALU HOBALI AIAI	Hobli	GROUNDNUT	RF				Taluk Level	19	750.59	
98	Mandya	Malavalli	KIRUGAVALU HOBALI AI	Hobli	GROUNDNUT	RF				Taluk Level	19	750.59	
99	Mandya	Malavalli	B G PURA HOBALI AIAI	Hobli	Horse Gram (kulthi/kultha)	RF		10	579.96				
100	Mandya	Malavalli	B G PURA HOBALI AI	Hobli	Horse Gram (kulthi/kultha)	RF		10	579.96				
101	Mandya	Malavalli	HALAGURU HOBALI	Hobli	Horse Gram (kulthi/kultha)	RF		10	558.81				
102	Mandya	Malavalli	KASABA - AIAI	Hobli	Horse Gram (kulthi/kultha)	RF				Taluk Level	39	528.55	
103	Mandya	Malavalli	KASARA - AI	Hobli	Horse Gram (kulthi/kultha)	RF				Taluk Level	39	528.55	
104	Mandya	Malavalli	KASABA- AIAIAI	Hobli	Horse Gram (kulthi/kultha)	RF				Taluk Level	39	528.55	
105	Mandya	Malavalli	KIRUGAVALU HOBALI AIAIAI	Hobli	Horse Gram (kulthi/kultha)	RF		10	365.34				
106	Mandya	Malavalli	KIRUGAVALU HOBALI AIAI	Hobli	Horse Gram (kulthi/kultha)	RF		10	365.34				
107	Mandya	Malavalli	KIRUGAVALU HOBALI AI	Hobli	Horse Gram (kulthi/kultha)	RF		10	365.34				
108	Mandya	Malavalli	B G PURA HOBALI AIAI	Hobli	Maize (Makka)	IRR		10	2821.08				
109	Mandya	Malavalli	B G PURA HOBALI AI	Hobli	Maize (Makka)	IRR		10	2821.08				
110	Mandya	Malavalli	HALAGURU HOBALI	Hobli	Maize (Makka)	IRR				Taluk Level	16	3154.26	
111	Mandya	Malavalli	KASABA - AIAI	Hobli	Maize (Makka)	IRR				Taluk Level	16	3154.26	

Government of Karnataka
Directorate of Economics and Statistics

Hobli Level Average Yield data for Kharif season 2018-19

S.N	District	Taluk	Insurance Unit (hobli/ GP)	GP/HOBLI	Crop	IRR_R F	Area Sown Ha	No_CCE_C onducted	Average Yield(Kg/Ha)	Name_Of_Higher_Level	No_cce Conducted_Higher	Higher average Yield(Kg/Ha)	Neighbouring Yield
112	Mandya	Malavalli	KASABA - AI	Hobli	Maize (Makka)	IRR				Taluk Level	16	3154.26	
113	Mandya	Malavalli	KASABA- AIAIAI	Hobli	Maize (Makka)	IRR				Taluk Level	16	3154.26	
114	Mandya	Malavalli	KIRUGAVALU HOBALI AIAIAI	Hobli	Maize (Makka)	IRR				Taluk Level	16	3154.26	
115	Mandya	Malavalli	KIRUGAVALU HOBALI AIAI	Hobli	Maize (Makka)	IRR				Taluk Level	16	3154.26	
116	Mandya	Malavalli	KIRUGAVALU HOBALI AI	Hobli	Maize (Makka)	IRR				Taluk Level	16	3154.26	
117	Mandya	Malavalli	B G PURA HOBALI AIAI	Hobli	RAGI	IRR		10	2533.98				
118	Mandya	Malavalli	B G PURA HOBALI AI	Hobli	RAGI	IRR		10	2533.98				
119	Mandya	Malavalli	HALAGURU HOBALI	Hobli	RAGI	IRR				Taluk Level	39	2442.15	
120	Mandya	Malavalli	KASABA - AIAI	Hobli	RAGI	IRR		10	2860.17				
121	Mandya	Malavalli	KASABA - AI	Hobli	RAGI	IRR		10	2860.17				
122	Mandya	Malavalli	KASABA- AIAIAI	Hobli	RAGI	IRR		10	2860.17				
123	Mandya	Malavalli	KIRUGAVALU HOBALI AIAIAI	Hobli	RAGI	IRR		10	2660.30				
124	Mandya	Malavalli	KIRUGAVALU HOBALI AIAI	Hobli	RAGI	IRR		10	2660.30				
125	Mandya	Malavalli	KIRUGAVALU HOBALI AI	Hobli	RAGI	IRR		10	2660.30				
126	Mandya	Malavalli	B G PURA HOBALI AIAI	Hobli	RAGI	RF				Taluk Level	36	1676.18	

21:

**Government of Karnataka
Directorate of Economics and Statistics**

Hobli Level Average Yield data for Kharif season 2018-19

S.N	District	Taluk	Insurance Unit (hobli/ GP)	GP/HOBLI	Crop	IRR_R F	Area_Sown_Ha	No_CCE_C onducted	Average Yield(Kg/Ha)	Name_Of_Higher_Level	No_cce Conducted_Higher	Higher average Yield(Kg/Ha)	Neighbouring Yield
127	Mandya	Malavalli	B G PURA HOBALI AI	Hobli	RAGI	RF				Taluk Level	36	1676.18	
128	Mandya	Malavalli	HALAGURU HOBALI	Hobli	RAGI	RF		10	1518.73				
129	Mandya	Malavalli	KASABA - AIAI	Hobli	RAGI	RF				Taluk Level	36	1676.18	
130	Mandya	Malavalli	KASABA - AI	Hobli	RAGI	RF				Taluk Level	36	1676.18	
131	Mandya	Malavalli	KASABA- AIAIAI	Hobli	RAGI	RF				Taluk Level	36	1676.18	
132	Mandya	Malavalli	KIRUGAVALU HOBALI AIAIAI	Hobli	RAGI	RF		10	1798.52				
133	Mandya	Malavalli	KIRUGAVALU HOBALI AIAI	Hobli	RAGI	RF		10	1798.52				
134	Mandya	Malavalli	KIRUGAVALU HOBALI AI	Hobli	RAGI	RF		10	1798.52				
135	Mandya	Malavalli	B G PURA HOBALI AIAI	Hobli	Sesame (Gingelly/Til)/Sesamum	RF		10	1198.84				
136	Mandya	Malavalli	B G PURA HOBALI AI	Hobli	Sesame (Gingelly/Til)/Sesamum	RF		10	1198.84				
137	Mandya	Malavalli	HALAGURU HOBALI	Hobli	Sesame (Gingelly/Til)/Sesamum	RF		10	1261.18				
138	Mandya	Malavalli	KASABA - AIAI	Hobli	Sesame (Gingelly/Til)/Sesamum	RF		10	1080.94				
139	Mandya	Malavalli	KASABA - AI	Hobli	Sesame (Gingelly/Til)/Sesamum	RF		10	1080.94				
140	Mandya	Malavalli	KASABA- AIAIAI	Hobli	Sesame (Gingelly/Til)/Sesamum	RF		10	1080.94				
141	Mandya	Malavalli	KIRUGAVALU HOBALI AIAIAI	Hobli	Sesame (Gingelly/Til)/Sesamum	RF		10	947.06				
142	Mandya	Malavalli	KIRUGAVALU HOBALI AIAI	Hobli	Sesame (Gingelly/Til)/Sesamum	RF		10	947.06				

Government of Karnataka
Directorate of Economics and Statistics

Hobli Level Average Yield data for Kharif season 2018-19

S.N	District	Taluk	Insurance Unit (hobli/ GP)	GP/HOBLI	Crop	IRR_R F	Area_Sown_Ha	No_CCE_C onducted	Average Yield(Kg/Ha)	Name_Of_Higher_Level	No_cce Conducted_Higher	Higher average Yield(Kg/Ha)	Neighbouring Yield
143	Mandya	Malavalli	KIRUGAVALU HOBALI AI	Hobli	Sesame (Gingelly/Til)/Sesamum	RF		10	947.06				
144	Mandya	Malavalli	B G PURA HOBALI AIAI	Hobli	Tomato	NS		10	5516.00				
145	Mandya	Malavalli	B G PURA HOBALI AI	Hobli	Tomato	NS		10	5516.00				
146	Mandya	Malavalli	KASABA - AIAI	Hobli	Tomato	NS		10	14362.32				
147	Mandya	Malavalli	KASABA - AI	Hobli	Tomato	NS		10	14362.32				
148	Mandya	Malavalli	KASABA- AIAIAI	Hobli	Tomato	NS		10	14362.32				
149	Mandya	Malavalli	KIRUGAVALU HOBALI AIAIAI	Hobli	Tomato	NS		10	12048.00				
150	Mandya	Malavalli	KIRUGAVALU HOBALI AIAI	Hobli	Tomato	NS		10	12048.00				
151	Mandya	Malavalli	KIRUGAVALU HOBALI AI	Hobli	Tomato	NS		10	12048.00				
152	Mandya	Mandya	BASARALU - 1	Hobli	Horse Gram (kulthi/kultha)	RF				District Level	39	528.55	
153	Mandya	Mandya	BASARALU - 2	Hobli	Horse Gram (kulthi/kultha)	RF				District Level	39	528.55	
154	Mandya	Mandya	DUDDA - 1	Hobli	Horse Gram (kulthi/kultha)	RF				District Level	39	528.55	
155	Mandya	Mandya	DUDDA - 2	Hobli	Horse Gram (kulthi/kultha)	RF				District Level	39	528.55	
156	Mandya	Mandya	KERAGODU - 2	Hobli	Horse Gram (kulthi/kultha)	RF				District Level	39	528.55	
157	Mandya	Mandya	KERAGODU -1	Hobli	Horse Gram (kulthi/kultha)	RF				District Level	39	528.55	

**Government of Karnataka
Directorate of Economics and Statistics**

Hobli Level Average Yield data for Kharif season 2018-19

S.N	District	Taluk	Insurance Unit (hobli/ GP)	GP/HOBLI	Crop	IRR_R F	Area_Sown_Ha	No_CCE_C onducted	Average Yield(Kg/Ha)	Name_Of Higher_Le vel	No_cce Conducted Higher	Higher average Yield(Kg/Ha)	Neighbouring Yield
158	Mandya	Mandya	KOTTATTI - 1	Hobli	Horse Gram (kulthi/kultha)	RF				District Level	39	528.55	
159	Mandya	Mandya	KOTTATTI - 2	Hobli	Horse Gram (kulthi/kultha)	RF				District Level	39	528.55	
160	Mandya	Mandya	BASARALU - 1	Hobli	RAGI	IRR				Taluk Level	10	2404.76	
161	Mandya	Mandya	BASARALU - 2	Hobli	RAGI	IRR				Taluk Level	10	2404.76	
162	Mandya	Mandya	DUDDA - 1	Hobli	RAGI	IRR						2261.93	Y
163	Mandya	Mandya	DUDDA - 2	Hobli	RAGI	IRR				Taluk Level	10	2404.76	
164	Mandya	Mandya	KASABA - 1	Hobli	RAGI	IRR				Taluk Level	10	2404.76	
165	Mandya	Mandya	KASABA - 2	Hobli	RAGI	IRR				Taluk Level	10	2404.76	
166	Mandya	Mandya	KERAGODU - 2	Hobli	RAGI	IRR						2067.58	Y
167	Mandya	Mandya	KERAGODU - 1	Hobli	RAGI	IRR				Taluk Level	10	2404.76	
168	Mandya	Mandya	KOTTATTI - 1	Hobli	RAGI	IRR				Taluk Level	10	2404.76	
169	Mandya	Mandya	KOTTATTI - 2	Hobli	RAGI	IRR				Taluk Level	10	2404.76	
170	Mandya	Mandya	BASARALU - 1	Hobli	RAGI	RF						658.38	Y
171	Mandya	Mandya	BASARALU - 2	Hobli	RAGI	RF						658.38	Y
172	Mandya	Mandya	DUDDA - 1	Hobli	RAGI	RF						890.16	Y
173	Mandya	Mandya	DUDDA - 2	Hobli	RAGI	RF				Taluk Level	2	1567.89	

**Government of Karnataka
Directorate of Economics and Statistics**

Hobli Level Average Yield data for Kharif season 2018-19

S.N	District	Taluk	Insurance Unit (hobli/ GP)	GP/HOBLI	Crop	IRR_R F	Area_Sown_Ha	No_CCE_C onducted	Average Yield(Kg/Ha)	Name_Of_Higher_Le vel	No_cce Conducted_Higher	Higher average Yield(Kg/Ha)	Neighbouring Yield
174	Mandya	Mandya	KASABA - 1	Hobli	RAGI	RF				Taluk Level	2	1567.89	
175	Mandya	Mandya	KASABA - 2	Hobli	RAGI	RF						1846.06	Y
176	Mandya	Mandya	KERAGODU - 2	Hobli	RAGI	RF						1318.38	Y
177	Mandya	Mandya	KERAGODU -1	Hobli	RAGI	RF						1318.38	Y
178	Mandya	Mandya	KOTTATTI - 1	Hobli	RAGI	RF				Taluk Level	2	1567.89	
179	Mandya	Mandya	KOTTATTI - 2	Hobli	RAGI	RF				Taluk Level	2	1567.89	
180	Mandya	Mandya	BASARALU - 1	Hobli	Sesame (Gingelly/Til)/Sesamum	RF		10	538.71				
181	Mandya	Mandya	BASARALU - 2	Hobli	Sesamc (Gingelly/Til)/Sesamum	RF		10	538.71				
182	Mandya	Mandya	DUDDA - 1	Hobli	Sesame (Gingelly/Til)/Sesamum	RF		10	547.02				
183	Mandya	Mandya	DUDDA - 2	Hobli	Sesame (Gingelly/Til)/Sesamum	RF		10	547.02				
184	Mandya	Mandya	KOTTATTI - 1	Hobli	Sesame (Gingelly/Til)/Sesamum	RF		10	761.75				
185	Mandya	Mandya	KOTTATTI - 2	Hobli	Sesame (Gingelly/Til)/Sesamum	RF		10	761.75				
186	Mandya	Mandya	KERAGODU - 2(H)	Hobli	Sugarcane(Irrigated)	IRR			121170.12				
187	Mandya	Mandya	KERAGODU -1(H)	Hobli	Sugarcane(Irrigated)	IRR			121170.12				
188	Mandya	Mandya	KOTTATTI - 1(H)	Hobli	Sugarcane(Irrigated)	IRR			124132.68				
189	Mandya	Mandya	KOTTATTI - 2(H)	Hobli	Sugarcane(Irrigated)	IRR			124132.68				

87

**Government of Karnataka
Directorate of Economics and Statistics**

Hobli Level Average Yield data for Kharif season 2018-19

S.N	District	Taluk	Insurance Unit (hobli/ GP)	GP/HOBLI	Crop	IRR_R F	Area Sown Ha	No_CCE_C onducted	Average Yield(Kg/Ha)	Name_Of Higher_Level	No_cce Conducted_Higher	Higher average Yield(Kg/Ha)	Neighbouring Yield
190	Mandya	Mandya	BASARALU - 1	Hobli	Tomato	NS		10	8272.00				
191	Mandya	Mandya	BASARALU - 2	Hobli	Tomato	NS		10	8272.00				
192	Mandya	Mandya	DUDDA - 1	Hobli	Tomato	NS		10	6590.00				
193	Mandya	Mandya	DUDDA - 2	Hobli	Tomato	NS		10	6590.00				
194	Mandya	Mandya	KASABA - 1	Hobli	Tomato	NS				Taluk Level	37	10581.19	
195	Mandya	Mandya	KASABA - 2	Hobli	Tomato	NS				Taluk Level	37	10581.19	
196	Mandya	Mandya	KOTTATTI - 1	Hobli	Tomato	NS		10	11876.00				
197	Mandya	Mandya	KOTTATTI - 2	Hobli	Tomato	NS		10	11876.00				
198	Mandya	Nagmangala	BINDIGANAVILE	Hobli	Cowpea/Alasande	RF		10	410.43				
199	Mandya	Nagmangala	DEVALAPURA	Hobli	Cowpea/Alasande	RF		10	216.29				
200	Mandya	Nagmangala	HONAKERE	Hobli	Cowpea/Alasande	RF		10	311.72				
201	Mandya	Nagmangala	KASABA	Hobli	Cowpea/Alasande	RF		10	198.45				
202	Mandya	Nagmangala	BELLURU	Hobli	Horse Gram (kulthi/kultha)	RF				District Level	39	528.55	
203	Mandya	Nagmangala	BINDIGANAVILE	Hobli	Horse Gram (kulthi/kultha)	RF				District Level	39	528.55	
204	Mandya	Nagmangala	DEVALAPURA	Hobli	Horse Gram (kulthi/kultha)	RF				District Level	39	528.55	
205	Mandya	Nagmangala	HONAKERE	Hobli	Horse Gram (kulthi/kultha)	RF				District Level	39	528.55	

**Government of Karnataka
Directorate of Economics and Statistics**

Hobli Level Average Yield data for Kharif season 2018 19

S.N	District	Taluk	Insurance Unit (hobli/ GP)	GP/HOBLI	Crop	IRR_RF	Area_Sown_Ha	No_CCE_Conducted	Average Yield(Kg/Ha)	Name_Of_Higher_Level	No_cce_Conducted_Higher	Higher average Yield(Kg/Ha)	Neighbouring Yield
206	Mandya	Nagmangala	KASABA	Hobli	Horse Gram (kulthi/kultha)	RF				District Level	39	528.55	
207	Mandya	Nagmangala	BELLURU	Hobli	PADDY	IRR		10	3556.93				
208	Mandya	Nagmangala	BINDIGANAVILE	Hobli	PADDY	IRR				Taluk Level	43	3887.98	
209	Mandya	Nagmangala	DEVALAPURA	Hobli	PADDY	IRR				Taluk Level	43	3887.98	
210	Mandya	Nagmangala	HONAKERE	Hobli	PADDY	IRR				Taluk Level	43	3887.98	
211	Mandya	Nagmangala	KASABA	Hobli	PADDY	IRR		10	3028.31				
212	Mandya	Nagmangala	BINDIGANAVILE	Hobli	PADDY	RF				State Level	4674	3755.08	
213	Mandya	Nagmangala	DEVALAPURA	Hobli	PADDY	RF				State Level	4674	3755.08	
214	Mandya	Nagmangala	HONAKERE	Hobli	PADDY	RF				State Level	4674	3755.08	
215	Mandya	Nagmangala	DEVALAPURA	Hobli	Pigeon pea (red gram/arhar/tur)	RF		10	509.33				
216	Mandya	Nagmangala	BELLURU	Hobli	RAGI	IRR				Taluk Level	46	1321.36	
217	Mandya	Nagmangala	BINDIGANAVILE	Hobli	RAGI	IRR		10	1228.77				
218	Mandya	Nagmangala	DEVALAPURA	Hobli	RAGI	IRR				Taluk Level	46	1321.36	
219	Mandya	Nagmangala	HONAKERE	Hobli	RAGI	IRR		10	1439.08				
220	Mandya	Nagmangala	KASABA	Hobli	RAGI	IRR		10	1271.63				
221	Mandya	Nagmangala	BELLURU	Hobli	Sesame (Gingelly/Til)/Sesamum	RF		10	1437.27				

9/1

**Government of Karnataka
Directorate of Economics and Statistics**

Hobli Level Average Yield data for Kharif season 2018-19

S.N	District	Taluk	Insurance Unit (hobli/ GP)	GP/HOBLI	Crop	IRR_R F	Area_Sown_Ha	No_CCE_C onducted	Average Yield(Kg/Ha)	Name_Of_Higher_Level	No_cce_Conducted_Higher	Higher average Yield(Kg/Ha)	Neighbouring Yield
222	Mandya	Nagmangala	BINDIGANAVILE	Hobli	Sesame (Gingelly/Til)/Sesamum	RF		10	693.55				
223	Mandya	Nagmangala	DEVALAPURA	Hobli	Sesame (Gingelly/Til)/Sesamum	RF		10	659.50				
224	Mandya	Nagmangala	HONAKERE	Hobli	Sesame (Gingelly/Til)/Sesamum	RF		10	340.61				
225	Mandya	Nagmangala	KASABA	Hobli	Sesame (Gingelly/Til)/Sesamum	RF		10	381.05				
226	Mandya	Nagmangala	BINDIGANAVILE	Hobli	Sorghum (Jowar/Great Millet)	RF				State Level	1547	1394.58	
227	Mandya	Nagmangala	DEVALAPURA	Hobli	Sorghum (Jowar/Great Millet)	RF				State Level	1547	1394.58	
228	Mandya	Nagmangala	BELLURU	Hobli	Tomato	NS		10	23400.00				
229	Mandya	Nagmangala	BINDIGANAVILE	Hobli	Tomato	NS		10	28120.00				
230	Mandya	Nagmangala	HONAKERE	Hobli	Tomato	NS		10	28684.00				
231	Mandya	Nagmangala	KASABA	Hobli	Tomato	NS		10	25596.00				
232	Mandya	Pandavapura	MELUKOTE	Hobli	Cabbage	NS		10	54924.80				
233	Mandya	Pandavapura	CHINAKURALI	Hobli	Cowpea/Alasande	RF		10	382.38				
234	Mandya	Pandavapura	CHINAKURALI	Hobli	Horse Gram (kulthi/kultha)	RF				District Level	39	528.55	
235	Mandya	Pandavapura	KASABA1	Hobli	Horse Gram (kulthi/kultha)	RF				District Level	39	528.55	
236	Mandya	Pandavapura	KASABA2	Hobli	Horse Gram (kulthi/kultha)	RF				District Level	39	528.55	
237	Mandya	Pandavapura	MELUKOTE	Hobli	Horse Gram (kulthi/kultha)	RF				District Level	39	528.55	

**Government of Karnataka
Directorate of Economics and Statistics**

Hobli Level Average Yield data for Kharif season 2018-19

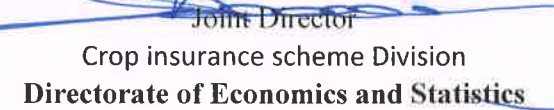
S.N	District	Taluk	Insurance Unit (hobli/ GP)	GP/HOBLI	Crop	IRR_R F	Area_Sown_Ha	No_CCE_C onducted	Average Yield(Kg/Ha)	Name_Of_Higher_Le vel	No_cce Conducted_Higher	Higher average Yield(Kg/Ha)	Neighbouring Yield
238	Mandya	Pandavapura	CHINAKURALI	Hobli	Pigeon pea (red gram/arhar/tur)	RF				Taluk Level	8	895.11	
239	Mandya	Pandavapura	CHINAKURALI	Hobli	RAGI	IRR				Taluk Level	29	2458.50	
240	Mandya	Pandavapura	KASABA1	Hobli	RAGI	IRR		10	2753.24				
241	Mandya	Pandavapura	KASABA2	Hobli	RAGI	IRR		10	2753.24				
242	Mandya	Pandavapura	MELUKOTE	Hobli	RAGI	IRR		10	2450.63				
243	Mandya	Pandavapura	KASABA1(H)	Hobli	Sugarcane(Irrigated)	IRR			104274.00				
244	Mandya	Pandavapura	KASABA2(H)	Hobli	Sugarcane(Irrigated)	IRR			104274.00				
245	Mandya	Pandavapura	CHINAKURALI	Hobli	Tomato	NS		10	14126.00				
246	Mandya	Pandavapura	KASABA1	Hobli	Tomato	NS		10	18032.00				
247	Mandya	Pandavapura	KASABA2	Hobli	Tomato	NS		10	18032.00				
248	Mandya	Pandavapura	MELUKOTE	Hobli	Tomato	NS		10	25955.40				
249	Mandya	Srirangapatna	ARAKERE	Hobli	Horse Gram (kulthi/kultha)	RF				District Level	39	528.55	
250	Mandya	Srirangapatna	BELAGOLA	Hobli	Horse Gram (kulthi/kultha)	RF				District Level	39	528.55	
251	Mandya	Srirangapatna	K SHETTIHALLI-1	Hobli	Horse Gram (kulthi/kultha)	RF				District Level	39	528.55	
252	Mandya	Srirangapatna	K SHETTIHALLI-2	Hobli	Horse Gram (kulthi/kultha)	RF				District Level	39	528.55	
253	Mandya	Srirangapatna	KASABA	Hobli	Horse Gram (kulthi/kultha)	RF				District Level	39	528.55	

97

**Government of Karnataka
Directorate of Economics and Statistics**

Hobli Level Average Yield data for Kharif season 2018-19

S.N	District	Taluk	Insurance Unit (hobli/ GP)	GP/HOBLI	Crop	IRR_R F	Area_Sown_Ha	No_CCE_C onducted	Average Yield(Kg/Ha)	Name_Of_Higher_Level	No_cce Conducted_Higher	Higher average Yield(Kg/Ha)	Neighbouring Yield
254	Mandya	Srirangapatna	ARAKERE	Hobli	RAGI	RF				Taluk Level	2	1031.77	
255	Mandya	Srirangapatna	BELAGOLA	Hobli	RAGI	RF				Taluk Level	2	1031.77	
256	Mandya	Srirangapatna	K SHETTIHALLI-1	Hobli	RAGI	RF				Taluk Level	2	1031.77	
257	Mandya	Srirangapatna	K SHETTIHALLI-2	Hobli	RAGI	RF				Taluk Level	2	1031.77	
258	Mandya	Srirangapatna	KASABA	Hobli	RAGI	RF				Taluk Level	2	1031.77	
259	Mandya	Srirangapatna	ARAKERE	Hobli	Tomato	NS		10	12450.12				
260	Mandya	Srirangapatna	K SHETTIHALLI-1	Hobli	Tomato	NS		10	15930.86				
261	Mandya	Srirangapatna	K SHETTIHALLI-2	Hobli	Tomato	NS		10	15930.86				


 Joint Director
 Crop insurance scheme Division
 Directorate of Economics and Statistics

Government of Karnataka
Directorate of Economics and Statistics
Hobli Level Average Yield data for Kharif season 2018-19

S.N	District	Taluk	Insurance Unit (hobli/ GP)	GP/HOBLI	Crop	IRR_R F	Area Sown_Ha	Nu_CCE_C onducted	Average Yield(Kg/Ha)	Name Of Higher Level	No_cce Conducted_Higher	Higher average Yield(Kg/Ha)	Neighbouring Yield
1	Mysuru	Heggadadevankote	HAMPAPURA	Hobli	Black Gram (urd bean)	RF						483.29	Y
2	Mysuru	Heggadadevankote	SARAGURU	Hobli	Black Gram (urd bean)	RF				Taluk Level	9	291.52	
3	Mysuru	Heggadadevankote	ANTARASANTE	Hobli	COTTON	IRR				State Level	1280	439.42	
4	Mysuru	Heggadadevankote	ANTARASANTE	Hobli	COTTON	RF				Taluk Level	48	234.02	
5	Mysuru	Heggadadevankote	HAMPAPURA	Hobli	COTTON	RF		10	242.62				
6	Mysuru	Heggadadevankote	KANDALIKE	Hobli	COTTON	RF		10	198.26				
7	Mysuru	Heggadadevankote	KASABA	Hobli	COTTON	RF		10	318.50				
8	Mysuru	Heggadadevankote	SARAGURU	Hobli	COTTON	RF		10	228.62				
9	Mysuru	Heggadadevankote	ANTARASANTE	Hobli	Cowpea/Alasande	RF		10	467.24				
10	Mysuru	Heggadadevankote	HAMPAPURA	Hobli	Cowpea/Alasande	RF		10	462.96				
11	Mysuru	Heggadadevankote	KANDALIKE	Hobli	Cowpea/Alasande	RF		10	399.26				
12	Mysuru	Heggadadevankote	KASABA	Hobli	Cowpea/Alasande	RF		10	434.68				
13	Mysuru	Heggadadevankote	SARAGURU	Hobli	Cowpea/Alasande	RF		10	511.45				
14	Mysuru	Heggadadevankote	HAMPAPURA	Hobli	Green Gram (Moong Bean/ Moong)	RF		10	332.18				
15	Mysuru	Heggadadevankote	KASABA	Hobli	Green Gram (Moong Bean/ Moong)	RF				Taluk Level	29	404.88	
16	Mysuru	Heggadadevankote	SARAGURU	Hobli	Green Gram (Moong Bean/ Moong)	RF		10	510.88				

Government of Karnataka
Directorate of Economics and Statistics
Hobli Level Average Yield data for Kharif season 2018-19

S.N	District	Taluk	Insurance Unit (hobli/ GP)	GP/HOBLI	Crop	IRR_R F	Area Sown Ha	No_CCE_C onducted	Average Yield(Kg/Ha)	Name_Of_Higher_Level	No_cce Conducted_Higher	Higher average Yield(Kg/Ha)	Neighbouring Yield
17	Mysuru	Heggadadevankote	ANTARASANTE	Hobli	GROUNDNUT	RF		10	1223.08				
18	Mysuru	Heggadadevankote	KASABA	Hobli	GROUNDNUT	RF		10	1450.99				
19	Mysuru	Heggadadevankote	ANTARASANTE	Hobli	Maize (Makka)	RF				Taluk Level	46	3505.82	
20	Mysuru	Heggadadevankote	HAMPAPURA	Hobli	Maize (Makka)	RF		10	3648.52				
21	Mysuru	Heggadadevankote	KANDALIKE	Hobli	Maize (Makka)	RF				Taluk Level	46	3505.82	
22	Mysuru	Heggadadevankote	KASABA	Hobli	Maize (Makka)	RF				Taluk Level	46	3505.82	
23	Mysuru	Heggadadevankote	SARAGURU	Hobli	Maize (Makka)	RF		10	3577.36				
24	Mysuru	Heggadadevankote	ANTARASANTE	Hobli	Pigeon pea (red gram/arhar/tur)	RF				Taluk Level	48	1015.16	
25	Mysuru	Heggadadevankote	HAMPAPURA	Hobli	Pigeon pea (red gram/arhar/tur)	RF		10	953.91				
26	Mysuru	Heggadadevankote	KANDALIKE	Hobli	Pigeon pea (red gram/arhar/tur)	RF		10	1828.89				
27	Mysuru	Heggadadevankote	KASABA	Hobli	Pigeon pea (red gram/arhar/tur)	RF		10	923.85				
28	Mysuru	Heggadadevankote	SARAGURU	Hobli	Pigeon pea (red gram/arhar/tur)	RF		10	538.69				
29	Mysuru	Heggadadevankote	HAMPAPURA	Hobli	Sesame (Gingelly/Til)/Sesamum	RF		10	899.83				
30	Mysuru	Heggadadevankote	KASABA	Hobli	Sesame (Gingelly/Til)/Sesamum	RF		10	855.04				
31	Mysuru	Heggadadevankote	SARAGURU	Hobli	Sesame (Gingelly/Til)/Sesamum	RF				Taluk Level	27	944.86	
32	Mysuru	Heggadadevankote	HAMPAPURA	Hobli	Sorghum (Jowar/Great Millet)	RF				District Level	49	1306.36	

②

Government of Karnataka
Directorate of Economics and Statistics
Hobli Level Average Yield data for Kharif season 2018-19

S.N	District	Taluk	Insurance Unit (hobli/ GP)	GP/HOBLI	Crop	IRR_R F	Area Sown Ha	No_CCE_C onducted	Average Yield(Kg/Ha)	Name_Of Higher_Level	No_cce Conducted Higher	Higher average Yield(Kg/Ha)	Neighbouring Yield
33	Mysuru	Heggadadevankote	ANTARASANTE(H)	Hobli	Sugarcane(Irrigated)	IRR						113280.00	
34	Mysuru	Heggadadevankote	KANDALIKE(H)	Hobli	Tobacco(Non Irrigated)	RF			197.32				
35	Mysuru	Heggadadevankote	KASABA(H)	Hobli	Tobacco(Non Irrigated)	RF			238.59				
36	Mysuru	Heggadadevankote	HAMPAPURA	Hobli	Tomato	NS		10	25022.00				
37	Mysuru	Heggadadevankote	KASABA	Hobli	Tomato	NS		10	18664.00				
38	Mysuru	Heggadadevankote	ANTARASANTE	Hobli	Turmeric	NS		10	14000.00				
39	Mysuru	Heggadadevankote	HAMPAPURA	Hobli	Turmeric	NS		10	12360.00				
40	Mysuru	Heggadadevankote	KANDALIKE	Hobli	Turmeric	NS		10	14536.80				
41	Mysuru	Heggadadevankote	KASABA	Hobli	Turmeric	NS		10	17142.00				
42	Mysuru	Heggadadevankote	SARAGURU	Hobli	Turmeric	NS		10	16088.00				
43	Mysuru	Hunsur	BILIKERE	Hobli	Black Gram (urd bean)	RF				Taluk Level	12	459.11	
44	Mysuru	Hunsur	GAVADAGERE	Hobli	Black Gram (urd bean)	RF				Taluk Level	12	459.11	
45	Mysuru	Hunsur	BILIKERE	Hobli	COTTON	RF		10	358.83				
46	Mysuru	Hunsur	GAVADAGERE	Hobli	COTTON	RF				Taluk Level	28	373.71	
47	Mysuru	Hunsur	KASABA	Hobli	COTTON	RF		10	316.60				
48	Mysuru	Hunsur	BILIKERE	Hobli	Cowpea/Alasande	RF				Taluk Level	34	543.46	

Government of Karnataka
Directorate of Economics and Statistics
Hobli Level Average Yield data for Kharif season 2018-19

S.N	District	Taluk	Insurance Unit (hobli/ GP)	GP/HOBLI	Crop	IRR_R F	Area_Sown_Ha	No_CCE_C onducted	Average Yield(Kg/Ha)	Name_Of Higher_Le vel	No_cce Conducted_Higher	Higher average Yield(Kg/Ha)	Neighbouring Yield
49	Mysuru	Hunsur	GAVADAGERE	Hobli	Cowpea/Alasande	RF		10	432.37				
50	Mysuru	Hunsur	HANAGODU	Hobli	Cowpea/Alasande	RF		10	684.05				
51	Mysuru	Hunsur	KASABA	Hobli	Cowpea/Alasande	RF		10	495.98				
52	Mysuru	Hunsur	BILIKERE	Hobli	Green Gram (Moong Bean/ Moong)	RF				Taluk Level	10	538.72	
53	Mysuru	Hunsur	GAVADAGERE	Hobli	Green Gram (Moong Bean/ Moong)	RF				Taluk Level	10	538.72	
54	Mysuru	Hunsur	KASABA	Hobli	Green Gram (Moong Bean/ Moong)	RF				Taluk Level	10	538.72	
55	Mysuru	Hunsur	BILIKERE	Hobli	GROUNDNUT	RF				Taluk Level	25	1023.37	
56	Mysuru	Hunsur	GAVADAGERE	Hobli	GROUNDNUT	RF				Taluk Level	25	1023.37	
57	Mysuru	Hunsur	HANAGODU	Hobli	GROUNDNUT	RF				Taluk Level	25	1023.37	
58	Mysuru	Hunsur	KASABA	Hobli	GROUNDNUT	RF				Taluk Level	25	1023.37	
59	Mysuru	Hunsur	BILIKERE	Hobli	Maize (Makka)	IRR				Taluk Level	23	4069.38	
60	Mysuru	Hunsur	HANAGODU	Hobli	Maize (Makka)	IRR				Taluk Level	23	4069.38	
61	Mysuru	Hunsur	KASABA	Hobli	Maize (Makka)	IRR		10	4163.37				
62	Mysuru	Hunsur	BILIKERE	Hobli	PADDY	IRR				Taluk Level	32	4650.17	
63	Mysuru	Hunsur	GAVADAGERE	Hobli	PADDY	IRR				Taluk Level	32	4650.17	
64	Mysuru	Hunsur	HANAGODU	Hobli	PADDY	IRR				Taluk Level	32	4650.17	

91

Government of Karnataka
Directorate of Economics and Statistics
Hobli Level Average Yield data for Kharif season 2018-19

S.N	District	Taluk	Insurance Unit (hobli/ GP)	GP/HOBLI	Crop	IRR_R F	Area Sown_Ha	No_CCE_C onducted	Average Yield(Kg/Ha)	Name_Of_Higher_Level	No_cce Conducted_Higher	Higher average Yield(Kg/Ha)	Neighbouring Yield
65	Mysuru	Hunsur	KASABA	Hobli	PADDY	IRR		10	5367.40				
66	Mysuru	Hunsur	BILIKERE	Hobli	Pigeon pea (red gram/arhar/tur)	RF				Taluk Level	18	1585.91	
67	Mysuru	Hunsur	KASABA	Hobli	Pigeon pea (red gram/arhar/tur)	RF		10	884.95				
68	Mysuru	Hunsur	BILIKERE	Hobli	RAGI	IRR				Taluk Level	26	1683.54	
69	Mysuru	Hunsur	HANAGODU	Hobli	RAGI	IRR		10	1788.85				
70	Mysuru	Hunsur	KASABA	Hobli	RAGI	IRR				Taluk Level	26	1683.54	
71	Mysuru	Hunsur	BILIKERE	Hobli	Sesame (Gingelly/Til)/Sesamum	RF				Taluk Level	36	944.70	
72	Mysuru	Hunsur	GAVADAGERE	Hobli	Sesame (Gingelly/Til)/Sesamum	RF		10	488.23				
73	Mysuru	Hunsur	HANAGODU	Hobli	Sesame (Gingelly/Til)/Sesamum	RF		10	728.06				
74	Mysuru	Hunsur	KASABA	Hobli	Sesame (Gingelly/Til)/Sesamum	RF		10	1252.91				
75	Mysuru	Hunsur	BILIKERE(H)	Hobli	Tobacco(Irrigated)	IRR						1037.24	
76	Mysuru	Hunsur	GAVADAGERE(H)	Hobli	Tobacco(Irrigated)	IRR			882.90				
77	Mysuru	Hunsur	HANAGODU(H)	Hobli	Tobacco(Irrigated)	IRR						1037.24	
78	Mysuru	Hunsur	KASABA(H)	Hobli	Tobacco(Irrigated)	IRR			1426.57				
79	Mysuru	Hunsur	BILIKERE(H)	Hobli	Tobacco(Non Irrigated)	RF			704.30				

**Government of Karnataka
Directorate of Economics and Statistics**

Hobli Level Average Yield data for Kharif season 2018-19

S.N	District	Taluk	Insurance Unit (hobli/ GP)	GP/HOBLI	Crop	IRR_R F	Area_Sown_Ha	No_CCE_C onducted	Average Yield(Kg/Ha)	Name_Of_Higher_Le vel	No_cce Conducted_Higher	Higher average Yield(Kg/Ha)	Neighbouring Yield
80	Mysuru	Hunsur	GAVADAGERE(H)	Hobli	Tobacco(Non Irrigated)	RF			652.12				
81	Mysuru	Hunsur	HANAGODU(H)	Hobli	Tobacco(Non Irrigated)	RF			910.77				
82	Mysuru	Hunsur	KASABA(H)	Hobli	Tobacco(Non Irrigated)	RF			1223.88				
83	Mysuru	Hunsur	BILIKERE	Hobli	Tomato	NS		10	12108.12				
84	Mysuru	Hunsur	BILIKERE	Hobli	Turmeric	NS		10	18272.00				
85	Mysuru	Hunsur	HANAGODU	Hobli	Turmeric	NS		10	19168.00				
86	Mysuru	Hunsur	KASABA	Hobli	Turmeric	NS		10	10236.00				
87	Mysuru	K.R.Nagar	CHUNCHANAKATT E	Hobli	Black Gram (urd bean)	RF		10	506.32				
88	Mysuru	K.R.Nagar	HEBBALU	Hobli	Black Gram (urd bean)	RF				Taluk Level	42	481.06	
89	Mysuru	K.R.Nagar	HOSAGRAHARA	Hobli	Black Gram (urd bean)	RF		10	432.42				
90	Mysuru	K.R.Nagar	KASABA	Hobli	Black Gram (urd bean)	RF				Taluk Level	42	481.06	
91	Mysuru	K.R.Nagar	MIRLE	Hobli	Black Gram (urd bean)	RF				Taluk Level	42	481.06	
92	Mysuru	K.R.Nagar	SALIGRAMA	Hobli	Black Gram (urd bean)	RF				Taluk Level	42	481.06	
93	Mysuru	K.R.Nagar	CHUNCHANAKATT E	Hobli	Cowpea/Alasande	RF				Taluk Level	50	359.02	
94	Mysuru	K.R.Nagar	HEBBALU	Hobli	Cowpea/Alasande	RF				Taluk Level	50	359.02	
95	Mysuru	K.R.Nagar	HOSAGRAHARA	Hobli	Cowpea/Alasande	RF		10	314.22				

(9)

Government of Karnataka
Directorate of Economics and Statistics
Hobli Level Average Yield data for Kharif season 2018-19

S.N	District	Taluk	Insurance Unit (hobli/ GP)	GP/HOBLI	Crop	IRR_R F	Area Sown Ha	No_CCE_C onducted	Average Yield(Kg/Ha)	Name_Of Higher_Level	No_cce Conducted_Higher	Higher average Yield(Kg/Ha)	Neighbouring Yield
96	Mysuru	K.R.Nagar	KASABA	Hobli	Cowpea/Alasande	RF		10	510.37				
97	Mysuru	K.R.Nagar	MIRLE	Hobli	Cowpea/Alasande	RF				Taluk Level	50	359.02	
98	Mysuru	K.R.Nagar	SALIGRAMA	Hobli	Cowpea/Alasande	RF				Taluk Level	50	359.02	
99	Mysuru	K.R.Nagar	CHUNCHANAKATT E	Hobli	Green Gram (Moong Bean/ Moong)	RF				Taluk Level	47	432.85	
100	Mysuru	K.R.Nagar	HEBBALU	Hobli	Green Gram (Moong Bean/ Moong)	RF		10	568.56				
101	Mysuru	K.R.Nagar	HOSAGRAHARA	Hobli	Green Gram (Moong Bean/ Moong)	RF				Taluk Level	47	432.85	
102	Mysuru	K.R.Nagar	KASABA	Hobli	Green Gram (Moong Bean/ Moong)	RF				Taluk Level	47	432.85	
103	Mysuru	K.R.Nagar	MIRLE	Hobli	Green Gram (Moong Bean/ Moong)	RF				Taluk Level	47	432.85	
104	Mysuru	K.R.Nagar	SALIGRAMA	Hobli	Green Gram (Moong Bean/ Moong)	RF				Taluk Level	47	432.85	
105	Mysuru	K.R.Nagar	CHUNCHANAKATT E	Hobli	Maize (Makka)	RF		10	5196.09				
106	Mysuru	K.R.Nagar	HEBBALU	Hobli	Maize (Makka)	RF		10	3139.75				
107	Mysuru	K.R.Nagar	HOSAGRAHARA	Hobli	Maize (Makka)	RF		10	1928.88				
108	Mysuru	K.R.Nagar	KASABA	Hobli	Maize (Makka)	RF		10	3037.78				
109	Mysuru	K.R.Nagar	MIRLE	Hobli	Maize (Makka)	RF		10	1178.57				
110	Mysuru	K.R.Nagar	SALIGRAMA	Hobli	Maize (Makka)	RF		10	2366.49				
111	Mysuru	K.R.Nagar	HOSAGRAHARA	Hobli	Pigeon pea (red gram/arhar/tur)	RF		10	220.52				

32

Government of Karnataka
Directorate of Economics and Statistics

Hobli Level Average Yield data for Kharif season 2018-19

S.N	District	Taluk	Insurance Unit (hobli/ GP)	GP/HOBLI	Crop	IRR_R F	Area_Sown_Ha	No_CCE_C onducted	Average Yield(Kg/Ha)	Name_Of_Higher_Level	No_cce Conducted_Higher	Higher average Yield(Kg/Ha)	Neighbouring Yield
112	Mysuru	K.R.Nagar	CHUNCHANAKATT E	Hobli	RAGI	RF		10	924.55				
113	Mysuru	K.R.Nagar	HEBBALU	Hobli	RAGI	RF				Taluk Level	50	1272.42	
114	Mysuru	K.R.Nagar	HOSAGRAHARA	Hobli	RAGI	RF		10	1275.55				
115	Mysuru	K.R.Nagar	KASABA	Hobli	RAGI	RF				Taluk Level	50	1272.42	
116	Mysuru	K.R.Nagar	MIRLE	Hobli	RAGI	RF				Taluk Level	50	1272.42	
117	Mysuru	K.R.Nagar	SALIGRAMA	Hobli	RAGI	RF				Taluk Level	50	1272.42	
118	Mysuru	K.R.Nagar	CHUNCHANAKATT E	Hobli	Sesame (Gingelly/Til)/Sesamum	RF				Taluk Level	45	780.09	
119	Mysuru	K.R.Nagar	HEBBALU	Hobli	Sesame (Gingelly/Til)/Sesamum	RF				Taluk Level	45	780.09	
120	Mysuru	K.R.Nagar	HOSAGRAHARA	Hobli	Sesame (Gingelly/Til)/Sesamum	RF		10	1150.81				
121	Mysuru	K.R.Nagar	KASABA	Hobli	Sesame (Gingelly/Til)/Sesamum	RF				Taluk Level	45	780.09	
122	Mysuru	K.R.Nagar	MIRLE	Hobli	Sesame (Gingelly/Til)/Sesamum	RF				Taluk Level	45	780.09	
123	Mysuru	K.R.Nagar	SALIGRAMA	Hobli	Sesame (Gingelly/Til)/Sesamum	RF				Taluk Level	45	780.09	
124	Mysuru	K.R.Nagar	CHUNCHANAKATT E(H)	Hobli	Tobacco(Non Irrigated)	RF			587.72				
125	Mysuru	K.R.Nagar	HEBBALU(H)	Hobli	Tobacco(Non Irrigated)	RF			426.72				
126	Mysuru	K.R.Nagar	HOSAGRAHARA(H)	Hobli	Tobacco(Non Irrigated)	RF			404.32				

9/

Government of Karnataka
Directorate of Economics and Statistics
Hobli Level Average Yield data for Kharif season 2018-19

S.N	District	Taluk	Insurance Unit (hobli/ GP)	GP/HOBLI	Crop	IRR_R F	Area_Sown_Ha	No_CCE_C onducted	Average Yield(Kg/Ha)	Name_Of_Higher_Level	No_cce Conducted_Higher	Higher average Yield(Kg/Ha)	Neighbouring Yield
127	Mysuru	K.R.Nagar	KASABA(H)	Hobli	Tobacco(Non Irrigated)	RF			1687.28				
128	Mysuru	K.R.Nagar	MIRLE(H)	Hobli	Tobacco(Non Irrigated)	RF			104.72				
129	Mysuru	K.R.Nagar	SALIGRAMA(H)	Hobli	Tobacco(Non Irrigated)	RF			1648.50				
130	Mysuru	K.R.Nagar	HEBBALU	Hobli	Tomato	NS				Taluk Level	9	38988.53	
131	Mysuru	Mysuru	ILAVALA	Hobli	Black Gram (urd bean)	RF				Taluk Level	35	558.85	
132	Mysuru	Mysuru	JAYAPURA	Hobli	Black Gram (urd bean)	RF				Taluk Level	35	558.85	
133	Mysuru	Mysuru	KASABA	Hobli	Black Gram (urd bean)	RF				Taluk Level	35	558.85	
134	Mysuru	Mysuru	VARUNA	Hobli	Black Gram (urd bean)	RF				Taluk Level	35	558.85	
135	Mysuru	Mysuru	JAYAPURA	Hobli	Cabbage	NS		10	29958.68				
136	Mysuru	Mysuru	JAYAPURA	Hobli	COTTON	RF		10	242.26				
137	Mysuru	Mysuru	ILAVALA	Hobli	Cowpea/Alasande	RF		10	499.91				
138	Mysuru	Mysuru	JAYAPURA	Hobli	Cowpea/Alasande	RF		10	767.14				
139	Mysuru	Mysuru	KASABA	Hobli	Cowpea/Alasande	RF				Taluk Level	35	583.50	
140	Mysuru	Mysuru	VARUNA	Hobli	Cowpea/Alasande	RF				Taluk Level	35	583.50	
141	Mysuru	Mysuru	ILAVALA	Hobli	Green Gram (Moong Bean/ Moong)	RF		10	402.47				

Government of Karnataka
Directorate of Economics and Statistics
Hobli Level Average Yield data for Kharif season 2018-19

S.N	District	Taluk	Insurance Unit (hobli/ GP)	GP/HOBLI	Crop	IRR_R F	Area Sown Ha	No_CCE_C onducted	Average Yield(Kg/Ha)	Name_Of Higher_Level	No_cce Conducted Higher	Higher average Yield(Kg/Ha)	Neighbouring Yield
142	Mysuru	Mysuru	JAYAPURA	Hobli	Green Gram (Moong Bean/ Moong)	RF		10	594.94				
143	Mysuru	Mysuru	KASABA	Hobli	Green Gram (Moong Bean/ Moong)	RF		10	401.76				
144	Mysuru	Mysuru	VARUNA	Hobli	Green Gram (Moong Bean/ Moong)	RF				Taluk Level	39	500.19	
145	Mysuru	Mysuru	VARUNA	Hobli	GROUNDNUT	RF		10	2952.30				
146	Mysuru	Mysuru	ILAVALA	Hobli	Horse Gram (kulthi/kultha)	RF				State Level	1315	480.54	
147	Mysuru	Mysuru	JAYAPURA	Hobli	Horse Gram (kulthi/kultha)	RF				State Level	1315	480.54	
148	Mysuru	Mysuru	KASABA	Hobli	Horse Gram (kulthi/kultha)	RF				State Level	1315	480.54	
149	Mysuru	Mysuru	VARUNA	Hobli	Horse Gram (kulthi/kultha)	RF				State Level	1315	480.54	
150	Mysuru	Mysuru	ILAVALA	Hobli	Maize (Makka)	RF				Taluk Level	8	4266.70	
151	Mysuru	Mysuru	JAYAPURA	Hobli	Maize (Makka)	RF				Taluk Level	8	4266.70	
152	Mysuru	Mysuru	KASABA	Hobli	Maize (Makka)	RF				Taluk Level	8	4266.70	
153	Mysuru	Mysuru	VARUNA	Hobli	Maize (Makka)	RF				Taluk Level	8	4266.70	
154	Mysuru	Mysuru	ILAVALA	Hobli	Pigeon pea (red gram/arhar/tur)	RF		10	724.70				
155	Mysuru	Mysuru	JAYAPURA	Hobli	Pigeon pea (red gram/arhar/tur)	RF		10	1790.46				
156	Mysuru	Mysuru	VARUNA	Hobli	Pigeon pea (red gram/arhar/tur)	RF				Taluk Level	29	1004.55	

(9)

Government of Karnataka
Directorate of Economics and Statistics
Hobli Level Average Yield data for Kharif season 2018-19

S.N	District	Taluk	Insurance Unit (hobli/ GP)	GP/HOBLI	Crop	IRR_R F	Area Sown_Ha	No_CCE_C onducted	Average Yield(Kg/Ha)	Name_Of_Higher_Le vel	No_cce Conducted_Higher	Higher average Yield(Kg/Ha)	Neighbouring Yield
157	Mysuru	Mysuru	JAYAPURA	Hobli	RAGI	IRR		10	2638.15				
158	Mysuru	Mysuru	VARUNA	Hobli	RAGI	IRR				Taluk Level	18	1953.10	
159	Mysuru	Mysuru	ILAVALA	Hobli	RAGI	RF		10	1432.34				
160	Mysuru	Mysuru	JAYAPURA	Hobli	RAGI	RF		10	1147.80				
161	Mysuru	Mysuru	KASABA	Hobli	RAGI	RF		10	1596.60				
162	Mysuru	Mysuru	VARUNA	Hobli	RAGI	RF		10	1061.51				
163	Mysuru	Mysuru	ILAVALA	Hobli	Sesame (Gingelly/Til)/Sesamum	RF		10	802.63				
164	Mysuru	Mysuru	JAYAPURA	Hobli	Sesame (Gingelly/Til)/Sesamum	RF				Taluk Level	26	963.11	
165	Mysuru	Mysuru	KASABA	Hobli	Sesame (Gingelly/Til)/Sesamum	RF				Taluk Level	26	963.11	
166	Mysuru	Mysuru	VARUNA	Hobli	Sesame (Gingelly/Til)/Sesamum	RF				Taluk Level	26	963.11	
167	Mysuru	Mysuru	ILAVALA	Hobli	Sorghum (Jowar/Great Millet)	RF				Taluk Level	10	2535.34	
168	Mysuru	Mysuru	JAYAPURA	Hobli	Sorghum (Jowar/Great Millet)	RF		10	2535.34				
169	Mysuru	Mysuru	VARUNA	Hobli	Sorghum (Jowar/Great Millet)	RF				Taluk Level	10	2535.34	
170	Mysuru	Mysuru	ILAVALA	Hobli	Tomato	NS		10	15380.56				
171	Mysuru	Mysuru	JAYAPURA	Hobli	Tomato	NS		10	8382.64				

82

**Government of Karnataka
Directorate of Economics and Statistics**

Hobli Level Average Yield data for Kharif season 2018-19

S.N	District	Taluk	Insurance Unit (hobli/ GP)	GP/HOBLI	Crop	IRR_R F	Area Sown Ha	No_CCE_C onducted	Average Yield(Kg/Ha)	Name_Of Higher_Level	No_cce Conducted Higher	Higher average Yield(Kg/Ha)	Neighbouring Yield
172	Mysuru	Mysuru	VARUNA	Hobli	Tomato	NS		10	20649.72				
173	Mysuru	Nanjangud	BILIGERE	Hobli	Black Gram (urd bean)	RF				Taluk Level	43	515.72	
174	Mysuru	Nanjangud	CHIKKAYYANACHA TRA	Hobli	Black Gram (urd bean)	RF				Taluk Level	43	515.72	
175	Mysuru	Nanjangud	DODDAKOWLAND E	Hobli	Black Gram (urd bean)	RF		10	453.78				
176	Mysuru	Nanjangud	HULLAHALLI	Hobli	Black Gram (urd bean)	RF				Taluk Level	43	515.72	
177	Mysuru	Nanjangud	KASABA	Hobli	Black Gram (urd bean)	RF				Taluk Level	43	515.72	
178	Mysuru	Nanjangud	BILIGERE	Hobli	COTTON	RF		10	112.09				
179	Mysuru	Nanjangud	CHIKKAYYANACHA TRA	Hobli	COTTON	RF		10	144.36				
180	Mysuru	Nanjangud	DODDAKOWLAND E	Hobli	COTTON	RF		10	61.42				
181	Mysuru	Nanjangud	HULLAHALLI	Hobli	COTTON	RF		10	200.07				
182	Mysuru	Nanjangud	KASABA	Hobli	COTTON	RF		10	135.64				
183	Mysuru	Nanjangud	BILIGERE	Hobli	Cowpea/Alasande	RF				Taluk Level	43	305.83	
184	Mysuru	Nanjangud	CHIKKAYYANACHA TRA	Hobli	Cowpea/Alasande	RF				Taluk Level	43	305.83	
185	Mysuru	Nanjangud	DODDAKOWLAND E	Hobli	Cowpea/Alasande	RF				Taluk Level	43	305.83	
186	Mysuru	Nanjangud	HULLAHALLI	Hobli	Cowpea/Alasande	RF		10	269.19				

Government of Karnataka
Directorate of Economics and Statistics
Hobli Level Average Yield data for Kharif season 2018-19

S.N	District	Taluk	Insurance Unit (hobli/ GP)	GP/HOBLI	Crop	IRR_R F	Area Sown Ha	No_CCE_C onducted	Average Yield(Kg/Ha)	Name_Of Higher_Level	No_cce Conducted_Higher	Higher average Yield(Kg/Ha)	Neighbouring Yield
187	Mysuru	Nanjangud	KASABA	Hobli	Cowpea/Alasande	RF				Taluk Level	43	305.83	
188	Mysuru	Nanjangud	BILIGERE	Hobli	GROUNDNUT	RF				Taluk Level	34	804.17	
189	Mysuru	Nanjangud	DODDAKOWLAND E	Hobli	GROUNDNUT	RF				Taluk Level	34	804.17	
190	Mysuru	Nanjangud	HULLAHALLI	Hobli	GROUNDNUT	RF		10	974.99				
191	Mysuru	Nanjangud	KASABA	Hobli	GROUNDNUT	RF				Taluk Level	34	804.17	
192	Mysuru	Nanjangud	BILIGERE	Hobli	Horse Gram (kulthi/kultha)	RF				State Level	1315	480.54	
193	Mysuru	Nanjangud	CHIKKAYANACHA TRA	Hobli	Horse Gram (kulthi/kultha)	RF				State Level	1315	480.54	
194	Mysuru	Nanjangud	DODDAKOWLAND E	Hobli	Horse Gram (kulthi/kultha)	RF				State Level	1315	480.54	
195	Mysuru	Nanjangud	HULLAHALLI	Hobli	Horse Gram (kulthi/kultha)	RF				State Level	1315	480.54	
196	Mysuru	Nanjangud	KASABA	Hobli	Horse Gram (kulthi/kultha)	RF				State Level	1315	480.54	
197	Mysuru	Nanjangud	DODDAKOWLAND E	Hobli	Maize (Makka)	IRR						4900.42	Y
198	Mysuru	Nanjangud	HULLAHALLI	Hobli	Maize (Makka)	IRR				Taluk Level	6	2872.93	
199	Mysuru	Nanjangud	BILIGERE	Hobli	Maize (Makka)	RF				Taluk Level	19	1467.01	
200	Mysuru	Nanjangud	DODDAKOWLAND E	Hobli	Maize (Makka)	RF				Taluk Level	19	1467.01	
201	Mysuru	Nanjangud	HULLAHALLI	Hobli	Maize (Makka)	RF				Taluk Level	19	1467.01	
202	Mysuru	Nanjangud	KASABA	Hobli	Maize (Makka)	RF				Taluk Level	19	1467.01	

**Government of Karnataka
Directorate of Economics and Statistics**

Hobli Level Average Yield data for Kharif season 2018-19

S.N	District	Taluk	Insurance Unit (hobli/ GP)	GP/HOBLI	Crop	IRR_R F	Area Sown Ha	No_CCE_C onducted	Average Yield(Kg/Ha)	Name_Of_Higher_Level	No_cce Conducted_Higher	Higher average Yield(Kg/Ha)	Neighbouring Yield
203	Mysuru	Nanjangud	BILIGERE	Hobli	Pigeon pea (red gram/arhar/tur)	RF		10	399.04				
204	Mysuru	Nanjangud	CHIKKAYYANACHA TRA	Hobli	Pigeon pea (red gram/arhar/tur)	RF		10	804.59				
205	Mysuru	Nanjangud	DODDAKOWLAND E	Hobli	Pigeon pea (red gram/arhar/tur)	RF				Taluk Level	42	796.34	
206	Mysuru	Nanjangud	HULLAHALLI	Hobli	Pigeon pea (red gram/arhar/tur)	RF		10	1205.12				
207	Mysuru	Nanjangud	KASABA	Hobli	Pigeon pea (red gram/arhar/tur)	RF				Taluk Level	42	796.34	
208	Mysuru	Nanjangud	CHIKKAYYANACHA TRA	Hobli	RAGI	IRR				District Level	82	1810.34	
209	Mysuru	Nanjangud	DODDAKOWLAND E	Hobli	RAGI	IRR				District Level	82	1810.34	
210	Mysuru	Nanjangud	HULLAHALLI	Hobli	RAGI	IRR				District Level	82	1810.34	
211	Mysuru	Nanjangud	BILIGERE	Hobli	RAGI	RF				Taluk Level	45	1659.67	
212	Mysuru	Nanjangud	CHIKKAYYANACHA TRA	Hobli	RAGI	RF		10	3209.62				
213	Mysuru	Nanjangud	DODDAKOWLAND E	Hobli	RAGI	RF				Taluk Level	45	1659.67	
214	Mysuru	Nanjangud	HULLAHALLI	Hobli	RAGI	RF		10	1175.41				
215	Mysuru	Nanjangud	KASABA	Hobli	RAGI	RF		10	1102.58				
216	Mysuru	Nanjangud	BILIGERE	Hobli	Sesame (Gingelly/Til)/Sesamum	RF				Taluk Level	37	1361.33	
217	Mysuru	Nanjangud	CHIKKAYYANACHA TRA	Hobli	Sesame (Gingelly/Til)/Sesamum	RF				Taluk Level	37	1361.33	
218	Mysuru	Nanjangud	DODDAKOWLAND E	Hobli	Sesame (Gingelly/Til)/Sesamum	RF		10	776.43				

97

Government of Karnataka
Directorate of Economics and Statistics
Hobli Level Average Yield data for Kharif season 2018-19

S.N	District	Taluk	Insurance Unit (hobli/ GP)	GP/HOBLI	Crop	IRR_R F	Area_Sown_Ha	No_CCE_C onducted	Average Yield(Kg/Ha)	Name_Of_Higher_Level	No_cce Conducted_Higher	Higher average Yield(Kg/Ha)	Neighbouring Yield
219	Mysuru	Nanjangud	HULLAHALLI	Hobli	Sesame (Gingelly/Til)/Sesamum	RF		10	1130.46				
220	Mysuru	Nanjangud	KASABA	Hobli	Sesame (Gingelly/Til)/Sesamum	RF				Taluk Level	37	1361.33	
221	Mysuru	Nanjangud	BILIGERE	Hobli	Sorghum (Jowar/Great Millet)	RF		10	493.31				
222	Mysuru	Nanjangud	CHIKKAYANACHA TRA	Hobli	Sorghum (Jowar/Great Millet)	RF				Taluk Level	39	991.23	
223	Mysuru	Nanjangud	DODDAKOWLAND E	Hobli	Sorghum (Jowar/Great Millet)	RF		10	813.50				
224	Mysuru	Nanjangud	HULLAHALLI	Hobli	Sorghum (Jowar/Great Millet)	RF		10	1745.69				
225	Mysuru	Nanjangud	KASABA	Hobli	Sorghum (Jowar/Great Millet)	RF				Taluk Level	39	991.23	
226	Mysuru	Nanjangud	BILIGERE(H)	Hobli	Sugarcane(Irrigated)	IRR			97070.40				
227	Mysuru	Nanjangud	DODDAKOWLAND E	Hobli	SUNFLOWER	RF				Taluk Level	24	1182.56	
228	Mysuru	Nanjangud	HULLAHALLI	Hobli	SUNFLOWER	RF		10	973.25				
229	Mysuru	Nanjangud	KASABA	Hobli	SUNFLOWER	RF				Taluk Level	24	1182.56	
230	Mysuru	Nanjangud	HULLAHALLI(H)	Hobli	Tobacco(Non Irrigated)	RF			500.86				
231	Mysuru	Nanjangud	BILIGERE	Hobli	Tomato	NS		10	15419.88				
232	Mysuru	Nanjangud	CHIKKAYANACHA TRA	Hobli	Tomato	NS		10	20927.24				
233	Mysuru	Nanjangud	DODDAKOWLAND E	Hobli	Tomato	NS		10	29146.56				
234	Mysuru	Nanjangud	HULLAHALLI	Hobli	Tomato	NS		10	13722.56				

**Government of Karnataka
Directorate of Economics and Statistics**

Hobli Level Average Yield data for Kharif season 2018-19

S.N	District	Taluk	Insurance Unit (hobli/ GP)	GP/HOBLI	Crop	IRR_R F	Area Sown Ha	No_CCE_C onducted	Average Yield(Kg/Ha)	Name_Of_Higher_Level	No_cce Conducted_Higher	Higher average Yield(Kg/Ha)	Neighbouring Yield
235	Mysuru	Nanjangud	KASABA	Hobli	Tomato	NS		10	35285.20				
236	Mysuru	Nanjangud	BILIGERE	Hobli	Turmeric	NS		10	19044.00				
237	Mysuru	Nanjangud	DODDAKOWLAND E	Hobli	Turmeric	NS				Taluk Level	37	26375.32	
238	Mysuru	Nanjangud	HULLAHALLI	Hobli	Turmeric	NS				Taluk Level	37	26375.32	
239	Mysuru	Nanjangud	KASABA	Hobli	Turmeric	NS		10	23092.00				
240	Mysuru	Periyapatana	BETTADAPURA	Hobli	Cowpea/Alasande	RF				District Level	212	437.53	
241	Mysuru	Periyapatana	HARANAHALLI	Hobli	Cowpea/Alasande	RF				District Level	212	437.53	
242	Mysuru	Periyapatana	BETTADAPURA	Hobli	Maize (Makka)	IRR				Taluk Level	28	5598.59	
243	Mysuru	Periyapatana	HARANAHALLI	Hobli	Maize (Makka)	IRR		10	7074.68				
244	Mysuru	Periyapatana	RAVANDURU	Hobli	Maize (Makka)	IRR		10	6039.59				
245	Mysuru	Periyapatana	BETTADAPURA	Hobli	PADDY	IRR		10	4634.33				
246	Mysuru	Periyapatana	HARANAHALLI	Hobli	PADDY	IRR		10	4069.50				
247	Mysuru	Periyapatana	KASABA	Hobli	PADDY	IRR				Taluk Level	39	4763.16	
248	Mysuru	Periyapatana	RAVANDURU	Hobli	PADDY	IRR		10	5235.04				
249	Mysuru	Periyapatana	BETTADAPURA	Hobli	Potato	RF		10	2168.80				

Government of Karnataka
Directorate of Economics and Statistics
Hobli Level Average Yield data for Kharif season 2018-19

S.N	District	Taluk	Insurance Unit (hobli/ GP)	GP/HOBLI	Crop	IRR_R F	Area Sown Ha	No_CCE_C onducted	Average Yield(Kg/Ha)	Name_Of_Higher_Level	No_cce Conducted_Higher	Higher average Yield(Kg/Ha)	Neighbouring Yield
250	Mysuru	Periyapatana	BETTADAPURA	Hobli	RAGI	RF		10	2372.06				
251	Mysuru	Periyapatana	HARANAHALI	Hobli	RAGI	RF		10	2207.59				
252	Mysuru	Periyapatana	KASABA	Hobli	RAGI	RF				Taluk Level	38	2126.36	
253	Mysuru	Periyapatana	RAVANDURU	Hobli	RAGI	RF		10	1993.34				
254	Mysuru	Periyapatana	BETTADAPURA(H)	Hobli	Tobacco(Non Irrigated)	RF			737.35				
255	Mysuru	Periyapatana	HARANAHALI(H)	Hobli	Tobacco(Non Irrigated)	RF			665.42				
256	Mysuru	Periyapatana	KASABA(H)	Hobli	Tobacco(Non Irrigated)	RF			1674.54				
257	Mysuru	Periyapatana	RAVANDURU(H)	Hobli	Tobacco(Non Irrigated)	RF			979.86				
258	Mysuru	T-Narsipur	BANNURU	Hobli	Black Gram (urd bean)	RF		10	981.67				
259	Mysuru	T-Narsipur	KASABA	Hobli	Black Gram (urd bean)	RF		10	705.88				
260	Mysuru	T-Narsipur	MUGURU	Hobli	Black Gram (urd bean)	RF		10	647.94				
261	Mysuru	T-Narsipur	SOSALE	Hobli	Black Gram (urd bean)	RF				Taluk Level	47	750.27	
262	Mysuru	T-Narsipur	TALAKADU	Hobli	Black Gram (urd bean)	RF		10	837.52				
263	Mysuru	T-Narsipur	MUGURU	Hobli	Cowpea/Alasande	RF				District Level	212	437.53	



Government of Karnataka
Directorate of Economics and Statistics

Hobli Level Average Yield data for Kharif season 2018-19

S.N	District	Taluk	Insurance Unit (hobli/ GP)	GP/HOBLI	Crop	IRR_R F	Area Sown Ha	No_CCE_C onducted	Average Yield(Kg/Ha)	Name_Of Higher_Level	No_cce Conducted_Higher	Higher average Yield(Kg/Ha)	Neighbouring Yield
264	Mysuru	T-Narsipur	KASABA	Hobli	Green Gram (Moong Bean/ Moong)	RF				Taluk Level	22	676.54	
265	Mysuru	T-Narsipur	MUGURU	Hobli	Green Gram (Moong Bean/ Moong)	RF		10	689.07				
266	Mysuru	T-Narsipur	TALAKADU	Hobli	Green Gram (Moong Bean/ Moong)	RF				Taluk Level	22	676.54	
267	Mysuru	T-Narsipur	KASABA	Hobli	GROUNDNUT	IRR				State Level	1114	1166.93	
268	Mysuru	T-Narsipur	BANNURU	Hobli	GROUNDNUT	RF		10	1073.80				
269	Mysuru	T-Narsipur	KASABA	Hobli	GROUNDNUT	RF		10	703.90				
270	Mysuru	T-Narsipur	MUGURU	Hobli	GROUNDNUT	RF		10	587.18				
271	Mysuru	T-Narsipur	KASABA	Hobli	Maize (Makka)	IRR				Taluk Level	18	3559.76	
272	Mysuru	T-Narsipur	SOSALE	Hobli	Maize (Makka)	IRR				Taluk Level	18	3559.76	
273	Mysuru	T-Narsipur	TALAKADU	Hobli	Maize (Makka)	IRR		10	3508.71				
274	Mysuru	T-Narsipur	BANNURU	Hobli	Maize (Makka)	RF				Taluk Level	40	1762.39	


9

Government of Karnataka
Directorate of Economics and Statistics
Hobli Level Average Yield data for Kharif season 2018-19

S.N	District	Taluk	Insurance Unit (hobli/ GP)	GP/HOBLI	Crop	IRR_R F	Area Sown_Ha	No_CCE_C onducted	Average Yield(Kg/Ha)	Name_Of_Higher_Level	No_cce Conducted_Higher	Higher average Yield(Kg/Ha)	Neighbouring Yield
275	Mysuru	T-Narsipur	KASABA	Hobli	Maize (Makka)	RF		10	1566.69				
276	Mysuru	T-Narsipur	MUGURU	Hobli	Maize (Makka)	RF		10	0.00				
277	Mysuru	T-Narsipur	SOSALE	Hobli	Maize (Makka)	RF		10	1829.04				
278	Mysuru	T-Narsipur	TALAKADU	Hobli	Maize (Makka)	RF		10	3653.83				
279	Mysuru	T-Narsipur	BANNURU	Hobli	RAGI	IRR		10	1941.76				
280	Mysuru	T-Narsipur	KASABA	Hobli	RAGI	IRR		10	1902.24				
281	Mysuru	T-Narsipur	MUGURU	Hobli	RAGI	IRR		10	1620.96				
282	Mysuru	T-Narsipur	TALAKADU	Hobli	RAGI	IRR				Taluk Level	38	1829.48	
283	Mysuru	T-Narsipur	BANNURU	Hobli	RAGI	RF				Taluk Level	10	1367.60	
284	Mysuru	T-Narsipur	KASABA	Hobli	RAGI	RF				Taluk Level	10	1367.60	
285	Mysuru	T-Narsipur	MUGURU	Hobli	RAGI	RF				Taluk Level	10	1367.60	
286	Mysuru	T-Narsipur	SOSALE	Hobli	RAGI	RF		10	1367.60				
287	Mysuru	T-Narsipur	TALAKADU	Hobli	RAGI	RF				Taluk Level	10	1367.60	
288	Mysuru	T-Narsipur	KASABA	Hobli	Sesame (Gingelly/Til)/Sesamum	RF				Taluk Level	30	892.74	

Government of Karnataka
Directorate of Economics and Statistics
Hobli Level Average Yield data for Kharif season 2018-19

S.N	District	Taluk	Insurance Unit (hobli/ GP)	GP/HOBLI	Crop	IRR_R F	Area_Sown_Ha	No_CCE_C onducted	Average Yield(Kg/Ha)	Name_Of_Higher_Level	No_cce Conducted_Higher	Higher average Yield(Kg/Ha)	Neighbouring Yield
289	Mysuru	T-Narsipur	MUGURU	Hobli	Sesame (Gingelly/Til)/Sesamum	RF		10	686.97				
290	Mysuru	T-Narsipur	SOSALE	Hobli	Sesame (Gingelly/Til)/Sesamum	RF		10	1067.20				
291	Mysuru	T-Narsipur	TALAKADU	Hobli	Sesame (Gingelly/Til)/Sesamum	RF		10	924.05				
292	Mysuru	T-Narsipur	BANNURU	Hobli	Tomato	NS				Taluk Level	15	20764.48	
293	Mysuru	T-Narsipur	SOSALE	Hobli	Tomato	NS						13917.35	Y


Joint Director
Crop insurance scheme Division
Directorate of Economics and Statistics



Government of Karnataka
Directorate of Economics and Statistics
Hobli Level Average Yield data for Kharif season 2018-19

S.N	District	Taluk	Insurance Unit (hobli/ GP)	GP/HOBLI	Crop	IRR_R F	Area_Sown_Ha	No_CCE_C onducted	Average Yield(Kg/Ha)	Name_Of Higher_Level	No_cce Conducted_Higher	Higher average Yield(Kg/Ha)	Neighbouring Yield
1	Raichur	Devdurga	ARAKERA	Hobli	COTTON	IRR		10	703.15				
2	Raichur	Devdurga	DEVADURGA	Hobli	COTTON	IRR		10	974.11				
3	Raichur	Devdurga	GABBURU	Hobli	COTTON	IRR		10	665.20				
4	Raichur	Devdurga	JALAHALLI	Hobli	COTTON	IRR		10	339.47				
5	Raichur	Devdurga	ARAKERA	Hobli	COTTON	RF				Taluk Level	38	372.72	
6	Raichur	Devdurga	DEVADURGA	Hobli	COTTON	RF		10	306.58				
7	Raichur	Devdurga	GABBURU	Hobli	COTTON	RF		10	308.91				
8	Raichur	Devdurga	JALAHALLI	Hobli	COTTON	RF		10	331.60				
9	Raichur	Devdurga	ARAKERA	Hobli	Green Gram (Moong Bean/ Moong)	RF				Taluk Level	7	249.09	
10	Raichur	Devdurga	DEVADURGA	Hobli	Green Gram (Moong Bean/ Moong)	RF						329.85	Y
11	Raichur	Devdurga	GABBURU	Hobli	Green Gram (Moong Bean/ Moong)	RF						311.02	Y

Government of Karnataka
Directorate of Economics and Statistics
Hobli Level Average Yield data for Kharif season 2018-19

S.N	District	Taluk	Insurance Unit (hobli/ GP)	GP/HOBLI	Crop	IRR_RF	Area Sown Ha	No_CCE_Conducted	Average Yield(Kg/Ha)	Name_Of_Higher_Level	No_cce_Conducted_Higher	Higher average Yield(Kg/Ha)	Neighbouring Yield
12	Raichur	Devdurga	JALAHALLI	Hobli	Green Gram (Moong Bean/ Moong)	RF						335.74	Y
13	Raichur	Devdurga	ARAKERA	Hobli	GROUNDNUT	IRR						918.21	Y
14	Raichur	Devdurga	DEVADURGA	Hobli	GROUNDNUT	IRR						1425.39	Y
15	Raichur	Devdurga	GABBURU	Hobli	GROUNDNUT	IRR						836.02	Y
16	Raichur	Devdurga	JALAHALLI	Hobli	GROUNDNUT	IRR						1396.09	Y
17	Raichur	Devdurga	ARAKERA	Hobli	GROUNDNUT	RF						647.79	Y
18	Raichur	Devdurga	DEVADURGA	Hobli	GROUNDNUT	RF						800.67	Y
19	Raichur	Devdurga	GABBURU	Hobli	GROUNDNUT	RF						593.69	Y
20	Raichur	Devdurga	JALAHALLI	Hobli	GROUNDNUT	RF						861.30	Y
21	Raichur	Devdurga	ARAKERA	Hobli	Onion	IRR				Taluk Level	23	7492.17	
22	Raichur	Devdurga	DEVADURGA	Hobli	Onion	IRR				Taluk Level	23	7492.17	

②

Government of Karnataka
Directorate of Economics and Statistics
Hobli Level Average Yield data for Kharif season 2018-19

S.N	District	Taluk	Insurance Unit (hobli/ GP)	GP/HOBLI	Crop	IRR_R F	Area Sown Ha	No_CCE_C onducted	Average Yield(Kg/Ha)	Name_Of Higher_Level	No_cce Conducted_Higher	Higher average Yield(Kg/Ha)	Neighbouring Yield
23	Raichur	Devdurga	JALAHALLI	Hobli	Onion	IRR		10	8175.60				
24	Raichur	Devdurga	ARAKERA	Hobli	Pearl Millet (Bajra/Bulrush Millet/Spiked Millet)	IRR				Taluk Level	29	1381.32	
25	Raichur	Devdurga	DEVADURGA	Hobli	Pearl Millet (Bajra/Bulrush Millet/Spiked Millet)	IRR				Taluk Level	29	1381.32	
26	Raichur	Devdurga	GABBURU	Hobli	Pearl Millet (Bajra/Bulrush Millet/Spiked Millet)	IRR				Taluk Level	29	1381.32	
27	Raichur	Devdurga	JALAHALLI	Hobli	Pearl Millet (Bajra/Bulrush Millet/Spiked Millet)	IRR		10	1735.39				
28	Raichur	Devdurga	ARAKERA	Hobli	Pigeon pea (red gram/arhar/tur)	IRR		10	816.04				
29	Raichur	Devdurga	DEVADURGA	Hobli	Pigeon pea (red gram/arhar/tur)	IRR		10	838.21				
30	Raichur	Devdurga	ARAKERA	Hobli	Pigeon pea (red gram/arhar/tur)	RF				Taluk Level	36	307.01	
31	Raichur	Devdurga	DEVADURGA	Hobli	Pigeon pea (red gram/arhar/tur)	RF				Taluk Level	36	307.01	
32	Raichur	Devdurga	GABBURU	Hobli	Pigeon pea (red gram/arhar/tur)	RF				Taluk Level	36	307.01	
33	Raichur	Devdurga	JALAHALLI	Hobli	Pigeon pea (red gram/arhar/tur)	RF		10	245.87				
34	Raichur	Devdurga	ARAKERA	Hobli	SUNFLOWER	IRR				Taluk Level	23	1071.85	
35	Raichur	Devdurga	DEVADURGA	Hobli	SUNFLOWER	IRR				Taluk Level	23	1071.85	
36	Raichur	Devdurga	GABBURU	Hobli	SUNFLOWER	IRR				Taluk Level	23	1071.85	
37	Raichur	Devdurga	JALAHALLI	Hobli	SUNFLOWER	IRR				Taluk Level	23	1071.85	

Government of Karnataka
Directorate of Economics and Statistics
Hobli Level Average Yield data for Kharif season 2018-19

S.N	District	Taluk	Insurance Unit (hobli/ GP)	GP/HOBLI	Crop	IRR_R F	Area_Sown_Ha	No_CCE_C onducted	Average Yield(Kg/Ha)	Name_Of_Higher_Level	No_cce Conducted_Higher	Higher average Yield(Kg/Ha)	Neighbouring Yield
38	Raichur	Devdurga	ARAKERA	Hobli	SUNFLOWER	RF						722.39	Y
39	Raichur	Devdurga	DEVADURGA	Hobli	SUNFLOWER	RF						696.54	Y
40	Raichur	Devdurga	GABBURU	Hobli	SUNFLOWER	RF						746.78	Y
41	Raichur	Devdurga	JALAHALLI	Hobli	SUNFLOWER	RF						683.67	Y
42	Raichur	Lingasugur	LINGASUGURU	Hobli	COTTON	IRR		10	482.05				
43	Raichur	Lingasugur	MUDAGAL	Hobli	COTTON	IRR				Taluk Level	19	443.74	
44	Raichur	Lingasugur	LINGASUGURU	Hobli	COTTON	RF		10	251.54				
45	Raichur	Lingasugur	MUDAGAL	Hobli	COTTON	RF				Taluk Level	16	258.14	
46	Raichur	Lingasugur	GURUGUNTA	Hobli	Green Gram (Moong Bean/ Moong)	RF				Taluk Level	16	136.94	
47	Raichur	Lingasugur	LINGASUGURU	Hobli	Green Gram (Moong Bean/ Moong)	RF				Taluk Level	16	136.94	
48	Raichur	Lingasugur	MUDAGAL	Hobli	Green Gram (Moong Bean/ Moong)	RF				Taluk Level	16	136.94	
49	Raichur	Lingasugur	GURUGUNTA	Hobli	GROUNDNUT	IRR		10	1339.64				
50	Raichur	Lingasugur	LINGASUGURU	Hobli	GROUNDNUT	IRR						1125.21	Y
51	Raichur	Lingasugur	GURUGUNTA	Hobli	GROUNDNUT	RF						776.83	Y
52	Raichur	Lingasugur	LINGASUGURU	Hobli	GROUNDNUT	RF						772.47	Y
53	Raichur	Lingasugur	MUDAGAL	Hobli	GROUNDNUT	RF						508.52	Y

Government of Karnataka
Directorate of Economics and Statistics
Hobli Level Average Yield data for Kharif season 2018-19

S.N	District	Taluk	Insurance Unit (hobli/ GP)	GP/HOBLI	Crop	IRR_R F	Area_Sown_Ha	No_CCE_C onducted	Average Yield(Kg/Ha)	Name_Of_Higher_Le vel	No_cce Conducted_Higher	Higher average Yield(Kg/Ha)	Neighbouring Yield
54	Raichur	Lingasugur	GURUGUNTA	Hobli	Horse Gram (kulthi/kultha)	RF				State Level	1315	480.54	
55	Raichur	Lingasugur	MUDAGAL	Hobli	Horse Gram (kulthi/kultha)	RF				State Level	1315	480.54	
56	Raichur	Lingasugur	GURUGUNTA	Hobli	PADDY	IRR		10	2403.94				
57	Raichur	Lingasugur	LINGASUGURU	Hobli	PADDY	IRR		10	2354.12				
58	Raichur	Lingasugur	MUDAGAL	Hobli	PADDY	IRR				Taluk Level	26	2410.48	
59	Raichur	Lingasugur	GURUGUNTA	Hobli	Pearl Millet (Bajra/Bulrush Millet/Spiked Millet)	IRR				Taluk Level	25	1342.44	
60	Raichur	Lingasugur	LINGASUGURU	Hobli	Pearl Millet (Bajra/Bulrush Millet/Spiked Millet)	IRR		10	1871.86				
61	Raichur	Lingasugur	MUDAGAL	Hobli	Pearl Millet (Bajra/Bulrush Millet/Spiked Millet)	IRR				Taluk Level	25	1342.44	
62	Raichur	Lingasugur	GURUGUNTA	Hobli	Pigeon pea (red gram/arhar/tur)	IRR		10	586.21				
63	Raichur	Lingasugur	LINGASUGURU	Hobli	Pigeon pea (red gram/arhar/tur)	IRR		10	634.88				
64	Raichur	Lingasugur	MUDAGAL	Hobli	Pigeon pea (red gram/arhar/tur)	IRR		10	478.14				
65	Raichur	Lingasugur	GURUGUNTA	Hobli	Pigeon pea (red gram/arhar/tur)	RF		10	263.57				
66	Raichur	Lingasugur	LINGASUGURU	Hobli	Pigeon pea (red gram/arhar/tur)	RF		10	317.63				
67	Raichur	Lingasugur	MUDAGAL	Hobli	Pigeon pea (red gram/arhar/tur)	RF		10	257.93				

Government of Karnataka
Directorate of Economics and Statistics
Hobli Level Average Yield data for Kharif season 2018-19

S.N	District	Taluk	Insurance Unit (hobli/ GP)	GP/HOBLI	Crop	IRR_R F	Area_Sown_Ha	No_CCE_C onducted	Average Yield(Kg/Ha)	Name_Of_Higher_Level	No_cce Conducted_Higher	Higher average Yield(Kg/Ha)	Neighbouring Yield
68	Raichur	Lingasugur	GURUGUNTA	Hobli	Sesame (Gingelly/Til)/Sesamum	RF						249.70	Y
69	Raichur	Lingasugur	LINGASUGURU	Hobli	Sesame (Gingelly/Til)/Sesamum	RF						369.24	Y
70	Raichur	Lingasugur	MUDAGAL	Hobli	Sesame (Gingelly/Til)/Sesamum	RF						449.01	Y
71	Raichur	Lingasugur	GURUGUNTA	Hobli	SUNFLOWER	IRR		10	1631.68				
72	Raichur	Lingasugur	LINGASUGURU	Hobli	SUNFLOWER	IRR				Taluk Level	26	1296.77	
73	Raichur	Lingasugur	MUDAGAL	Hobli	SUNFLOWER	IRR				Taluk Level	26	1296.77	
74	Raichur	Manvi	HAI APURA	Hobli	COTTON	IRR				Taluk Level	35	201.31	
75	Raichur	Manvi	HIREKOTNIKALA	Hobli	COTTON	IRR		10	168.54				
76	Raichur	Manvi	KALLURU	Hobli	COTTON	IRR				Taluk Level	35	201.31	
77	Raichur	Manvi	KAVITALA	Hobli	COTTON	IRR				Taluk Level	35	201.31	
78	Raichur	Manvi	MALLATA	Hobli	COTTON	IRR				Taluk Level	35	201.31	
79	Raichur	Manvi	MANAVI	Hobli	COTTON	IRR				Taluk Level	35	201.31	
80	Raichur	Manvi	SIRAVARA	Hobli	COTTON	IRR				Taluk Level	35	201.31	
81	Raichur	Manvi	HALAPURA	Hobli	COTTON	RF				Taluk Level	36	95.76	
82	Raichur	Manvi	HIREKOTNIKALA	Hobli	COTTON	RF				Taluk Level	36	95.76	

51

Government of Karnataka
Directorate of Economics and Statistics
Hobli Level Average Yield data for Kharif season 2018-19

S.N	District	Taluk	Insurance Unit (hobli/ GP)	GP/HOBLI	Crop	IRR_R F	Area Sown Ha	No_CCE_C onducted	Average Yield(Kg/Ha)	Name_Of Higher_Level	No_cce Conducted_Higher	Higher average Yield(Kg/Ha)	Neighbouring Yield
83	Raichur	Manvi	KALLURU	Hobli	COTTON	RF				Taluk Level	36	95.76	
84	Raichur	Manvi	KAVITALA	Hobli	COTTON	RF				Taluk Level	36	95.76	
85	Raichur	Manvi	KURDI	Hobli	COTTON	RF				Taluk Level	36	95.76	
86	Raichur	Manvi	MALLATA	Hobli	COTTON	RF				Taluk Level	36	95.76	
87	Raichur	Manvi	MANAVI	Hobli	COTTON	RF				Taluk Level	36	95.76	
88	Raichur	Manvi	PAMANAKALLURA	Hobli	COTTON	RF				Taluk Level	36	95.76	
89	Raichur	Manvi	SIRAVARA	Hobli	COTTON	RF				Taluk Level	36	95.76	
90	Raichur	Manvi	KALLURU	Hobli	Green Gram (Moong Bean/ Moong)	RF				District Level	34	242.45	
91	Raichur	Manvi	KAVITALA	Hobli	Green Gram (Moong Bean/ Moong)	RF				District Level	34	242.45	
92	Raichur	Manvi	KURDI	Hobli	Green Gram (Moong Bean/ Moong)	RF				District Level	34	242.45	
93	Raichur	Manvi	PAMANAKALLURA	Hobli	Green Gram (Moong Bean/ Moong)	RF				District Level	34	242.45	
94	Raichur	Manvi	KURDI	Hobli	GROUNDNUT	IRR				District Level	32	1086.47	
95	Raichur	Manvi	KAVITALA	Hobli	GROUNDNUT	RF						679.05	Y
96	Raichur	Manvi	KURDI	Hobli	GROUNDNUT	RF						392.33	Y
97	Raichur	Manvi	MALLATA	Hobli	GROUNDNUT	RF				Taluk Level	2	104.39	

Government of Karnataka
Directorate of Economics and Statistics
Hobli Level Average Yield data for Kharif season 2018-19

S.N	District	Taluk	Insurance Unit (hobli/ GP)	GP/HOBLI	Crop	IRR_R F	Area_Sown_Ha	No_CCE_C onducted	Average Yield(Kg/Ha)	Name_Of_Higher_Level	No_cce Conducted_Higher	Higher average Yield(Kg/Ha)	Neighbouring Yield
98	Raichur	Manvi	MANAVI	Hobli	GROUNDNUT	RF				Taluk Level	2	104.39	
99	Raichur	Manvi	PAMANAKALLURA	Hobli	GROUNDNUT	RF						608.93	Y
100	Raichur	Manvi	KAVITALA	Hobli	Onion	IRR				Taluk Level	19	11781.07	
101	Raichur	Manvi	KURDI	Hobli	Onion	IRR		10	19240.04				
102	Raichur	Manvi	PAMANAKALLURA	Hobli	Onion	IRR				Taluk Level	19	11781.07	
103	Raichur	Manvi	KALLURU	Hobli	Pearl Millet (Bajra/Bulrush Millet/Spiked Millet)	IRR				Taluk Level	6	2327.55	
104	Raichur	Manvi	KAVITALA	Hobli	Pearl Millet (Bajra/Bulrush Millet/Spiked Millet)	IRR						1590.85	Y
105	Raichur	Manvi	HALAPURA	Hobli	Pearl Millet (Bajra/Bulrush Millet/Spiked Millet)	RF				Taluk Level	44	671.04	
106	Raichur	Manvi	HIREKOTNIKALA	Hobli	Pearl Millet (Bajra/Bulrush Millet/Spiked Millet)	RF				Taluk Level	44	671.04	
107	Raichur	Manvi	KALLURU	Hobli	Pearl Millet (Bajra/Bulrush Millet/Spiked Millet)	RF				Taluk Level	44	671.04	
108	Raichur	Manvi	KAVITALA	Hobli	Pearl Millet (Bajra/Bulrush Millet/Spiked Millet)	RF		10	611.09				
109	Raichur	Manvi	KURDI	Hobli	Pearl Millet (Bajra/Bulrush Millet/Spiked Millet)	RF				Taluk Level	44	671.04	
110	Raichur	Manvi	MALLATA	Hobli	Pearl Millet (Bajra/Bulrush Millet/Spiked Millet)	RF				Taluk Level	44	671.04	
111	Raichur	Manvi	MANAVI	Hobli	Pearl Millet (Bajra/Bulrush Millet/Spiked Millet)	RF				Taluk Level	44	671.04	
112	Raichur	Manvi	PAMANAKALLURA	Hobli	Pearl Millet (Bajra/Bulrush Millet/Spiked Millet)	RF				Taluk Level	44	671.04	

(Signature)

Government of Karnataka
Directorate of Economics and Statistics
Hobli Level Average Yield data for Kharif season 2018-19

S.N	District	Taluk	Insurance Unit (hobli/ GP)	GP/HOBLI	Crop	IRR_R F	Area Sown_Ha	No_CCE_C onducted	Average Yield(Kg/Ha)	Name_Of_Higher_Le vel	No_cce Conducted_Higher	Higher average Yield(Kg/Ha)	Neighbouring Yield
113	Raichur	Manvi	SIRAVARA	Hobli	Pearl Millet (Bajra/Bulrush Millet/Spiked Millet)	RF				Taluk Level	44	671.04	
114	Raichur	Manvi	KAVITALA	Hobli	Pigeon pea (red gram/arhar/tur)	IRR		10	507.25				
115	Raichur	Manvi	HALAPURA	Hobli	Pigeon pea (red gram/arhar/tur)	RF				Taluk Level	33	195.40	
116	Raichur	Manvi	HIREKOTNIKALA	Hobli	Pigeon pea (red gram/arhar/tur)	RF				Taluk Level	33	195.40	
117	Raichur	Manvi	KALLURU	Hobli	Pigeon pea (red gram/arhar/tur)	RF				Taluk Level	33	195.40	
118	Raichur	Manvi	KAVITALA	Hobli	Pigeon pea (red gram/arhar/tur)	RF		10	170.29				
119	Raichur	Manvi	KURDI	Hobli	Pigeon pea (red gram/arhar/tur)	RF				Taluk Level	33	195.40	
120	Raichur	Manvi	MALLATA	Hobli	Pigeon pea (red gram/arhar/tur)	RF				Taluk Level	33	195.40	
121	Raichur	Manvi	MANAVI	Hobli	Pigeon pea (red gram/arhar/tur)	RF				Taluk Level	33	195.40	
122	Raichur	Manvi	PAMANAKALLURA	Hobli	Pigeon pea (red gram/arhar/tur)	RF				Taluk Level	33	195.40	
123	Raichur	Manvi	SIRAVARA	Hobli	Pigeon pea (red gram/arhar/tur)	RF				Taluk Level	33	195.40	
124	Raichur	Manvi	PAMANAKALLURA	Hobli	Sesame (Gingelly/Til)/Sesamum	RF				District Level	23	390.69	
125	Raichur	Manvi	HALAPURA	Hobli	SUNFLOWER	IRR						1088.66	Y
126	Raichur	Manvi	HIREKOTNIKALA	Hobli	SUNFLOWER	IRR						1613.55	Y
127	Raichur	Manvi	KALLURU	Hobli	SUNFLOWER	IRR						1613.55	Y

Government of Karnataka
Directorate of Economics and Statistics
Hobli Level Average Yield data for Kharif season 2018-19

S.N	District	Taluk	Insurance Unit (hobli/ GP)	GP/HOBLI	Crop	IRR_R F	Area Sown Ha	No_CCE_C onducted	Average Yield(Kg/Ha)	Name_Of_Higher_Level	No_cce Conducted_Higher	Higher average Yield(Kg/Ha)	Neighbouring Yield
128	Raichur	Manvi	KAVITALA	Hobli	SUNFLOWER	IRR						1214.86	Y
129	Raichur	Manvi	KURDI	Hobli	SUNFLOWER	IRR				Taluk Level	14	1090.13	
130	Raichur	Manvi	MALLATA	Hobli	SUNFLOWER	IRR						1203.00	Y
131	Raichur	Manvi	MANAVI	Hobli	SUNFLOWER	IRR						1613.55	Y
132	Raichur	Manvi	PAMANAKALLURA	Hobli	SUNFLOWER	IRR						1208.30	Y
133	Raichur	Manvi	SIRAVARA	Hobli	SUNFLOWER	IRR						1126.15	Y
134	Raichur	Manvi	HALAPURA	Hobli	SUNFLOWER	RF						432.32	Y
135	Raichur	Manvi	HIREKOTNIKALA	Hobli	SUNFLOWER	RF				Taluk Level	8	558.39	
136	Raichur	Manvi	KALLURU	Hobli	SUNFLOWER	RF				Taluk Level	8	558.39	
137	Raichur	Manvi	KAVITALA	Hobli	SUNFLOWER	RF						657.85	Y
138	Raichur	Manvi	KURDI	Hobli	SUNFLOWER	RF						253.58	Y
139	Raichur	Manvi	MALLATA	Hobli	SUNFLOWER	RF						772.73	Y
140	Raichur	Manvi	MANAVI	Hobli	SUNFLOWER	RF				Taluk Level	8	558.39	
141	Raichur	Manvi	PAMANAKALLURA	Hobli	SUNFLOWER	RF						489.92	Y
142	Raichur	Manvi	SIRAVARA	Hobli	SUNFLOWER	RF						782.50	Y

(9)

Government of Karnataka
Directorate of Economics and Statistics
Hobli Level Average Yield data for Kharif season 2018-19

S.N	District	Taluk	Insurance Unit (hobli/ GP)	GP/HOBLI	Crop	IRR_R F	Area_Sown_Ha	No_CCE_C onducted	Average Yield(Kg/Ha)	Name_Of_Higher_Level	No_cce Conducted_Higher	Higher average Yield(Kg/Ha)	Neighbouring Yield
143	Raichur	Maski	MASKI	Hobli	COTTON	IRR		10	434.35				
144	Raichur	Maski	MASKI	Hobli	COTTON	RF		10	310.16				
145	Raichur	Maski	MASKI	Hobli	Green Gram (Moong Bean/ Moong)	RF						239.54	Y
146	Raichur	Maski	MASKI	Hobli	GROUNDNUT	RF				District Level	21	621.81	
147	Raichur	Maski	MASKI	Hobli	Horse Gram (kulthi/kultha)	RF				State Level	1315	480.54	
148	Raichur	Maski	MASKI	Hobli	PADDY	IRR		10	3259.56				
149	Raichur	Maski	MASKI	Hobli	Pearl Millet (Bajra/Bulrush Millet/Spiked Millet)	IRR		10	1451.74				
150	Raichur	Maski	MASKI	Hobli	Pigeon pea (red gram/arhar/tur)	IRR		10	710.59				
151	Raichur	Maski	MASKI	Hobli	Pigeon pea (red gram/arhar/tur)	RF		10	540.25				
152	Raichur	Maski	MASKI	Hobli	Sesame (Gingelly/Til)/Sesamum	RF						481.33	Y
153	Raichur	Maski	MASKI	Hobli	SUNFLOWER	IRR		10	1139.20				
154	Raichur	Raichur	CHANDRABANDA	Hobli	COTTON	IRR		10	271.20				
155	Raichur	Raichur	DEVASUGURU	Hobli	COTTON	IRR		10	848.88				
156	Raichur	Raichur	GILLESUGURU	Hobli	COTTON	IRR		10	551.31				
157	Raichur	Raichur	KALAMALA	Hobli	COTTON	IRR				Taluk Level	54	378.47	

Government of Karnataka
Directorate of Economics and Statistics
Hobli Level Average Yield data for Kharif season 2018-19

S.N	District	Taluk	Insurance Unit (hobli/ GP)	GP/HOBLI	Crop	IRR_R F	Area_Sown_Ha	No_CCE_C onducted	Average Yield(Kg/Ha)	Name_Of_Higher_Level	No_cce Conducted_Higher	Higher average Yield(Kg/Ha)	Neighbouring Yield
158	Raichur	Raichur	RAYACHURU	Hobli	COTTON	IRR				Taluk Level	54	378.47	
159	Raichur	Raichur	YARAGERA	Hobli	COTTON	IRR		10	84.70				
160	Raichur	Raichur	CHANDRABANDA	Hobli	COTTON	RF		10	272.22				
161	Raichur	Raichur	DEVASUGURU	Hobli	COTTON	RF				Taluk Level	32	145.68	
162	Raichur	Raichur	GILLESUGURU	Hobli	COTTON	RF				Taluk Level	32	145.68	
163	Raichur	Raichur	KALAMALA	Hobli	COTTON	RF				Taluk Level	32	145.68	
164	Raichur	Raichur	RAYACHURU	Hobli	COTTON	RF				Taluk Level	32	145.68	
165	Raichur	Raichur	YARAGERA	Hobli	COTTON	RF				Taluk Level	32	145.68	
166	Raichur	Raichur	CHANDRABANDA	Hobli	Green Gram (Moong Bean/ Moong)	RF				District Level	34	242.45	
167	Raichur	Raichur	DEVASUGURU	Hobli	Green Gram (Moong Bean/ Moong)	RF				District Level	34	242.45	
168	Raichur	Raichur	KALAMALA	Hobli	Green Gram (Moong Bean/ Moong)	RF				District Level	34	242.45	
169	Raichur	Raichur	RAYACHURU	Hobli	Green Gram (Moong Bean/ Moong)	RF				District Level	34	242.45	
170	Raichur	Raichur	YARAGERA	Hobli	Green Gram (Moong Bean/ Moong)	RF				District Level	34	242.45	
171	Raichur	Raichur	CHANDRABANDA	Hobli	GROUNDNUT	IRR						920.52	Y
172	Raichur	Raichur	DEVASUGURU	Hobli	GROUNDNUT	IRR						920.52	Y
173	Raichur	Raichur	RAYACHURU	Hobli	GROUNDNUT	IRR						1001.77	Y

Government of Karnataka
Directorate of Economics and Statistics
Hobli Level Average Yield data for Kharif season 2018-19

S.N	District	Taluk	Insurance Unit (hobli/ GP)	GP/HOBLI	Crop	IRR_R F	Area_Sown_Ha	No_CCE_C onducted	Average Yield(Kg/Ha)	Name_Of_Higher_Level	No_cce Conducted Higher	Higher average Yield(Kg/Ha)	Neighbouring Yield
174	Raichur	Raichur	YARAGERA	Hobli	GROUNDNUT	IRR						1489.31	Y
175	Raichur	Raichur	CHANDRABANDA	Hobli	GROUNDNUT	RF						493.26	Y
176	Raichur	Raichur	DEVASUGURU	Hobli	GROUNDNUT	RF						500.21	Y
177	Raichur	Raichur	GILLESUGURU	Hobli	GROUNDNUT	RF						392.33	Y
178	Raichur	Raichur	RAYACHURU	Hobli	GROUNDNUT	RF						468.03	Y
179	Raichur	Raichur	YARAGERA	Hobli	GROUNDNUT	RF						392.33	Y
180	Raichur	Raichur	GILLESUGURU	Hobli	PADDY	RF						0.00	Y
181	Raichur	Raichur	CHANDRABANDA	Hobli	Pearl Millet (Bajra/Bulrush Millet/Spiked Millet)	RF				Taluk Level	10	677.83	
182	Raichur	Raichur	DEVASUGURU	Hobli	Pearl Millet (Bajra/Bulrush Millet/Spiked Millet)	RF						1386.65	Y
183	Raichur	Raichur	GILLESUGURU	Hobli	Pearl Millet (Bajra/Bulrush Millet/Spiked Millet)	RF		10	677.83				
184	Raichur	Raichur	KALAMALA	Hobli	Pearl Millet (Bajra/Bulrush Millet/Spiked Millet)	RF						1105.19	Y
185	Raichur	Raichur	RAYACHURU	Hobli	Pearl Millet (Bajra/Bulrush Millet/Spiked Millet)	RF						982.19	Y
186	Raichur	Raichur	YARAGERA	Hobli	Pearl Millet (Bajra/Bulrush Millet/Spiked Millet)	RF						924.46	Y

Government of Karnataka
Directorate of Economics and Statistics
Hobli Level Average Yield data for Kharif season 2018-19

S.N	District	Taluk	Insurance Unit (hobli/ GP)	GP/HOBLI	Crop	IRR_R F	Area_Sown_Ha	No_CCE_C onducted	Average Yield(Kg/Ha)	Name_Of_Higher_Level	No_cce Conducted_Higher	Higher average Yield(Kg/Ha)	Neighbouring Yield
187	Raichur	Raichur	CHANDRABANDA	Hobli	Pigeon pea (red gram/arhar/tur)	IRR				District Level	70	653.04	
188	Raichur	Raichur	GILLESUGURU	Hobli	Sorghum (Jowar/Great Millet)	RF				State Level	1547	1394.58	
189	Raichur	Raichur	CHANDRABANDA	Hobli	SUNFLOWER	IRR				District Level	80	1221.81	
190	Raichur	Raichur	DEVASUGURU	Hobli	SUNFLOWER	IRR				District Level	80	1221.81	
191	Raichur	Raichur	GILLESUGURU	Hobli	SUNFLOWER	IRR				District Level	80	1221.81	
192	Raichur	Raichur	YARAGERA	Hobli	SUNFLOWER	IRR				District Level	80	1221.81	
193	Raichur	Raichur	CHANDRABANDA	Hobli	SUNFLOWER	RF						758.70	Y
194	Raichur	Raichur	DEVASUGURU	Hobli	SUNFLOWER	RF						758.70	Y
195	Raichur	Raichur	GILLESUGURU	Hobli	SUNFLOWER	RF		10	253.58				
196	Raichur	Raichur	KALAMALA	Hobli	SUNFLOWER	RF						253.58	Y
197	Raichur	Raichur	RAYACHURU	Hobli	SUNFLOWER	RF				Taluk Level	12	337.77	
198	Raichur	Raichur	YARAGERA	Hobli	SUNFLOWER	RF						253.58	Y
199	Raichur	Sindhanur	BADARLI	Hobli	COTTON	IRR				Taluk Level	32	282.85	
200	Raichur	Sindhanur	GUNJALLI	Hobli	COTTON	IRR		10	364.16				
201	Raichur	Sindhanur	HEDAGINALA	Hobli	COTTON	IRR		10	123.43				
202	Raichur	Sindhanur	JAVALAGERA	Hobli	COTTON	IRR				Taluk Level	32	282.85	

Government of Karnataka
Directorate of Economics and Statistics
Hobli Level Average Yield data for Kharif season 2018-19

S.N	District	Taluk	Insurance Unit (hobli/ GP)	GP/HOBLI	Crop	IRR_R F	Area_Sown_Ha	No_CCE_C onducted	Average Yield(Kg/Ha)	Name_Of_Higher_Level	No_cce Conducted_Higher	Higher average Yield(Kg/Ha)	Neighbouring Yield
203	Raichur	Sindhanur	SINDHANURA	Hobli	COTTON	IRR				Taluk Level	32	282.85	
204	Raichur	Sindhanur	TURVIHALA	Hobli	COTTON	IRR				Taluk Level	32	282.85	
205	Raichur	Sindhanur	BADARLI	Hobli	COTTON	RF						168.09	Y
206	Raichur	Sindhanur	BALAGANURA	Hobli	COTTON	RF						46.10	Y
207	Raichur	Sindhanur	GOREBALA	Hobli	COTTON	RF						38.36	Y
208	Raichur	Sindhanur	GUDADURA	Hobli	COTTON	RF						290.15	Y
209	Raichur	Sindhanur	HEDAGINALA	Hobli	COTTON	RF						200.16	Y
210	Raichur	Sindhanur	HUDA	Hobli	COTTON	RF						156.98	Y
211	Raichur	Sindhanur	JALIHALA	Hobli	COTTON	RF				Taluk Level	14	57.90	
212	Raichur	Sindhanur	JAVALAGERA	Hobli	COTTON	RF						48.28	Y
213	Raichur	Sindhanur	KUNNATAGI	Hobli	COTTON	RF				Taluk Level	14	57.90	
214	Raichur	Sindhanur	SALGUNDA	Hobli	COTTON	RF		10	38.36				
215	Raichur	Sindhanur	SINDHANURA	Hobli	COTTON	RF						38.36	Y
216	Raichur	Sindhanur	TURVIHALA	Hobli	COTTON	RF						227.12	Y
217	Raichur	Sindhanur	VALKANDINNI	Hobli	COTTON	RF						54.09	Y
218	Raichur	Sindhanur	GUNJALLI	Hobli	Green Gram (Moong Bean/ Moong)	RF						391.69	Y

Government of Karnataka
Directorate of Economics and Statistics
Hobli Level Average Yield data for Kharif season 2018-19

S.N	District	Taluk	Insurance Unit (hobli/ GP)	GP/HOBLI	Crop	IRR_R F	Area_Sown_Ha	No_CCE_C onducted	Average Yield(Kg/Ha)	Name_Of_Higher_Level	No_cce Conducted_Higher	Higher average Yield(Kg/Ha)	Neighbouring Yield
219	Raichur	Sindhanur	TURVIHALA	Hobli	Green Gram (Moong Bean/ Moong)	RF						161.69	Y
220	Raichur	Sindhanur	HUDA	Hobli	Maize (Makka)	IRR						3128.77	Y
221	Raichur	Sindhanur	SINDHANURA	Hobli	Maize (Makka)	IRR				Taluk Level	2	7996.51	
222	Raichur	Sindhanur	SINDHANURA	Hobli	Pearl Millet (Bajra/Bulrush Millet/Spiked Millet)	IRR				Taluk Level	2	705.63	
223	Raichur	Sindhanur	TURVIHALA	Hobli	Pearl Millet (Bajra/Bulrush Millet/Spiked Millet)	IRR						977.15	Y
224	Raichur	Sindhanur	BADARLI	Hobli	Pearl Millet (Bajra/Bulrush Millet/Spiked Millet)	RF				Taluk Level	23	618.50	
225	Raichur	Sindhanur	BALAGANURA	Hobli	Pearl Millet (Bajra/Bulrush Millet/Spiked Millet)	RF				Taluk Level	23	618.50	
226	Raichur	Sindhanur	GOREBALA	Hobli	Pearl Millet (Bajra/Bulrush Millet/Spiked Millet)	RF				Taluk Level	23	618.50	
227	Raichur	Sindhanur	GUDADURA	Hobli	Pearl Millet (Bajra/Bulrush Millet/Spiked Millet)	RF				Taluk Level	23	618.50	
228	Raichur	Sindhanur	GUNJALLI	Hobli	Pearl Millet (Bajra/Bulrush Millet/Spiked Millet)	RF				Taluk Level	23	618.50	
229	Raichur	Sindhanur	HEDAGINALA	Hobli	Pearl Millet (Bajra/Bulrush Millet/Spiked Millet)	RF				Taluk Level	23	618.50	
230	Raichur	Sindhanur	HUDA	Hobli	Pearl Millet (Bajra/Bulrush Millet/Spiked Millet)	RF				Taluk Level	23	618.50	
231	Raichur	Sindhanur	JALIHALA	Hobli	Pearl Millet (Bajra/Bulrush Millet/Spiked Millet)	RF				Taluk Level	23	618.50	
232	Raichur	Sindhanur	JAVALAGERA	Hobli	Pearl Millet (Bajra/Bulrush Millet/Spiked Millet)	RF				Taluk Level	23	618.50	
233	Raichur	Sindhanur	KUNNATAGI	Hobli	Pearl Millet (Bajra/Bulrush Millet/Spiked Millet)	RF				Taluk Level	23	618.50	
234	Raichur	Sindhanur	SALGUNDA	Hobli	Pearl Millet (Bajra/Bulrush Millet/Spiked Millet)	RF				Taluk Level	23	618.50	

Government of Karnataka
Directorate of Economics and Statistics
Hobli Level Average Yield data for Kharif season 2018-19

S.N	District	Taluk	Insurance Unit (hobli/ GP)	GP/HOBLI	Crop	IRR_R F	Area_Sown_Ha	No_CCE_C onducted	Average Yield(Kg/Ha)	Name_Of_Higher_Level	No_cce Conducted_Higher	Higher average Yield(Kg/Ha)	Neighbouring Yield
235	Raichur	Sindhanur	SINDHANURA	Hobli	Pearl Millet (Bajra/Bulrush Millet/Spiked Millet)	RF				Taluk Level	23	618.50	
236	Raichur	Sindhanur	TURVIHALA	Hobli	Pearl Millet (Bajra/Bulrush Millet/Spiked Millet)	RF				Taluk Level	23	618.50	
237	Raichur	Sindhanur	VALKANDINNI	Hobli	Pearl Millet (Bajra/Bulrush Millet/Spiked Millet)	RF				Taluk Level	23	618.50	
238	Raichur	Sindhanur	BADARLI	Hobli	Pigeon pea (red gram/arhar/tur)	IRR				District Level	70	653.04	
239	Raichur	Sindhanur	BADARLI	Hobli	Pigeon pea (red gram/arhar/tur)	RF				Taluk Level	20	223.58	
240	Raichur	Sindhanur	BALAGANURA	Hobli	Pigeon pea (red gram/arhar/tur)	RF				Taluk Level	20	223.58	
241	Raichur	Sindhanur	GUDADURA	Hobli	Pigeon pea (red gram/arhar/tur)	RF		10	252.09				
242	Raichur	Sindhanur	HUDA	Hobli	Pigeon pea (red gram/arhar/tur)	RF				Taluk Level	20	223.58	
243	Raichur	Sindhanur	TURVIHALA	Hobli	Pigeon pea (red gram/arhar/tur)	RF		10	195.07				
244	Raichur	Sindhanur	VALKANDINNI	Hobli	Pigeon pea (red gram/arhar/tur)	RF				Taluk Level	20	223.58	
245	Raichur	Sindhanur	TURVIHALA	Hobli	Sesame (Gingelly/Til)/Sesamum	RF						414.96	Y
246	Raichur	Sindhanur	BADARLI	Hobli	SUNFLOWER	IRR						2645.18	Y
247	Raichur	Sindhanur	BALAGANURA	Hobli	SUNFLOWER	IRR						1613.55	Y
248	Raichur	Sindhanur	GOREBALA	Hobli	SUNFLOWER	IRR						1917.76	Y
249	Raichur	Sindhanur	HEDAGINALA	Hobli	SUNFLOWER	IRR				Taluk Level	7	1817.54	
250	Raichur	Sindhanur	HUDA	Hobli	SUNFLOWER	IRR						2128.20	Y


Government of Karnataka
Directorate of Economics and Statistics
Hobli Level Average Yield data for Kharif season 2018-19

S.N	District	Taluk	Insurance Unit (hobli/ GP)	GP/HOBLI	Crop	IRR_R F	Area Sown_Ha	No_CCE_C onducted	Average Yield(Kg/Ha)	Name_Of_Higher_Level	No_cce Conducted_Higher	Higher average Yield(Kg/Ha)	Neighbouring Yield
251	Raichur	Sindhanur	JAVALAGERA	Hobli	SUNFLOWER	IRR						1613.55	Y
252	Raichur	Sindhanur	KUNNATAGI	Hobli	SUNFLOWER	IRR				Taluk Level	7	1817.54	
253	Raichur	Sindhanur	SALGUNDA	Hobli	SUNFLOWER	IRR						1917.76	Y
254	Raichur	Sindhanur	SINDHANURA	Hobli	SUNFLOWER	IRR						2645.18	Y
255	Raichur	Sindhanur	TURVIHALA	Hobli	SUNFLOWER	IRR						1048.49	Y
256	Raichur	Sindhanur	VAI.KANDINNI	Hobli	SUNFLOWER	IRR						1613.55	Y
257	Raichur	Sindhanur	BADARLI	Hobli	SUNFLOWER	RF				Taluk Level	10	448.50	
258	Raichur	Sindhanur	BALAGANURA	Hobli	SUNFLOWER	RF						0.18	Y
259	Raichur	Sindhanur	GOREBALA	Hobli	SUNFLOWER	RF						425.58	Y
260	Raichur	Sindhanur	GUDADURA	Hobli	SUNFLOWER	RF						454.47	Y
261	Raichur	Sindhanur	GUNJALLI	Hobli	SUNFLOWER	RF						489.34	Y
262	Raichur	Sindhanur	HEDAGINALA	Hobli	SUNFLOWER	RF				Taluk Level	10	448.50	
263	Raichur	Sindhanur	HUDA	Hobli	SUNFLOWER	RF						1303.14	Y
264	Raichur	Sindhanur	JALIHALA	Hobli	SUNFLOWER	RF						560.59	Y
265	Raichur	Sindhanur	JAVALAGERA	Hobli	SUNFLOWER	RF				Taluk Level	10	448.50	

9.

Government of Karnataka
Directorate of Economics and Statistics
Hobli Level Average Yield data for Kharif season 2018-19

S.N	District	Taluk	Insurance Unit (hobli/ GP)	GP/HOBLI	Crop	IRR_R F	Area_Sown_Ha	No_CCE_C onducted	Average Yield(Kg/Ha)	Name_Of Higher_Level	No_cce Conducted_Higher	Higher average Yield(Kg/Ha)	Neighbouring Yield
266	Raichur	Sindhanur	KUNNATAGI	Hobli	SUNFLOWER	RF						212.88	Y
267	Raichur	Sindhanur	SALGUNDA	Hobli	SUNFLOWER	RF				Taluk Level	10	448.50	
268	Raichur	Sindhanur	SINDHANURA	Hobli	SUNFLOWER	RF						425.58	Y
269	Raichur	Sindhanur	TURVIHALA	Hobli	SUNFLOWER	RF						433.28	Y
270	Raichur	Sindhanur	VALKANDINNI	Hobli	SUNFLOWER	RF				Taluk Level	10	448.50	


 Joint Director
 Crop insurance scheme Division
 Directorate of Economics and Statistics

**Government of Karnataka
Directorate of Economics and Statistics**

Hobli Level Average Yield data for Kharif season 2018-19

S.N	District	Taluk	Insurance Unit (hobli/ GP)	GP/HOBLI	Crop	IRR_R F	Area_Sown_Ha	No_CCE_C onducted	Average Yield(Kg/Ha)	Name_Of_Higher_Level	No_cce Conducted_Higher	Higher average Yield(Kg/Ha)	Neighbouring Yield
1	Ramanagara	Channapatna	KASABA(H)	Hobli	Avare/Field bean(Non Irrigated)	RF			351.80				
2	Ramanagara	Channapatna	MALURU(H)	Hobli	Avare/Field bean(Non Irrigated)	RF			705.85				
3	Ramanagara	Channapatna	VIRUPAKSHIPURA(H)	Hobli	Avare/Field bean(Non Irrigated)	RF			978.73				
4	Ramanagara	Channapatna	KASABA	Hobli	Cowpea/Alasande	RF				Taluk Level	22	242.19	
5	Ramanagara	Channapatna	MALURU	Hobli	Cowpea/Alasande	RF		10	130.46				
6	Ramanagara	Channapatna	VIRUPAKSHIPURA	Hobli	Cowpea/Alasande	RF		10	366.56				
7	Ramanagara	Channapatna	KASABA	Hobli	GROUNDNUT	RF				Taluk Level	23	1164.84	
8	Ramanagara	Channapatna	MALURU	Hobli	GROUNDNUT	RF				Taluk Level	23	1164.84	
9	Ramanagara	Channapatna	VIRUPAKSHIPURA	Hobli	GROUNDNUT	RF		10	944.86				
10	Ramanagara	Channapatna	KASABA	Hobli	Horse Gram (kulthi/kultha)	RF		10	568.43				
11	Ramanagara	Channapatna	MALURU	Hobli	Horse Gram (kulthi/kultha)	RF		10	583.54				
12	Ramanagara	Channapatna	VIRUPAKSHIPURA	Hobli	Horse Gram (kulthi/kultha)	RF				Taluk Level	29	605.29	
13	Ramanagara	Channapatna	MALURU	Hobli	Maize (Makka)	IRR				Taluk Level	8	2836.63	
14	Ramanagara	Channapatna	VIRUPAKSHIPURA	Hobli	Maize (Makka)	IRR				Taluk Level	8	2836.63	
15	Ramanagara	Channapatna	KASABA	Hobli	Maize (Makka)	RF				Taluk Level	26	1623.69	
16	Ramanagara	Channapatna	MALURU	Hobli	Maize (Makka)	RF		10	688.28				

Government of Karnataka
Directorate of Economics and Statistics

Hobli Level Average Yield data for Kharif season 2018-19

S.N	District	Taluk	Insurance Unit (hobli/ GP)	GP/HOBLI	Crop	IRR_R F	Area_Sown_Ha	No_CCE_C onducted	Average Yield(Kg/Ha)	Name_Of Higher_Level	No_cce Conducted_Higher	Higher average Yield(Kg/Ha)	Neighbouring Yield
17	Ramanagara	Channapatna	VIRUPAKSHIPURA	Hobli	Maize (Makka)	RF				Taluk Level	26	1623.69	
18	Ramanagara	Channapatna	KASABA	Hobli	PADDY	IRR				Taluk Level	25	2507.28	
19	Ramanagara	Channapatna	MALURU	Hobli	PADDY	IRR				Taluk Level	25	2507.28	
20	Ramanagara	Channapatna	VIRUPAKSHIPURA	Hobli	PADDY	IRR				Taluk Level	25	2507.28	
21	Ramanagara	Channapatna	KASABA	Hobli	PADDY	RF				District Level	6	3959.14	
22	Ramanagara	Channapatna	VIRUPAKSHIPURA	Hobli	PADDY	RF				District Level	6	3959.14	
23	Ramanagara	Channapatna	VIRUPAKSHIPURA	Hobli	Pigeon pea (red gram/arhar/tur)	RF		10	251.87				
24	Ramanagara	Channapatna	KASABA	Hobli	RAGI	IRR		10	1925.40				
25	Ramanagara	Channapatna	MALURU	Hobli	RAGI	IRR				Taluk Level	28	2144.10	
26	Ramanagara	Channapatna	VIRUPAKSHIPURA	Hobli	RAGI	IRR		10	2928.32				
27	Ramanagara	Channapatna	VIRUPAKSHIPURA	Hobli	Red Chillies	IRR				Taluk Level	4	755.55	
28	Ramanagara	Channapatna	VIRUPAKSHIPURA	Hobli	Sesame (Gingelly/Til)/Sesamum	RF				Taluk Level	9	666.73	
29	Ramanagara	Channapatna	VIRUPAKSHIPURA(H)	Hobli	Sugarcane(Irrigated)	IRR						84781.81	
30	Ramanagara	Kanakpura	HAROHALLI(H)	Hobli	Avare/Field bean(Non Irrigated)	RF			1006.72				
31	Ramanagara	Kanakpura	KASABA(H)	Hobli	Avare/Field bean(Non Irrigated)	RF			957.65				
32	Ramanagara	Kanakpura	KODIHALLI(H)	Hobli	Avare/Field bean(Non Irrigated)	RF						1018.83	

91

**Government of Karnataka
Directorate of Economics and Statistics**

Hobli Level Average Yield data for Kharif season 2018-19

S.N	District	Taluk	Insurance Unit (hobli/ GP)	GP/HOBLI	Crop	IRR_R F	Area Sown Ha	No_CCE_C onducted	Average Yield(Kg/Ha)	Name_Of Higher_Level	No_cce Conducted_Higher	Higher average Yield(Kg/Ha)	Neighbouring Yield
33	Ramanagara	Kanakpura	MARALAVADI(H)	Hobli	Avare/Field bean(Non Irrigated)	RF			2105.15				
34	Ramanagara	Kanakpura	SATANURU(H)	Hobli	Avare/Field bean(Non Irrigated)	RF						1018.83	
35	Ramanagara	Kanakpura	UYYAMBALLI(H)	Hobli	Avare/Field bean(Non Irrigated)	RF						1018.83	
36	Ramanagara	Kanakpura	HAROHALLI(H)	Hobli	Castor (Rehri, Rendi, Arandi) (Non Irrigated)	RF						939.17	
37	Ramanagara	Kanakpura	KASABA(H)	Hobli	Castor (Rehri, Rendi, Arandi) (Non Irrigated)	RF			802.92				
38	Ramanagara	Kanakpura	MARALAVADI(H)	Hobli	Castor (Rehri, Rendi, Arandi) (Non Irrigated)	RF			1391.19				
39	Ramanagara	Kanakpura	SATANURU(H)	Hobli	Castor (Rehri, Rendi, Arandi) (Non Irrigated)	RF						939.17	
40	Ramanagara	Kanakpura	HAROHALLI	Hobli	Cowpea/Alasande	RF				Taluk Level	33	578.65	
41	Ramanagara	Kanakpura	KODIHALLI	Hobli	Cowpea/Alasande	RF				Taluk Level	33	578.65	
42	Ramanagara	Kanakpura	MARALAVADI	Hobli	Cowpea/Alasande	RF				Taluk Level	33	578.65	
43	Ramanagara	Kanakpura	SATANURU	Hobli	Cowpea/Alasande	RF				Taluk Level	33	578.65	
44	Ramanagara	Kanakpura	UYYAMBALLI	Hobli	Cowpea/Alasande	RF				Taluk Level	33	578.65	
45	Ramanagara	Kanakpura	KASABA	Hobli	GROUNDNUT	IRR				State Level	1114	1166.93	
46	Ramanagara	Kanakpura	KODIHALLI	Hobli	GROUNDNUT	IRR				State Level	1114	1166.93	
47	Ramanagara	Kanakpura	UYYAMBALLI	Hobli	GROUNDNUT	IRR				State Level	1114	1166.93	
48	Ramanagara	Kanakpura	HAROHALLI	Hobli	GROUNDNUT	RF		10	1118.60				

81

Government of Karnataka
Directorate of Economics and Statistics

Hobli Level Average Yield data for Kharif season 2018-19

S.N	District	Taluk	Insurance Unit (hobli/ GP)	GP/HOBLI	Crop	IRR_R F	Area Sown Ha	No_CCE_C onducted	Average Yield(Kg/Ha)	Name_Of_Higher_Level	No_cce Conducted_Higher	Higher average Yield(Kg/Ha)	Neighbouring Yield
49	Ramanagara	Kanakpura	KASABA	Hobli	GROUNDNUT	RF		10	1526.55				
50	Ramanagara	Kanakpura	KODIHALLI	Hobli	GROUNDNUT	RF		10	1366.64				
51	Ramanagara	Kanakpura	MARALAVADI	Hobli	GROUNDNUT	RF		10	838.18				
52	Ramanagara	Kanakpura	SATANURU	Hobli	GROUNDNUT	RF		10	974.10				
53	Ramanagara	Kanakpura	UYYAMBALLI	Hobli	GROUNDNUT	RF		10	837.71				
54	Ramanagara	Kanakpura	HAROHALLI	Hobli	Horse Gram (kulthi/kultha)	RF		10	650.12				
55	Ramanagara	Kanakpura	KODIHALLI	Hobli	Horse Gram (kulthi/kultha)	RF		10	341.84				
56	Ramanagara	Kanakpura	MARALAVADI	Hobli	Horse Gram (kulthi/kultha)	RF		10	373.17				
57	Ramanagara	Kanakpura	SATANURU	Hobli	Horse Gram (kulthi/kultha)	RF				Taluk Level	46	427.64	
58	Ramanagara	Kanakpura	UYYAMBALLI	Hobli	Horse Gram (kulthi/kultha)	RF				Taluk Level	46	427.64	
59	Ramanagara	Kanakpura	KODIHALLI	Hobli	Maize (Makka)	IRR				Taluk Level	4	3370.77	
60	Ramanagara	Kanakpura	SATANURU	Hobli	Maize (Makka)	IRR				Taluk Level	4	3370.77	
61	Ramanagara	Kanakpura	KASABA	Hobli	Maize (Makka)	RF				Taluk Level	2	276.17	
62	Ramanagara	Kanakpura	KODIHALLI	Hobli	Maize (Makka)	RF				Taluk Level	2	276.17	
63	Ramanagara	Kanakpura	MARALAVADI	Hobli	Maize (Makka)	RF				Taluk Level	2	276.17	
64	Ramanagara	Kanakpura	SATANURU	Hobli	Maize (Makka)	RF				Taluk Level	2	276.17	

97

**Government of Karnataka
Directorate of Economics and Statistics**

Hobli Level Average Yield data for Kharif season 2018 19

S.N	District	Taluk	Insurance Unit (hobli/ GP)	GP/HOBLI	Crop	IRR_R F	Area Sown Ha	No_CCE_C onducted	Average Yield(Kg/Ha)	Name_Of_Higher_Level	No_cce Conducted_Higher	Higher average Yield(Kg/Ha)	Neighbouring Yield
65	Ramanagara	Kanakpura	UYYAMBALLI	Hobli	Maize (Makka)	RF				Taluk Level	2	276.17	
66	Ramanagara	Kanakpura	HAROHALLI	Hobli	PADDY	IRR		10	1175.53				
67	Ramanagara	Kanakpura	KASABA	Hobli	PADDY	IRR				Taluk Level	52	2772.61	
68	Ramanagara	Kanakpura	KODIHALLI	Hobli	PADDY	IRR				Taluk Level	52	2772.61	
69	Ramanagara	Kanakpura	MARALAVADI	Hobli	PADDY	IRR				Taluk Level	52	2772.61	
70	Ramanagara	Kanakpura	SATANURU	Hobli	PADDY	IRR				Taluk Level	52	2772.61	
71	Ramanagara	Kanakpura	UYYAMBALLI	Hobli	PADDY	IRR				Taluk Level	52	2772.61	
72	Ramanagara	Kanakpura	HAROHALLI	Hobli	PADDY	RF				Taluk Level	4	4844.94	
73	Ramanagara	Kanakpura	KODIHALLI	Hobli	PADDY	RF				Taluk Level	4	4844.94	
74	Ramanagara	Kanakpura	MARALAVADI	Hobli	PADDY	RF				Taluk Level	4	4844.94	
75	Ramanagara	Kanakpura	UYYAMBALLI	Hobli	PADDY	RF				Taluk Level	4	4844.94	
76	Ramanagara	Kanakpura	HAROHALLI	Hobli	Pigeon pea (red gram/arhar/tur)	RF				Taluk Level	55	526.06	
77	Ramanagara	Kanakpura	KASABA	Hobli	Pigeon pea (red gram/arhar/tur)	RF		10	1019.81				
78	Ramanagara	Kanakpura	KODIHALLI	Hobli	Pigeon pea (red gram/arhar/tur)	RF				Taluk Level	55	526.06	
79	Ramanagara	Kanakpura	MARALAVADI	Hobli	Pigeon pea (red gram/arhar/tur)	RF		10	328.01				
80	Ramanagara	Kanakpura	SATANURU	Hobli	Pigeon pea (red gram/arhar/tur)	RF		10	299.87				

Government of Karnataka

Directorate of Economics and Statistics

Hobli Level Average Yield data for Kharif season 2018-19

S.N	District	Taluk	Insurance Unit (hobli/ GP)	GP/HOBLI	Crop	IRR_R F	Area Sown Ha	No_CCE_C onducted	Average Yield(Kg/Ha)	Name_Of_Higher_Level	No_cce Conducted_Higher	Higher average Yield(Kg/Ha)	Neighbouring Yield
81	Ramanagara	Kanakpura	UYYAMBALLI	Hobli	Pigeon pea (red gram/arhar/tur)	RF		10	308.06				
82	Ramanagara	Kanakpura	MARALAVADI	Hobli	RAGI	IRR				Taluk Level	11	2072.07	
83	Ramanagara	Kanakpura	SATANURU	Hobli	RAGI	IRR				Taluk Level	11	2072.07	
84	Ramanagara	Kanakpura	KODIHALLI	Hobli	Red Chillies	RF				Taluk Level	6	790.48	
85	Ramanagara	Kanakpura	UYYAMBALLI	Hobli	Red Chillies	RF				Taluk Level	6	790.48	
86	Ramanagara	Kanakpura	HAROHALLI	Hobli	Sesame (Gingelly/Til)/Sesamum	RF		10	1026.49				
87	Ramanagara	Kanakpura	KASABA	Hobli	Sesame (Gingelly/Til)/Sesamum	RF				Taluk Level	56	913.74	
88	Ramanagara	Kanakpura	KODIHALLI	Hobli	Sesame (Gingelly/Til)/Sesamum	RF		10	705.50				
89	Ramanagara	Kanakpura	MARALAVADI	Hobli	Sesame (Gingelly/Til)/Sesamum	RF				Taluk Level	56	913.74	
90	Ramanagara	Kanakpura	SATANURU	Hobli	Sesame (Gingelly/Til)/Sesamum	RF				Taluk Level	56	913.74	
91	Ramanagara	Kanakpura	UYYAMBALLI	Hobli	Sesame (Gingelly/Til)/Sesamum	RF		10	604.53				
92	Ramanagara	Magadi	KASABA(H)	Hobli	Avare/Field bean(Non Irrigated)	RF						518.32	
93	Ramanagara	Magadi	KUDURU(H)	Hobli	Avare/Field bean(Non Irrigated)	RF						518.32	
94	Ramanagara	Magadi	MADABAL(H)	Hobli	Avare/Field bean(Non Irrigated)	RF			227.98				
95	Ramanagara	Magadi	SOLURU(H)	Hobli	Avare/Field bean(Non Irrigated)	RF			850.59				
96	Ramanagara	Magadi	TIPPASANDRA(H)	Hobli	Avare/Field bean(Non Irrigated)	RF			480.97				

**Government of Karnataka
Directorate of Economics and Statistics**

Hobli Level Average Yield data for Kharif season 2018-19

S.N	District	Taluk	Insurance Unit (hobli/ GP)	GP/HOBLI	Crop	IRR_R F	Area Sown Ha	No_CCE_C onducted	Average Yield(Kg/Ha)	Name_Of_Higher_Level	No_cce Conducted_Higher	Higher average Yield(Kg/Ha)	Neighbouring Yield
97	Ramanagara	Magadi	KASABA(H)	Hobli	Castor (Rehri, Rendi, Arandi) (Non Irrigated)	RF			344.19				
98	Ramanagara	Magadi	MADABAL(H)	Hobli	Castor (Rehri, Rendi, Arandi) (Non Irrigated)	RF			425.73				
99	Ramanagara	Magadi	SOLURU(H)	Hobli	Castor (Rehri, Rendi, Arandi) (Non Irrigated)	RF						322.14	
100	Ramanagara	Magadi	KASABA	Hobli	Cowpea/Alasande	RF				Taluk Level	33	203.42	
101	Ramanagara	Magadi	KUDURU	Hobli	Cowpea/Alasande	RF		10	167.16				
102	Ramanagara	Magadi	MADABAL	Hobli	Cowpea/Alasande	RF				Taluk Level	33	203.42	
103	Ramanagara	Magadi	SOLURU	Hobli	Cowpea/Alasande	RF				Taluk Level	33	203.42	
104	Ramanagara	Magadi	TIPPASANDRA	Hobli	Cowpea/Alasande	RF		10	185.15				
105	Ramanagara	Magadi	KASABA	Hobli	Horse Gram (kulthi/kultha)	RF		10	803.58				
106	Ramanagara	Magadi	KUDURU	Hobli	Horse Gram (kulthi/kultha)	RF		10	590.16				
107	Ramanagara	Magadi	MADABAL	Hobli	Horse Gram (kulthi/kultha)	RF		10	458.44				
108	Ramanagara	Magadi	SOLURU	Hobli	Horse Gram (kulthi/kultha)	RF		10	376.53				
109	Ramanagara	Magadi	TIPPASANDRA	Hobli	Horse Gram (kulthi/kultha)	RF				Taluk Level	49	557.49	
110	Ramanagara	Magadi	KASABA	Hobli	Maize (Makka)	RF				Taluk Level	8	2291.61	
111	Ramanagara	Magadi	KUDURU	Hobli	Maize (Makka)	RF				Taluk Level	8	2291.61	
112	Ramanagara	Magadi	MADABAL	Hobli	Maize (Makka)	RF				Taluk Level	8	2291.61	

9.

**Government of Karnataka
Directorate of Economics and Statistics**

Hobli Level Average Yield data for Kharif season 2018-19

S.N	District	Taluk	Insurance Unit (hobli/ GP)	GP/HOBLI	Crop	IRR_R F	Area_Sown_Ha	No_CCE_C onducted	Average Yield(Kg/Ha)	Name_Of_Higher_Level	No_cce Conducted_Higher	Higher average Yield(Kg/Ha)	Neighbouring Yield
113	Ramanagara	Magadi	SOLURU	Hobli	Maize (Makka)	RF				Taluk Level	8	2291.61	
114	Ramanagara	Magadi	KASABA	Hobli	PADDY	IRR				Taluk Level	48	4590.90	
115	Ramanagara	Magadi	KUDURU	Hobli	PADDY	IRR		10	4226.38				
116	Ramanagara	Magadi	MADABAL	Hobli	PADDY	IRR		10	4426.08				
117	Ramanagara	Magadi	SOLURU	Hobli	PADDY	IRR		10	5870.16				
118	Ramanagara	Magadi	TIPPASANDRA	Hobli	PADDY	IRR				Taluk Level	48	4590.90	
119	Ramanagara	Magadi	KASABA	Hobli	Pigeon pea (red gram/arhar/tur)	RF		10	617.89				
120	Ramanagara	Magadi	KUDURU	Hobli	Pigeon pea (red gram/arhar/tur)	RF				Taluk Level	47	765.11	
121	Ramanagara	Magadi	MADABAL	Hobli	Pigeon pea (red gram/arhar/tur)	RF				Taluk Level	47	765.11	
122	Ramanagara	Magadi	SOLURU	Hobli	Pigeon pea (red gram/arhar/tur)	RF		10	653.24				
123	Ramanagara	Magadi	TIPPASANDRA	Hobli	Pigeon pea (red gram/arhar/tur)	RF		10	1570.19				
124	Ramanagara	Magadi	KASABA	Hobli	RAGI	IRR		10	2263.95				
125	Ramanagara	Magadi	KUDURU	Hobli	Red Chillies	IRR				Taluk Level	6	945.88	
126	Ramanagara	Ramanagara	BIDADI(H)	Hobli	Avare/Field bean(Non Irrigated)	RF			352.09				
127	Ramanagara	Ramanagara	KAILANCHA(H)	Hobli	Avare/Field bean(Non Irrigated)	RF			822.42				
128	Ramanagara	Ramanagara	KASABA1(H)	Hobli	Avare/Field bean(Non Irrigated)	RF						539.34	

Government of Karnataka
Directorate of Economics and Statistics

Hobli Level Average Yield data for Kharif season 2018-19

S.N	District	Taluk	Insurance Unit (hobli/ GP)	GP/HOBLI	Crop	IRR_R F	Area Sown_Ha	No_CCE_C onducted	Average Yield(Kg/Ha)	Name_Of_Higher_Le vel	No_cce Conducted_Higher	Higher average Yield(Kg/Ha)	Neighbouring Yield
129	Ramanagara	Ramanagara	KASABA2(H)	Hobli	Avare/Field bean(Non Irrigated)	RF						539.34	
130	Ramanagara	Ramanagara	KUTAGALA(H)	Hobli	Avare/Field bean(Non Irrigated)	RF			242.27				
131	Ramanagara	Ramanagara	BIDADI	Hobli	Cowpea/Alasande	RF				Taluk Level	18	353.15	
132	Ramanagara	Ramanagara	KAILANCHA	Hobli	Cowpea/Alasande	RF		10	348.47				
133	Ramanagara	Ramanagara	BIDADI	Hobli	GROUNDNUT	RF				Taluk Level	8	1354.99	
134	Ramanagara	Ramanagara	KAILANCHA	Hobli	GROUNDNUT	RF				Taluk Level	8	1354.99	
135	Ramanagara	Ramanagara	KASABA1	Hobli	GROUNDNUT	RF				Taluk Level	8	1354.99	
136	Ramanagara	Ramanagara	KASABA2	Hobli	GROUNDNUT	RF				Taluk Level	8	1354.99	
137	Ramanagara	Ramanagara	KASABA	Hobli	GROUNDNUT	RF				Taluk Level	8	1354.99	
138	Ramanagara	Ramanagara	BIDADI	Hobli	Horse Gram (kulthi/kultha)	RF		10	227.15				
139	Ramanagara	Ramanagara	KAILANCHA	Hobli	Horse Gram (kulthi/kultha)	RF				Taluk Level	36	581.86	
140	Ramanagara	Ramanagara	KASABA1	Hobli	Horse Gram (kulthi/kultha)	RF				Taluk Level	36	581.86	
141	Ramanagara	Ramanagara	KASABA2	Hobli	Horse Gram (kulthi/kultha)	RF				Taluk Level	36	581.86	
142	Ramanagara	Ramanagara	KASABA	Hobli	Horse Gram (kulthi/kultha)	RF				Taluk Level	36	581.86	
143	Ramanagara	Ramanagara	KUTAGALA	Hobli	Horse Gram (kulthi/kultha)	RF				Taluk Level	36	581.86	
144	Ramanagara	Ramanagara	BIDADI	Hobli	Maize (Makka)	IRR				Taluk Level	3	6695.63	

**Government of Karnataka
Directorate of Economics and Statistics**


Hobli Level Average Yield data for Kharif season 2018-19

S.N	District	Taluk	Insurance Unit (hobli/ GP)	GP/HOBLI	Crop	IRR_R F	Area Sown Ha	No_CCE_C onducted	Average Yield(Kg/Ha)	Name_Of_Higher_Level	No_cce Conducted_Higher	Higher average Yield(Kg/Ha)	Neighbouring Yield
145	Ramanagara	Ramanagara	BIDADI	Hobli	Maize (Makka)	RF				District Level	36	1697.26	
146	Ramanagara	Ramanagara	KAILANCHA	Hobli	Maize (Makka)	RF				District Level	36	1697.26	
147	Ramanagara	Ramanagara	KUTAGALA	Hobli	Maize (Makka)	RF				District Level	36	1697.26	
148	Ramanagara	Ramanagara	BIDADI	Hobli	PADDY	IRR		10	3601.58				
149	Ramanagara	Ramanagara	KAILANCHA	Hobli	PADDY	IRR		10	3733.03				
150	Ramanagara	Ramanagara	KASABA1	Hobli	PADDY	IRR		10	3915.34				
151	Ramanagara	Ramanagara	KASABA2	Hobli	PADDY	IRR		10	3915.34				
152	Ramanagara	Ramanagara	KASABA	Hobli	PADDY	IRR		10	3915.34				
153	Ramanagara	Ramanagara	KUTAGALA	Hobli	PADDY	IRR				Taluk Level	38	3474.85	
154	Ramanagara	Ramanagara	BIDADI	Hobli	PADDY	RF				Taluk Level	2	2187.54	
155	Ramanagara	Ramanagara	BIDADI	Hobli	Pigeon pea (red gram/arhar/tur)	RF		10	398.94				
156	Ramanagara	Ramanagara	KAILANCHA	Hobli	Pigeon pea (red gram/arhar/tur)	RF				Taluk Level	39	517.00	
157	Ramanagara	Ramanagara	KASABA1	Hobli	Pigeon pea (red gram/arhar/tur)	RF		10	452.17				
158	Ramanagara	Ramanagara	KASABA2	Hobli	Pigeon pea (red gram/arhar/tur)	RF		10	452.17				
159	Ramanagara	Ramanagara	KASABA	Hobli	Pigeon pea (red gram/arhar/tur)	RF		10	452.17				
160	Ramanagara	Ramanagara	KUTAGALA	Hobli	Pigeon pea (red gram/arhar/tur)	RF		10	573.73				

**Government of Karnataka
Directorate of Economics and Statistics**

Hobli Level Average Yield data for Kharif season 2018-19

S.N	District	Taluk	Insurance Unit (hobli/ GP)	GP/HOBLI	Crop	IRR_R F	Area_Sown_Ha	No_CCE_C onducted	Average Yield(Kg/Ha)	Name_Of_Higher_Level	No_cce Conducted_Higher	Higher average Yield(Kg/Ha)	Neighbouring Yield
161	Ramanagara	Ramanagara	BIDADI	Hobli	RAGI	IRR				Taluk Level	25	2702.70	
162	Ramanagara	Ramanagara	KAILANCHA	Hobli	RAGI	IRR				Taluk Level	25	2702.70	
163	Ramanagara	Ramanagara	KASABA1	Hobli	RAGI	IRR				Taluk Level	25	2702.70	
164	Ramanagara	Ramanagara	KASABA2	Hobli	RAGI	IRR				Taluk Level	25	2702.70	
165	Ramanagara	Ramanagara	KASABA	Hobli	RAGI	IRR				Taluk Level	25	2702.70	
166	Ramanagara	Ramanagara	KUTAGALA	Hobli	RAGI	IRR				Taluk Level	25	2702.70	
167	Ramanagara	Ramanagara	KAILANCHA	Hobli	Sesame (Gingelly/Til)/Sesamum	RF				Taluk Level	9	1368.61	


 Joint Director
 Crop insurance scheme Division
 Directorate of Economics and Statistics




Government of Karnataka
Directorate of Economics and Statistics
Hobli Level Average Yield data for Kharif season 2018-19

S.N	District	Taluk	Insurance Unit (hobli/ GP)	GP/HOBLI	Crop	IRR_R F	Area_Sown_Ha	No_CCE_C onducted	Average Yield(Kg/Ha)	Name_Of_Higher_Level	No_cce Conducted_Higher	Higher average Yield(Kg/Ha)	Neighbouring Yield
1	Shivamogga	Bhadravathi	KASABA AIAI	Hobli	RAGI	RF		10	1740.08				
2	Shivamogga	Bhadravathi	KUDLIGERE	Hobli	RAGI	RF		10	1166.00				
3	Shivamogga	Bhadravathi	KASABA AIAI(H)	Hobli	Sugarcane(Irrigated)	IRR			112172.00				
4	Shivamogga	Bhadravathi	KUDLIGERE(H)	Hobli	Sugarcane(Irrigated)	IRR			109174.00				
5	Shivamogga	Shikaripura	ANJANAPURA	Hobli	RAGI	RF				Taluk Level	16	1423.74	
6	Shivamogga	Shikaripura	HOSURU	Hobli	RAGI	RF		10	1588.12				
7	Shivamogga	Shikaripura	TALAGUNDA	Hobli	RAGI	RF				Taluk Level	16	1423.74	
8	Shivamogga	Shikaripura	HOSURU	Hobli	Sorghum (Jowar/Great Millet)	RF		10	3200.31				
9	Shivamogga	Shivamogga	HARANAHAI LI	Hobli	RAGI	RF		10	899.26				
10	Shivamogga	Shivamogga	HOLALURUAI	Hobli	RAGI	RF		10	1234.28				
11	Shivamogga	Shivamogga	KASABAAIAI	Hobli	RAGI	RF		10	1596.51				
12	Shivamogga	Shivamogga	KASABAAI	Hobli	RAGI	RF				Taluk Level	46	1160.30	
13	Shivamogga	Shivamogga	KUNSI	Hobli	RAGI	RF		10	812.27				
14	Shivamogga	Shivamogga	NIDIGEAI	Hobli	RAGI	RF				Taluk Level	46	1160.30	
15	Shivamogga	Shivamogga	HOLALURAAIAI(H)	Hobli	Sugarcane(Irrigated)	IRR						66310.67	

9

Government of Karnataka
Directorate of Economics and Statistics
Hobli Level Average Yield data for Kharif season 2018-19

S.N	District	Taluk	Insurance Unit (hobli/ GP)	GP/HOBLI	Crop	IRR_R F	Area_Sown_Ha	No_CCE_C onducted	Average Yield(Kg/Ha)	Name_Of_Higher_Level	No_cce Conducted_Higher	Higher average Yield(Kg/Ha)	Neighbouring Yield
16	Shivamogga	Sorab	ANAVATTI	Hobli	RAGI	RF				Taluk Level	6	818.67	


Joint Director
Crop insurance scheme Division
Directorate of Economics and Statistics



**Government of Karnataka
Directorate of Economics and Statistics**

Hobli Level Average Yield data for Kharif season 2018-19

S.N	District	Taluk	Insurance Unit (hobli/ GP)	GP/HOBLI	Crop	IRR_RF	Area_Sown_Ha	No_CCE_Conducted	Average Yield(Kg/Ha)	Name_Of_Higher_Level	No_cce Conducted Higher	Higher average Yield(Kg/Ha)	Neighbouring Yield
1	Tumakuru	Chiknayakanahalli	HANDANAKERE	Hobli	Cowpea/Alasande	RF		10	261.42				
2	Tumakuru	Chiknayakanahalli	HULIYARU	Hobli	Cowpea/Alasande	RF				Taluk Level	32	263.32	
3	Tumakuru	Chiknayakanahalli	KANDIKERE	Hobli	Cowpea/Alasande	RF		10	225.32				
4	Tumakuru	Chiknayakanahalli	KASABA	Hobli	Cowpea/Alasande	RF				Taluk Level	32	263.32	
5	Tumakuru	Chiknayakanahalli	HANDANAKERE	Hobli	Green Gram (Moong Bean/ Moong)	RF		10	285.06				
6	Tumakuru	Chiknayakanahalli	HULIYARU	Hobli	Green Gram (Moong Bean/ Moong)	RF		10	271.32				
7	Tumakuru	Chiknayakanahalli	KANDIKERE	Hobli	Green Gram (Moong Bean/ Moong)	RF				Taluk Level	48	320.30	
8	Tumakuru	Chiknayakanahalli	KASABA	Hobli	Green Gram (Moong Bean/ Moong)	RF		10	298.57				
9	Tumakuru	Chiknayakanahalli	SHETTIKERE	Hobli	Green Gram (Moong Bean/ Moong)	RF		10	472.00				
10	Tumakuru	Chiknayakanahalli	HANDANAKERE	Hobli	Horse Gram (kulthi/kultha)	RF				Taluk Level	43	478.14	
11	Tumakuru	Chiknayakanahalli	HULIYARU	Hobli	Horse Gram (kulthi/kultha)	RF		10	637.71				
12	Tumakuru	Chiknayakanahalli	KANDIKERE	Hobli	Horse Gram (kulthi/kultha)	RF		10	387.72				
13	Tumakuru	Chiknayakanahalli	KASABA	Hobli	Horse Gram (kulthi/kultha)	RF				Taluk Level	43	478.14	

Government of Karnataka
Directorate of Economics and Statistics

Hobli Level Average Yield data for Kharif season 2018-19

S.N	District	Taluk	Insurance Unit (hobli/ GP)	GP/HOBLI	Crop	IRR_R F	Area Sown_Ha	No_CCE_C onducted	Average Yield(Kg/Ha)	Name_Of Higher_Level	No_cce Conducted_Higher	Higher average Yield(Kg/Ha)	Neighbouring Yield
14	Tumakuru	Chiknayakanaha Ili	SHETTIKERE	Hobli	Horse Gram (kulthi/kultha)	RF				Taluk Level	43	478.14	
15	Tumakuru	Chiknayakanaha Ili	HULIYARU	Hobli	Navane	RF						287.24	Y
16	Tumakuru	Chiknayakanaha Ili	HULIYARU	Hobli	Onion	IRR						9401.05	Y
17	Tumakuru	Chiknayakanaha Ili	HULIYARU	Hobli	Pearl Millet (Bajra/Bulrush Millet/Spiked Millet)	RF				State Level	2191	949.70	
18	Tumakuru	Chiknayakanaha Ili	HULIYARU	Hobli	RAGI	IRR						975.02	Y
19	Tumakuru	Chiknayakanaha Ili	IIANDANAKERE	Hobli	RAGI	RF				Taluk Level	46	618.22	
20	Tumakuru	Chiknayakanaha Ili	HULIYARU	Hobli	RAGI	RF				Taluk Level	46	618.22	
21	Tumakuru	Chiknayakanaha Ili	KANDIKERE	Hobli	RAGI	RF		10	616.03				
22	Tumakuru	Chiknayakanaha Ili	KASABA	Hobli	RAGI	RF		10	650.42				
23	Tumakuru	Chiknayakanaha Ili	SHETTIKERE	Hobli	RAGI	RF		10	704.03				
24	Tumakuru	Chiknayakanaha Ili	HANDANAKERE	Hobli	Red Chillies	RF						315.75	Y
25	Tumakuru	Chiknayakanaha Ili	HULIYARU	Hobli	Red Chillies	RF						315.75	Y
26	Tumakuru	Chiknayakanaha Ili	HANDANAKERE	Hobli	Save	RF						1209.32	Y

**Government of Karnataka
Directorate of Economics and Statistics**

Hobli Level Average Yield data for Kharif season 2018-19

S.N	District	Taluk	Insurance Unit (hobli/ GP)	GP/HOBLI	Crop	IRR_R F	Area_Sown_Ha	No_CCE_C onducted	Average Yield(Kg/Ha)	Name_Of_Higher_Level	No_cce Conducted_Higher	Higher average Yield(Kg/Ha)	Neighbouring Yield
27	Tumakuru	Chiknayakanaha III	HULIYARU	Hobli	Save	RF						1042.65	Y
28	Tumakuru	Chiknayakanaha III	SHETTIKERE	Hobli	Save	RF						507.10	Y
29	Tumakuru	Chiknayakanaha III	HULIYARU	Hobli	Tomato	NS		10	3704.00				
30	Tumakuru	Gubbi	NITTURU	Hobli	Cowpea/Alasande	RF				Taluk Level	8	171.19	
31	Tumakuru	Gubbi	C S PURA	Hobli	Green Gram (Moong Bean/ Moong)	RF		10	175.98				
32	Tumakuru	Gubbi	CHELURU	Hobli	Green Gram (Moong Bean/ Moong)	RF		10	149.94				
33	Tumakuru	Gubbi	HAGALAVADI	Hobli	Green Gram (Moong Bean/ Moong)	RF		10	88.95				
34	Tumakuru	Gubbi	KADABA	Hobli	Green Gram (Moong Bean/ Moong)	RF		10	172.27				
35	Tumakuru	Gubbi	NITTURU	Hobli	Green Gram (Moong Bean/ Moong)	RF				Taluk Level	49	143.95	
36	Tumakuru	Gubbi	C S PURA	Hobli	Horse Gram (kulthi/kultha)	RF		10	740.19				
37	Tumakuru	Gubbi	CHELURU	Hobli	Horse Gram (kulthi/kultha)	RF		10	468.62				
38	Tumakuru	Gubbi	HAGALAVADI	Hobli	Horse Gram (kulthi/kultha)	RF		10	290.40				
39	Tumakuru	Gubbi	KADABA	Hobli	Horse Gram (kulthi/kultha)	RF				Taluk Level	50	441.00	
40	Tumakuru	Gubbi	KASABA	Hobli	Horse Gram (kulthi/kultha)	RF				Taluk Level	50	441.00	
41	Tumakuru	Gubbi	NITTURU	Hobli	Horse Gram (kulthi/kultha)	RF		10	296.60				
42	Tumakuru	Gubbi	HAGALAVADI	Hobli	Pigeon pea (red gram/arhar/tur)	RF		10	209.10				

**Government of Karnataka
Directorate of Economics and Statistics**

Hobli Level Average Yield data for Kharif season 2018-19

S.N	District	Taluk	Insurance Unit (hobli/ GP)	GP/HOBLI	Crop	IRR_R F	Area_Sown_Ha	No_CCE_C onducted	Average Yield(Kg/Ha)	Name_Of_Higher_Le vel	No_cce Conducted_Higher	Higher average Yield(Kg/Ha)	Neighbouring Yield
43	Tumakuru	Gubbi	NITTURU	Hobli	Pigeon pea (red gram/arhar/tur)	RF				Taluk Level	18	248.02	
44	Tumakuru	Gubbi	C S PURA	Hobli	RAGI	RF		10	902.08				
45	Tumakuru	Gubbi	CHELURU	Hobli	RAGI	RF		10	860.29				
46	Tumakuru	Gubbi	HAGALAVADI	Hobli	RAGI	RF				Taluk Level	55	656.69	
47	Tumakuru	Gubbi	KADABA	Hobli	RAGI	RF				Taluk Level	55	656.69	
48	Tumakuru	Gubbi	KASABA	Hobli	RAGI	RF				Taluk Level	55	656.69	
49	Tumakuru	Gubbi	NITTURU	Hobli	RAGI	RF		10	272.01				
50	Tumakuru	Koratagere	CHANNARAYANAD URGA	Hobli	Horse Gram (kulthi/kultha)	RF		10	311.07				
51	Tumakuru	Koratagere	HOLAVANAHALLI	Hobli	Horse Gram (kulthi/kultha)	RF		10	187.65				
52	Tumakuru	Koratagere	KASABA	Hobli	Horse Gram (kulthi/kultha)	RF				Taluk Level	39	319.10	
53	Tumakuru	Koratagere	KOLALA	Hobli	Horse Gram (kulthi/kultha)	RF		10	416.77				
54	Tumakuru	Koratagere	CHANNARAYANAD URGA	Hobli	Pigeon pea (red gram/arhar/tur)	RF		10	348.44				
55	Tumakuru	Koratagere	HOLAVANAHALLI	Hobli	Pigeon pea (red gram/arhar/tur)	RF		10	222.91				
56	Tumakuru	Koratagere	KASABA	Hobli	Pigeon pea (red gram/arhar/tur)	RF		10	295.83				
57	Tumakuru	Koratagere	CHANNARAYANAD URGA	Hobli	RAGI	IRR		10	1721.19				
58	Tumakuru	Koratagere	HOLAVANAHALLI	Hobli	RAGI	IRR		10	2594.56				

97

**Government of Karnataka
Directorate of Economics and Statistics**

Hobli Level Average Yield data for Kharif season 2018-19

S.N	District	Taluk	Insurance Unit (hobli/ GP)	GP/HOBLI	Crop	IRR_R F	Area_Sown_Ha	No_CCE_C onducted	Average Yield(Kg/Ha)	Name_Of_Higher_Level	No_cce Conducted_Higher	Higher average Yield(Kg/Ha)	Neighbouring Yield
59	Tumakuru	Koratagere	KASABA	Hobli	RAGI	IRR				Taluk Level	29	2289.74	
60	Tumakuru	Koratagere	CHANNARAYANADURGA	Hobli	RAGI	RF				Taluk Level	36	647.58	
61	Tumakuru	Koratagere	HOLAVANAHALLI	Hobli	RAGI	RF				Taluk Level	36	647.58	
62	Tumakuru	Koratagere	KASABA	Hobli	RAGI	RF				Taluk Level	36	647.58	
63	Tumakuru	Koratagere	KOLALA	Hobli	RAGI	RF		10	283.23				
64	Tumakuru	Kunigal	AMRUTTURU	Hobli	Black Gram (urd bean)	RF		10	302.83				
65	Tumakuru	Kunigal	HULIYURU DURGA	Hobli	Cowpea/Alasande	RF				District Level	75	214.18	
66	Tumakuru	Kunigal	AMRUTTURU	Hobli	Green Gram (Moong Bean/ Moong)	RF		10	556.74				
67	Tumakuru	Kunigal	HUTRIDURGA	Hobli	Green Gram (Moong Bean/ Moong)	RF				Taluk Level	30	460.54	
68	Tumakuru	Kunigal	KOTTAGERE	Hobli	Green Gram (Moong Bean/ Moong)	RF		10	469.07				
69	Tumakuru	Kunigal	YADIYURU	Hobli	Green Gram (Moong Bean/ Moong)	RF		10	355.82				
70	Tumakuru	Kunigal	AMRUTTURU	Hobli	Horse Gram (kulthi/kultha)	RF				Taluk Level	58	568.44	
71	Tumakuru	Kunigal	HULIYURU DURGA	Hobli	Horse Gram (kulthi/kultha)	RF		10	884.67				
72	Tumakuru	Kunigal	HUTRIDURGA	Hobli	Horse Gram (kulthi/kultha)	RF		10	609.74				
73	Tumakuru	Kunigal	KASABA	Hobli	Horse Gram (kulthi/kultha)	RF		10	571.10				
74	Tumakuru	Kunigal	KOTTAGERE	Hobli	Horse Gram (kulthi/kultha)	RF		10	425.44				

**Government of Karnataka
Directorate of Economics and Statistics**

Hobli Level Average Yield data for Kharif season 2018-19

S.N	District	Taluk	Insurance Unit (hobli/ GP)	GP/HOBLI	Crop	IRR_R F	Area_Sown_Ha	No_CCE_C onducted	Average Yield(Kg/Ha)	Name_Of_Higher_Level	No_cce Conducted Higher	Higher average Yield(Kg/Ha)	Neighbouring Yield
75	Tumakuru	Kunigal	YADIYURU	Hobli	Horse Gram (kulthi/kultha)	RF		10	492.71				
76	Tumakuru	Kunigal	YADIYURU	Hobli	Maize (Makka)	IRR				District Level	158	2429.88	
77	Tumakuru	Kunigal	YADIYURU	Hobli	Maize (Makka)	RF				District Level	252	805.50	
78	Tumakuru	Kunigal	AMRUTTURU	Hobli	Pigeon pea (red gram/arhar/tur)	RF		10	1003.16				
79	Tumakuru	Kunigal	HULIYURU DURGA	Hobli	Pigeon pea (red gram/arhar/tur)	RF		10	937.18				
80	Tumakuru	Kunigal	HUTRIDURGA	Hobli	Pigeon pea (red gram/arhar/tur)	RF		10	1072.34				
81	Tumakuru	Kunigal	AMRUTTURU	Hobli	RAGI	IRR		10	2990.23				
82	Tumakuru	Kunigal	HULIYURU DURGA	Hobli	RAGI	IRR				Taluk Level	24	2382.52	
83	Tumakuru	Kunigal	HUTRIDURGA	Hobli	RAGI	IRR				Taluk Level	24	2382.52	
84	Tumakuru	Kunigal	KASABA	Hobli	RAGI	IRR				Taluk Level	24	2382.52	
85	Tumakuru	Kunigal	KOTTAGERE	Hobli	RAGI	IRR				Taluk Level	24	2382.52	
86	Tumakuru	Kunigal	YADIYURU	Hobli	RAGI	IRR		10	1770.43				
87	Tumakuru	Kunigal	AMRUTTURU	Hobli	RAGI	RF		10	921.56				
88	Tumakuru	Kunigal	HULIYURU DURGA	Hobli	RAGI	RF		10	1585.74				
89	Tumakuru	Kunigal	HUTRIDURGA	Hobli	RAGI	RF		10	1679.01				
90	Tumakuru	Kunigal	KASABA	Hobli	RAGI	RF		10	2135.97				

**Government of Karnataka
Directorate of Economics and Statistics**

Hobli Level Average Yield data for Kharif season 2018-19

S.N	District	Taluk	Insurance Unit (hobli/ GP)	GP/HOBLI	Crop	IRR_R F	Area_Sown_Ha	No_CCE_C onducted	Average Yield(Kg/Ha)	Name_Of_Higher_Level	No_cce Conducted_Higher	Higher average Yield(Kg/Ha)	Neighbouring Yield
91	Tumakuru	Kunigal	KOTTAGERE	Hobli	RAGI	RF		10	1639.11				
92	Tumakuru	Kunigal	YADIYURU	Hobli	RAGI	RF		10	1286.82				
93	Tumakuru	Kunigal	AMRUTTURU	Hobli	Sesame (Gingelly/Til)/Sesamum	RF		10	814.35				
94	Tumakuru	Kunigal	YADIYURU	Hobli	Sesame (Gingelly/Til)/Sesamum	RF				Taluk Level	18	819.00	
95	Tumakuru	Kunigal	KOTTAGERE	Hobli	Tomato	NS		10	8902.40				
96	Tumakuru	Madhugiri	AI D HALLI	Hobli	GROUNDNUT	IRR		10	1019.37				
97	Tumakuru	Madhugiri	DODDERI	Hobli	GROUNDNUT	IRR		10	1212.31				
98	Tumakuru	Madhugiri	KASABA	Hobli	GROUNDNUT	IRR		10	1265.33				
99	Tumakuru	Madhugiri	AI D HALLI	Hobli	Horse Gram (kulthi/kultha)	RF		10	183.21				
100	Tumakuru	Madhugiri	DODDERI	Hobli	Horse Gram (kulthi/kultha)	RF		10	243.92				
101	Tumakuru	Madhugiri	KASABA	Hobli	Horse Gram (kulthi/kultha)	RF		10	264.08				
102	Tumakuru	Madhugiri	KODIGENAHALLI	Hobli	Horse Gram (kulthi/kultha)	RF		10	417.99				
103	Tumakuru	Madhugiri	MIDIGESHI	Hobli	Horse Gram (kulthi/kultha)	RF		10	231.63				
104	Tumakuru	Madhugiri	PURAVARA	Hobli	Horse Gram (kulthi/kultha)	RF		10	295.41				
105	Tumakuru	Madhugiri	AI D HALLI	Hobli	RAGI	IRR		10	1777.24				
106	Tumakuru	Madhugiri	DODDERI	Hobli	RAGI	IRR		10	1993.59				

52

**Government of Karnataka
Directorate of Economics and Statistics**

Hobli Level Average Yield data for Kharif season 2018-19

S.N	District	Taluk	Insurance Unit (hobli/ GP)	GP/HOBLI	Crop	IRR_R F	Area_Sown_Ha	No_CCE_C onducted	Average Yield(Kg/Ha)	Name_Of_Higher_Level	No_cce Conducted_Higher	Higher average Yield(Kg/Ha)	Neighbouring Yield
107	Tumakuru	Madhugiri	KASABA	Hobli	RAGI	IRR		10	939.25				
108	Tumakuru	Madhugiri	MIDIGESHI	Hobli	RAGI	IRR		10	1180.96				
109	Tumakuru	Madhugiri	PURAVARA	Hobli	RAGI	IRR				Taluk Level	48	1420.30	
110	Tumakuru	Madhugiri	AI D HALLI	Hobli	RAGI	RF				Taluk Level	59	401.21	
111	Tumakuru	Madhugiri	DODDERI	Hobli	RAGI	RF		10	1044.98				
112	Tumakuru	Madhugiri	KASABA	Hobli	RAGI	RF		10	427.17				
113	Tumakuru	Madhugiri	KODIGENAHALLI	Hobli	RAGI	RF		10	79.46				
114	Tumakuru	Madhugiri	MIDIGESHI	Hobli	RAGI	RF		10	378.19				
115	Tumakuru	Madhugiri	PURAVARA	Hobli	RAGI	RF		10	26.62				
116	Tumakuru	Madhugiri	AI D HALLI	Hobli	Red Chillies	IRR		10	1323.31				
117	Tumakuru	Madhugiri	KODIGENAHALLI	Hobli	Red Chillies	IRR		10	2183.62				
118	Tumakuru	Madhugiri	PURAVARA	Hobli	Red Chillies	IRR		10	951.94				
119	Tumakuru	Pavagada	KASABA	Hobli	COTTON	IRR				Taluk Level	10	282.89	
120	Tumakuru	Pavagada	Y N HOSAKOTE	Hobli	COTTON	IRR				Taluk Level	10	282.89	
121	Tumakuru	Pavagada	KASABA	Hobli	Horse Gram (kulthi/kultha)	RF				Taluk Level	17	483.88	

**Government of Karnataka
Directorate of Economics and Statistics**

Hobli Level Average Yield data for Kharif season 2018-19

S.N	District	Taluk	Insurance Unit (hobli/ GP)	GP/HOBLI	Crop	IRR_R F	Area Sown Ha	No_CCE_Conducted	Average Yield(Kg/Ha)	Name_Of Higher_Level	No_cce Conducted_Higher	Higher average Yield(Kg/Ha)	Neighbouring Yield
122	Tumakuru	Pavagada	NAGALAMADIKE	Hobli	Horse Gram (kulthi/kultha)	RF				Taluk Level	17	483.88	
123	Tumakuru	Pavagada	NIDAGAL HOBALI	Hobli	Horse Gram (kulthi/kultha)	RF				Taluk Level	17	483.88	
124	Tumakuru	Pavagada	Y N HOSAKOTE	Hobli	Horse Gram (kulthi/kultha)	RF				Taluk Level	17	483.88	
125	Tumakuru	Pavagada	KASABA	Hobli	RAGI	IRR		10	2146.63				
126	Tumakuru	Pavagada	NAGALAMADIKE	Hobli	RAGI	IRR				Taluk Level	30	1846.59	
127	Tumakuru	Pavagada	NIDAGAL HOBALI	Hobli	RAGI	IRR		10	2020.63				
128	Tumakuru	Pavagada	Y N HOSAKOTE	Hobli	RAGI	IRR				Taluk Level	30	1846.59	
129	Tumakuru	Pavagada	KASABA	Hobli	Red Chillies	IRR				Taluk Level	8	471.30	
130	Tumakuru	Pavagada	KASABA	Hobli	SUNFLOWER	IRR				District Level	2	2248.05	
131	Tumakuru	Pavagada	NAGALAMADIKE	Hobli	SUNFLOWER	IRR				District Level	2	2248.05	
132	Tumakuru	Pavagada	NAGALAMADIKE	Hobli	SUNFLOWER	RF				District Level	12	491.86	
133	Tumakuru	Sira	GOWDAGERE	Hobli	COTTON	IRR				Taluk Level	21	231.14	
134	Tumakuru	Sira	HULIKUNTE	Hobli	COTTON	IRR				Taluk Level	21	231.14	
135	Tumakuru	Sira	KASABA	Hobli	COTTON	IRR				Taluk Level	21	231.14	
136	Tumakuru	Sira	BUKKAPATTANA	Hobli	COTTON	RF		10	113.06				
137	Tumakuru	Sira	BUKKAPATTANA	Hobli	Horse Gram (kulthi/kultha)	RF				Taluk Level	43	444.98	

Government of Karnataka
Directorate of Economics and Statistics

Hobli Level Average Yield data for Kharif season 2018-19

S.N	District	Taluk	Insurance Unit (hobli/ GP)	GP/HOBLI	Crop	IRR_R F	Area_Sown_Ha	No_CCE_C onducted	Average Yield(Kg/Ha)	Name_Of_Higher_Le vel	No_cce Conducted_Higher	Higher average Yield(Kg/Ha)	Neighbouring Yield
138	Tumakuru	Sira	GOWDAGERE	Hobli	Horse Gram (kulthi/kultha)	RF				Taluk Level	43	444.98	
139	Tumakuru	Sira	HULIKUNTE	Hobli	Horse Gram (kulthi/kultha)	RF		10	320.19				
140	Tumakuru	Sira	KALLAMBELLA	Hobli	Horse Gram (kulthi/kultha)	RF				Taluk Level	43	444.98	
141	Tumakuru	Sira	KASABA	Hobli	Horse Gram (kulthi/kultha)	RF				Taluk Level	43	444.98	
142	Tumakuru	Sira	BUKKAPATTANA	Hobli	Navane	RF						351.02	Y
143	Tumakuru	Sira	GOWDAGERE	Hobli	Navane	RF						340.04	Y
144	Tumakuru	Sira	BUKKAPATTANA	Hobli	Onion	IRR				Taluk Level	24	9070.83	
145	Tumakuru	Sira	GOWDAGERE	Hobli	Onion	IRR		10	7244.00				
146	Tumakuru	Sira	HULIKUNTE	Hobli	Onion	IRR				Taluk Level	24	9070.83	
147	Tumakuru	Sira	BUKKAPATTANA	Hobli	Onion	RF						1200.00	Y
148	Tumakuru	Sira	BUKKAPATTANA	Hobli	RAGI	IRR				Taluk Level	36	1281.12	
149	Tumakuru	Sira	GOWDAGERE	Hobli	RAGI	IRR				Taluk Level	36	1281.12	
150	Tumakuru	Sira	HULIKUNTE	Hobli	RAGI	IRR				Taluk Level	36	1281.12	
151	Tumakuru	Sira	KALLAMBELLA	Hobli	RAGI	IRR				Taluk Level	36	1281.12	
152	Tumakuru	Sira	KASABA	Hobli	RAGI	IRR				Taluk Level	36	1281.12	
153	Tumakuru	Sira	BUKKAPATTANA	Hobli	RAGI	RF				Taluk Level	48	659.09	

**Government of Karnataka
Directorate of Economics and Statistics**

Hobli Level Average Yield data for Kharif season 2018-19

S.N	District	Taluk	Insurance Unit (hobli/ GP)	GP/HOBLI	Crop	IRR_R F	Area Sown Ha	No_CCE_C onducted	Average Yield(Kg/Ha)	Name_Of Higher_Level	No_cce Conducted_Higher	Higher average Yield(Kg/Ha)	Neighbouring Yield
154	Tumakuru	Sira	GOWDAGERE	Hobli	RAGI	RF		10	333.81				
155	Tumakuru	Sira	HULIKUNTE	Hobli	RAGI	RF		10	689.23				
156	Tumakuru	Sira	KALLAMBELLA	Hobli	RAGI	RF		10	920.22				
157	Tumakuru	Sira	KASABA	Hobli	RAGI	RF		10	623.56				
158	Tumakuru	Sira	BUKKAPATTANA	Hobli	SUNFLOWER	IRR				Taluk Level	2	2248.05	
159	Tumakuru	Sira	GOWDAGERE	Hobli	SUNFLOWER	IRR						1932.68	Y
160	Tumakuru	Sira	HULIKUNTE	Hobli	SUNFLOWER	IRR				Taluk Level	2	2248.05	
161	Tumakuru	Sira	KASABA	Hobli	SUNFLOWER	IRR						2248.05	Y
162	Tumakuru	Sira	BUKKAPATTANA	Hobli	SUNFLOWER	RF						379.72	Y
163	Tumakuru	Sira	GOWDAGERE	Hobli	SUNFLOWER	RF						503.48	Y
164	Tumakuru	Sira	HULIKUNTE	Hobli	SUNFLOWER	RF						500.07	Y
165	Tumakuru	Sira	KASABA	Hobli	SUNFLOWER	RF						491.86	Y
166	Tumakuru	Tiptur	HONNAVALLI	Hobli	Green Gram (Moong Bean/ Moong)	RF		10	194.63				
167	Tumakuru	Tiptur	KASABA	Hobli	Green Gram (Moong Bean/ Moong)	RF		10	260.41				
168	Tumakuru	Tiptur	KIBBANAHALLI	Hobli	Green Gram (Moong Bean/ Moong)	RF				Taluk Level	39	303.98	
169	Tumakuru	Tiptur	NONAVINAKERE	Hobli	Green Gram (Moong Bean/ Moong)	RF		10	537.35				

Government of Karnataka
Directorate of Economics and Statistics
Hobli Level Average Yield data for Kharif season 2018-19

S.N	District	Taluk	Insurance Unit (hobli/ GP)	GP/HOBLI	Crop	IRR_R F	Area Sown Ha	No_CCE_C onducted	Average Yield(Kg/Ha)	Name_Of_Higher_Level	No_cce Conducted_Higher	Higher average Yield(Kg/Ha)	Neighbouring Yield
170	Tumakuru	Tiptur	HONNAVALLI	Hobli	Horse Gram (kulthi/kultha)	RF		10	471.40				
171	Tumakuru	Tiptur	KASABA	Hobli	Horse Gram (kulthi/kultha)	RF				Taluk Level	38	384.82	
172	Tumakuru	Tiptur	KIBBANAHALLI	Hobli	Horse Gram (kulthi/kultha)	RF		10	383.48				
173	Tumakuru	Tiptur	NONAVINAKERE	Hobli	Horse Gram (kulthi/kultha)	RF		10	334.40				
174	Tumakuru	Tiptur	HONNAVALLI	Hobli	Pigeon pea (red gram/arhar/tur)	RF		10	259.84				
175	Tumakuru	Tiptur	KASABA	Hobli	Pigeon pea (red gram/arhar/tur)	RF				Taluk Level	28	271.33	
176	Tumakuru	Tiptur	KIBBANAHALLI	Hobli	Pigeon pea (red gram/arhar/tur)	RF				Taluk Level	28	271.33	
177	Tumakuru	Tiptur	HONNAVALLI	Hobli	RAGI	RF				Taluk Level	39	637.50	
178	Tumakuru	Tiptur	KASABA	Hobli	RAGI	RF		10	792.18				
179	Tumakuru	Tiptur	KIBBANAHALLI	Hobli	RAGI	RF		10	448.11				
180	Tumakuru	Tiptur	NONAVINAKERE	Hobli	RAGI	RF		10	846.81				
181	Tumakuru	Tiptur	NONAVINAKERE	Hobli	Red Chillies	IRR		10	952.31				
182	Tumakuru	Tiptur	HONNAVALLI	Hobli	Save	RF						507.10	Y
183	Tumakuru	Tumakuru	HEBBURU	Hobli	Cowpea/Alasande	RF				Taluk Level	4	352.13	
184	Tumakuru	Tumakuru	BELLAVI	Hobli	Horse Gram (kulthi/kultha)	RF		10	397.68				
185	Tumakuru	Tumakuru	GULURU	Hobli	Horse Gram (kulthi/kultha)	RF		10	720.33				

**Government of Karnataka
Directorate of Economics and Statistics**

Hobli Level Average Yield data for Kharif season 2018-19

S.N	District	Taluk	Insurance Unit (hobli/ GP)	GP/HOBLI	Crop	IRR_R F	Area Sown Ha	No_CCE_C onducted	Average Yield(Kg/Ha)	Name_Of Higher_Level	No_cce Conducted_Higher	Higher average Yield(Kg/Ha)	Neighbouring Yield
186	Tumakuru	Tumakuru	HEBBURU	Hobli	Horse Gram (kulthi/kultha)	RF		10	600.88				
187	Tumakuru	Tumakuru	KASABA	Hobli	Horse Gram (kulthi/kultha)	RF		10	467.17				
188	Tumakuru	Tumakuru	KORA	Hobli	Horse Gram (kulthi/kultha)	RF		10	617.11				
189	Tumakuru	Tumakuru	URDIGERE	Hobli	Horse Gram (kulthi/kultha)	RF		10	918.67				
190	Tumakuru	Tumakuru	GULURU	Hobli	Pigeon pea (red gram/arhar/tur)	RF		10	784.02				
191	Tumakuru	Tumakuru	KORA	Hobli	Pigeon pea (red gram/arhar/tur)	RF		10	659.17				
192	Tumakuru	Tumakuru	GULURU	Hobli	RAGI	IRR						2359.21	Y
193	Tumakuru	Tumakuru	KASABA	Hobli	RAGI	IRR						2359.21	Y
194	Tumakuru	Tumakuru	BELLAVI	Hobli	RAGI	RF				Taluk Level	56	1555.89	
195	Tumakuru	Tumakuru	GULURU	Hobli	RAGI	RF		10	1473.87				
196	Tumakuru	Tumakuru	HEBBURU	Hobli	RAGI	RF				Taluk Level	56	1555.89	
197	Tumakuru	Tumakuru	KASABA	Hobli	RAGI	RF		10	1407.62				
198	Tumakuru	Tumakuru	KORA	Hobli	RAGI	RF		10	1675.61				
199	Tumakuru	Tumakuru	URDIGERE	Hobli	RAGI	RF		10	1590.61				
200	Tumakuru	Tumakuru	HEBBURU	Hobli	Tomato	NS		10	10556.00				
201	Tumakuru	Turuvekere	DABBEGHATTA	Hobli	Cowpea/Alasande	RF				Taluk Level	31	156.75	

**Government of Karnataka
Directorate of Economics and Statistics**


Hobli Level Average Yield data for Kharif season 2018-19

S.N	District	Taluk	Insurance Unit (hobli/ GP)	GP/HOBLI	Crop	IRR_R F	Area_Sown_Ha	No_CCE_C onducted	Average Yield(Kg/Ha)	Name_Of Higher_Level	No_cce Conducted_Higher	Higher average Yield(Kg/Ha)	Neighbouring Yield
202	Tumakuru	Turuvekere	DANDINASHIVARA	Hobli	Cowpea/Alasande	RF				Taluk Level	31	156.75	
203	Tumakuru	Turuvekere	KASABA	Hobli	Cowpea/Alasande	RF		10	11.55				
204	Tumakuru	Turuvekere	MAYASANDRA	Hobli	Cowpea/Alasande	RF				Taluk Level	31	156.75	
205	Tumakuru	Turuvekere	DABBEGHATTA	Hobli	Green Gram (Moong Bean/ Moong)	RF		10	227.74				
206	Tumakuru	Turuvekere	DANDINASHIVARA	Hobli	Green Gram (Moong Bean/ Moong)	RF				Taluk Level	38	232.86	
207	Tumakuru	Turuvekere	KASABA	Hobli	Green Gram (Moong Bean/ Moong)	RF		10	273.36				
208	Tumakuru	Turuvekere	MAYASANDRA	Hobli	Green Gram (Moong Bean/ Moong)	RF		10	158.12				
209	Tumakuru	Turuvekere	DABBEGHATTA	Hobli	Horse Gram (kulthi/kultha)	RF		10	405.07				
210	Tumakuru	Turuvekere	DANDINASHIVARA	Hobli	Horse Gram (kulthi/kultha)	RF				Taluk Level	38	291.56	
211	Tumakuru	Turuvekere	KASABA	Hobli	Horse Gram (kulthi/kultha)	RF				Taluk Level	38	291.56	
212	Tumakuru	Turuvekere	MAYASANDRA	Hobli	Horse Gram (kulthi/kultha)	RF		10	258.71				
213	Tumakuru	Turuvekere	DABBEGHATTA	Hobli	RAGI	IRR		10	1082.31				
214	Tumakuru	Turuvekere	DANDINASHIVARA	Hobli	RAGI	IRR		10	1414.87				
215	Tumakuru	Turuvekere	KASABA	Hobli	RAGI	IRR		10	1863.01				
216	Tumakuru	Turuvekere	MAYASANDRA	Hobli	RAGI	IRR		10	1987.14				
217	Tumakuru	Turuvekere	DABBEGHATTA	Hobli	RAGI	RF		10	786.30				

Government of Karnataka
Directorate of Economics and Statistics

Hobli Level Average Yield data for Kharif season 2018-19


S.N	District	Taluk	Insurance Unit (hobli/ GP)	GP/HOBLI	Crop	IRR_R F	Area Sown_Ha	No_CCE_C onducted	Average Yield(Kg/Ha)	Name_Of Higher_Level	No_cce Conducted_Higher	Higher average Yield(Kg/Ha)	Neighbouring Yield
218	Tumakuru	Turuvekere	DANDINASHIVARA	Hobli	RAGI	RF		10	625.13				
219	Tumakuru	Turuvekere	KASABA	Hobli	RAGI	RF		10	677.85				
220	Tumakuru	Turuvekere	MAYASANDRA	Hobli	RAGI	RF		10	542.39				
221	Tumakuru	Turuvekere	DABBEGHATTA	Hobli	Tomato	NS		10	13508.40				


Joint Director
Crop insurance scheme Division
Directorate of Economics and Statistics



Government of Karnataka
Directorate of Economics and Statistics
Hobli Level Average Yield data for Kharif season 2018-19

S.N	District	Taluk	Insurance Unit (hobli/ GP)	GP/HOBLI	Crop	IRR_R F	Area_Sown_Ha	No_CCE_C onducted	Average Yield(Kg/Ha)	Name_Of Higher_Level	No_cce Conducted_Higher	Higher average Yield(Kg/Ha)	Neighbouring Yield
1	UttarKannada	Haliyal	DANDELI	Hobli	COTTON	RF		10	435.35				
2	UttarKannada	Haliyal	HALIYAL A	Hobli	COTTON	RF		10	392.65				
3	UttarKannada	Haliyal	MURKAVADA	Hobli	COTTON	RF		10	372.97				
4	UttarKannada	Haliyal	SAMBRANI	Hobli	COTTON	RF		10	363.62				
5	UttarKannada	Haliyal	DANDELI(H)	Hobli	Sugarcane(Irrigated)	IRR			67621.20				
6	UttarKannada	Haliyal	HALIYALA(H)	Hobli	Sugarcane(Irrigated)	IRR			73440.00				
7	UttarKannada	Haliyal	MURKAVADA(H)	Hobli	Sugarcane(Irrigated)	IRR			94600.00				
8	UttarKannada	Haliyal	SAMBRANI(H)	Hobli	Sugarcane(Irrigated)	IRR			68840.00				
9	UttarKannada	Mundgod	MUNDAGODA	Hobli	COTTON	RF		10	565.79				
10	UttarKannada	Mundgod	PALA	Hobli	COTTON	RF		10	396.12				
11	UttarKannada	Mundgod	MUNDAGODA(H)	Hobli	Sugarcane(Irrigated)	IRR			55300.00				
12	UttarKannada	Yellapur	MANCHIKERI	Hobli	COTTON	RF		10	602.18				
13	UttarKannada	Yellapur	YALLAPURA	Hobli	COTTON	RF				Taluk Level	10	602.18	


John Director
Crop insurance scheme Division
Directorate of Economics and Statistics



Government of Karnataka
Directorate of Economics and Statistics
Hobli Level Average Yield data for Kharif season 2018-19

S.N	District	Taluk	Insurance Unit (hobli/ GP)	GP/HOBLI	Crop	IRR_R F	Area_Sown_Ha	No_CCE_C onducted	Average Yield(Kg/Ha)	Name_Of_Higher_Level	No_cce Conducted_Higher	Higher average Yield(Kg/Ha)	Neighbouring Yield
1	Vijayapura	Babaleshwar	BABALESHVARA	Hobli	Black Gram (urd bean)	RF		10	272.57				
2	Vijayapura	Babaleshwar	MAMADAPURA	Hobli	Black Gram (urd bean)	RF				Taluk Level	10	272.57	
3	Vijayapura	Babaleshwar	BABALESHVARA	Hobli	Green Gram (Moong Bean/ Moong)	RF		10	266.51				
4	Vijayapura	Babaleshwar	MAMADAPURA	Hobli	Green Gram (Moong Bean/ Moong)	RF				Taluk Level	10	266.51	
5	Vijayapura	Babaleshwar	BABALESHVARA	Hobli	GROUNDNUT	IRR		10	774.91				
6	Vijayapura	Babaleshwar	MAMADAPURA	Hobli	GROUNDNUT	IRR						1027.69	Y
7	Vijayapura	Babaleshwar	BABALESHVARA	Hobli	GROUNDNUT	RF		10	672.44				
8	Vijayapura	Babaleshwar	BABALESHVARA	Hobli	Maize (Makka)	IRR		10	4018.99				
9	Vijayapura	Babaleshwar	MAMADAPURA	Hobli	Maize (Makka)	IRR		10	7073.43				
10	Vijayapura	Babaleshwar	BABALESHVARA	Hobli	Maize (Makka)	RF		10	3354.39				
11	Vijayapura	Babaleshwar	BABALESHVARA	Hobli	Onion	IRR		10	9496.00				

Q2

Government of Karnataka
Directorate of Economics and Statistics
Hobli Level Average Yield data for Kharif season 2018-19

S.N	District	Taluk	Insurance Unit (hobli/ GP)	GP/HOBLI	Crop	IRR_R F	Area_Sown_Ha	No_CCE_C onducted	Average Yield(Kg/Ha)	Name_Of Higher_Level	No_cce Conducted_Higher	Higher average Yield(Kg/Ha)	Neighbouring Yield
12	Vijayapura	Babaleshwar	MAMADAPURA	Hobli	Onion	IRR		10	9180.00				
13	Vijayapura	Babaleshwar	BABALESHVARA	Hobli	Red Chillies	IRR				District Level	60	3287.50	
14	Vijayapura	Babaleshwar	BABALESHVARA(H)	Hobli	Sugarcane(Irrigated)	IRR			118132.00				
15	Vijayapura	Babaleshwar	MAMADAPURA(H)	Hobli	Sugarcane(Irrigated)	IRR			80080.00				
16	Vijayapura	Babaleshwar	BABALESHVARA	Hobli	SUNFLOWER	IRR				District Level	154	837.26	
17	Vijayapura	Babaleshwar	BABALESHVARA	Hobli	SUNFLOWER	RF						530.14	Y
18	Vijayapura	Basvana Bagewadi	BA BAGEVADI	Hobli	Black Gram (urd bean)	RF				Taluk Level	12	213.23	
19	Vijayapura	Basvana Bagewadi	HO HIPPARAGI	Hobli	Black Gram (urd bean)	RF						185.09	Y
20	Vijayapura	Basvana Bagewadi	MANAGULI	Hobli	Black Gram (urd bean)	RF				Taluk Level	12	213.23	
21	Vijayapura	Basvana Bagewadi	BA BAGEVADI	Hobli	Green Gram (Moong Bean/ Moong)	RF		10	180.77				
22	Vijayapura	Basvana Bagewadi	HO HIPPARAGI	Hobli	Green Gram (Moong Bean/ Moong)	RF		10	154.89				

Government of Karnataka
Directorate of Economics and Statistics
Hobli Level Average Yield data for Kharif season 2018-19

S.N	District	Taluk	Insurance Unit (hobli/ GP)	GP/HOBLI	Crop	IRR_R F	Area_Sown_Ha	No_CCE_C onducted	Average Yield(Kg/Ha)	Name_Of Higher_Level	No_cce Conducted_Higher	Higher average Yield(Kg/Ha)	Neighbouring Yield
23	Vijayapura	Basvana Bagewadi	MANAGULI	Hobli	Green Gram (Moong Bean/ Moong)	RF		10	230.21				
24	Vijayapura	Basvana Bagewadi	BA BAGEVADI	Hobli	GROUNDNUT	IRR		10	507.76				
25	Vijayapura	Basvana Bagewadi	HO HIPPARAGI	Hobli	GROUNDNUT	IRR		10	388.52				
26	Vijayapura	Basvana Bagewadi	BA BAGEVADI	Hobli	GROUNDNUT	RF		10	341.00				
27	Vijayapura	Basvana Bagewadi	HO HIPPARAGI	Hobli	GROUNDNUT	RF		10	337.55				
28	Vijayapura	Basvana Bagewadi	MANAGULI	Hobli	GROUNDNUT	RF		10	784.65				
29	Vijayapura	Basvana Bagewadi	BA BAGEVADI	Hobli	Horse Gram (kulthi/kultha)	RF				District Level	52	340.45	
30	Vijayapura	Basvana Bagewadi	HO HIPPARAGI	Hobli	Horse Gram (kulthi/kultha)	RF				District Level	52	340.45	
31	Vijayapura	Basvana Bagewadi	BA BAGEVADI	Hobli	Maize (Makka)	RF		10	1927.40				
32	Vijayapura	Basvana Bagewadi	MANAGULI	Hobli	Maize (Makka)	RF		10	1669.72				
33	Vijayapura	Basvana Bagewadi	BA BAGEVADI	Hobli	Onion	IRR		10	9953.60				
34	Vijayapura	Basvana Bagewadi	HO HIPPARAGI	Hobli	Onion	IRR		10	11408.00				
35	Vijayapura	Basvana Bagewadi	BA BAGEVADI	Hobli	Pearl Millet (Bajra/Bulrush Millet/Spiked Millet)	IRR		10	1332.95				

Government of Karnataka
Directorate of Economics and Statistics
Hobli Level Average Yield data for Kharif season 2018-19

S.N	District	Taluk	Insurance Unit (hobli/ GP)	GP/HOBLI	Crop	IRR_R F	Area_Sown_Ha	No_CCE_C onducted	Average Yield(Kg/Ha)	Name_Of_Higher_Level	No_cce_Conducted_Higher	Higher average Yield(Kg/Ha)	Neighbouring Yield
36	Vijayapura	Basvana Bagewadi	HO HIPPARAGI	Hobli	Pearl Millet (Bajra/Bulrush Millet/Spiked Millet)	IRR		10	1251.53				
37	Vijayapura	Basvana Bagewadi	BA BAGEVADI	Hobli	Pearl Millet (Bajra/Bulrush Millet/Spiked Millet)	RF		10	1413.89				
38	Vijayapura	Basvana Bagewadi	HO HIPPARAGI	Hobli	Pearl Millet (Bajra/Bulrush Millet/Spiked Millet)	RF		10	705.33				
39	Vijayapura	Basvana Bagewadi	MANAGULI	Hobli	Pearl Millet (Bajra/Bulrush Millet/Spiked Millet)	RF		10	914.82				
40	Vijayapura	Basvana Bagewadi	BA BAGEVADI	Hobli	Pigeon pea (red gram/arhar/tur)	IRR		10	677.38				
41	Vijayapura	Basvana Bagewadi	HO HIPPARAGI	Hobli	Pigeon pea (red gram/arhar/tur)	IRR		10	535.64				
42	Vijayapura	Basvana Bagewadi	MANAGULI	Hobli	Pigeon pea (red gram/arhar/tur)	IRR		10	652.18				
43	Vijayapura	Basvana Bagewadi	BA BAGEVADI	Hobli	Sesame (Gingelly/Til)/Sesamum	RF				Taluk Level	2	677.39	
44	Vijayapura	Basvana Bagewadi	HO HIPPARAGI	Hobli	Sesame (Gingelly/Til)/Sesamum	RF				Taluk Level	2	677.39	
45	Vijayapura	Basvana Bagewadi	BA BAGEVADI	Hobli	SUNFLOWER	IRR		10	1514.31				
46	Vijayapura	Basvana Bagewadi	HO HIPPARAGI	Hobli	SUNFLOWER	IRR		10	750.07				
47	Vijayapura	Basvana Bagewadi	BA BAGEVADI	Hobli	SUNFLOWER	RF		10	622.22				
48	Vijayapura	Basvana Bagewadi	HO HIPPARAGI	Hobli	SUNFLOWER	RF		10	573.79				

Government of Karnátaka
Directorate of Economics and Statistics
Hobli Level Average Yield data for Kharif season 2018-19

S.N	District	Taluk	Insurance Unit (hobli/ GP)	GP/HOBLI	Crop	IRR_R F	Area Sown Ha	No_CCE_C onducted	Average Yield(Kg/Ha)	Name_Of_Higher_Level	No_cce Conducted_Higher	Higher average Yield(Kg/Ha)	Neighbouring Yield
49	Vijayapura	Basvana Bagewadi	MANAGULI	Hobli	SUNFLOWER	RF		10	702.05				
50	Vijayapura	Bijapur	BIJAPURA	Hobli	Black Gram (urd bean)	RF				Taluk Level	4	92.32	
51	Vijayapura	Bijapur	NAGATANA	Hobli	Black Gram (urd bean)	RF						93.52	Y
52	Vijayapura	Bijapur	BIJAPURA	Hobli	Green Gram (Moong Bean/ Moong)	RF		10	149.10				
53	Vijayapura	Bijapur	NAGATANA	Hobli	Green Gram (Moong Bean/ Moong)	RF		10	158.52				
54	Vijayapura	Bijapur	BIJAPURA	Hobli	GROUNDNUT	IRR		10	623.11				
55	Vijayapura	Bijapur	NAGATANA	Hobli	GROUNDNUT	IRR		10	511.65				
56	Vijayapura	Bijapur	BIJAPURA	Hobli	GROUNDNUT	RF		10	369.71				
57	Vijayapura	Bijapur	NAGATANA	Hobli	GROUNDNUT	RF		10	302.73				
58	Vijayapura	Bijapur	BIJAPURA	Hobli	Horse Gram (kulthi/kultha)	RF				Taluk Level	16	614.94	
59	Vijayapura	Bijapur	NAGATANA	Hobli	Horse Gram (kulthi/kultha)	RF		10	571.79				

Government of Karnataka
Directorate of Economics and Statistics
Hobli Level Average Yield data for Kharif season 2018-19

S.N	District	Taluk	Insurance Unit (hobli/ GP)	GP/HOBLI	Crop	IRR_R F	Area_Sown_Ha	No_CCE_C onducted	Average Yield(Kg/Ha)	Name_Of_Higher_Level	No_cce Conducted_Higher	Higher average Yield(Kg/Ha)	Neighbouring Yield
60	Vijayapura	Bijapur	BIJAPURA	Hobli	Maize (Makka)	IRR		10	1716.85				
61	Vijayapura	Bijapur	NAGATANA	Hobli	Maize (Makka)	IRR		10	2072.43				
62	Vijayapura	Bijapur	BIJAPURA	Hobli	Maize (Makka)	RF		10	2243.92				
63	Vijayapura	Bijapur	BIJAPURA	Hobli	Onion	IRR		10	10265.20				
64	Vijayapura	Bijapur	NAGATANA	Hobli	Onion	IRR		10	13048.00				
65	Vijayapura	Bijapur	BIJAPURA	Hobli	Pearl Millet (Bajra/Bulrush Millet/Spiked Millet)	IRR				Taluk Level	18	935.17	
66	Vijayapura	Bijapur	NAGATANA	Hobli	Pearl Millet (Bajra/Bulrush Millet/Spiked Millet)	IRR		10	820.86				
67	Vijayapura	Bijapur	NAGATANA	Hobli	Pigeon pea (red gram/arhar/tur)	IRR		10	484.32				
68	Vijayapura	Bijapur	BIJAPURA	Hobli	SUNFLOWER	IRR		10	1045.50				
69	Vijayapura	Bijapur	NAGATANA	Hobli	SUNFLOWER	IRR		10	1380.82				
70	Vijayapura	Bijapur	BIJAPURA	Hobli	SUNFLOWER	RF		10	522.14				
71	Vijayapura	Bijapur	NAGATANA	Hobli	SUNFLOWER	RF		10	406.50				
72	Vijayapura	Chadachan	CHADACHANA	Hobli	Green Gram (Moong Bean/ Moong)	RF		10	110.21				

Government of Karnataka
Directorate of Economics and Statistics
Hobli Level Average Yield data for Kharif season 2018-19

S.N	District	Taluk	Insurance Unit (hobli/ GP)	GP/HOBLI	Crop	IRR_R F	Area Sown Ha	No_CCE_C onducted	Average Yield(Kg/Ha)	Name_Of_Higher_Level	No_cce Conducted_Higher	Higher average Yield(Kg/Ha)	Neighbouring Yield
73	Vijayapura	Chadachan	CHADACHANA	Hobli	GROUNDNUT	IRR		10	644.02				
74	Vijayapura	Chadachan	CHADACHANA	Hobli	GROUNDNUT	RF		10	441.39				
75	Vijayapura	Chadachan	CHADACHANA	Hobli	Horse Gram (kulthi/kultha)	RF		10	291.15				
76	Vijayapura	Chadachan	CHADACHANA	Hobli	Maize (Makka)	IRR		10	1622.12				
77	Vijayapura	Chadachan	CHADACHANA	Hobli	Maize (Makka)	RF		10	941.09				
78	Vijayapura	Chadachan	CHADACHANA	Hobli	Onion	IRR		10	14220.00				
79	Vijayapura	Chadachan	CHADACHANA	Hobli	Pearl Millet (Bajra/Bulrush Millet/Spiked Millet)	IRR		10	459.89				
80	Vijayapura	Chadachan	CHADACHANA	Hobli	Pigeon pea (red gram/arhar/tur)	IRR		10	456.36				
81	Vijayapura	Chadachan	CHADACHANA	Hobli	Red Chillies	IRR		10	287.23				
82	Vijayapura	Chadachan	CHADACHANA(H)	Hobli	Sugarcane(Irrigated)	IRR			31594.00				
83	Vijayapura	Chadachan	CHADACHANA	Hobli	SUNFLOWER	IRR		10	779.54				
84	Vijayapura	Chadachan	CHADACHANA	Hobli	SUNFLOWER	RF		10	372.75				

Government of Karnataka
Directorate of Economics and Statistics
Hobli Level Average Yield data for Kharif season 2018-19

S.N	District	Taluk	Insurance Unit (hobli/ GP)	GP/HOBLI	Crop	IRR_R F	Area_Sown_Ha	No_CCE_C onducted	Average Yield(Kg/Ha)	Name_Of_Higher_Level	No_cce Conducted_Higher	Higher average Yield(Kg/Ha)	Neighbouring Yield
85	Vijayapura	Indi	BALLOLLI	Hobli	Black Gram (urd bean)	RF				Taluk Level	10	161.44	
86	Vijayapura	Indi	INDI	Hobli	Black Gram (urd bean)	RF				Taluk Level	10	161.44	
87	Vijayapura	Indi	BALLOLLI	Hobli	Green Gram (Moong Bean/ Moong)	RF		10	32.06				
88	Vijayapura	Indi	INDI	Hobli	Green Gram (Moong Bean/ Moong)	RF		10	100.77				
89	Vijayapura	Indi	BALLOLLI	Hobli	GROUNDNUT	IRR		10	708.74				
90	Vijayapura	Indi	INDI	Hobli	GROUNDNUT	IRR				Taluk Level	16	638.02	
91	Vijayapura	Indi	BALLOLLI	Hobli	GROUNDNUT	RF		10	488.05				
92	Vijayapura	Indi	INDI	Hobli	GROUNDNUT	RF				Taluk Level	16	391.48	
93	Vijayapura	Indi	BALLOLLI	Hobli	Horse Gram (kulthi/kultha)	RF		10	269.67				
94	Vijayapura	Indi	INDI	Hobli	Horse Gram (kulthi/kultha)	RF				Taluk Level	14	245.89	
95	Vijayapura	Indi	BALLOLLI	Hobli	Maize (Makka)	IRR				Taluk Level	16	2635.68	

91

Government of Karnataka
Directorate of Economics and Statistics
Hobli Level Average Yield data for Kharif season 2018-19

S.N	District	Taluk	Insurance Unit (hobli/ GP)	GP/HOBLI	Crop	IRR_R F	Area Sown Ha	No_CCE_C onducted	Average Yield(Kg/Ha)	Name_Of_Higher_Level	No_cce Conducted_Higher	Higher average Yield(Kg/Ha)	Neighbouring Yield
96	Vijayapura	Indi	INDI	Hobli	Maize (Makka)	IRR		10	2340.87				
97	Vijayapura	Indi	BALLOLLI	Hobli	Maize (Makka)	RF		10	1825.85				
98	Vijayapura	Indi	INDI	Hobli	Maize (Makka)	RF				Taluk Level	18	1574.36	
99	Vijayapura	Indi	BALLOLLI	Hobli	Onion	IRR		10	11372.00				
100	Vijayapura	Indi	INDI	Hobli	Onion	IRR		10	10348.00				
101	Vijayapura	Indi	BALLOLLI	Hobli	Pearl Millet (Bajra/Bulrush Millet/Spiked Millet)	IRR						767.58	Y
102	Vijayapura	Indi	INDI	Hobli	Pearl Millet (Bajra/Bulrush Millet/Spiked Millet)	IRR				Taluk Level	10	1022.01	
103	Vijayapura	Indi	BALLOLLI	Hobli	Pigeon pea (red gram/arhar/tur)	IRR		10	401.26				
104	Vijayapura	Indi	INDI	Hobli	Pigeon pea (red gram/arhar/tur)	IRR		10	433.38				
105	Vijayapura	Indi	BALLOLLI	Hobli	Red Chillies	IRR		10	451.78				
106	Vijayapura	Indi	INDI	Hobli	Red Chillies	IRR		10	470.17				
107	Vijayapura	Indi	INDI(H)	Hobli	Sugarcane(Irrigated)	IRR			85575.00				

Government of Karnataka
Directorate of Economics and Statistics
Hobli Level Average Yield data for Kharif season 2018-19

S.N	District	Taluk	Insurance Unit (hobli/ GP)	GP/HOBLI	Crop	IRR_R F	Area Sown Ha	No_CCE_C onducted	Average Yield(Kg/Ha)	Name_Of_Higher_Level	No_cce Conducted Higher	Higher average Yield(Kg/Ha)	Neighbouring Yield
108	Vijayapura	Indi	BALLOLLI	Hobli	SUNFLOWER	IRR		10	590.49				
109	Vijayapura	Indi	INDI	Hobli	SUNFLOWER	IRR				Taluk Level	16	724.06	
110	Vijayapura	Indi	BALLOLLI	Hobli	SUNFLOWER	RF		10	572.33				
111	Vijayapura	Indi	INDI	Hobli	SUNFLOWER	RF						639.44	Y
112	Vijayapura	Muddebihal	DAVALAGI	Hobli	COTTON	IRR		10	1036.83				
113	Vijayapura	Muddebihal	NALATAVADA	Hobli	COTTON	IRR		10	179.14				
114	Vijayapura	Muddebihal	DAVALAGI	Hobli	COTTON	RF		10	326.26				
115	Vijayapura	Muddebihal	DAVALAGI	Hobli	Green Gram (Moong Bean/ Moong)	RF		10	92.32				
116	Vijayapura	Muddebihal	MUDDEBIHALA	Hobli	Green Gram (Moong Bean/ Moong)	RF		10	44.81				
117	Vijayapura	Muddebihal	NALATAVADA	Hobli	Green Gram (Moong Bean/ Moong)	RF		10	107.89				
118	Vijayapura	Muddebihal	DAVALAGI	Hobli	GROUNDNUT	IRR				Taluk Level	16	844.57	
119	Vijayapura	Muddebihal	MUDDEBIHALA	Hobli	GROUNDNUT	IRR				Taluk Level	16	844.57	
120	Vijayapura	Muddebihal	NALATAVADA	Hobli	GROUNDNUT	IRR				Taluk Level	16	844.57	
121	Vijayapura	Muddebihal	DAVALAGI	Hobli	GROUNDNUT	RF						524.42	Y
122	Vijayapura	Muddebihal	MUDDEBIHALA	Hobli	GROUNDNUT	RF						510.56	Y

92

Government of Karnataka
Directorate of Economics and Statistics
Hobli Level Average Yield data for Kharif season 2018-19

S.N	District	Taluk	Insurance Unit (hobli/ GP)	GP/HOBLI	Crop	IRR_R F	Area_Sown_Ha	No_CCE_C onducted	Average Yield(Kg/Ha)	Name_Of_Higher_Level	No_cce Conducted_Higher	Higher average Yield(Kg/Ha)	Neighbouring Yield
123	Vijayapura	Muddebihal	NALATAVADA	Hobli	GROUNDNUT	RF				Taluk Level	6	546.18	
124	Vijayapura	Muddebihal	DAVALAGI	Hobli	Horse Gram (kulthi/kultha)	RF				District Level	52	340.45	
125	Vijayapura	Muddebihal	DAVALAGI	Hobli	Maize (Makka)	IRR		10	2331.54				
126	Vijayapura	Muddebihal	MUDDEBIHALA	Hobli	Maize (Makka)	IRR				Taluk Level	26	2915.22	
127	Vijayapura	Muddebihal	NALATAVADA	Hobli	Maize (Makka)	IRR				Taluk Level	26	2915.22	
128	Vijayapura	Muddebihal	DAVALAGI	Hobli	Maize (Makka)	RF				District Level	118	1921.67	
129	Vijayapura	Muddebihal	DAVALAGI	Hobli	Onion	IRR		10	10360.00				
130	Vijayapura	Muddebihal	MUDDEBIHALA	Hobli	Onion	IRR		10	13420.00				
131	Vijayapura	Muddebihal	NALATAVADA	Hobli	Onion	IRR		10	16200.00				
132	Vijayapura	Muddebihal	DAVALAGI	Hobli	Pearl Millet (Bajra/Bulrush Millet/Spiked Millet)	IRR		10	1297.59				
133	Vijayapura	Muddebihal	MUDDEBIHALA	Hobli	Pearl Millet (Bajra/Bulrush Millet/Spiked Millet)	IRR		10	1263.17				
134	Vijayapura	Muddebihal	NALATAVADA	Hobli	Pearl Millet (Bajra/Bulrush Millet/Spiked Millet)	IRR				Taluk Level	28	1429.62	
135	Vijayapura	Muddebihal	DAVALAGI	Hobli	Pigeon pea (red gram/arhar/tur)	IRR		10	549.97				
136	Vijayapura	Muddebihal	MUDDEBIHALA	Hobli	Pigeon pea (red gram/arhar/tur)	IRR		10	471.32				
137	Vijayapura	Muddebihal	NALATAVADA	Hobli	Pigeon pea (red gram/arhar/tur)	IRR		10	651.15				

Government of Karnataka
Directorate of Economics and Statistics
Hobli Level Average Yield data for Kharif season 2018-19

S.N	District	Taluk	Insurance Unit (hobli/ GP)	GP/HOBLI	Crop	IRR_R F	Area Sown Ha	No_CCE_C onducted	Average Yield(Kg/Ha)	Name_Of Higher_Level	No_cce Conducted_Higher	Higher average Yield(Kg/Ha)	Neighbouring Yield
138	Vijayapura	Muddebihal	DAVALAGI(H)	Hobli	Sugarcane(Irrigated)	IRR			62820.00				
139	Vijayapura	Muddebihal	MUDEDEBIHALA(H)	Hobli	Sugarcane(Irrigated)	IRR			74640.00				
140	Vijayapura	Muddebihal	DAVALAGI	Hobli	SUNFLOWER	IRR		10	1026.45				
141	Vijayapura	Muddebihal	MUDEDEBIHALA	Hobli	SUNFLOWER	IRR		10	915.03				
142	Vijayapura	Muddebihal	NALATAVADA	Hobli	SUNFLOWER	IRR		10	894.19				
143	Vijayapura	Muddebihal	DAVALAGI	Hobli	SUNFLOWER	RF		10	327.55				
144	Vijayapura	Muddebihal	MUDEDEBIHALA	Hobli	SUNFLOWER	RF		10	315.81				
145	Vijayapura	Muddebihal	NALATAVADA	Hobli	SUNFLOWER	RF		10	505.99				
146	Vijayapura	NidaGundi	KOLHARA	Hobli	Black Gram (urd bean)	RF				Taluk Level	6	128.80	
147	Vijayapura	NidaGundi	KOLHARA	Hobli	Green Gram (Moong Bean/ Moong)	RF		10	175.36				
148	Vijayapura	NidaGundi	NIDAGUNDI	Hobli	Green Gram (Moong Bean/ Moong)	RF		10	64.66				
149	Vijayapura	NidaGundi	KOLHARA	Hobli	GROUNDNUT	IRR		10	1046.66				
150	Vijayapura	NidaGundi	NIDAGUNDI	Hobli	GROUNDNUT	IRR		10	738.11				
151	Vijayapura	NidaGundi	KOLHARA	Hobli	GROUNDNUT	RF		10	806.47				
152	Vijayapura	NidaGundi	NIDAGUNDI	Hobli	GROUNDNUT	RF		10	389.28				

Government of Karnataka
Directorate of Economics and Statistics
Hobli Level Average Yield data for Kharif season 2018-19

S.N	District	Taluk	Insurance Unit (hobli/ GP)	GP/HOBLI	Crop	IRR_R F	Area_Sown_Ha	No_CCE_C onducted	Average Yield(Kg/Ha)	Name_Of_Higher_Level	No_cce Conducted_Higher	Higher average Yield(Kg/Ha)	Neighbouring Yield
153	Vijayapura	NidaGundi	KOLHARA	Hobli	Horse Gram (kulthi/kultha)	RF				Taluk Level	2	626.62	
154	Vijayapura	NidaGundi	KOLHARA	Hobli	Maize (Makka)	RF		10	1671.99				
155	Vijayapura	NidaGundi	NIDAGUNDI	Hobli	Maize (Makka)	RF		10	2341.00				
156	Vijayapura	NidaGundi	KOLHARA	Hobli	Onion	IRR		10	8272.00				
157	Vijayapura	NidaGundi	NIDAGUNDI	Hobli	Onion	IRR		10	7880.00				
158	Vijayapura	NidaGundi	KOLHARA	Hobli	Pearl Millet (Bajra/Bulrush Millet/Spiked Millet)	IRR		10	1023.55				
159	Vijayapura	NidaGundi	NIDAGUNDI	Hobli	Pearl Millet (Bajra/Bulrush Millet/Spiked Millet)	IRR		10	1207.33				
160	Vijayapura	NidaGundi	KOLHARA	Hobli	Pearl Millet (Bajra/Bulrush Millet/Spiked Millet)	RF		10	925.82				
161	Vijayapura	NidaGundi	NIDAGUNDI	Hobli	Pearl Millet (Bajra/Bulrush Millet/Spiked Millet)	RF		10	1288.52				
162	Vijayapura	NidaGundi	KOLHARA	Hobli	Pigeon pea (red gram/arhar/tur)	IRR		10	583.60				
163	Vijayapura	NidaGundi	NIDAGUNDI	Hobli	Pigeon pea (red gram/arhar/tur)	IRR		10	519.15				
164	Vijayapura	NidaGundi	KOLHARA(H)	Hobli	Sugarcane(Irrigated)	IRR			79340.00				
165	Vijayapura	NidaGundi	KOLHARA	Hobli	SUNFLOWER	IRR						1413.91	Y
166	Vijayapura	NidaGundi	NIDAGUNDI	Hobli	SUNFLOWER	IRR		10	718.51				
167	Vijayapura	NidaGundi	KOLHARA	Hobli	SUNFLOWER	RF						629.96	Y

Government of Karnataka
Directorate of Economics and Statistics
Hobli Level Average Yield data for Kharif season 2018-19

S.N	District	Taluk	Insurance Unit (hobli/ GP)	GP/HOBLI	Crop	IRR_R F	Area Sown Ha	No_CCE_C onducted	Average Yield(Kg/Ha)	Name_Of_Higher_Level	No_cce Conducted_Higher	Higher average Yield(Kg/Ha)	Neighbouring Yield
168	Vijayapura	NidaGundi	NIDAGUNDI	Hobli	SUNFLOWER	RF		10	356.02				
169	Vijayapura	Sindagi	DEVARA HIPPARAGI	Hobli	Black Gram (urd bean)	RF				District Level	52	169.43	
170	Vijayapura	Sindagi	SINDAGI	Hobli	Black Gram (urd bean)	RF				District Level	52	169.43	
171	Vijayapura	Sindagi	ALAMELA	Hobli	COTTON	IRR		10	504.94				
172	Vijayapura	Sindagi	DEVARA HIPPARAGI	Hobli	COTTON	IRR		10	217.17				
173	Vijayapura	Sindagi	SINDAGI	Hobli	COTTON	IRR		10	158.22				
174	Vijayapura	Sindagi	ALAMELA	Hobli	COTTON	RF				Taluk Level	28	147.91	
175	Vijayapura	Sindagi	DEVARA HIPPARAGI	Hobli	COTTON	RF		10	86.74				
176	Vijayapura	Sindagi	SINDAGI	Hobli	COTTON	RF		10	102.11				
177	Vijayapura	Sindagi	ALAMELA	Hobli	Green Gram (Moong Bean/ Moong)	RF				Taluk Level	26	141.69	
178	Vijayapura	Sindagi	DEVARA HIPPARAGI	Hobli	Green Gram (Moong Bean/ Moong)	RF		10	59.41				
179	Vijayapura	Sindagi	SINDAGI	Hobli	Green Gram (Moong Bean/ Moong)	RF		10	69.53				
180	Vijayapura	Sindagi	ALAMELA	Hobli	GROUNDNUT	IRR				Taluk Level	26	769.54	
181	Vijayapura	Sindagi	DEVARA HIPPARAGI	Hobli	GROUNDNUT	IRR		10	1440.33				
182	Vijayapura	Sindagi	SINDAGI	Hobli	GROUNDNUT	IRR		10	312.09				

Government of Karnataka
Directorate of Economics and Statistics
Hobli Level Average Yield data for Kharif season 2018-19

S.N	District	Taluk	Insurance Unit (hobli/ GP)	GP/HOBLI	Crop	IRR_R F	Area_Sown_Ha	No_CCE_C onducted	Average Yield(Kg/Ha)	Name_Of_Higher_Level	No_cce Conducted_Higher	Higher average Yield(Kg/Ha)	Neighbouring Yield
183	Vijayapura	Sindagi	ALAMELA	Hobli	GROUNDNUT	RF				Taluk Level	26	338.06	
184	Vijayapura	Sindagi	DEVARA HIPPARAGI	Hobli	GROUNDNUT	RF		10	464.53				
185	Vijayapura	Sindagi	SINDAGI	Hobli	GROUNDNUT	RF		10	139.18				
186	Vijayapura	Sindagi	ALAMELA	Hobli	Horse Gram (kulthi/kultha)	RF						186.45	Y
187	Vijayapura	Sindagi	DEVARA HIPPARAGI	Hobli	Horse Gram (kulthi/kultha)	RF		10	25.74				
188	Vijayapura	Sindagi	SINDAGI	Hobli	Horse Gram (kulthi/kultha)	RF				Taluk Level	10	25.74	
189	Vijayapura	Sindagi	ALAMELA	Hobli	Maize (Makka)	IRR		10	1848.22				
190	Vijayapura	Sindagi	DEVARA HIPPARAGI	Hobli	Maize (Makka)	IRR		10	2215.37				
191	Vijayapura	Sindagi	SINDAGI	Hobli	Maize (Makka)	IRR		10	1150.00				
192	Vijayapura	Sindagi	ALAMELA	Hobli	Maize (Makka)	RF		10	1757.87				
193	Vijayapura	Sindagi	DEVARA HIPPARAGI	Hobli	Maize (Makka)	RF		10	2088.21				
194	Vijayapura	Sindagi	SINDAGI	Hobli	Maize (Makka)	RF		10	1846.25				
195	Vijayapura	Sindagi	ALAMELA	Hobli	Onion	IRR		10	23572.00				
196	Vijayapura	Sindagi	DEVARA HIPPARAGI	Hobli	Onion	IRR		10	12942.40				

Government of Karnataka
Directorate of Economics and Statistics
Hobli Level Average Yield data for Kharif season 2018-19

S.N	District	Taluk	Insurance Unit (hobli/ GP)	GP/HOBLI	Crop	IRR_R F	Area Sown Ha	No_CCE_C onducted	Average Yield(Kg/Ha)	Name_Of Higher_Level	No_cce Conducted_Higher	Higher average Yield(Kg/Ha)	Neighbouring Yield
197	Vijayapura	Sindagi	SINDAGI	Hobli	Onion	IRR		10	17242.00				
198	Vijayapura	Sindagi	ALAMELA	Hobli	Pearl Millet (Bajra/Bulrush Millet/Soiked Millet)	IRR				Taluk Level	24	838.63	
199	Vijayapura	Sindagi	DEVARA HIPPARAGI	Hobli	Pearl Millet (Bajra/Bulrush Millet/Spiked Millet)	IRR		10	856.06				
200	Vijayapura	Sindagi	SINDAGI	Hobli	Pearl Millet (Bajra/Bulrush Millet/Spiked Millet)	IRR		10	792.21				
201	Vijayapura	Sindagi	ALAMELA	Hobli	Pearl Millet (Bajra/Bulrush Millet/Spiked Millet)	RF				Taluk Level	26	1176.27	
202	Vijayapura	Sindagi	DEVARA HIPPARAGI	Hobli	Pearl Millet (Bajra/Bulrush Millet/Soiked Millet)	RF		10	1544.11				
203	Vijayapura	Sindagi	SINDAGI	Hobli	Pearl Millet (Bajra/Bulrush Millet/Spiked Millet)	RF		10	962.54				
204	Vijayapura	Sindagi	ALAMELA	Hobli	Red Chillies	IRR		10	8787.75				
205	Vijayapura	Sindagi	DEVARA HIPPARAGI	Hobli	Red Chillies	IRR		10	1024.78				
206	Vijayapura	Sindagi	SINDAGI	Hobli	Red Chillies	IRR		10	8703.27				
207	Vijayapura	Sindagi	ALAMELA(H)	Hobli	Sugarcane(Irrigated)	IRR			147702.80				
208	Vijayapura	Sindagi	ALAMELA	Hobli	SUNFLOWER	IRR		10	971.82				
209	Vijayapura	Sindagi	DEVARA HIPPARAGI	Hobli	SUNFLOWER	IRR		10	325.26				
210	Vijayapura	Sindagi	SINDAGI	Hobli	SUNFLOWER	IRR		10	318.43				
211	Vijayapura	Sindagi	ALAMELA	Hobli	SUNFLOWER	RF				Taluk Level	28	252.48	


9

Government of Karnataka
Directorate of Economics and Statistics
Hobli Level Average Yield data for Kharif season 2018-19

S.N	District	Taluk	Insurance Unit (hobli/ GP)	GP/HOBLI	Crop	IRR_R F	Area Sown_Ha	No_CCE_C onducted	Average Yield(Kg/Ha)	Name_Of_Higher_Level	No_cce Conducted_Higher	Higher average Yield(Kg/Ha)	Neighbouring Yield
212	Vijayapura	Sindagi	DEVARA HIPPARAGI	Hobli	SUNFLOWER	RF		10	188.20				
213	Vijayapura	Sindagi	SINDAGI	Hobli	SUNFLOWER	RF		10	111.65				
214	Vijayapura	Sindagi	SINDAGI	Hobli	Tomato	NS		10	40602.87				
215	Vijayapura	Talikote	TALIKOTI	Hobli	COTTON	IRR		10	278.22				
216	Vijayapura	Talikote	TALIKOTI	Hobli	COTTON	RF		10	209.50				
217	Vijayapura	Talikote	TALIKOTI	Hobli	Green Gram (Moong Bean/ Moong)	RF		10	186.95				
218	Vijayapura	Talikote	TALIKOTI	Hobli	GROUNDNUT	RF						491.80	Y
219	Vijayapura	Talikote	TALIKOTI	Hobli	Pigeon pea (red gram/arhar/tur)	IRR						750.20	Y
220	Vijayapura	Talikote	TALIKOTI	Hobli	SUNFLOWER	IRR				Taluk Level	4	352.21	
221	Vijayapura	Talikote	TALIKOTI	Hobli	SUNFLOWER	RF		10	167.00				
222	Vijayapura	TIKOTA	TIKOTA	Hobli	Black Gram (urd bean)	RF		10	76.93				
223	Vijayapura	TIKOTA	TIKOTA	Hobli	Green Gram (Moong Bean/ Moong)	RF		10	101.97				
224	Vijayapura	TIKOTA	TIKOTA	Hobli	GROUNDNUT	IRR						753.35	Y
225	Vijayapura	TIKOTA	TIKOTA	Hobli	GROUNDNUT	RF						599.46	Y
226	Vijayapura	TIKOTA	TIKOTA	Hobli	Horse Gram (kulthi/kultha)	RF				District Level	52	340.45	

Government of Karnataka
Directorate of Economics and Statistics
Hobli Level Average Yield data for Kharif season 2018-19

S.N	District	Taluk	Insurance Unit (hobli/ GP)	GP/HOBLI	Crop	IRR_R F	Area_Sown_Ha	No_CCE_C onducted	Average Yield(Kg/Ha)	Name_Of_Higher_Le vel	No_cce Conducted_Higher	Higher average Yield(Kg/Ha)	Neighbouring Yield
227	Vijayapura	TIKOTA	TIKOTA	Hobli	Maize (Makka)	IRR		10	4034.18				
228	Vijayapura	TIKOTA	TIKOTA	Hobli	Maize (Makka)	RF				District Level	118	1921.67	
229	Vijayapura	TIKOTA	TIKOTA	Hobli	Onion	IRR		10	7094.00				
230	Vijayapura	TIKOTA	TIKOTA	Hobli	Pearl Millet (Bajra/Bulrush Millet/Spiked Millet)	IRR						843.57	Y
231	Vijayapura	TIKOTA	TIKOTA	Hobli	Pigeon pea (red gram/arhar/tur)	IRR						446.11	Y
232	Vijayapura	TIKOTA	TIKOTA	Hobli	SUNFLOWER	IRR		10	541.19				
233	Vijayapura	TIKOTA	TIKOTA	Hobli	SUNFLOWER	RF		10	241.26				


Joint Director
Crop insurance scheme Division
Directorate of Economics and Statistics

(2)

Government of Karnataka
Directorate of Economics and Statistics
Hobli Level Average Yield data for Kharif season 2018-19

S.N	District	Taluk	Insurance Unit (hobli/ GP)	GP/HOBLI	Crop	IRR_R F	Area_Sown_Ha	No_CCE_C onducted	Average Yield(Kg/Ha)	Name_Of Higher_Level	No_cce Conducted_Higher	Higher average Yield(Kg/Ha)	Neighbouring Yield
1	YADGIRI	Gurmitkal	GURUMITAKALA	Hobli	Black Gram (urd bean)	RF		10	633.47				
2	YADGIRI	Gurmitkal	KONKALA	Hobli	Black Gram (urd bean)	RF		10	387.54				
3	YADGIRI	Gurmitkal	GURUMITAKALA	Hobli	COTTON	RF		10	396.05				
4	YADGIRI	Gurmitkal	KONKALA	Hobli	COTTON	RF		10	240.86				
5	YADGIRI	Gurmitkal	GURUMITAKALA	Hobli	Green Gram (Moong Bean/ Moong)	RF		10	454.75				
6	YADGIRI	Gurmitkal	KONKALA	Hobli	Green Gram (Moong Bean/ Moong)	RF		10	677.87				
7	YADGIRI	Gurmitkal	GURUMITAKALA	Hobli	GROUNDNUT	IRR				Taluk Level	1	1433.05	
8	YADGIRI	Gurmitkal	KONKALA	Hobli	GROUNDNUT	IRR				Taluk Level	1	1433.05	
9	YADGIRI	Gurmitkal	GURUMITAKALA	Hobli	GROUNDNUT	RF				Taluk Level	6	730.85	
10	YADGIRI	Gurmitkal	KONKALA	Hobli	GROUNDNUT	RF				Taluk Level	6	730.85	
11	YADGIRI	Gurmitkal	GURUMITAKALA	Hobli	Maize (Makka)	RF				State Level	6882	2407.64	
12	YADGIRI	Gurmitkal	GURUMITAKALA	Hobli	PADDY	RF				Taluk Level	8	2366.07	
13	YADGIRI	Gurmitkal	GURUMITAKALA	Hobli	Pearl Millet (Bajra/Bulrush Millet/Spiked Millet)	RF				Taluk Level	8	1523.69	
14	YADGIRI	Gurmitkal	KONKALA	Hobli	Pearl Millet (Bajra/Bulrush Millet/Spiked Millet)	RF				Taluk Level	8	1523.69	
15	YADGIRI	Gurmitkal	GURUMITAKALA	Hobli	Save	RF		10	676.75				



Government of Karnataka
Directorate of Economics and Statistics
Hobli Level Average Yield data for Kharif season 2018-19

S.N	District	Taluk	Insurance Unit (hobli/ GP)	GP/HOBLI	Crop	IRR_R F	Area_Sown_Ha	No_CCE_C onducted	Average Yield(Kg/Ha)	Name_Of_Higher_Level	No_cce Conducted_Higher	Higher average Yield(Kg/Ha)	Neighbouring Yield
16	YADGIRI	Gurmitkal	GURUMITAKALA	Hobli	Sorghum (Jowar/Great Millet)	RF				Taluk Level	2	2657.67	
17	YADGIRI	Gurmitkal	KONKALA	Hobli	Sorghum (Jowar/Great Millet)	RF				Taluk Level	2	2657.67	
18	YADGIRI	Gurmitkal	GURUMITAKALA	Hobli	SUNFLOWER	RF				Taluk Level	7	1493.74	
19	YADGIRI	Gurmitkal	KONKALA	Hobli	SUNFLOWER	RF				Taluk Level	7	1493.74	
20	YADGIRI	Hunisigi	HUNASIGI	Hobli	COTTON	IRR		10	365.89				
21	YADGIRI	Hunisigi	KODEKAL	Hobli	COTTON	IRR		10	374.63				
22	YADGIRI	Hunisigi	HUNASIGI	Hobli	COTTON	RF		10	198.89				
23	YADGIRI	Hunisigi	KODEKAL	Hobli	COTTON	RF		10	201.16				
24	YADGIRI	Hunisigi	HUNASIGI	Hobli	Green Gram (Moong Bean/ Moong)	RF				Taluk Level	6	374.79	
25	YADGIRI	Hunisigi	KODEKAL	Hobli	Green Gram (Moong Bean/ Moong)	RF				Taluk Level	6	374.79	
26	YADGIRI	Hunisigi	HUNASIGI	Hobli	GROUNDNUT	IRR				Taluk Level	5	1391.80	
27	YADGIRI	Hunisigi	KODEKAL	Hobli	GROUNDNUT	IRR				Taluk Level	5	1391.80	
28	YADGIRI	Hunisigi	HUNASIGI	Hobli	GROUNDNUT	RF		10	710.97				
29	YADGIRI	Hunisigi	KODEKAL	Hobli	GROUNDNUT	RF				Taluk Level	12	678.02	
30	YADGIRI	Hunisigi	HUNASIGI	Hobli	Onion	RF				State Level	721	6447.37	

(5)

Government of Karnataka
Directorate of Economics and Statistics
Hobli Level Average Yield data for Kharif season 2018-19

S.N	District	Taluk	Insurance Unit (hobli/ GP)	GP/HOBLI	Crop	IRR_R F	Area Sown_Ha	No_CCE_C onducted	Average Yield(Kg/Ha)	Name_Of_Higher_Level	No_cce Conducted_Higher	Higher average Yield(Kg/Ha)	Neighbouring Yield
31	YADGIRI	Hunisigi	HUNASIGI	Hobli	Pearl Millet (Bajra/Bulrush Millet/Spiked Millet)	IRR		10	1654.98				
32	YADGIRI	Hunisigi	KODEKAL	Hobli	Pearl Millet (Bajra/Bulrush Millet/Spiked Millet)	IRR				Taluk Level	19	1511.78	
33	YADGIRI	Hunisigi	HUNASIGI	Hobli	Pearl Millet (Bajra/Bulrush Millet/Spiked Millet)	RF		10	750.83				
34	YADGIRI	Hunisigi	KODEKAL	Hobli	Pearl Millet (Bajra/Bulrush Millet/Spiked Millet)	RF		10	1378.46				
35	YADGIRI	Hunisigi	HUNASIGI	Hobli	Pigeon pea (red gram/arhar/tur)	IRR		10	1015.05				
36	YADGIRI	Hunisigi	KODEKAL	Hobli	Pigeon pea (red gram/arhar/tur)	IRR		10	1148.07				
37	YADGIRI	Hunisigi	KODEKAL	Hobli	Sesame (Gingelly/Til)/Sesamum	RF				State Level	1318	825.26	
38	YADGIRI	Hunisigi	HUNASIGI	Hobli	SUNFLOWER	IRR				Taluk Level	10	930.31	
39	YADGIRI	Hunisigi	KODEKAL	Hobli	SUNFLOWER	IRR				Taluk Level	10	930.31	
40	YADGIRI	Hunisigi	HUNASIGI	Hobli	SUNFLOWER	RF				Taluk Level	12	253.34	
41	YADGIRI	Hunisigi	KODEKAL	Hobli	SUNFLOWER	RF				Taluk Level	12	253.34	
42	YADGIRI	Shahapur	DORANALLI	Hobli	COTTON	IRR		10	656.19				
43	YADGIRI	Shahapur	GOGI	Hobli	COTTON	IRR		10	644.95				
44	YADGIRI	Shahapur	SHAHAPURA	Hobli	COTTON	IRR		10	661.86				
45	YADGIRI	Shahapur	DORANALLI	Hobli	COTTON	RF		10	258.87				

Government of Karnataka
Directorate of Economics and Statistics
Hobli Level Average Yield data for Kharif season 2018-19

S.N	District	Taluk	Insurance Unit (hobli/ GP)	GP/HOBLI	Crop	IRR_R F	Area Sown Ha	No_CCE_C onducted	Average Yield(Kg/Ha)	Name Of Higher Level	No_cce Conducted Higher	Higher average Yield(Kg/Ha)	Neighbouring Yield
46	YADGIRI	Shahapur	GOGI	Hobli	COTTON	RF		10	213.89				
47	YADGIRI	Shahapur	SHAHAPURA	Hobli	COTTON	RF		10	250.20				
48	YADGIRI	Shahapur	DORANALLI	Hobli	Green Gram (Moong Bean/ Moong)	RF		10	209.09				
49	YADGIRI	Shahapur	GOGI	Hobli	Green Gram (Moong Bean/ Moong)	RF		10	306.28				
50	YADGIRI	Shahapur	SHAHAPURA	Hobli	Green Gram (Moong Bean/ Moong)	RF		10	344.47				
51	YADGIRI	Shahapur	DORANALLI	Hobli	GROUNDNUT	IRR				Taluk Level	10	1472.83	
52	YADGIRI	Shahapur	GOGI	Hobli	GROUNDNUT	IRR				Taluk Level	10	1472.83	
53	YADGIRI	Shahapur	SHAHAPURA	Hobli	GROUNDNUT	IRR				Taluk Level	10	1472.83	
54	YADGIRI	Shahapur	DORANALLI	Hobli	GROUNDNUT	RF				Taluk Level	4	1313.55	
55	YADGIRI	Shahapur	GOGI	Hobli	GROUNDNUT	RF				Taluk Level	4	1313.55	
56	YADGIRI	Shahapur	SHAHAPURA	Hobli	GROUNDNUT	RF				Taluk Level	4	1313.55	
57	YADGIRI	Shahapur	DORANALLI	Hobli	Maize (Makka)	IRR				State Level	4185	3679.14	
58	YADGIRI	Shahapur	GOGI	Hobli	Maize (Makka)	IRR				State Level	4185	3679.14	

(9)

Government of Karnataka
Directorate of Economics and Statistics
Hobli Level Average Yield data for Kharif season 2018-19

S.N	District	Taluk	Insurance Unit (hobli/ GP)	GP/HOBLI	Crop	IRR_R F	Area Sown_Ha	No_CCE_C onducted	Average Yield(Kg/Ha)	Name Of Higher_Le vel	No_cce Conducted_Higher	Higher average Yield(Kg/Ha)	Neighbouring Yield
59	YADGIRI	Shahapur	SHAHAPURA	Hobli	Maize (Makka)	IRR				State Level	4185	3679.14	
60	YADGIRI	Shahapur	GOGI	Hobli	Pearl Millet (Bajra/Bulrush Millet/Spiked Millet)	IRR				Taluk Level	6	1269.11	
61	YADGIRI	Shahapur	SHAHAPURA	Hobli	Pearl Millet (Bajra/Bulrush Millet/Spiked Millet)	IRR				Taluk Level	6	1269.11	
62	YADGIRI	Shahapur	DORANALLI	Hobli	Pearl Millet (Bajra/Bulrush Millet/Spiked Millet)	RF				Taluk Level	10	1175.27	
63	YADGIRI	Shahapur	GOGI	Hobli	Pearl Millet (Bajra/Bulrush Millet/Spiked Millet)	RF				Taluk Level	10	1175.27	
64	YADGIRI	Shahapur	SHAHAPURA	Hobli	Pearl Millet (Bajra/Bulrush Millet/Spiked Millet)	RF				Taluk Level	10	1175.27	
65	YADGIRI	Shahapur	DORANALLI	Hobli	Pigeon pea (red gram/arhar/tur)	IRR		10	1154.21				
66	YADGIRI	Shahapur	GOGI	Hobli	Pigeon pea (red gram/arhar/tur)	IRR		10	1221.98				
67	YADGIRI	Shahapur	SHAHAPURA	Hobli	Pigeon pea (red gram/arhar/tur)	IRR		10	1337.35				
68	YADGIRI	Shahapur	DORANALLI	Hobli	SUNFLOWER	IRR				Taluk Level	2	1031.48	
69	YADGIRI	Shahapur	GOGI	Hobli	SUNFLOWER	IRR				Taluk Level	2	1031.48	
70	YADGIRI	Shahapur	SHAHAPURA	Hobli	SUNFLOWER	IRR				Taluk Level	2	1031.48	
71	YADGIRI	Shahapur	DORANALLI	Hobli	SUNFLOWER	RF				District Level	25	640.11	
72	YADGIRI	Shahapur	GOGI	Hobli	SUNFLOWER	RF				District Level	25	640.11	
73	YADGIRI	Shahapur	SHAHAPURA	Hobli	SUNFLOWER	RF				District Level	25	640.11	

**Government of Karnataka
Directorate of Economics and Statistics**

Hobli Level Average Yield data for Kharif season 2018-19

S.N	District	Taluk	Insurance Unit (hobli/ GP)	GP/HOBLI	Crop	IRR_R F	Area_Sown_Ha	No_CCE_C onducted	Average Yield(Kg/Ha)	Name_Of Higher_Le vel	No_cce Conducted_Higher	Higher average Yield(Kg/Ha)	Neighbouring Yield
74	YADGIRI	Shorapur	KAKKERA	Hobli	COTTON	IRR		10	326.13				
75	YADGIRI	Shorapur	KEMBHAVI	Hobli	COTTON	IRR		10	348.95				
76	YADGIRI	Shorapur	SHORAPURA	Hobli	COTTON	IRR		10	306.91				
77	YADGIRI	Shorapur	KAKKERA	Hobli	COTTON	RF		10	211.84				
78	YADGIRI	Shorapur	KEMBHAVI	Hobli	COTTON	RF		10	126.44				
79	YADGIRI	Shorapur	SHORAPURA	Hobli	COTTON	RF		10	210.47				
80	YADGIRI	Shorapur	KAKKERA	Hobli	Green Gram (Moong Bean/ Moong)	RF				Taluk Level	17	433.56	
81	YADGIRI	Shorapur	KEMBHAVI	Hobli	Green Gram (Moong Bean/ Moong)	RF		10	406.12				
82	YADGIRI	Shorapur	SHORAPURA	Hobli	Green Gram (Moong Bean/ Moong)	RF				Taluk Level	17	433.56	
83	YADGIRI	Shorapur	KAKKERA	Hobli	GROUNDNUT	IRR		10	1399.79				
84	YADGIRI	Shorapur	KEMBHAVI	Hobli	GROUNDNUT	IRR				Taluk Level	22	1785.45	
85	YADGIRI	Shorapur	SHORAPURA	Hobli	GROUNDNUT	IRR		10	1831.12				
86	YADGIRI	Shorapur	KAKKERA	Hobli	GROUNDNUT	RF		10	913.50				
87	YADGIRI	Shorapur	KEMBHAVI	Hobli	GROUNDNUT	RF				Taluk Level	27	1037.90	
88	YADGIRI	Shorapur	SHORAPURA	Hobli	GROUNDNUT	RF				Taluk Level	27	1037.90	

Government of Karnataka
Directorate of Economics and Statistics
Hobli Level Average Yield data for Kharif season 2018-19

S.N	District	Taluk	Insurance Unit (hobli/ GP)	GP/HOBLI	Crop	IRR_R F	Area Sown_Ha	No_CCE_C onducted	Average Yield(Kg/Ha)	Name_Of Higher_Level	No_cce Conducted_Higher	Higher average Yield(Kg/Ha)	Neighbouring Yield
89	YADGIRI	Shorapur	KAKKERA	Hobli	Pearl Millet (Bajra/Bulrush Millet/Spiked Millet)	IRR		10	1467.87				
90	YADGIRI	Shorapur	KEMBHAVI	Hobli	Pearl Millet (Bajra/Bulrush Millet/Spiked Millet)	IRR				Taluk Level	22	1709.80	
91	YADGIRI	Shorapur	SHORAPURA	Hobli	Pearl Millet (Bajra/Bulrush Millet/Spiked Millet)	IRR				Taluk Level	22	1709.80	
92	YADGIRI	Shorapur	KAKKERA	Hobli	Pearl Millet (Bajra/Bulrush Millet/Spiked Millet)	RF		10	926.15				
93	YADGIRI	Shorapur	KEMBHAVI	Hobli	Pearl Millet (Bajra/Bulrush Millet/Spiked Millet)	RF				Taluk Level	28	1014.69	
94	YADGIRI	Shorapur	SHORAPURA	Hobli	Pearl Millet (Bajra/Bulrush Millet/Spiked Millet)	RF		10	1182.70				
95	YADGIRI	Shorapur	KAKKERA	Hobli	Pigeon pea (red gram/arhar/tur)	IRR		10	953.39				
96	YADGIRI	Shorapur	KEMBHAVI	Hobli	Pigeon pea (red gram/arhar/tur)	IRR		10	1011.15				
97	YADGIRI	Shorapur	SHORAPURA	Hobli	Pigeon pea (red gram/arhar/tur)	IRR		10	1029.11				
98	YADGIRI	Shorapur	KAKKERA	Hobli	SUNFLOWER	IRR				Taluk Level	2	686.46	
99	YADGIRI	Shorapur	KEMBHAVI	Hobli	SUNFLOWER	IRR				Taluk Level	2	686.46	
100	YADGIRI	Shorapur	SHORAPURA	Hobli	SUNFLOWER	IRR				Taluk Level	2	686.46	
101	YADGIRI	Shorapur	KAKKERA	Hobli	SUNFLOWER	RF				Taluk Level	6	417.75	
102	YADGIRI	Shorapur	KEMBHAVI	Hobli	SUNFLOWER	RF				Taluk Level	6	417.75	
103	YADGIRI	Shorapur	SHORAPURA	Hobli	SUNFLOWER	RF				Taluk Level	6	417.75	
104	YADGIRI	Vadagera	HAIYYALA B	Hobli	COTTON	IRR		10	594.81				

Government of Karnataka
Directorate of Economics and Statistics
Hobli Level Average Yield data for Kharif season 2018-19

S.N	District	Taluk	Insurance Unit (hobli/ GP)	GP/HOBLI	Crop	IRR_R F	Area Sown Ha	No_CCE_C onducted	Average Yield(Kg/Ha)	Name_Of_Higher_Le vel	No_cce Conducted_Higher	Higher average Yield(Kg/Ha)	Neighbouring Yield
105	YADGIRI	Vadagera	VADAGERA	Hobli	COTTON	IRR		10	370.63				
106	YADGIRI	Vadagera	HAIYYALA B	Hobli	COTTON	RF				Taluk Level	18	222.66	
107	YADGIRI	Vadagera	VADAGERA	Hobli	COTTON	RF		10	220.18				
108	YADGIRI	Vadagera	HAIYYALA B	Hobli	Green Gram (Moong Bean/ Moong)	RF		10	287.37				
109	YADGIRI	Vadagera	VADAGERA	Hobli	Green Gram (Moong Bean/ Moong)	RF		10	328.83				
110	YADGIRI	Vadagera	HAIYYALA B	Hobli	GROUNDNUT	IRR				District Level	64	1526.09	
111	YADGIRI	Vadagera	VADAGERA	Hobli	GROUNDNUT	IRR				District Level	64	1526.09	
112	YADGIRI	Vadagera	HAIYYALA B	Hobli	GROUNDNUT	RF				Taluk Level	9	610.67	
113	YADGIRI	Vadagera	VADAGERA	Hobli	GROUNDNUT	RF				Taluk Level	9	610.67	
114	YADGIRI	Vadagera	HAIYYALA B	Hobli	Maize (Makka)	IRR				State Level	4185	3679.14	
115	YADGIRI	Vadagera	VADAGERA	Hobli	Maize (Makka)	IRR				State Level	4185	3679.14	
116	YADGIRI	Vadagera	VADAGERA	Hobli	Maize (Makka)	RF				State Level	6882	2407.64	
117	YADGIRI	Vadagera	HAIYYALA B	Hobli	Pearl Millet (Bajra/Bulrush Millet/Spiked Millet)	IRR				Taluk Level	3	1628.38	
118	YADGIRI	Vadagera	VADAGERA	Hobli	Pearl Millet (Bajra/Bulrush Millet/Spiked Millet)	IRR				Taluk Level	3	1628.38	
119	YADGIRI	Vadagera	HAIYYALA B	Hobli	Pearl Millet (Bajra/Bulrush Millet/Spiked Millet)	RF				Taluk Level	8	955.92	



Government of Karnataka
Directorate of Economics and Statistics
Hobli Level Average Yield data for Kharif season 2018-19

S.N	District	Taluk	Insurance Unit (hobli/ GP)	GP/HOBLI	Crop	IRR_R F	Area_Sown_Ha	No_CCE_C onducted	Average Yield(Kg/Ha)	Name_Of_Higher_Level	No_cce Conducted_Higher	Higher average Yield(Kg/Ha)	Neighbouring Yield
120	YADGIRI	Vadagera	VADAGERA	Hobli	Pearl Millet (Bajra/Bulrush Millet/Spiked Millet)	RF				Taluk Level	8	955.92	
121	YADGIRI	Vadagera	HAIYYALA B	Hobli	Pigeon pea (red gram/arhar/tur)	IRR		10	1079.94				
122	YADGIRI	Vadagera	VADAGERA	Hobli	Pigeon pea (red gram/arhar/tur)	IRR				Taluk Level	17	1014.88	
123	YADGIRI	Vadagera	HAIYYALA B	Hobli	SUNFLOWER	IRR				District Level	14	909.92	
124	YADGIRI	Vadagera	HAIYYALA B	Hobli	SUNFLOWER	RF				District Level	25	640.11	
125	YADGIRI	Vadagera	VADAGERA	Hobli	SUNFLOWER	RF				District Level	25	640.11	
126	YADGIRI	Yadgir	BALICHAKRA	Hobli	COTTON	IRR		10	264.94				
127	YADGIRI	Yadgir	HATTIKUNI	Hobli	COTTON	IRR		10	264.88				
128	YADGIRI	Yadgir	BALICHAKRA	Hobli	COTTON	RF		10	185.28				
129	YADGIRI	Yadgir	HATTIKUNI	Hobli	COTTON	RF		10	212.17				
130	YADGIRI	Yadgir	SAIDAPORA	Hobli	COTTON	RF		10	242.53				
131	YADGIRI	Yadgir	YADAGIRI	Hobli	COTTON	RF		10	215.84				
132	YADGIRI	Yadgir	BALICHAKRA	Hobli	Green Gram (Moong Bean/ Moong)	RF		10	379.15				
133	YADGIRI	Yadgir	HATTIKUNI	Hobli	Green Gram (Moong Bean/ Moong)	RF		10	414.95				

Government of Karnataka
Directorate of Economics and Statistics
Hobli Level Average Yield data for Kharif season 2018-19

S.N	District	Taluk	Insurance Unit (hobli/ GP)	GP/HOBLI	Crop	IRR_R F	Area Sown Ha	No_CCE_C onducted	Average Yield(Kg/Ha)	Name_Of_Higher_Level	No_cce Conducted_Higher	Higher average Yield(Kg/Ha)	Neighbouring Yield
134	YADGIRI	Yadgir	SAIDAPORA	Hobli	Green Gram (Moong Bean/ Moong)	RF		10	390.73				
135	YADGIRI	Yadgir	YADAGIRI	Hobli	Green Gram (Moong Bean/ Moong)	RF		10	423.80				
136	YADGIRI	Yadgir	BALICHAKRA	Hobli	GROUNDNUT	IRR		10	1417.02				
137	YADGIRI	Yadgir	HATTIKUNI	Hobli	GROUNDNUT	IRR				Taluk Level	26	1356.53	
138	YADGIRI	Yadgir	SAIDAPORA	Hobli	GROUNDNUT	IRR				Taluk Level	26	1356.53	
139	YADGIRI	Yadgir	YADAGIRI	Hobli	GROUNDNUT	IRR				Taluk Level	26	1356.53	
140	YADGIRI	Yadgir	BALICHAKRA	Hobli	GROUNDNUT	RF				Taluk Level	16	820.08	
141	YADGIRI	Yadgir	HATTIKUNI	Hobli	GROUNDNUT	RF				Taluk Level	16	820.08	
142	YADGIRI	Yadgir	YADAGIRI	Hobli	GROUNDNUT	RF				Taluk Level	16	820.08	
143	YADGIRI	Yadgir	BALICHAKRA	Hobli	PADDY	RF				Taluk Level	2	185.82	
144	YADGIRI	Yadgir	BALICHAKRA	Hobli	Pearl Millet (Bajra/Bulrush Millet/Spiked Millet)	RF				Taluk Level	12	1160.31	
145	YADGIRI	Yadgir	HATTIKUNI	Hobli	Pearl Millet (Bajra/Bulrush Millet/Spiked Millet)	RF				Taluk Level	12	1160.31	
146	YADGIRI	Yadgir	SAIDAPORA	Hobli	Pearl Millet (Bajra/Bulrush Millet/Spiked Millet)	RF				Taluk Level	12	1160.31	
147	YADGIRI	Yadgir	YADAGIRI	Hobli	Pearl Millet (Bajra/Bulrush Millet/Spiked Millet)	RF		10	1272.34				
148	YADGIRI	Yadgir	BALICHAKRA	Hobli	SUNFLOWER	RF				District Level	25	640.11	
149	YADGIRI	Yadgir	SAIDAPORA	Hobli	SUNFLOWER	RF				District Level	25	640.11	

Government of Karnataka
Directorate of Economics and Statistics
Hobli Level Average Yield data for Kharif season 2018-19

S.N	District	Taluk	Insurance Unit (hobli/ GP)	GP/HOBLI	Crop	IRR_R F	Area Sown Ha	No_CCE_C onducted	Average Yield(Kg/Ha)	Name_Of_Higher_Level	No_cce Conducted_Higher	Higher average Yield(Kg/Ha)	Neighbouring Yield
150	YADGIRI	Yadgir	YADAGIRI	Hobli	SUNFLOWER	RF				District Level	25	640.11	

~~Joint Director~~
Crop insurance scheme Division
Directorate of Economics and Statistics



