

2019-20ನೇ ಸಾಲಿನ ಬೇಸಿಗೆ ಹಂಗಾಮಿನ ಹೋಬಳಿವಾರು

ಅಂತಿಮ ಸರಾಸರಿ ಇಳುವರಿ

(ಪರಿಷ್ಕೃತ)

(Neighbouring Yield & Technology Based


Yield ನ್ನು ಒಳಗೊಂಡಿದೆ)


Government of Karnataka
Directorate of Economics and Statistics
Hobli Level Average Yield data for Summer season 2019-20

S.N	District	Taluk	Insurance Unit (hobli/ GP)	GP/ HOBLI	Crop	IRR_RF	No_CCE_Conducted	Average Yield(Kg/Ha)	Name_Of_Higher_Level	No_cce Conducted_Higher	Higher average Yield(Kg/Ha)	Neighbouring Yield	Tech. based Yield
1	Bagalkot	Badami	BADAMI	Hobli	GROUNDNUT	IRR	10	1746.14					
2	Bagalkot	Badami	KERURA	Hobli	GROUNDNUT	IRR	10	1305.23					
3	Bagalkot	Badami	KULAGERI	Hobli	GROUNDNUT	IRR	10	1294.73					
4	Bagalkot	Badami	BADAMI	Hobli	SUNFLOWER	IRR			Taluk Level	24	1002.49		
5	Bagalkot	Badami	KERURA	Hobli	SUNFLOWER	IRR			Taluk Level	24	1002.49		
6	Bagalkot	Badami	KULAGERI	Hobli	SUNFLOWER	IRR	10	1025.21					
7	Bagalkot	Bagalkot	BAGALAKOTA	Hobli	GROUNDNUT	IRR	10	2270.07					
8	Bagalkot	Bagalkot	KALADAGI	Hobli	GROUNDNUT	IRR	10	3691.74					
9	Bagalkot	Bagalkot	SEETIMANI	Hobli	GROUNDNUT	IRR	10	1285.99					
10	Bagalkot	Bagalkot	KALADAGI	Hobli	Maize (Makka)	IRR	10	5354.78					
11	Bagalkot	Bagalkot	BAGALAKOTA	Hobli	Onion	IRR	10	10625.00					
12	Bagalkot	Bagalkot	KALADAGI	Hobli	Onion	IRR	10	13360.00					
13	Bagalkot	Bilagi	ANAGAVADI	Hobli	GROUNDNUT	IRR			Taluk Level	12	1990.65		
14	Bagalkot	Bilagi	BEELAGI	Hobli	GROUNDNUT	IRR			Taluk Level	12	1990.65		
15	Bagalkot	Bilagi	ANAGAVADI	Hobli	Maize (Makka)	IRR			Taluk Level	7	3781.58		
16	Bagalkot	Guledagudda	GULEDAGUDDA	Hobli	GROUNDNUT	IRR	10	2804.67					
17	Bagalkot	Guledagudda	GULEDAGUDDA	Hobli	SUNFLOWER	IRR			Taluk Level	2	1106.00		
18	Bagalkot	Hungund	AMEENAGADA	Hobli	GROUNDNUT	IRR	10	1588.57					
19	Bagalkot	Hungund	HUNAGUNDA	Hobli	GROUNDNUT	IRR	10	1059.41					
20	Bagalkot	Hungund	KARADI	Hobli	GROUNDNUT	IRR			Taluk Level	24	1279.02		
21	Bagalkot	Hungund	AMEENAGADA	Hobli	SUNFLOWER	IRR			District Level	67	1476.07		

Government of Karnataka
Directorate of Economics and Statistics
Hobli Level Average Yield data for Summer season 2019-20

S.N	District	Taluk	Insurance Unit (hobli/ GP)	GP/ HOBLI	Crop	IRR_RF	No_CCE_Conducted	Average Yield(Kg/Ha)	Name_Of_Higher_Level	No_cce Conducted_Higher	Higher average Yield(Kg/Ha)	Neighbouring Yield	Tech. based Yield
22	Bagalkot	Hungund	HUNAGUNDA	Hobli	SUNFLOWER	IRR			District Level	67	1476.07		
23	Bagalkot	Illkal	ILAKALLA	Hobli	GROUNDNUT	IRR			Taluk Level	9	1627.94		
24	Bagalkot	Jamakhandi	JAMAKHANDI	Hobli	GROUNDNUT	IRR	10	1506.44					
25	Bagalkot	Jamakhandi	SAVALAGI	Hobli	GROUNDNUT	IRR	10	1031.41					
26	Bagalkot	Jamakhandi	TERADALA	Hobli	GROUNDNUT	IRR	10	999.05					
27	Bagalkot	Jamakhandi	JAMAKHANDI	Hobli	Maize (Makka)	IRR	10	7215.89					
28	Bagalkot	Jamakhandi	SAVALAGI	Hobli	Maize (Makka)	IRR	10	3689.57					
29	Bagalkot	Jamakhandi	TERADALA	Hobli	Maize (Makka)	IRR			Taluk Level	26	5132.37		
30	Bagalkot	Jamakhandi	JAMAKHANDI	Hobli	SUNFLOWER	IRR	10	2378.84					
31	Bagalkot	Jamakhandi	SAVALAGI	Hobli	SUNFLOWER	IRR			Taluk Level	18	1744.97		
32	Bagalkot	Jamakhandi	TERADALA	Hobli	SUNFLOWER	IRR			Taluk Level	18	1744.97		
33	Bagalkot	Mudhol	LOKAPURA	Hobli	GROUNDNUT	IRR			Taluk Level	18	1019.55		
34	Bagalkot	Mudhol	MUDHOLA	Hobli	GROUNDNUT	IRR	10	916.81					
35	Bagalkot	Mudhol	LOKAPURA	Hobli	Maize (Makka)	IRR	10	4137.68					
36	Bagalkot	Mudhol	MUDHOLA	Hobli	Maize (Makka)	IRR			Taluk Level	19	4902.55		


Director
 Directorate of Economics and Statistics



Government of Karnataka
Directorate of Economics and Statistics
Hobli Level Average Yield data for Summer season 2019-20

S.N	District	Taluk	Insurance Unit (hobli/ GP)	GP/ HOBLI	Crop	IRR_RF	No_CCE_Conducted	Average Yield(Kg/Ha)	Name_Of_Higher_Level	No_cce_Conducted_Higher	Higher average Yield(Kg/Ha)	Neighbouring Yield	Tech. based Yield
1	Ballari	Ballari	BALLARI	Hobli	PADDY	IRR	10	5824.22					
2	Ballari	Ballari	KOLURU	Hobli	PADDY	IRR	10	5972.31					
3	Ballari	Ballari	MOKA	Hobli	PADDY	IRR	10	6091.56					
4	Ballari	Ballari	RUPANAGUDI	Hobli	PADDY	IRR	10	5472.09					
5	Ballari	Ballari	MOKA	Hobli	SUNFLOWER	IRR			Taluk Level	2	680.45		
6	Ballari	Ballari	RUPANAGUDI	Hobli	SUNFLOWER	IRR			Taluk Level	2	680.45		
7	Ballari	hadagli	HADAGALI	Hobli	PADDY	IRR	10	4459.03					
8	Ballari	hadagli	HIREHADAGALI	Hobli	PADDY	IRR	10	4533.39					
9	Ballari	hadagli	HADAGALI	Hobli	SUNFLOWER	IRR			Taluk Level	14	1325.19		
10	Ballari	hadagli	HIREHADAGALI	Hobli	SUNFLOWER	IRR			Taluk Level	14	1325.19		
11	Ballari	hadagli	ITTIGI	Hobli	SUNFLOWER	IRR			Taluk Level	14	1325.19		
12	Ballari	HagariBommannaHalli	HAGARIBOMMANAHALLI	Hobli	PADDY	IRR	10	4869.68					
13	Ballari	HagariBommannaHalli	HAMPASAGARA	Hobli	PADDY	IRR	10	5273.87					
14	Ballari	HagariBommannaHalli	KOGALI	Hobli	PADDY	IRR	10	5910.88					
15	Ballari	HagariBommannaHalli	TAMBRAHALLI	Hobli	PADDY	IRR	10	5057.23					
16	Ballari	HagariBommannaHalli	HAGARIBOMMANAHALLI	Hobli	SUNFLOWER	IRR			Taluk Level	6	1198.88		
17	Ballari	HagariBommannaHalli	HAMPASAGARA	Hobli	SUNFLOWER	IRR			Taluk Level	6	1198.88		
18	Ballari	HagariBommannaHalli	KOGALI	Hobli	SUNFLOWER	IRR			Taluk Level	6	1198.88		
19	Ballari	HagariBommannaHalli	TAMBRAHALLI	Hobli	SUNFLOWER	IRR			Taluk Level	6	1198.88		
20	Ballari	Harapanahalli	ARASIKERI	Hobli	GROUNDNUT	IRR	10	1378.37					
21	Ballari	Harapanahalli	CHIGATERI	Hobli	GROUNDNUT	IRR			Taluk Level	38	1546.28		

Government of Karnataka
Directorate of Economics and Statistics
Hobli Level Average Yield data for Summer season 2019-20

S.N	District	Taluk	Insurance Unit (hobli/ GP)	GP/ HOBLI	Crop	IRR_ RF	No_CCE_ Conducted	Average Yield(Kg/Ha)	Name_Of_Hi gher_Level	No_cce Conducted_ Higher	Higher average Yield(Kg/Ha)	Neighbou ring Yield	Tech. based Yield
22	Ballari	Harapanahalli	KASABA	Hobli	GROUNDNUT	IRR	10	1669.25					
23	Ballari	Harapanahalli	TELAGI	Hobli	GROUNDNUT	IRR	10	1589.76					
24	Ballari	Harapanahalli	CHIGATERI	Hobli	Onion	IRR	10	8456.40					
25	Ballari	Harapanahalli	TELAGI	Hobli	Onion	IRR	10	10113.52					
26	Ballari	Harapanahalli	ARASIKERI	Hobli	PADDY	IRR	10	4899.75					
27	Ballari	Harapanahalli	TELAGI	Hobli	PADDY	IRR	10	5918.64					
28	Ballari	Harapanahalli	ARASIKERI	Hobli	RAGI	IRR			Taluk Level	37	1377.14		
29	Ballari	Harapanahalli	CHIGATERI	Hobli	RAGI	IRR			Taluk Level	37	1377.14		
30	Ballari	Harapanahalli	KASABA	Hobli	RAGI	IRR			Taluk Level	37	1377.14		
31	Ballari	Harapanahalli	TELAGI	Hobli	RAGI	IRR	10	1488.01					
32	Ballari	Hosapete	KAMALAPURA	Hobli	GROUNDNUT	IRR	10	1228.25					
33	Ballari	Hosapete	KAMPLI	Hobli	GROUNDNUT	IRR	10	1433.48					
34	Ballari	Hosapete	MARIYAMMANAHALLI	Hobli	GROUNDNUT	IRR	10	1024.77					
35	Ballari	Hosapete	KAMALAPURA	Hobli	Onion	IRR			Taluk Level	6	10060.00		
36	Ballari	Kudligi	GUDEKOTE	Hobli	GROUNDNUT	IRR			Taluk Level	37	1784.87		
37	Ballari	Kudligi	HOSAHALLI	Hobli	GROUNDNUT	IRR	10	1687.53					
38	Ballari	Kudligi	KOTTURU	Hobli	GROUNDNUT	IRR	10	1287.74					
39	Ballari	Kudligi	KUDLIGI	Hobli	GROUNDNUT	IRR	10	2780.18					
40	Ballari	Kudligi	GUDEKOTE	Hobli	Onion	IRR			Taluk Level	39	8693.79		
41	Ballari	Kudligi	HOSAHALLI	Hobli	Onion	IRR	10	9598.00					
42	Ballari	Kudligi	KOTTURU	Hobli	Onion	IRR	10	7792.00					

Government of Karnataka
Directorate of Economics and Statistics
Hobli Level Average Yield data for Summer season 2019-20

S.N	District	Taluk	Insurance Unit (hobli/ GP)	GP/ HOBLI	Crop	IRR_RF	No_CCE_Conducted	Average Yield(Kg/Ha)	Name_Of_Higher_Level	No_cce Conducted_Higher	Higher average Yield(Kg/Ha)	Neighbouring Yield	Tech. based Yield
43	Ballari	Kudligi	KUDLIGI	Hobli	Onion	IRR	10	9650.00					
44	Ballari	Kudligi	GUDEKOTE	Hobli	PADDY	IRR			Taluk Level	2	2104.38		
45	Ballari	Kudligi	GUDEKOTE	Hobli	SUNFLOWER	IRR			District Level	34	1112.22		
46	Ballari	Kudligi	HOSAHALLI	Hobli	SUNFLOWER	IRR			District Level	34	1112.22		
47	Ballari	Kudligi	KOTTURU	Hobli	SUNFLOWER	IRR			District Level	34	1112.22		
48	Ballari	Kurugodu	KURUGODU	Hobli	GROUNDNUT	IRR			District Level	452	1481.45		
49	Ballari	Kurugodu	KURUGODU	Hobli	PADDY	IRR	10	5750.82					
50	Ballari	Kurugodu	KURUGODU	Hobli	SUNFLOWER	IRR			District Level	34	1112.22		
51	Ballari	Sandur	CHORANURU	Hobli	Onion	IRR			Taluk Level	18	10288.77		
52	Ballari	Sandur	SANDURU	Hobli	Onion	IRR	10	10886.00					
53	Ballari	Sandur	CHORANURU	Hobli	PADDY	IRR			Taluk Level	10	8762.84		
54	Ballari	Sandur	TORANAGALLU	Hobli	PADDY	IRR	10	8762.84					
55	Ballari	Sirguppa	TEKKALAKOTE	Hobli	GROUNDNUT	IRR			Taluk Level	2	2318.27		
56	Ballari	Sirguppa	HACHHOLLI	Hobli	SUNFLOWER	IRR			District Level	34	1112.22		
57	Ballari	Sirguppa	KARURU	Hobli	SUNFLOWER	IRR			District Level	34	1112.22		
58	Ballari	Sirguppa	SIRUGUPPA	Hobli	SUNFLOWER	IRR			District Level	34	1112.22		
59	Ballari	Sirguppa	TEKKALAKOTE	Hobli	SUNFLOWER	IRR			District Level	34	1112.22		


 Director
 Directorate of Economics and Statistics





Government of Karnataka
Directorate of Economics and Statistics
Hobli Level Average Yield data for Summer season 2019-20

S.N	District	Taluk	Insurance Unit (hobli/ GP)	GP/ HOBLI	Crop	IRR_Rf	No_CCE_Conducted	Average Yield(Kg/Ha)	Name_Of_Higher_Level	No_cce Conducted_Higher	Higher average Yield(Kg/Ha)	Neighbouring Yield	Tech. based Yield
1	Belagavi	Bailhongal	BAILAHONGALA	Hobli	GROUNDNUT	IRR	10	2207.17					
2	Belagavi	Gokak	ARABHANVI	Hobli	GROUNDNUT	IRR	10	1585.17					
3	Belagavi	Gokak	GOKAKA	Hobli	GROUNDNUT	IRR			Taluk Level	24	1663.62		
4	Belagavi	Gokak	KOWJALAGI	Hobli	GROUNDNUT	IRR	10	1616.67					
5	Belagavi	Gokak	ARABHANVI	Hobli	Maize (Makka)	IRR			Taluk Level	19	5192.77		
6	Belagavi	Gokak	GOKAKA	Hobli	Maize (Makka)	IRR			Taluk Level	19	5192.77		
7	Belagavi	Gokak	KOWJALAGI	Hobli	Maize (Makka)	IRR			Taluk Level	19	5192.77		
8	Belagavi	Hukkeri	HUKKERI	Hobli	GROUNDNUT	IRR	10	1027.04					
9	Belagavi	Kittur	KITTURA	Hobli	Tomato	NS	10	6104.00					
10	Belagavi	Raibag	KUDACHI	Hobli	Maize (Makka)	IRR			Taluk Level	16	3465.52		
11	Belagavi	Raibag	RAYABAGA	Hobli	Maize (Makka)	IRR			Taluk Level	16	3465.52		
12	Belagavi	Ramadurg	K CHANDARAGI	Hobli	GROUNDNUT	IRR			Taluk Level	34	795.24		
13	Belagavi	Ramadurg	KATAKOLA	Hobli	GROUNDNUT	IRR	10	695.13					
14	Belagavi	Ramadurg	MUDAKAVI	Hobli	GROUNDNUT	IRR	10	1165.35					
15	Belagavi	Ramadurg	SUREBANA	Hobli	GROUNDNUT	IRR	10	635.12					
16	Belagavi	Ramadurg	K CHANDARAGI	Hobli	SUNFLOWER	IRR	10	1454.21					
17	Belagavi	Ramadurg	KATAKOLA	Hobli	SUNFLOWER	IRR	10	1370.40					
18	Belagavi	Ramadurg	MUDAKAVI	Hobli	SUNFLOWER	IRR	10	1264.98					
19	Belagavi	Ramadurg	SUREBANA	Hobli	SUNFLOWER	IRR	10	1273.63					
20	Belagavi	Savadatti	MUNAVALLI	Hobli	GROUNDNUT	IRR			Taluk Level	28	897.69		
21	Belagavi	Savadatti	MURAGODA	Hobli	GROUNDNUT	IRR			Taluk Level	28	897.69		

Government of Karnataka
Directorate of Economics and Statistics
Hobli Level Average Yield data for Summer season 2019-20

S.N	District	Taluk	Insurance Unit (hobli/ GP)	GP/ HOBLI	Crop	IRR_ RF	No_CCE_Conducted	Average Yield(Kg/Ha)	Name_Of_Higher_Level	No_cce Conducted_Higher	Higher average Yield(Kg/Ha)	Neighbouring Yield	Tech. based Yield
22	Belagavi	Savadatti	SAVADATTI	Hobli	GROUNDNUT	IRR			Taluk Level	28	897.69		
23	Belagavi	Savadatti	YARAGATTI	Hobli	GROUNDNUT	IRR	10	784.02					



Director

Directorate of Economics and Statistics

④

Government of Karnataka
Directorate of Economics and Statistics
Hobli Level Average Yield data for Summer season 2019-20

S.N	District	Taluk	Insurance Unit (hobli/ GP)	GP/ HOBLI	Crop	IRR_RF	No_CCE_Conducted	Average Yield(Kg/Ha)	Name_Of_Higher_Level	No_cce Conducted_Higher	Higher average Yield(Kg/Ha)	Neighbouring Yield	Tech. based Yield
1	ChamarajNagar	ChamarajaNagara	CHANDAKAVADI	Hobli	PADDY	IRR			District Level	20	5162.31		
2	ChamarajNagar	Gundlupet	BEGURU	Hobli	Onion	IRR	10	9362.97					
3	ChamarajNagar	Gundlupet	HANGALA	Hobli	Onion	IRR			Taluk Level	29	9479.46		
4	ChamarajNagar	Gundlupet	KASABA	Hobli	Onion	IRR	10	6560.80					
5	ChamarajNagar	Gundlupet	BEGURU	Hobli	Tomato	NS	10	4944.00					
6	ChamarajNagar	Gundlupet	KASABA	Hobli	Tomato	NS			Taluk Level	24	5196.67		
7	ChamarajNagar	Gundlupet	TERAKANAMBI	Hobli	Tomato	NS			Taluk Level	24	5196.67		
8	ChamarajNagar	Kollegala	KASABA	Hobli	PADDY	IRR	10	5086.33					
9	ChamarajNagar	Kollegala	PALYA	Hobli	PADDY	IRR	10	5238.30					
10	ChamarajNagar	Kollegala	KASABA	Hobli	RAGI	IRR	10	2560.32					
11	ChamarajNagar	Yalandur	KASABA	Hobli	PADDY	IRR			District Level	20	5162.31		
12	ChamarajNagar	Yalandur	KASABA	Hobli	RAGI	IRR	10	2506.49					


 Director
 Directorate of Economics and Statistics



Government of Karnataka
Directorate of Economics and Statistics
Hobli Level Average Yield data for Summer season 2019-20

S.N	District	Taluk	Insurance Unit (hobli/ GP)	GP/ HOBLI	Crop	IRR RF	No_CCE_Conducted	Average Yield(Kg/Ha)	Name_Of_Higher_Level	No_cce Conducted_Higher	Higher average Yield(Kg/Ha)	Neighbouring Yield	Tech. based Yield
1	Chikkaballapur	Bagepalli	PATAPALYA	Hobli	SUNFLOWER	IRR			State Level	259	1319.21		
2	Chikkaballapur	Chinthamani	AMBAJIDURGA	Hobli	PADDY	IRR			State Level	2747	4766.95		
3	Chikkaballapur	Chinthamani	CHILAKALANERPU	Hobli	PADDY	IRR			State Level	2747	4766.95		
4	Chikkaballapur	Chinthamani	KAIVARA	Hobli	PADDY	IRR			State Level	2747	4766.95		
5	Chikkaballapur	Chinthamani	KASABA	Hobli	PADDY	IRR			State Level	2747	4766.95		
6	Chikkaballapur	Chinthamani	MUNGANAHALLI	Hobli	PADDY	IRR			State Level	2747	4766.95		
7	Chikkaballapur	Chinthamani	MURAGAMALLA	Hobli	PADDY	IRR			State Level	2747	4766.95		
8	Chikkaballapur	Gauribidanur	D PALYA	Hobli	GROUNDNUT	IRR			Taluk Level	8	1996.78		
9	Chikkaballapur	Gauribidanur	HOSURU	Hobli	GROUNDNUT	IRR			Taluk Level	8	1996.78		
10	Chikkaballapur	Gauribidanur	MANCHENAHALLI	Hobli	GROUNDNUT	IRR			Taluk Level	8	1996.78		
11	Chikkaballapur	Gauribidanur	NAGARAGERE	Hobli	GROUNDNUT	IRR			Taluk Level	8	1996.78		
12	Chikkaballapur	Gauribidanur	TONDEBAVI	Hobli	GROUNDNUT	IRR			Taluk Level	8	1996.78		
13	Chikkaballapur	Gauribidanur	NAGARAGERE	Hobli	PADDY	IRR			State Level	2747	4766.95		
14	Chikkaballapur	Gauribidanur	D PALYA	Hobli	SUNFLOWER	IRR			State Level	259	1319.21		
15	Chikkaballapur	Gauribidanur	HOSURU	Hobli	SUNFLOWER	IRR			State Level	259	1319.21		
16	Chikkaballapur	Gauribidanur	KASABA	Hobli	SUNFLOWER	IRR			State Level	259	1319.21		
17	Chikkaballapur	Gauribidanur	MANCHENAHALLI	Hobli	SUNFLOWER	IRR			State Level	259	1319.21		
18	Chikkaballapur	Gauribidanur	NAGARAGERE	Hobli	SUNFLOWER	IRR			State Level	259	1319.21		

Government of Karnataka
Directorate of Economics and Statistics
Hobli Level Average Yield data for Summer season 2019-20

S.N	District	Taluk	Insurance Unit (hobli/ GP)	GP/ HOBLI	Crop	IRR_ RF	No_CCE_ Conducted	Average Yield(Kg/Ha)	Name_Of_Hi gher_Level	No_cce Conducted_ Higher	Higher average Yield(Kg/Ha)	Neighbou ring Yield	Tech. based Yield
19	Chikkaballapur	Gauribidanur	TONDEBAVI	Hobli	SUNFLOWER	IRR			State Level	259	1319.21		




Director

Directorate of Economics and Statistics



Government of Karnataka
Directorate of Economics and Statistics
Hobli Level Average Yield data for Summer season 2019-20

S.N	District	Taluk	Insurance Unit (hobli/ GP)	GP/ HOBLI	Crop	IRR_RF	No_CCE_Conducted	Average Yield(Kg/Ha)	Name_Of_Higher_Level	No_cce Conducted_Higher	Higher average Yield(Kg/Ha)	Neighbouring Yield	Tech. based Yield
1	Chikkamagaluru	Kadur	BEERURU	Hobli	GROUNDNUT	IRR	10	839.83					
2	Chikkamagaluru	Kadur	KASABA	Hobli	GROUNDNUT	IRR	10	792.59					
3	Chikkamagaluru	Mudigere	KALASA	Hobli	PADDY	IRR			Taluk Level	4	3922.26		
4	Chikkamagaluru	Tarikere	KASABA	Hobli	PADDY	IRR	10	4740.34					
5	Chikkamagaluru	Tarikere	LAKKAVALLI	Hobli	PADDY	IRR	10	5398.36					


Director
Directorate of Economics and Statistics




Government of Karnataka
Directorate of Economics and Statistics
Hobli Level Average Yield data for Summer season 2019-20

S.N	District	Taluk	Insurance Unit (hobli/ GP)	GP/ HOBLI	Crop	IRR_RF	No_CCE_Conducted	Average Yield(Kg/Ha)	Name_Of_Higher_Level	No_cce Conducted_Higher	Higher average Yield(Kg/Ha)	Neighbouring Yield	Tech. based Yield
1	Chitradurga	Challakere	NAYAKANAHATTI	Hobli	PADDY	IRR			Taluk Level	19	3166.33		
2	Chitradurga	Challakere	PARASHURAOPURA	Hobli	PADDY	IRR	10	3396.88					
3	Chitradurga	Challakere	TALAKU	Hobli	PADDY	IRR			Taluk Level	19	3166.33		
4	Chitradurga	Challakere	KASABA	Hobli	RAGI	IRR	10	1337.59					
5	Chitradurga	Challakere	NAYAKANAHATTI	Hobli	RAGI	IRR	10	1189.99					
6	Chitradurga	Challakere	PARASHURAOPURA	Hobli	RAGI	IRR	10	2207.62					
7	Chitradurga	Challakere	TALAKU	Hobli	RAGI	IRR	10	1583.33					
8	Chitradurga	Challakere	KASABA	Hobli	SUNFLOWER	IRR			State Level	259	1319.21		
9	Chitradurga	Challakere	NAYAKANAHATTI	Hobli	SUNFLOWER	IRR			State Level	259	1319.21		
10	Chitradurga	Challakere	PARASHURAOPURA	Hobli	SUNFLOWER	IRR			State Level	259	1319.21		
11	Chitradurga	Chitradurga	BHARAMASAGARA	Hobli	GROUNDNUT	IRR	10	1156.51					
12	Chitradurga	Chitradurga	KASABA	Hobli	GROUNDNUT	IRR	10	1144.20					
13	Chitradurga	Hiiriyur	AIMANGALA	Hobli	PADDY	IRR			Taluk Level	6	2886.99		
14	Chitradurga	Hiiriyur	DHARMAPURA	Hobli	PADDY	IRR			Taluk Level	6	2886.99		
15	Chitradurga	Hiiriyur	J G HALLI	Hobli	PADDY	IRR			Taluk Level	6	2886.99		
16	Chitradurga	Hiiriyur	KASABA	Hobli	PADDY	IRR			Taluk Level	6	2886.99		
17	Chitradurga	Hiiriyur	AIMANGALA	Hobli	RAGI	IRR			Taluk Level	26	1836.33		
18	Chitradurga	Hiiriyur	DHARMAPURA	Hobli	RAGI	IRR			Taluk Level	26	1836.33		
19	Chitradurga	Hiiriyur	J G HALLI	Hobli	RAGI	IRR			Taluk Level	26	1836.33		
20	Chitradurga	Hiiriyur	KASABA	Hobli	RAGI	IRR			Taluk Level	26	1836.33		
21	Chitradurga	Hiiriyur	AIMANGALA	Hobli	SUNFLOWER	IRR			State Level	259	1319.21		

Government of Karnataka
Directorate of Economics and Statistics
Hobli Level Average Yield data for Summer season 2019-20

S.N	District	Taluk	Insurance Unit (hobli/ GP)	GP/ HOBLI	Crop	IRR_RF	No_CCE_Conducted	Average Yield(Kg/Ha)	Name_Of_Higher_Level	No_cce Conducted_Higher	Higher average Yield(Kg/Ha)	Neighbouring Yield	Tech. based Yield
22	Chitradurga	Hiiriyur	DHARMAPURA	Hobli	SUNFLOWER	IRR			State Level	259	1319.21		
23	Chitradurga	Hiiriyur	J G HALLI	Hobli	SUNFLOWER	IRR			State Level	259	1319.21		
24	Chitradurga	Hiiriyur	KASABA	Hobli	SUNFLOWER	IRR			State Level	259	1319.21		
25	Chitradurga	Molakalmur	DEVASAMUDRA	Hobli	GROUNDNUT	IRR			Taluk Level	12	1183.12		
26	Chitradurga	Molakalmur	KASABA	Hobli	GROUNDNUT	IRR			Taluk Level	12	1183.12		
27	Chitradurga	Molakalmur	DEVASAMUDRA	Hobli	PADDY	IRR			Taluk Level	8	1903.73		
28	Chitradurga	Molakalmur	KASABA	Hobli	PADDY	IRR			Taluk Level	8	1903.73		


Director

Directorate of Economics and Statistics



Government of Karnataka
Directorate of Economics and Statistics
Hobli Level Average Yield data for Summer season 2019-20

S.N	District	Taluk	Insurance Unit (hobli/ GP)	GP/ HOBLI	Crop	IRR_ RF	No_CCE_ Conducted	Average Yield(Kg/Ha)	Name_Of_Higher_Level	No_cce Conducted_Higher	Higher average Yield(Kg/Ha)	Neighbouring Yield	Tech. based Yield
1	DakshinaKannada	Bantwal	BANTVALA	Hobli	PADDY	IRR			State Level	2747	4766.95		
2	DakshinaKannada	Bantwal	PANEMANGALURU	Hobli	PADDY	IRR			State Level	2747	4766.95		


Director

Directorate of Economics and Statistics



Government of Karnataka
Directorate of Economics and Statistics
Hobli Level Average Yield data for Summer season 2019-20

S.N	District	Taluk	Insurance Unit (hobli/ GP)	GP/ HOBLI	Crop	IRR_RF	No_CCE_Conducted	Average Yield(Kg/Ha)	Name_Of_Higher_Level	No_cce Conducted_Higher	Higher average Yield(Kg/Ha)	Neighbouring Yield	Tech. based Yield
1	Davangere	Channagiri	BASAVAPATTANA-1	Hobli	PADDY	IRR	10	4303.82					
2	Davangere	Channagiri	BASAVAPATTANA-2	Hobli	PADDY	IRR	10	7235.00					
3	Davangere	Channagiri	SANTEBENNURU-1	Hobli	PADDY	IRR	10	4782.38					
4	Davangere	Channagiri	SANTEBENNURU-2	Hobli	PADDY	IRR	10	5402.57					
5	Davangere	Davanagere	ANAGODU	Hobli	GROUNDNUT	IRR			Taluk Level	6	1507.30		
6	Davangere	Davanagere	KASABA	Hobli	GROUNDNUT	IRR			Taluk Level	6	1507.30		
7	Davangere	Davanagere	MAYAKONDA	Hobli	GROUNDNUT	IRR			Taluk Level	6	1507.30		
8	Davangere	Davanagere	ANAGODU	Hobli	Tomato	NS	10	10984.76					
9	Davangere	Harihar	KASABA	Hobli	Cowpea/Alasande	IRR			State Level	18	252.45		
10	Davangere	Harihar	MALEBENNURU	Hobli	Cowpea/Alasande	IRR			State Level	18	252.45		
11	Davangere	Harihar	KASABA	Hobli	GROUNDNUT	IRR			District Level	60	1878.74		
12	Davangere	Harihar	KASABA	Hobli	PADDY	IRR	10	5516.39					
13	Davangere	Harihar	MALEBENNURU	Hobli	PADDY	IRR	10	5037.82					
14	Davangere	Honnali	BELAGUTTI	Hobli	GROUNDNUT	IRR	10	2664.70					
15	Davangere	Honnali	GOVINAKOVI-1	Hobli	GROUNDNUT	IRR	10	2484.49					
16	Davangere	Honnali	GOVINAKOVI-2	Hobli	GROUNDNUT	IRR	10	1634.16					
17	Davangere	Honnali	KASABA	Hobli	GROUNDNUT	IRR	10	2141.56					
18	Davangere	Honnali	SASVEHALLI-1	Hobli	GROUNDNUT	IRR			Taluk Level	42	2219.48		
19	Davangere	Honnali	BELAGUTTI	Hobli	PADDY	IRR	10	4365.90					
20	Davangere	Honnali	GOVINAKOVI-1	Hobli	PADDY	IRR	10	4763.30					
21	Davangere	Honnali	GOVINAKOVI-2	Hobli	PADDY	IRR	10	5337.86					

Government of Karnataka
Directorate of Economics and Statistics
Hobli Level Average Yield data for Summer season 2019-20


S.N	District	Taluk	Insurance Unit (hobli/ GP)	GP/ HOBLI	Crop	IRR_RF	No_CCE_Conducted	Average Yield(Kg/Ha)	Name_Of_Higher_Level	No_cce Conducted_Higher	Higher average Yield(Kg/Ha)	Neighbouring Yield	Tech. based Yield
22	Davangere	Honnali	KASABA	Hobli	PADDY	IRR	10	5189.93					
23	Davangere	Honnali	SASVEHALLI-1	Hobli	PADDY	IRR	10	5537.40					
24	Davangere	Honnali	SASVEHALLI-2	Hobli	PADDY	IRR	10	5664.70					
25	Davangere	Honnali	BELAGUTTI	Hobli	SUNFLOWER	IRR			Taluk Level	2	1883.65		
26	Davangere	Honnali	KASABA	Hobli	SUNFLOWER	IRR			Taluk Level	2	1883.65		
27	Davangere	Jagalur	KASABA	Hobli	GROUNDNUT	IRR			Taluk Level	12	871.86		
28	Davangere	Jagalur	SOKKE	Hobli	GROUNDNUT	IRR			Taluk Level	12	871.86		


 Director

Directorate of Economics and Statistics

Government of Karnataka
Directorate of Economics and Statistics
Hobli Level Average Yield data for Summer season 2019-20

S.N	District	Taluk	Insurance Unit (hobli/ GP)	GP/ HOBLI	Crop	IRR_ RF	No_CCE_ Conducted	Average Yield(Kg/Ha)	Name_Of_Higher_Level	No_cce Conducted_Higher	Higher average Yield(Kg/Ha)	Neighbouring Yield	Tech. based Yield
1	Dharwad	Dharwad	GARAGA	Hobli	Maize (Makka)	IRR			Taluk Level	6	3114.99		
2	Dharwad	Hubballi	CHABBI	Hobli	GROUNDNUT	IRR	10	1190.40					
3	Dharwad	Kalgatigi	DHUMMAVADA	Hobli	GROUNDNUT	IRR	10	1785.68					
4	Dharwad	Kundgol	SANSHI	Hobli	GROUNDNUT	IRR	10	644.88					


Director

Directorate of Economics and Statistics



Government of Karnataka
Directorate of Economics and Statistics
Hobli Level Average Yield data for Summer season 2019-20

S.N	District	Taluk	Insurance Unit (hobli/ GP)	GP/ HOBLI	Crop	IRR_RF	No_CCE_Conducted	Average Yield(Kg/Ha)	Name_Of_Higher_Level	No_cce Conducted_Higher	Higher average Yield(Kg/Ha)	Neighbouring Yield	Tech. based Yield
1	Gadag	Gadag	BETAGERI	Hobli	GROUNDNUT	IRR	10	371.89					
2	Gadag	Gadag	GADAGA	Hobli	GROUNDNUT	IRR	10	577.12					
3	Gadag	Gadag	BETAGERI	Hobli	SUNFLOWER	IRR			Taluk Level	2	892.15		
4	Gadag	Gajendragad	NAREGALLA	Hobli	SUNFLOWER	IRR			District Level	22	884.21		
5	Gadag	Lakshmeshwar	LAKSHMESHVARA.	Hobli	Cowpea/Alasande	IRR	10	200.52					
6	Gadag	Mundargi	MUNDARAGI	Hobli	Cowpea/Alasande	IRR			Taluk Level	8	317.35		
7	Gadag	Mundargi	MUNDARAGI	Hobli	PADDY	IRR	10	3991.65					
8	Gadag	Mundargi	DAMBALA	Hobli	SUNFLOWER	IRR			Taluk Level	6	1310.49		
9	Gadag	Mundargi	MUNDARAGI	Hobli	SUNFLOWER	IRR			Taluk Level	6	1310.49		
10	Gadag	Ron	HOLEALURA	Hobli	SUNFLOWER	IRR			Taluk Level	12	721.35		
11	Gadag	Ron	RONA	Hobli	SUNFLOWER	IRR			Taluk Level	12	721.35		
12	Gadag	Shirahatti	SHIRAHATTI	Hobli	PADDY	IRR	10	2198.79					
13	Gadag	Shirahatti	SHIRAHATTI	Hobli	SUNFLOWER	IRR			Taluk Level	2	574.60		


Director

Directorate of Economics and Statistics



Government of Karnataka
Directorate of Economics and Statistics
Hobli Level Average Yield data for Summer season 2019-20

S.N	District	Taluk	Insurance Unit (hobli/ GP)	GP/ HOBLI	Crop	IRR_RF	No_CCE_Conducted	Average Yield(Kg/Ha)	Name_Of_Higher_Level	No_cce Conducted_Higher	Higher average Yield(Kg/Ha)	Neighbouring Yield	Tech. based Yield
1	Hasan	Alur	KASABA	Hobli	PADDY	IRR			Taluk Level	2	6418.54		
2	Hasan	Alur	PALYA	Hobli	PADDY	IRR			Taluk Level	2	6418.54		
3	Hasan	Arkalgud	KASABA	Hobli	PADDY	IRR			Taluk Level	4	3936.81		
4	Hasan	Arkalgud	KONANURU	Hobli	PADDY	IRR			Taluk Level	4	3936.81		
5	Hasan	Belur	AREHALLI	Hobli	PADDY	IRR			District Level	42	4572.74		
6	Hasan	Chanrayapatna	DANDIGANAHALLI	Hobli	PADDY	IRR	10	5176.86					
7	Hasan	Chanrayapatna	KASABA	Hobli	PADDY	IRR	10	3569.81					
8	Hasan	Hassan	KATTAYA	Hobli	GROUNDNUT	IRR			State Level	2856	1054.95		
9	Hasan	Hassan	KATTAYA	Hobli	PADDY	IRR			District Level	42	4572.74		
10	Hasan	Holenarasipura	HALEKOTE	Hobli	PADDY	IRR			Taluk Level	12	4432.62		
11	Hasan	Holenarasipura	HALLIMAISURU	Hobli	PADDY	IRR			Taluk Level	12	4432.62		
12	Hasan	Holenarasipura	KASABA	Hobli	PADDY	IRR			Taluk Level	12	4432.62		
13	Hasan	Sakleshpura	KASABA	Hobli	PADDY	IRR			Taluk Level	4	5703.12		


 Director
 Directorate of Economics and Statistics




Government of Karnataka
Directorate of Economics and Statistics
Hobli Level Average Yield data for Summer season 2019-20

S.N	District	Taluk	Insurance Unit (hobli/ GP)	GP/ HOBLI	Crop	IRR RF	No_CCE_Conducted	Average Yield(Kg/Ha)	Name_Of_Higher_Level	No_cce Conducted_Higher	Higher average Yield(Kg/Ha)	Neighbouring Yield	Tech. based Yield
1	Haveri	Hangal	AKKIALURA	Hobli	GROUNDNUT	IRR					988.00		Y
2	Haveri	Hangal	BAMMANALLI	Hobli	GROUNDNUT	IRR	10	1013.78					
3	Haveri	Hangal	AKKIALURA	Hobli	PADDY	IRR	10	2753.99					
4	Haveri	Hangal	BAMMANALLI	Hobli	PADDY	IRR	10	1904.61					
5	Haveri	Hangal	HANAGALLA	Hobli	PADDY	IRR	10	2170.99					
6	Haveri	Hangal	AKKIALURA	Hobli	SUNFLOWER	IRR					594.00		Y
7	Haveri	Hangal	BAMMANALLI	Hobli	SUNFLOWER	IRR					1877.00		Y
8	Haveri	Haveri	GUTTALA	Hobli	PADDY	IRR	10	2848.73					
9	Haveri	Haveri	GUTTALA	Hobli	SUNFLOWER	IRR					1315.00		Y
10	Haveri	Haveri	KARAJAGI	Hobli	SUNFLOWER	IRR					1113.00		Y
11	Haveri	Hirekerur	HIREKERURA	Hobli	GROUNDNUT	IRR			Taluk Level	18	1373.47		
12	Haveri	Hirekerur	RATTEEHALLI	Hobli	GROUNDNUT	IRR	10	1527.44					
13	Haveri	Hirekerur	RATTEEHALLI	Hobli	PADDY	IRR	10	3419.45					
14	Haveri	Hirekerur	HIREKERURA	Hobli	SUNFLOWER	IRR					2537.74	Y	
15	Haveri	Hirekerur	RATTEEHALLI	Hobli	SUNFLOWER	IRR	10	1235.61					
16	Haveri	Ranebennur	KUPPELURA	Hobli	GROUNDNUT	IRR	10	1602.04					
17	Haveri	Ranebennur	MEDLERI	Hobli	GROUNDNUT	IRR	10	1716.40					
18	Haveri	Ranebennur	KUPPELURA	Hobli	PADDY	IRR	10	6235.84					
19	Haveri	Ranebennur	MEDLERI	Hobli	PADDY	IRR	10	3460.84					
20	Haveri	Ranebennur	MEDLERI	Hobli	SUNFLOWER	IRR					1552.00		Y
21	Haveri	Savanur	HATTIMATTURA	Hobli	SUNFLOWER	IRR					1056.00		Y

Director


Directorate of Economics and Statistics



Government of Karnataka
Directorate of Economics and Statistics
Hobli Level Average Yield data for Summer season 2019-20

S.N	District	Taluk	Insurance Unit (hobli/ GP)	GP/ HOBLI	Crop	IRR_RF	No_CCE_Conducted	Average Yield(Kg/Ha)	Name_Of_Higher_Level	No_cce Conducted_Higher	Higher average Yield(Kg/Ha)	Neighbouring Yield	Tech. based Yield
1	Kalaburgi	Chincholi	AINAPURA	Hobli	GROUNDNUT	IRR			District Level	63	1332.25		
2	Kalaburgi	Chincholi	CHINCHOLI	Hobli	GROUNDNUT	IRR			District Level	63	1332.25		
3	Kalaburgi	Yedrami	YADRAMI	Hobli	SUNFLOWER	IRR			State Level	259	1319.21		


Director

Directorate of Economics and Statistics




Government of Karnataka
Directorate of Economics and Statistics
Hobli Level Average Yield data for Summer season 2019-20

S.N	District	Taluk	Insurance Unit (hobli/ GP)	GP/ HOBLI	Crop	IRR_RF	No_CCE_Conducted	Average Yield(Kg/Ha)	Name_Of_Higher_Level	No_cce Conducted_Higher	Higher average Yield(Kg/Ha)	Neighbouring Yield	Tech. based Yield
1	Kodagu	Somawarpet	KUSHALANAGARA	Hobli	PADDY	IRR			State Level	2747	4766.95		
2	Kodagu	Somawarpet	SHANTALLI	Hobli	PADDY	IRR			State Level	2747	4766.95		
3	Kodagu	Somawarpet	SUNTIKOPPA	Hobli	PADDY	IRR			State Level	2747	4766.95		


Director

Directorate of Economics and Statistics






Government of Karnataka
Directorate of Economics and Statistics
Hobli Level Average Yield data for Summer season 2019-20

S.N	District	Taluk	Insurance Unit (hobli/ GP)	GP/ HOBLI	Crop	IRR_ RF	No_CCE_ Conducted	Average Yield(Kg/Ha)	Name_Of_Hi gher_Level	No_cce Conducted_ Higher	Higher average Yield(Kg/Ha)	Neighbou ring Yield	Tech. based Yield
1	Kolar	Bangarpet	BETAMANGALA	Hobli	PADDY	IRR					4372.00		Y
2	Kolar	Bangarpet	KYASAMBALI	Hobli	PADDY	IRR					4619.00		Y


Director
Directorate of Economics and Statistics

Government of Karnataka
Directorate of Economics and Statistics
Hobli Level Average Yield data for Summer season 2019-20

S.N	District	Taluk	Insurance Unit (hobli/ GP)	GP/ HOBLI	Crop	IRR_RF	No_CCE_Conducted	Average Yield(Kg/Ha)	Name_Of_Higher_Level	No_cce Conducted_Higher	Higher average Yield(Kg/Ha)	Neighbouring Yield	Tech. based Yield
1	Koppal	Gangavathi	GANGAVATI	Hobli	GROUNDNUT	IRR	10	1853.60					
2	Koppal	Gangavathi	HULIHAIIDARA	Hobli	GROUNDNUT	IRR			Taluk Level	24	1832.69		
3	Koppal	Gangavathi	KANAKAGIRI	Hobli	GROUNDNUT	IRR			Taluk Level	24	1832.69		
4	Koppal	Gangavathi	NAVALI	Hobli	GROUNDNUT	IRR			Taluk Level	24	1832.69		
5	Koppal	Gangavathi	SIDDAPURA	Hobli	GROUNDNUT	IRR			Taluk Level	24	1832.69		
6	Koppal	Gangavathi	VENKATAGIRI	Hobli	GROUNDNUT	IRR			Taluk Level	24	1832.69		
7	Koppal	Gangavathi	GANGAVATI	Hobli	PADDY	IRR			Taluk Level	55	4140.59		
8	Koppal	Gangavathi	HULIHAIIDARA	Hobli	PADDY	IRR			Taluk Level	55	4140.59		
9	Koppal	Gangavathi	KANAKAGIRI	Hobli	PADDY	IRR			Taluk Level	55	4140.59		
10	Koppal	Gangavathi	MARALI	Hobli	PADDY	IRR	10	3222.20					
11	Koppal	Gangavathi	NAVALI	Hobli	PADDY	IRR	10	5387.04					
12	Koppal	Gangavathi	SIDDAPURA	Hobli	PADDY	IRR			Taluk Level	55	4140.59		
13	Koppal	Gangavathi	VENKATAGIRI	Hobli	PADDY	IRR	10	4232.35					
14	Koppal	Gangavathi	HULIHAIIDARA	Hobli	SUNFLOWER	IRR	10	1137.02					
15	Koppal	Gangavathi	KANAKAGIRI	Hobli	SUNFLOWER	IRR					1137.02	Y	
16	Koppal	Gangavathi	NAVALI	Hobli	SUNFLOWER	IRR					975.00		Y
17	Koppal	Gangavathi	VENKATAGIRI	Hobli	SUNFLOWER	IRR					1452.00		Y
18	Koppal	Karatagi	KARATAGI	Hobli	GROUNDNUT	IRR					914.00		Y
19	Koppal	Karatagi	KARATAGI	Hobli	PADDY	IRR	10	4447.71					
20	Koppal	Koppal	HITNALA	Hobli	PADDY	IRR	10	3886.17					
21	Koppal	Koppal	KOPPALA	Hobli	PADDY	IRR			Taluk Level	18	3735.92		

Government of Karnataka
Directorate of Economics and Statistics
Hobli Level Average Yield data for Summer season 2019-20

S.N	District	Taluk	Insurance Unit (hobli/ GP)	GP/ HOBLI	Crop	IRR_RF	No_CCE_Conducted	Average Yield(Kg/Ha)	Name_Of_Higher_Level	No_cce Conducted_Higher	Higher average Yield(Kg/Ha)	Neighbouring Yield	Tech. based Yield
22	Koppal	Koppal	ALAVANDI	Hobli	SUNFLOWER	IRR	10	443.31					
23	Koppal	Koppal	HITNALA	Hobli	SUNFLOWER	IRR			Taluk Level	20	683.49		
24	Koppal	Koppal	IRAKALLAGADA	Hobli	SUNFLOWER	IRR			Taluk Level	20	683.49		
25	Koppal	Koppal	KOPPALA	Hobli	SUNFLOWER	IRR			Taluk Level	20	683.49		
26	Koppal	Kushtagi	HANAMANALA	Hobli	GROUNDNUT	IRR	10	947.08					
27	Koppal	Kushtagi	HANAMASAGARA	Hobli	GROUNDNUT	IRR	10	961.25					
28	Koppal	Kushtagi	KUSHTAGI	Hobli	GROUNDNUT	IRR			Taluk Level	32	949.07		
29	Koppal	Kushtagi	TAVARAGERA	Hobli	GROUNDNUT	IRR			Taluk Level	32	949.07		
30	Koppal	Kushtagi	HANAMANALA	Hobli	SUNFLOWER	IRR					751.00		Y
31	Koppal	Kushtagi	HANAMASAGARA	Hobli	SUNFLOWER	IRR					769.00		Y
32	Koppal	Kushtagi	KUSHTAGI	Hobli	SUNFLOWER	IRR					836.00		Y
33	Koppal	Kushtagi	TAVARAGERA	Hobli	SUNFLOWER	IRR					896.00		Y
34	Koppal	Yelburga	HIREVANKALAKUNTA	Hobli	GROUNDNUT	IRR	10	1604.07					
35	Koppal	Yelburga	KUKANURA	Hobli	GROUNDNUT	IRR	10	1049.30					
36	Koppal	Yelburga	MANGALURU	Hobli	GROUNDNUT	IRR			Taluk Level	38	1196.80		
37	Koppal	Yelburga	YALABURGA	Hobli	GROUNDNUT	IRR			Taluk Level	38	1196.80		
38	Koppal	Yelburga	HIREVANKALAKUNTA	Hobli	SUNFLOWER	IRR					1137.02	Y	
39	Koppal	Yelburga	KUKANURA	Hobli	SUNFLOWER	IRR					894.00		Y
40	Koppal	Yelburga	MANGALURU	Hobli	SUNFLOWER	IRR					883.00		Y
41	Koppal	Yelburga	YALABURGA	Hobli	SUNFLOWER	IRR					880.00		Y


Director

Directorate of Economics and Statistics

Government of Karnataka
Directorate of Economics and Statistics
Hobli Level Average Yield data for Summer season 2019-20

S.N	District	Taluk	Insurance Unit (Hobli/GP)	GP/HOBLI	Crop	IRR/RF	No. CGE Conducted	Average Yield(Kg/Ha)	Name Of Higher Level	No. CGE Conducted Higher	Higher average Yield(Kg/Ha)	Neighbouring Yield	Tech based Yield
1	Mandya	K.R.Pet	AKKIHEBBAL	Hobli	PADDY	IRR	10	3982.08					
2	Mandya	K.R.Pet	BUKINAKERE	Hobli	PADDY	IRR	10	5337.41					
3	Mandya	K.R.Pet	KASABA	Hobli	PADDY	IRR	10	3818.30					
4	Mandya	K.R.Pet	KIKKERI	Hobli	PADDY	IRR	10	3136.65					
5	Mandya	K.R.Pet	SANTEBACHAHALLI	Hobli	PADDY	IRR	10	4458.86					
6	Mandya	K.R.Pet	SHEELANERE	Hobli	PADDY	IRR	10	3861.96					
7	Mandya	Maddur	ATAGURU HOBALI	Hobli	PADDY	IRR			Taluk Level	36	4241.28		
8	Mandya	Maddur	CH A KERE - AIAINE VALAYA	Hobli	PADDY	IRR			Taluk Level	36	4241.28		
9	Mandya	Maddur	CH A KERE AINE VALAYA	Hobli	PADDY	IRR			Taluk Level	36	4241.28		
10	Mandya	Maddur	CH A KERE- AIAIAINE VALAYA	Hobli	PADDY	IRR			Taluk Level	36	4241.28		
11	Mandya	Maddur	KASABA-1NE VALAYA	Hobli	PADDY	IRR	10	3404.25					
12	Mandya	Maddur	KASABA-AIAI NE VALAYA	Hobli	PADDY	IRR	10	3404.25					
13	Mandya	Maddur	KOPPA -AIAIAINE VALAYA	Hobli	PADDY	IRR	10	4406.48					
14	Mandya	Maddur	KOPPA HOBALI	Hobli	PADDY	IRR	10	4406.48					
15	Mandya	Maddur	KOPPA-AIAINE VALAYA	Hobli	PADDY	IRR	10	4406.48					
16	Mandya	Maddur	KOPPA-AINE VALAYA	Hobli	PADDY	IRR	10	4406.48					
17	Mandya	Maddur	CH A KERE - AIAINE VALAYA	Hobli	RAGI	IRR	10	1789.02					
18	Mandya	Maddur	CH A KERE AINE VALAYA	Hobli	RAGI	IRR	10	1789.02					
19	Mandya	Maddur	CH A KERE- AIAIAINE VALAYA	Hobli	RAGI	IRR	10	1789.02					
20	Mandya	Maddur	KASABA-1NE VALAYA	Hobli	RAGI	IRR	10	1744.99					
21	Mandya	Maddur	KASABA-AIAI NE VALAYA	Hobli	RAGI	IRR	10	1744.99					

Government of Karnataka
Directorate of Economics and Statistics
Hobli Level Average Yield data for Summer season 2019-20

S.N	District	Taluk	Insurance Unit (Hobli/ GP)	GP/ HOBLI	Crop	IRR R	No. CCE Conducted	Average Yield(Kg/Ha)	Name Of Higher Level	No. cce Conducted Higher	Higher average Yield(Kg/Ha)	Neighbouring Yield	Tech based Yield
22	Mandya	Maddur	KOPPA-AIAIAINE VALAYA	Hobli	RAGI	IRR	10	2056.68					
23	Mandya	Maddur	KOPPA HOBALI	Hobli	RAGI	IRR	10	2056.68					
24	Mandya	Maddur	KOPPA-AIAINE VALAYA	Hobli	RAGI	IRR	10	2056.68					
25	Mandya	Maddur	KOPPA-AINE VALAYA	Hobli	RAGI	IRR	10	2056.68					
26	Mandya	Malavalli	B G PURA HOBALI AI	Hobli	PADDY	IRR	10	3609.74					
27	Mandya	Malavalli	B G PURA HOBALI AIAI	Hobli	PADDY	IRR	10	3609.74					
28	Mandya	Malavalli	HALAGURU HOBALI	Hobli	PADDY	IRR	10	4150.06					
29	Mandya	Malavalli	KASABA - AI	Hobli	PADDY	IRR	10	4893.93					
30	Mandya	Malavalli	KASABA - AIAI	Hobli	PADDY	IRR	10	4893.93					
31	Mandya	Malavalli	KASABA- AIAIAI	Hobli	PADDY	IRR	10	4893.93					
32	Mandya	Malavalli	KIRUGAVALU HOBALI AI	Hobli	PADDY	IRR	10	4441.56					
33	Mandya	Malavalli	KIRUGAVALU HOBALI AIAI	Hobli	PADDY	IRR	10	4441.56					
34	Mandya	Malavalli	KIRUGAVALU HOBALI AIAIAI	Hobli	PADDY	IRR	10	4441.56					
35	Mandya	Malavalli	KASABA - AI	Hobli	RAGI	IRR	10	2240.12					
36	Mandya	Malavalli	KASABA - AJAI	Hobli	RAGI	IRR	10	2240.12					
37	Mandya	Malavalli	KASABA- AIAIAI	Hobli	RAGI	IRR	10	2240.12					
38	Mandya	Mandya	BASARALU - 1	Hobli	RAGI	IRR	10	2220.80					
39	Mandya	Mandya	BASARALU - 2	Hobli	RAGI	IRR	10	2220.80					
40	Mandya	Mandya	DUDDA - 1	Hobli	RAGI	IRR	10	1938.04					
41	Mandya	Mandya	DUDDA - 2	Hobli	RAGI	IRR	10	1938.04					
42	Mandya	Mandya	KASABA - 1	Hobli	RAGI	IRR			Taluk Level	42	2011.55		

Government of Karnataka
Directorate of Economics and Statistics
Hobli Level Average Yield data for Summer season 2019-20

S.N	District	Taluk	Insurance Unit (hobli/ GP)	GP/ HOBLI	Crop	IRR_ RF	No_CCE_ Conducted	Average Yield(Kg/Ha)	Name_Of_Hi gher_Level	No_cce Conducted_ Higher	Higher average Yield(Kg/Ha)	Neighbou ring Yield	Tech. based Yield
43	Mandya	Mandya	KASABA - 2	Hobli	RAGI	IRR			Taluk Level	42	2011.55		
44	Mandya	Mandya	KERAGODU - 2	Hobli	RAGI	IRR			Taluk Level	42	2011.55		
45	Mandya	Mandya	KERAGODU -1	Hobli	RAGI	IRR			Taluk Level	42	2011.55		
46	Mandya	Mandya	KOTTATTI - 1	Hobli	RAGI	IRR	10	1763.11					
47	Mandya	Mandya	KOTTATTI - 2	Hobli	RAGI	IRR	10	1763.11					
48	Mandya	Nagmangala	BELLURU	Hobli	PADDY	IRR	10	4908.94					
49	Mandya	Nagmangala	BINDIGANAVILE	Hobli	PADDY	IRR			Taluk Level	42	4613.31		
50	Mandya	Nagmangala	DEVALAPURA	Hobli	PADDY	IRR	10	4371.72					
51	Mandya	Nagmangala	HONAKERE	Hobli	PADDY	IRR	10	4938.07					
52	Mandya	Nagmangala	KASABA	Hobli	PADDY	IRR	10	4175.12					
53	Mandya	Pandavapura	CHINAKURALI	Hobli	RAGI	IRR	10	2219.89					
54	Mandya	Pandavapura	MELUKOTE	Hobli	Tomato	NS	10	15038.20					
55	Mandya	Srirangapatna	ARAKERE	Hobli	RAGI	IRR			Taluk Level	19	2591.64		
56	Mandya	Srirangapatna	K SHETTIHALLI-1	Hobli	RAGI	IRR	10	3211.15					
57	Mandya	Srirangapatna	K SHETTIHALLI-2	Hobli	RAGI	IRR	10	3211.15					


 Director
 Directorate of Economics and Statistics


1
2
3
4
5
6
7
8
9
10
11
12
13
14
15
16
17
18
19
20
21
22
23
24
25
26
27
28
29
30
31
32
33
34
35
36
37
38
39
40
41
42
43
44
45
46
47
48
49
50
51
52
53
54
55
56
57
58
59
60
61
62
63
64
65
66
67
68
69
70
71
72
73
74
75
76
77
78
79
80
81
82
83
84
85
86
87
88
89
90
91
92
93
94
95
96
97
98
99
100

Government of Karnataka
Directorate of Economics and Statistics
Hobli Level Average Yield data for Summer season 2019-20

S.N	District	Taluk	Insurance Unit (hobli/ GP)	GP/ HOBLI	Crop	IRR_RF	No_CCE_Conducted	Average Yield(Kg/Ha)	Name_Of_Higher_Level	No_cce Conducted_Higher	Higher average Yield(Kg/Ha)	Neighbouring Yield	Tech. based Yield
1	Mysuru	Heggadadevankote	ANTARASANTE	Hobli	PADDY	IRR	10	4601.30					
2	Mysuru	Heggadadevankote	KANDALIKE	Hobli	PADDY	IRR			Taluk Level	30	4521.54		
3	Mysuru	Heggadadevankote	KASABA	Hobli	PADDY	IRR	10	4578.66					
4	Mysuru	Heggadadevankote	SARAGURU	Hobli	PADDY	IRR	10	4384.65					
5	Mysuru	Hunsur	KASABA	Hobli	PADDY	IRR	10	3377.41					
6	Mysuru	K.R.Nagar	CHUNCHANAKATTE	Hobli	PADDY	IRR	10	2732.32					
7	Mysuru	K.R.Nagar	HEBBALU	Hobli	PADDY	IRR	10	3453.01					
8	Mysuru	K.R.Nagar	HOSAGRAHARA	Hobli	PADDY	IRR	10	3785.55					
9	Mysuru	K.R.Nagar	KASABA	Hobli	PADDY	IRR			Taluk Level	59	3303.88		
10	Mysuru	K.R.Nagar	MIRLE	Hobli	PADDY	IRR	10	2922.43					
11	Mysuru	K.R.Nagar	SALIGRAMA	Hobli	PADDY	IRR	10	3648.38					
12	Mysuru	Mysuru	KASABA	Hobli	PADDY	IRR	10	5151.32					
13	Mysuru	Mysuru	VARUNA	Hobli	PADDY	IRR	10	4553.61					
14	Mysuru	Mysuru	KASABA	Hobli	RAGI	IRR			Taluk Level	6	1889.01		
15	Mysuru	T-Narsipur	BANNURU	Hobli	RAGI	IRR	10	2942.76					
16	Mysuru	T-Narsipur	KASABA	Hobli	RAGI	IRR	10	1470.10					
17	Mysuru	T-Narsipur	SOSALE	Hobli	RAGI	IRR	10	2533.50					

Director

Directorate of Economics and Statistics



Government of Karnataka
Directorate of Economics and Statistics
Hobli Level Average Yield data for Summer season 2019-20

S.N	District	Taluk	Insurance Unit (hobli/ GP)	GP/ HOBLI	Crop	IRR_RF	No_CCE_Conducted	Average Yield(Kg/Ha)	Name_Of_Higher_Level	No_cce Conducted_Higher	Higher average Yield(Kg/Ha)	Neighbouring Yield	Tech. based Yield
1	Raichur	Devdurga	ARAKERA	Hobli	SUNFLOWER	IRR			State Level	259	1319.21		
2	Raichur	Devdurga	DEVADURGA	Hobli	SUNFLOWER	IRR			State Level	259	1319.21		
3	Raichur	Devdurga	GABBURU	Hobli	SUNFLOWER	IRR			State Level	259	1319.21		
4	Raichur	Devdurga	JALAHALLI	Hobli	SUNFLOWER	IRR			State Level	259	1319.21		
5	Raichur	Lingasugur	GURUGUNTA	Hobli	GROUNDNUT	IRR			District Level	6	1168.41		
6	Raichur	Lingasugur	LINGASUGURU	Hobli	GROUNDNUT	IRR			District Level	6	1168.41		
7	Raichur	Lingasugur	MUDAGAL	Hobli	GROUNDNUT	IRR			District Level	6	1168.41		
8	Raichur	Lingasugur	GURUGUNTA	Hobli	PADDY	IRR			Taluk Level	26	3686.96		
9	Raichur	Lingasugur	LINGASUGURU	Hobli	PADDY	IRR	10	4189.35					
10	Raichur	Lingasugur	MUDAGAL	Hobli	PADDY	IRR			Taluk Level	26	3686.96		
11	Raichur	Lingasugur	GURUGUNTA	Hobli	SUNFLOWER	IRR			State Level	259	1319.21		
12	Raichur	Lingasugur	LINGASUGURU	Hobli	SUNFLOWER	IRR			State Level	259	1319.21		
13	Raichur	Lingasugur	MUDAGAL	Hobli	SUNFLOWER	IRR			State Level	259	1319.21		
14	Raichur	Manvi	KALLURU	Hobli	GROUNDNUT	IRR			District Level	6	1168.41		
15	Raichur	Manvi	KAVITALA	Hobli	GROUNDNUT	IRR			District Level	6	1168.41		
16	Raichur	Manvi	KURDI	Hobli	GROUNDNUT	IRR			District Level	6	1168.41		
17	Raichur	Manvi	MALLATA	Hobli	GROUNDNUT	IRR			District Level	6	1168.41		
18	Raichur	Manvi	MANAVI	Hobli	GROUNDNUT	IRR			District Level	6	1168.41		
19	Raichur	Manvi	PAMANAKALLURA	Hobli	GROUNDNUT	IRR			District Level	6	1168.41		
20	Raichur	Maski	MASKI	Hobli	GROUNDNUT	IRR			District Level	6	1168.41		
21	Raichur	Maski	MASKI	Hobli	SUNFLOWER	IRR			State Level	259	1319.21		

Government of Karnataka
Directorate of Economics and Statistics
Hobli Level Average Yield data for Summer season 2019-20

S.N	District	Taluk	Insurance Unit (hobli/ GP)	GP/ HOBLI	Crop	IRR_ RF	No_CCE_ Conducted	Average Yield(Kg/Ha)	Name_Of_Hi gher_Level	No_cce Conducted_Higher	Higher average Yield(Kg/Ha)	Neighbou ring Yield	Tech. based Yield
22	Raichur	Sindhanur	TURVIHALA	Hobli	GROUNDNUT	IRR			District Level	6	1168.41		
23	Raichur	Sindhanur	BADARLI	Hobli	SUNFLOWER	IRR			State Level	259	1319.21		
24	Raichur	Sindhanur	BALAGANURA	Hobli	SUNFLOWER	IRR			State Level	259	1319.21		
25	Raichur	Sindhanur	GUDADURA	Hobli	SUNFLOWER	IRR			State Level	259	1319.21		
26	Raichur	Sindhanur	GUNJALLI	Hobli	SUNFLOWER	IRR			State Level	259	1319.21		
27	Raichur	Sindhanur	HUDA	Hobli	SUNFLOWER	IRR			State Level	259	1319.21		
28	Raichur	Sindhanur	JALIHALA	Hobli	SUNFLOWER	IRR			State Level	259	1319.21		
29	Raichur	Sindhanur	SALGUNDA	Hobli	SUNFLOWER	IRR			State Level	259	1319.21		
30	Raichur	Sindhanur	SINDHANURA	Hobli	SUNFLOWER	IRR			State Level	259	1319.21		
31	Raichur	Sindhanur	TURVIHALA	Hobli	SUNFLOWER	IRR			State Level	259	1319.21		


Director

Directorate of Economics and Statistics


Government of Karnataka
Directorate of Economics and Statistics
Hobli Level Average Yield data for Summer season 2019-20

S.N	District	Taluk	Insurance Unit (hobli/ GP)	GP/ HOBLI	Crop	IRR_RF	No_CCE_Conducted	Average Yield(Kg/Ha)	Name_Of_Higher_Level	No_cce Conducted_Higher	Higher average Yield(Kg/Ha)	Neighbouring Yield	Tech. based Yield
1	Ramanagara	Kanakpura	HAROHALLI	Hobli	PADDY	IRR	10	1630.99					
2	Ramanagara	Ramanagara	BIDADI	Hobli	PADDY	IRR	10	4433.16					



Director

Directorate of Economics and Statistics





Government of Karnataka
 Directorate of Economics and Statistics
 Hobli Level Average Yield data for Summer season 2019-20

S.N	District	Taluk	Insurance Unit (hobli/ GP)	GP/ HOBLI	Crop	IRR_RF	No_CCE_Conducted	Average Yield(Kg/Ha)	Name_Of_Higher_Level	No_cce Conducted_Higher	Higher average Yield(Kg/Ha)	Neighbouring Yield	Tech. based Yield
1	Shivamogga	Shikaripura	HOSURU	Hobli	SUNFLOWER	IRR	10	2951.63					
2	Shivamogga	Shikaripura	KASABA	Hobli	SUNFLOWER	IRR			Taluk Level	24	2678.23		
3	Shivamogga	Shikaripura	UDUGANI	Hobli	SUNFLOWER	IRR	10	2537.74					
4	Shivamogga	Shivamogga	HARANAHALI	Hobli	SUNFLOWER	IRR					2722.00		y


 Director
 Directorate of Economics and Statistics




Government of Karnataka
Directorate of Economics and Statistics
Hobli Level Average Yield data for Summer season 2019-20

S.N	District	Taluk	Insurance Unit (hobli/ GP)	GP/ HOBLI	Crop	IRR_RF	No_CCE_Conducted	Average Yield(Kg/Ha)	Name_Of_Higher_Level	No_cce Conducted_Higher	Higher average Yield(Kg/Ha)	Neighbouring Yield	Tech. based Yield
1	Vijayapura	Babaleshwar	BABALESHVARA	Hobli	GROUNDNUT	IRR			Taluk Level	18	1249.05		
2	Vijayapura	Babaleshwar	MAMADAPURA	Hobli	GROUNDNUT	IRR	10	1215.00					
3	Vijayapura	Babaleshwar	BABALESHVARA	Hobli	SUNFLOWER	IRR					865.00		Y
4	Vijayapura	Babaleshwar	MAMADAPURA	Hobli	SUNFLOWER	IRR					1072.00		Y
5	Vijayapura	Basvana Bagewadi	BA BAGEVADI	Hobli	Onion	IRR	10	17031.52					
6	Vijayapura	Basvana Bagewadi	HO HIPPARAGI	Hobli	Onion	IRR	10	9106.16					
7	Vijayapura	Basvana Bagewadi	HO HIPPARAGI	Hobli	SUNFLOWER	IRR					1015.00		Y
8	Vijayapura	Bijapur	BIJAPURA	Hobli	GROUNDNUT	IRR	10	646.84					
9	Vijayapura	Bijapur	NAGATANA	Hobli	GROUNDNUT	IRR	10	866.28					
10	Vijayapura	Bijapur	BIJAPURA	Hobli	Maize (Makka)	IRR	10	2702.16					
11	Vijayapura	Chadachan	CHADACHANA	Hobli	GROUNDNUT	IRR	10	1056.15					
12	Vijayapura	Chadachan	CHADACHANA	Hobli	SUNFLOWER	IRR					854.00		Y
13	Vijayapura	Indi	BALLOLLI	Hobli	GROUNDNUT	IRR	10	1183.23					
14	Vijayapura	Indi	INDI	Hobli	GROUNDNUT	IRR	10	834.81					
15	Vijayapura	Indi	BALLOLLI	Hobli	SUNFLOWER	IRR					1188.00		Y
16	Vijayapura	Indi	INDI	Hobli	SUNFLOWER	IRR					1337.00		Y
17	Vijayapura	Muddebihal	DAVALAGI	Hobli	SUNFLOWER	IRR					879.00		Y
18	Vijayapura	NidaGundi	KOLHARA	Hobli	Maize (Makka)	IRR	10	3470.61					
19	Vijayapura	NidaGundi	NIDAGUNDI	Hobli	Maize (Makka)	IRR	10	2315.66					
20	Vijayapura	NidaGundi	KOLHARA	Hobli	Onion	IRR	10	14124.20					
21	Vijayapura	NidaGundi	KOLHARA	Hobli	SUNFLOWER	IRR					1391.00		Y

Government of Karnataka
Directorate of Economics and Statistics
Hobli Level Average Yield data for Summer season 2019-20

S.N	District	Taluk	Insurance Unit (hobli/ GP)	GP/ HOBLI	Crop	IRR_ RF	No_GCE_ Conducted	Average Yield(Kg/Ha)	Name_Of_Hi gher_Level	No_cce Conducted_ Higher	Higher average Yield(Kg/Ha)	Neighbou ring Yield	Tech. based Yield
22	Vijayapura	Sindagi	ALAMELA	Hobli	Maize (Makka)	IRR	10	1324.73					
23	Vijayapura	Sindagi	ALAMELA	Hobli	SUNFLOWER	IRR					1100.00		Y
24	Vijayapura	Sindagi	SINDAGI	Hobli	SUNFLOWER	IRR					1240.00		Y
25	Vijayapura	TIKOTA	TIKOTA	Hobli	GROUNDNUT	IRR	10	839.46					



Director

Directorate of Economics and Statistics



Government of Karnataka
Directorate of Economics and Statistics
Hobli Level Average Yield data for Summer season 2019-20

S.N	District	Taluk	Insurance Unit (hobli/ GP)	GP/ HOBLI	Crop	IRR_RF	No_CCE_Conducted	Average Yield(Kg/Ha)	Name_Of_Higher_Level	No_cce Conducted_Higher	Higher average Yield(Kg/Ha)	Neighbouring Yield	Tech. based Yield
1	Yadgiri	Gurmitkal	GURUMITAKALA	Hobli	GROUNDNUT	IRR			Taluk Level	6	1516.36		
2	Yadgiri	Gurmitkal	KONKALA	Hobli	GROUNDNUT	IRR			Taluk Level	6	1516.36		
3	Yadgiri	Gurmitkal	GURUMITAKALA	Hobli	PADDY	IRR			Taluk Level	14	4610.08		
4	Yadgiri	Gurmitkal	KONKALA	Hobli	PADDY	IRR			Taluk Level	14	4610.08		
5	Yadgiri	Hunisigi	HUNASIGI	Hobli	SUNFLOWER	IRR			State Level	259	1319.21		
6	Yadgiri	Hunisigi	KODEKAL	Hobli	SUNFLOWER	IRR			State Level	259	1319.21		
7	Yadgiri	Shorapur	KAKKERA	Hobli	SUNFLOWER	IRR			State Level	259	1319.21		
8	Yadgiri	Shorapur	KEMBHAVI	Hobli	SUNFLOWER	IRR			State Level	259	1319.21		
9	Yadgiri	Shorapur	SHORAPURA	Hobli	SUNFLOWER	IRR			State Level	259	1319.21		
10	Yadgiri	Yadgir	BALICHAKRA	Hobli	GROUNDNUT	IRR			Taluk Level	8	1383.97		
11	Yadgiri	Yadgir	HATTIKUNI	Hobli	GROUNDNUT	IRR			Taluk Level	8	1383.97		
12	Yadgiri	Yadgir	SAIDAPORA	Hobli	GROUNDNUT	IRR			Taluk Level	8	1383.97		
13	Yadgiri	Yadgir	YADAGIRI	Hobli	GROUNDNUT	IRR			Taluk Level	8	1383.97		
14	Yadgiri	Yadgir	BALICHAKRA	Hobli	PADDY	IRR	10	6049.92					
15	Yadgiri	Yadgir	HATTIKUNI	Hobli	PADDY	IRR	10	5099.26					
16	Yadgiri	Yadgir	SAIDAPORA	Hobli	PADDY	IRR	10	3397.78					
17	Yadgiri	Yadgir	YADAGIRI	Hobli	PADDY	IRR	10	4579.47					


Director
 Directorate of Economics and Statistics



