

2019-20ನೇ ಸಾಲಿನ ಮುಂಗಾರು ಹಂಗಾಮಿನ
ಹೋಬಳಿವಾರು ಅಂತಿಮ ಸರಾಸರಿ ಇಳುವರಿ
(ಪರಿಷ್ಕೃತ)

(Neighbouring Yield & Technology Based
Yield ನ್ನು ಒಳಗೊಂಡಿದೆ)

Government of Karnataka
Directorate of Economics and Statistics
Hobli Level Average Yield data for Kharif season 2019-20

S.N	District	Taluk	Insurance Unit (hobli/ GP)	GP/HO BLI	Crop	IRR_Rf	No_CCE_Conducted	Average Yield(Kg/Ha)	Name_Of_Higher_Level	No_cce_Conducted_Higher	Higher average Yield(Kg/Ha)	Neighbouring Yield	Tech. based Yield
1	Bagalkot	Badami	BADAMI	Hobli	Green Gram (Moong Bean/ Moong)	RF	10	383.87					
2	Bagalkot	Badami	KERURA	Hobli	Green Gram (Moong Bean/ Moong)	RF	10	352.24					
3	Bagalkot	Badami	KULAGERI	Hobli	Green Gram (Moong Bean/ Moong)	RF	10	479.06					
4	Bagalkot	Badami	BADAMI	Hobli	GROUNDNUT	IRR	10	1686.25					
5	Bagalkot	Badami	KERURA	Hobli	GROUNDNUT	IRR	10	1166.06					
6	Bagalkot	Badami	KULAGERI	Hobli	GROUNDNUT	IRR	10	1492.07					
7	Bagalkot	Badami	BADAMI	Hobli	GROUNDNUT	RF	10	864.76					
8	Bagalkot	Badami	KERURA	Hobli	GROUNDNUT	RF	10	922.83					
9	Bagalkot	Badami	KULAGERI	Hobli	GROUNDNUT	RF	10	1179.60					
10	Bagalkot	Badami	BADAMI	Hobli	Horse Gram (kulthi/kultha)	RF			Taluk Level	16	1041.49		
11	Bagalkot	Badami	KERURA	Hobli	Horse Gram (kulthi/kultha)	RF	10	1273.28					
12	Bagalkot	Badami	KULAGERI	Hobli	Horse Gram (kulthi/kultha)	RF			Taluk Level	16	1041.49		
13	Bagalkot	Badami	BADAMI	Hobli	Maize (Makka)	RF	10	2734.29					
14	Bagalkot	Badami	KERURA	Hobli	Maize (Makka)	RF	10	2917.07					
15	Bagalkot	Badami	KULAGERI	Hobli	Maize (Makka)	RF	10	3467.48					
16	Bagalkot	Badami	BADAMI	Hobli	Onion	IRR	10	14075.39					
17	Bagalkot	Badami	KERURA	Hobli	Onion	IRR	10	11651.00					
18	Bagalkot	Badami	KULAGERI	Hobli	Onion	IRR	10	10718.00					
19	Bagalkot	Badami	BADAMI	Hobli	Onion	RF	10	12691.24					

Government of Karnataka
Directorate of Economics and Statistics
Hobli Level Average Yield data for Kharif season 2019-20

S.N	District	Taluk	Insurance Unit (hobli/ GP)	GP/HO BLI	Crop	IRR_RF	No_CCE_Conducted	Average Yield(Kg/Ha)	Name_Of_Higher_Level	No_cce Conducted_Higher	Higher average Yield(Kg/Ha)	Neighbouring Yield	Tech. based Yield
20	Bagalkot	Badami	KERURA	Hobli	Onion	RF	10	5535.22					
21	Bagalkot	Badami	KULAGERI	Hobli	Onion	RF	10	6562.00					
22	Bagalkot	Badami	BADAMI	Hobli	Pearl Millet (Bajra/Bulrush Millet/Spiked Millet)	IRR	10	2665.64					
23	Bagalkot	Badami	KERURA	Hobli	Pearl Millet (Bajra/Bulrush Millet/Spiked Millet)	IRR	10	3235.86					
24	Bagalkot	Badami	KULAGERI	Hobli	Pearl Millet (Bajra/Bulrush Millet/Spiked Millet)	IRR	10	3775.65					
25	Bagalkot	Badami	KULAGERI	Hobli	Pigeon pea (red gram/arhar/tur)	IRR	10	692.28					
26	Bagalkot	Badami	BADAMI	Hobli	Pigeon pea (red gram/arhar/tur)	RF	10	865.91					
27	Bagalkot	Badami	KERURA	Hobli	Pigeon pea (red gram/arhar/tur)	RF	10	312.08					
28	Bagalkot	Badami	KULAGERI	Hobli	Pigeon pea (red gram/arhar/tur)	RF	10	634.00					
29	Bagalkot	Badami	KERURA	Hobli	Red Chillies	RF	10	1162.65					
30	Bagalkot	Badami	BADAMI	Hobli	Sesame (Gingelly/Til)/Sesamum	RF			Taluk Level	17	722.90		
31	Bagalkot	Badami	KULAGERI	Hobli	Sesame (Gingelly/Til)/Sesamum	RF			Taluk Level	17	722.90		
32	Bagalkot	Badami	BADAMI	Hobli	Sorghum (Jowar/Great Millet)	IRR	10	3216.68					
33	Bagalkot	Badami	KERURA	Hobli	Sorghum (Jowar/Great Millet)	IRR			Taluk Level	26	3613.11		
34	Bagalkot	Badami	KULAGERI	Hobli	Sorghum (Jowar/Great Millet)	IRR	10	4889.50					
35	Bagalkot	Badami	BADAMI	Hobli	Sorghum (Jowar/Great Millet)	RF	10	2641.20					
36	Bagalkot	Badami	KERURA	Hobli	Sorghum (Jowar/Great Millet)	RF	10	1227.72					



Government of Karnataka
Directorate of Economics and Statistics
Hobli Level Average Yield data for Kharif season 2019-20

S.N	District	Taluk	Insurance Unit (hobli/ GP)	GP/HO BLI	Crop	IRR RF	No_CCE_Conducted	Average Yield(Kg/Ha)	Name_Of_Higher_Level	No_cce_Conducted_Higher	Higher average Yield(Kg/Ha)	Neighbouring Yield	Tech. based Yield
37	Bagalkot	Badami	KULAGERI	Hobli	Sorghum (Jowar/Great Millet)	RF	10	3197.99					
38	Bagalkot	Badami	BADAMI	Hobli	Sugarcane	IRR			Taluk Level	27	41593.93		
39	Bagalkot	Badami	KERURA	Hobli	Sugarcane	IRR	10	32175.60					
40	Bagalkot	Badami	KULAGERI	Hobli	Sugarcane	IRR	10	37436.00					
41	Bagalkot	Badami	BADAMI	Hobli	SUNFLOWER	IRR	10	1294.70					
42	Bagalkot	Badami	KERURA	Hobli	SUNFLOWER	IRR	10	1248.67					
43	Bagalkot	Badami	KULAGERI	Hobli	SUNFLOWER	IRR	10	1300.59					
44	Bagalkot	Badami	BADAMI	Hobli	SUNFLOWER	RF	10	682.08					
45	Bagalkot	Badami	KERURA	Hobli	SUNFLOWER	RF	10	456.67					
46	Bagalkot	Badami	KULAGERI	Hobli	SUNFLOWER	RF	10	630.08					
47	Bagalkot	Bagalkot	BAGALAKOTA	Hobli	GROUNDNUT	RF			Taluk Level	14	604.03		
48	Bagalkot	Bagalkot	KALADAGI	Hobli	GROUNDNUT	RF			Taluk Level	14	604.03		
49	Bagalkot	Bagalkot	SEETIMANI	Hobli	GROUNDNUT	RF			Taluk Level	14	604.03		
50	Bagalkot	Bagalkot	SEETIMANI	Hobli	Horse Gram (kulthi/kultha)	RF			District Level	16	1041.49		
51	Bagalkot	Bagalkot	BAGALAKOTA	Hobli	Onion	IRR	10	13257.71					
52	Bagalkot	Bagalkot	KALADAGI	Hobli	Onion	IRR			Taluk Level	29	13712.32		
53	Bagalkot	Bagalkot	SEETIMANI	Hobli	Onion	IRR	10	14060.00					
54	Bagalkot	Bagalkot	BAGALAKOTA	Hobli	Onion	RF	10	5074.67					
55	Bagalkot	Bagalkot	KALADAGI	Hobli	Onion	RF	10	2712.00					

Government of Karnataka
Directorate of Economics and Statistics
Hobli Level Average Yield data for Kharif season 2019-20

S.N	District	Taluk	Insurance Unit (hobli/ GP)	GP/HO BLI	Crop	IRR_RF	No_CCE_Conducted	Average Yield(Kg/ Ha)	Name_Of_Higher_Level	No_cce Conducted_Higher	Higher average Yield(Kg/Ha)	Neighbouring Yield	Tech. based Yield
56	Bagalkot	Bagalkot	BAGALAKOTA	Hobli	Pearl Millet (Bajra/Bulrush Millet/Spiked Millet)	IRR			Taluk Level	25	2561.02		
57	Bagalkot	Bagalkot	KALADAGI	Hobli	Pearl Millet (Bajra/Bulrush Millet/Spiked Millet)	IRR			Taluk Level	25	2561.02		
58	Bagalkot	Bagalkot	SEETIMANI	Hobli	Pearl Millet (Bajra/Bulrush Millet/Spiked Millet)	IRR			Taluk Level	25	2561.02		
59	Bagalkot	Bagalkot	BAGALAKOTA	Hobli	Pearl Millet (Bajra/Bulrush Millet/Spiked Millet)	RF	10	1697.97					
60	Bagalkot	Bagalkot	KALADAGI	Hobli	Pearl Millet (Bajra/Bulrush Millet/Spiked Millet)	RF	10	1297.66					
61	Bagalkot	Bagalkot	SEETIMANI	Hobli	Pearl Millet (Bajra/Bulrush Millet/Spiked Millet)	RF	10	1485.69					
62	Bagalkot	Bagalkot	BAGALAKOTA	Hobli	Pigeon pea (red gram/arhar/tur)	RF	10	656.16					
63	Bagalkot	Bagalkot	KALADAGI	Hobli	Pigeon pea (red gram/arhar/tur)	RF	10	578.26					
64	Bagalkot	Bagalkot	SEETIMANI	Hobli	Pigeon pea (red gram/arhar/tur)	RF			Taluk Level	29	589.81		
65	Bagalkot	Bagalkot	KALADAGI	Hobli	Red Chillies	IRR			State Level	330	2603.74		
66	Bagalkot	Bagalkot	SEETIMANI	Hobli	Red Chillies	IRR			State Level	330	2603.74		
67	Bagalkot	Bagalkot	BAGALAKOTA	Hobli	SUNFLOWER	IRR			Taluk Level	24	1826.73		
68	Bagalkot	Bagalkot	KALADAGI	Hobli	SUNFLOWER	IRR	10	2500.28					
69	Bagalkot	Bagalkot	SEETIMANI	Hobli	SUNFLOWER	IRR			Taluk Level	24	1826.73		
70	Bagalkot	Bagalkot	BAGALAKOTA	Hobli	SUNFLOWER	RF	10	456.53					
71	Bagalkot	Bagalkot	KALADAGI	Hobli	SUNFLOWER	RF	10	1047.31					

Government of Karnataka
Directorate of Economics and Statistics
Hobli Level Average Yield data for Kharif season 2019-20

S.N	District	Taluk	Insurance Unit (hobli/ GP)	GP/HO BLI	Crop	IRR- RF	No_CCE_Conducted	Average Yield(Kg/ Ha)	Name_Of_Higher_Level	No_cce Conducted_Higher	Higher average Yield(Kg/Ha)	Neighbouring Yield	Tech. based Yield
72	Bagalkot	Bagalkot	SEETIMANI	Hobli	SUNFLOWER	RF			Taluk Level	25	721.26		
73	Bagalkot	Bilagi	ANAGAVADI	Hobli	Green Gram (Moong Bean/ Moong)	RF			Taluk Level	19	166.43		
74	Bagalkot	Bilagi	BEELAGI	Hobli	Green Gram (Moong Bean/ Moong)	RF	10	232.51					
75	Bagalkot	Bilagi	ANAGAVADI	Hobli	GROUNDNUT	IRR			Taluk Level	7	2286.24		
76	Bagalkot	Bilagi	BEELAGI	Hobli	GROUNDNUT	IRR			Taluk Level	7	2286.24		
77	Bagalkot	Bilagi	ANAGAVADI	Hobli	Onion	IRR	10	10228.00					
78	Bagalkot	Bilagi	BEELAGI	Hobli	Onion	IRR	10	17920.00					
79	Bagalkot	Bilagi	ANAGAVADI	Hobli	Pearl Millet (Bajra/Bulrush Millet/Spiked Millet)	IRR	10	2442.47					
80	Bagalkot	Bilagi	BEELAGI	Hobli	Pearl Millet (Bajra/Bulrush Millet/Spiked Millet)	IRR	10	2075.75					
81	Bagalkot	Bilagi	ANAGAVADI	Hobli	Pearl Millet (Bajra/Bulrush Millet/Spiked Millet)	RF			Taluk Level	16	1154.07		
82	Bagalkot	Bilagi	BEELAGI	Hobli	Pearl Millet (Bajra/Bulrush Millet/Spiked Millet)	RF	10	1407.13					
83	Bagalkot	Bilagi	ANAGAVADI	Hobli	Red Chillies	IRR			State Level	330	2603.74		
84	Bagalkot	Bilagi	ANAGAVADI	Hobli	Sorghum (Jowar/Great Millet)	IRR			District Level	48	3233.18		
85	Bagalkot	Bilagi	ANAGAVADI	Hobli	Sugarcane	IRR	10	71828.20					
86	Bagalkot	Bilagi	BEELAGI	Hobli	Sugarcane	IRR			Taluk Level	18	88463.44		
87	Bagalkot	Bilagi	ANAGAVADI	Hobli	SUNFLOWER	IRR			Taluk Level	13	972.13		
88	Bagalkot	Bilagi	BEELAGI	Hobli	SUNFLOWER	IRR	10	1182.76					

Government of Karnataka
Directorate of Economics and Statistics
Hobli Level Average Yield data for Kharif season 2019-20

S.N	District	Taluk	Insurance Unit (hobli/ GP)	GP/HO BLI	Crop	IRR_RF	No_CCE_Conducted	Average Yield(Kg/Ha)	Name_Of_Higher_Level	No_cce Conducted_Higher	Higher average Yield(Kg/Ha)	Neighbouring Yield	Tech. based Yield
89	Bagalkot	Bilagi	ANAGAVADI	Hobli	SUNFLOWER	RF			Taluk Level	18	540.18		
90	Bagalkot	Bilagi	BEELAGI	Hobli	SUNFLOWER	RF	10	472.86					
91	Bagalkot	Guledagudda	GULEDAGUDDA	Hobli	Green Gram (Moong Bean/ Moong)	RF	10	260.90					
92	Bagalkot	Guledagudda	GULEDAGUDDA	Hobli	GROUNDNUT	RF	10	1247.86					
93	Bagalkot	Guledagudda	GULEDAGUDDA	Hobli	Horse Gram (kulthi/kultha)	RF			District Level	16	1041.49		
94	Bagalkot	Guledagudda	GULEDAGUDDA	Hobli	Maize (Makka)	RF	10	3524.92					
95	Bagalkot	Guledagudda	GULEDAGUDDA	Hobli	Onion	IRR	10	11645.96					
96	Bagalkot	Guledagudda	GULEDAGUDDA	Hobli	Onion	RF	10	9040.80					
97	Bagalkot	Guledagudda	GULEDAGUDDA	Hobli	Pearl Millet (Bajra/Bulrush Millet/Spiked Millet)	IRR	10	1736.17					
98	Bagalkot	Guledagudda	GULEDAGUDDA	Hobli	Pigeon pea (red gram/arhar/tur)	RF	10	586.07					
99	Bagalkot	Guledagudda	GULEDAGUDDA	Hobli	Sorghum (Jowar/Great Millet)	IRR	10	2472.18					
100	Bagalkot	Guledagudda	GULEDAGUDDA	Hobli	Sorghum (Jowar/Great Millet)	RF	10	1289.38					
101	Bagalkot	Guledagudda	GULEDAGUDDA	Hobli	Sugarcane	IRR			Taluk Level	8	35850.00		
102	Bagalkot	Guledagudda	GULEDAGUDDA	Hobli	SUNFLOWER	IRR	10	1177.23					
103	Bagalkot	Guledagudda	GULEDAGUDDA	Hobli	SUNFLOWER	RF	10	414.81					
104	Bagalkot	Hungund	AMEENAGADA	Hobli	GROUNDNUT	RF			Taluk Level	9	551.48		
105	Bagalkot	Hungund	HUNAGUNDA	Hobli	GROUNDNUT	RF			Taluk Level	9	551.48		
106	Bagalkot	Hungund	KARADI	Hobli	GROUNDNUT	RF			Taluk Level	9	551.48		

Government of Karnataka
Directorate of Economics and Statistics
Hobli Level Average Yield data for Kharif season 2019-20

S.N	District	Taluk	Insurance Unit (hobli/ GP)	GP/HO BLI	Crop	IRR- RF	No_CCE_Conducted	Average Yield(Kg/ Ha)	Name_Of_Higher_Level	No_cce Conducted_Higher	Higher average Yield(Kg/Ha)	Neighbouring Yield	Tech. based Yield
107	Bagalkot	Hungund	AMEENAGADA	Hobli	Maize (Makka)	IRR			Taluk Level	26	4790.84		
108	Bagalkot	Hungund	HUNAGUNDA	Hobli	Maize (Makka)	IRR	10	4259.53					
109	Bagalkot	Hungund	KARADI	Hobli	Maize (Makka)	IRR			Taluk Level	26	4790.84		
110	Bagalkot	Hungund	AMEENAGADA	Hobli	Maize (Makka)	RF	10	3650.25					
111	Bagalkot	Hungund	HUNAGUNDA	Hobli	Maize (Makka)	RF			Taluk Level	14	3411.52		
112	Bagalkot	Hungund	KARADI	Hobli	Maize (Makka)	RF			Taluk Level	14	3411.52		
113	Bagalkot	Hungund	AMEENAGADA	Hobli	Onion	IRR	10	13782.48					
114	Bagalkot	Hungund	HUNAGUNDA	Hobli	Onion	IRR	10	16089.59					
115	Bagalkot	Hungund	KARADI	Hobli	Onion	IRR			Taluk Level	26	15752.26		
116	Bagalkot	Hungund	AMEENAGADA	Hobli	Onion	RF	10	7100.88					
117	Bagalkot	Hungund	HUNAGUNDA	Hobli	Onion	RF	10	8626.71					
118	Bagalkot	Hungund	KARADI	Hobli	Onion	RF			Taluk Level	28	9543.18		
119	Bagalkot	Hungund	AMEENAGADA	Hobli	Pearl Millet (Bajra/Bulrush Millet/Spiked Millet)	IRR			Taluk Level	14	1678.69		
120	Bagalkot	Hungund	HUNAGUNDA	Hobli	Pearl Millet (Bajra/Bulrush Millet/Spiked Millet)	IRR			Taluk Level	14	1678.69		
121	Bagalkot	Hungund	AMEENAGADA	Hobli	Pearl Millet (Bajra/Bulrush Millet/Spiked Millet)	RF			Taluk Level	26	1556.79		
122	Bagalkot	Hungund	HUNAGUNDA	Hobli	Pearl Millet (Bajra/Bulrush Millet/Spiked Millet)	RF	10	1850.99					
123	Bagalkot	Hungund	KARADI	Hobli	Pearl Millet (Bajra/Bulrush Millet/Spiked Millet)	RF			Taluk Level	26	1556.79		

Government of Karnataka
Directorate of Economics and Statistics
Hobli Level Average Yield data for Kharif season 2019-20

S.N	District	Taluk	Insurance Unit (hobli/ GP)	GP/HO BLI	Crop	IRR_RF	No_CCE_Conducted	Average Yield(Kg/Ha)	Name_Of_Higher_Level	No_cce Conducted_Higher	Higher average Yield(Kg/Ha)	Neighbouring Yield	Tech. based Yield
124	Bagalkot	Hungund	AMEENAGADA	Hobli	Pigeon pea (red gram/arhar/tur)	RF	10	524.13					
125	Bagalkot	Hungund	HUNAGUNDA	Hobli	Pigeon pea (red gram/arhar/tur)	RF	10	710.01					
126	Bagalkot	Hungund	KARADI	Hobli	Pigeon pea (red gram/arhar/tur)	RF	10	734.93					
127	Bagalkot	Hungund	AMEENAGADA	Hobli	Sesame (Gingelly/Til)/Sesamum	RF			Taluk Level	9	765.09		
128	Bagalkot	Hungund	AMEENAGADA	Hobli	Sorghum (Jowar/Great Millet)	IRR			Taluk Level	12	3044.14		
129	Bagalkot	Hungund	HUNAGUNDA	Hobli	Sorghum (Jowar/Great Millet)	IRR			Taluk Level	12	3044.14		
130	Bagalkot	Hungund	KARADI	Hobli	Sorghum (Jowar/Great Millet)	IRR			Taluk Level	12	3044.14		
131	Bagalkot	Hungund	AMEENAGADA	Hobli	Sorghum (Jowar/Great Millet)	RF			Taluk Level	9	2383.66		
132	Bagalkot	Hungund	AMEENAGADA	Hobli	Sugarcane	IRR			Taluk Level	8	52357.50		
133	Bagalkot	Hungund	AMEENAGADA	Hobli	SUNFLOWER	IRR			Taluk Level	22	1257.48		
134	Bagalkot	Hungund	HUNAGUNDA	Hobli	SUNFLOWER	IRR	10	1033.25					
135	Bagalkot	Hungund	KARADI	Hobli	SUNFLOWER	IRR			Taluk Level	22	1257.48		
136	Bagalkot	Illikal	ILAKALLA	Hobli	GROUNDNUT	RF			Taluk Level	2	626.31		
137	Bagalkot	Illikal	ILAKALLA	Hobli	Maize (Makka)	IRR			Taluk Level	9	3408.42		
138	Bagalkot	Illikal	ILAKALLA	Hobli	Onion	IRR	10	12153.33					
139	Bagalkot	Illikal	ILAKALLA	Hobli	Onion	RF			Taluk Level	9	10163.76		
140	Bagalkot	Illikal	ILAKALLA	Hobli	Pearl Millet (Bajra/Bulrush Millet/Spiked Millet)	RF			Taluk Level	8	1147.61		
141	Bagalkot	Illikal	ILAKALLA	Hobli	Pigeon pea (red gram/arhar/tur)	RF			Taluk Level	8	549.76		

Government of Karnataka
Directorate of Economics and Statistics
Hobli Level Average Yield data for Kharif season 2019-20

S.N	District	Taluk	Insurance Unit (hobli/ GP)	GP/HO BLI	Crop	IRR_Rf	No_CCE_Conducted	Average Yield(Kg/Ha)	Name_Of_Higher_Level	No_cce_Conducted_Higher	Higher average Yield(Kg/Ha)	Neighbouring Yield	Tech. based Yield
142	Bagalkot	Illkal	ILAKALLA	Hobli	Sesame (Gingelly/Til)/Sesamum	RF			Taluk Level	8	303.76		
143	Bagalkot	Illkal	ILAKALLA	Hobli	Sorghum (Jowar/Great Millet)	IRR			District Level	48	3233.18		
144	Bagalkot	Illkal	ILAKALLA	Hobli	SUNFLOWER	IRR	10	1122.18					
145	Bagalkot	Jamakhandi	SAVALAGI	Hobli	Black Gram (urd bean)	RF	10	474.99					
146	Bagalkot	Jamakhandi	JAMAKHANDI	Hobli	Green Gram (Moong Bean/ Moong)	RF	10	321.69					
147	Bagalkot	Jamakhandi	SAVALAGI	Hobli	Green Gram (Moong Bean/ Moong)	RF	10	220.74					
148	Bagalkot	Jamakhandi	SAVALAGI	Hobli	GROUNDNUT	IRR			Taluk Level	16	1449.07		
149	Bagalkot	Jamakhandi	TERADALA	Hobli	GROUNDNUT	IRR			Taluk Level	16	1449.07		
150	Bagalkot	Jamakhandi	JAMAKHANDI	Hobli	GROUNDNUT	RF			Taluk Level	18	784.80		
151	Bagalkot	Jamakhandi	SAVALAGI	Hobli	GROUNDNUT	RF			Taluk Level	18	784.80		
152	Bagalkot	Jamakhandi	TERADALA	Hobli	GROUNDNUT	RF			Taluk Level	18	784.80		
153	Bagalkot	Jamakhandi	SAVALAGI	Hobli	Horse Gram (kulthi/kultha)	RF			District Level	16	1041.49		
154	Bagalkot	Jamakhandi	SAVALAGI	Hobli	Maize (Makka)	RF			Taluk Level	6	3188.96		
155	Bagalkot	Jamakhandi	JAMAKHANDI	Hobli	Onion	IRR	10	6628.00					
156	Bagalkot	Jamakhandi	SAVALAGI	Hobli	Onion	IRR	10	7232.00					
157	Bagalkot	Jamakhandi	TERADALA	Hobli	Onion	IRR			Taluk Level	29	7444.14		
158	Bagalkot	Jamakhandi	JAMAKHANDI	Hobli	Pearl Millet (Bajra/Bulrush Millet/Spiked Millet)	RF			Taluk Level	14	721.83		
159	Bagalkot	Jamakhandi	SAVALAGI	Hobli	Pearl Millet (Bajra/Bulrush Millet/Spiked Millet)	RF	10	605.81					


Government of Karnataka
Directorate of Economics and Statistics
Hobli Level Average Yield data for Kharif season 2019-20

S.N	District	Taluk	Insurance Unit (hobli/ GP)	GP/HO BLI	Crop	IRR_RF	No_CCE_Conducted	Average Yield(Kg/ Ha)	Name_Of_Higher_Level	No_cce Conducted_Higher	Higher average Yield(Kg/Ha)	Neighbouring Yield	Tech. based Yield
160	Bagalkot	Jamakhandi	SAVALAGI	Hobli	Pigeon pea (red gram/arhar/tur)	RF	10	988.08					
161	Bagalkot	Jamakhandi	JAMAKHANDI	Hobli	Soybean (bhat)	IRR			Taluk Level	15	899.58		
162	Bagalkot	Jamakhandi	SAVALAGI	Hobli	Soybean (bhat)	IRR			Taluk Level	15	899.58		
163	Bagalkot	Jamakhandi	TERADALA	Hobli	Soybean (bhat)	IRR			Taluk Level	15	899.58		
164	Bagalkot	Jamakhandi	TERADALA	Hobli	Soybean (bhat)	RF	10	491.39					
165	Bagalkot	Jamakhandi	JAMAKHANDI	Hobli	Sugarcane	IRR			Taluk Level	26	97287.48		
166	Bagalkot	Jamakhandi	SAVALAGI	Hobli	Sugarcane	IRR			Taluk Level	26	97287.48		
167	Bagalkot	Jamakhandi	TERADALA	Hobli	Sugarcane	IRR	10	82682.24					
168	Bagalkot	Jamakhandi	JAMAKHANDI	Hobli	SUNFLOWER	IRR	10	883.02					
169	Bagalkot	Jamakhandi	SAVALAGI	Hobli	SUNFLOWER	IRR			Taluk Level	24	1130.62		
170	Bagalkot	Jamakhandi	TERADALA	Hobli	SUNFLOWER	IRR	10	1615.06					
171	Bagalkot	Jamakhandi	JAMAKHANDI	Hobli	SUNFLOWER	RF			Taluk Level	12	867.97		
172	Bagalkot	Jamakhandi	SAVALAGI	Hobli	SUNFLOWER	RF			Taluk Level	12	867.97		
173	Bagalkot	Jamakhandi	JAMAKHANDI	Hobli	Turmeric	NS	10	38140.00					
174	Bagalkot	Jamakhandi	SAVALAGI	Hobli	Turmeric	NS	10	36544.00					
175	Bagalkot	Jamakhandi	TERADALA	Hobli	Turmeric	NS	10	33844.00					
176	Bagalkot	Mudhol	LOKAPURA	Hobli	Green Gram (Moong Bean/ Moong)	RF	10	167.23					
177	Bagalkot	Mudhol	MUDHOLA	Hobli	Green Gram (Moong Bean/ Moong)	RF	10	337.04					
178	Bagalkot	Mudhol	LOKAPURA	Hobli	GROUNDNUT	RF			Taluk Level	8	501.48		

Government of Karnataka
Directorate of Economics and Statistics
Hobli Level Average Yield data for Kharif season 2019-20

S.N	District	Taluk	Insurance Unit (hobli/ GP)	GP/HO BLI	Crop	IRR_Rf	No_CCE_Conducted	Average Yield(Kg/ Ha)	Name_Of_Higher_Level	No_cce Conducted_Higher	Higher average Yield(Kg/Ha)	Neighbouring Yield	Tech. based Yield
179	Bagalkot	Mudhol	LOKAPURA	Hobli	Onion	IRR	10	15134.00					
180	Bagalkot	Mudhol	MUDHOLA	Hobli	Onion	IRR	10	3990.80					
181	Bagalkot	Mudhol	LOKAPURA	Hobli	Onion	RF	10	8864.00					
182	Bagalkot	Mudhol	LOKAPURA	Hobli	Pearl Millet (Bajra/Bulrush Millet/Spiked Millet)	IRR	10	1382.72					
183	Bagalkot	Mudhol	LOKAPURA	Hobli	Pearl Millet (Bajra/Bulrush Millet/Spiked Millet)	RF			Taluk Level	18	1410.68		
184	Bagalkot	Mudhol	MUDHOLA	Hobli	Pearl Millet (Bajra/Bulrush Millet/Spiked Millet)	RF	10	1721.17					
185	Bagalkot	Mudhol	LOKAPURA	Hobli	Pigeon pea (red gram/arhar/tur)	RF	10	332.97					
186	Bagalkot	Mudhol	LOKAPURA	Hobli	Soybean (bhat)	IRR			Taluk Level	14	781.72		
187	Bagalkot	Mudhol	MUDHOLA	Hobli	Soybean (bhat)	IRR			Taluk Level	14	781.72		
188	Bagalkot	Mudhol	LOKAPURA	Hobli	Sugarcane	IRR			Taluk Level	15	105753.60		
189	Bagalkot	Mudhol	MUDHOLA	Hobli	Sugarcane	IRR			Taluk Level	15	105753.60		
190	Bagalkot	Mudhol	LOKAPURA	Hobli	SUNFLOWER	IRR			Taluk Level	6	1519.56		
191	Bagalkot	Mudhol	MUDHOLA	Hobli	SUNFLOWER	IRR			Taluk Level	6	1519.56		
192	Bagalkot	Mudhol	LOKAPURA	Hobli	SUNFLOWER	RF			Taluk Level	7	713.52		
193	Bagalkot	Mudhol	MUDHOLA	Hobli	Turmeric	NS	10	31980.00					


 Director
 Directorate of Economics and Statistics



Government of Karnataka
Directorate of Economics and Statistics
Hobli Level Average Yield data for Kharif season 2019-20

S.N	District	Taluk	Insurance Unit (hobli/ GP)	GP/HO BLI	Crop	IRR_Rf	No_CCE_Conducted	Average Yield(Kg/Ha)	Name_Of_Higher_Level	No_cce Conducted_Higher	Higher average Yield(Kg/Ha)	Neighbouring Yield	Tech. based Yield
1	Ballari	Ballari	BALLARI	Hobli	COTTON	IRR	10	795.10					
2	Ballari	Ballari	KOLURU	Hobli	COTTON	IRR	10	875.23					
3	Ballari	Ballari	MOKA	Hobli	COTTON	IRR	10	823.06					
4	Ballari	Ballari	RUPANAGUDI	Hobli	COTTON	IRR	10	578.64					
5	Ballari	Ballari	BALLARI	Hobli	COTTON	RF	10	319.86					
6	Ballari	Ballari	MOKA	Hobli	COTTON	RF			Taluk Level	20	437.05		
7	Ballari	Ballari	RUPANAGUDI	Hobli	COTTON	RF			Taluk Level	20	437.05		
8	Ballari	Ballari	BALLARI	Hobli	GROUNDNUT	RF			Taluk Level	20	937.54		
9	Ballari	Ballari	MOKA	Hobli	GROUNDNUT	RF	10	1141.29					
10	Ballari	Ballari	RUPANAGUDI	Hobli	GROUNDNUT	RF	10	733.78					
11	Ballari	Ballari	BALLARI	Hobli	Horse Gram (kulthi/kultha)	RF	10	386.18					
12	Ballari	Ballari	BALLARI	Hobli	Maize (Makka)	IRR	10	6353.14					
13	Ballari	Ballari	KOLURU	Hobli	Maize (Makka)	IRR			Taluk Level	38	6336.06		
14	Ballari	Ballari	MOKA	Hobli	Maize (Makka)	IRR	10	7124.42					
15	Ballari	Ballari	RUPANAGUDI	Hobli	Maize (Makka)	IRR	10	6093.15					
16	Ballari	Ballari	BALLARI	Hobli	Navane	RF	10	474.00					
17	Ballari	Ballari	KOLURU	Hobli	Navane	RF			Taluk Level	10	474.00		
18	Ballari	Ballari	MOKA	Hobli	Navane	RF			Taluk Level	10	474.00		
19	Ballari	Ballari	RUPANAGUDI	Hobli	Navane	RF			Taluk Level	10	474.00		

Government of Karnataka
Directorate of Economics and Statistics
Hobli Level Average Yield data for Kharif season 2019-20

S.N	District	Taluk	Insurance Unit (hobli/ GP)	GP/HO BLI	Crop	IRR_RF	No_CCE_Conducted	Average Yield(Kg/Ha)	Name_Of_Higher_Level	No_cce Conducted_Higher	Higher average Yield(Kg/Ha)	Neighbouring Yield	Tech. based Yield
20	Ballari	Ballari	BALLARI	Hobli	Pearl Millet (Bajra/Bulrush Millet/Spiked Millet)	IRR			Taluk Level	12	2008.13		
21	Ballari	Ballari	KOLURU	Hobli	Pearl Millet (Bajra/Bulrush Millet/Spiked Millet)	IRR			Taluk Level	12	2008.13		
22	Ballari	Ballari	RUPANAGUDI	Hobli	Pearl Millet (Bajra/Bulrush Millet/Spiked Millet)	IRR			Taluk Level	12	2008.13		
23	Ballari	Ballari	BALLARI	Hobli	Pearl Millet (Bajra/Bulrush Millet/Spiked Millet)	RF			Taluk Level	8	839.47		
24	Ballari	Ballari	KOLURU	Hobli	Pearl Millet (Bajra/Bulrush Millet/Spiked Millet)	RF			Taluk Level	8	839.47		
25	Ballari	Ballari	RUPANAGUDI	Hobli	Pearl Millet (Bajra/Bulrush Millet/Spiked Millet)	RF			Taluk Level	8	839.47		
26	Ballari	Ballari	KOLURU	Hobli	Pigeon pea (red gram/arhar/tur)	IRR	10	1069.69					
27	Ballari	Ballari	MOKA	Hobli	Pigeon pea (red gram/arhar/tur)	IRR	10	1202.78					
28	Ballari	Ballari	RUPANAGUDI	Hobli	Pigeon pea (red gram/arhar/tur)	IRR	10	1122.20					
29	Ballari	Ballari	BALLARI	Hobli	Pigeon pea (red gram/arhar/tur)	RF			Taluk Level	4	628.83		
30	Ballari	Ballari	KOLURU	Hobli	Pigeon pea (red gram/arhar/tur)	RF			Taluk Level	4	628.83		
31	Ballari	Ballari	MOKA	Hobli	Pigeon pea (red gram/arhar/tur)	RF			Taluk Level	4	628.83		
32	Ballari	Ballari	RUPANAGUDI	Hobli	Pigeon pea (red gram/arhar/tur)	RF			Taluk Level	4	628.83		
33	Ballari	Ballari	BALLARI	Hobli	Red Chillies	IRR	10	3223.12					
34	Ballari	Ballari	KOLURU	Hobli	Red Chillies	IRR	10	3134.33					
35	Ballari	Ballari	MOKA	Hobli	Red Chillies	IRR	10	3279.24					

Government of Karnataka
Directorate of Economics and Statistics
Hobli Level Average Yield data for Kharif season 2019-20

S.N	District	Taluk	Insurance Unit (hobli/ GP)	GP/HO BLI	Crop	IRR- RF	No_CCE_Conducted	Average Yield(Kg/ Ha)	Name_Of_Higher_Level	No_cce_Conducted_Higher	Higher average Yield(Kg/Ha)	Neighbouring Yield	Tech. based Yield
36	Ballari	Ballari	RUPANAGUDI	Hobli	Red Chillies	IRR	10	3090.30					
37	Ballari	Ballari	KOLURU	Hobli	Sorghum (Jowar/Great Millet)	IRR			District Level	178	3297.82		
38	Ballari	Ballari	MOKA	Hobli	Sorghum (Jowar/Great Millet)	IRR			District Level	178	3297.82		
39	Ballari	Ballari	RUPANAGUDI	Hobli	Sorghum (Jowar/Great Millet)	IRR			District Level	178	3297.82		
40	Ballari	Ballari	BALLARI	Hobli	Sorghum (Jowar/Great Millet)	RF			District Level	178	2203.50		
41	Ballari	Ballari	MOKA	Hobli	SUNFLOWER	IRR	10	2206.47					
42	Ballari	Ballari	BALLARI	Hobli	SUNFLOWER	RF			District Level	132	724.97		
43	Ballari	hadagli	HADAGALI	Hobli	COTTON	IRR			Taluk Level	10	406.49		
44	Ballari	hadagli	HIREHADAGALI	Hobli	COTTON	IRR			Taluk Level	10	406.49		
45	Ballari	hadagli	HADAGALI	Hobli	COTTON	RF			Taluk Level	4	133.44		
46	Ballari	hadagli	HIREHADAGALI	Hobli	COTTON	RF			Taluk Level	4	133.44		
47	Ballari	hadagli	ITTIGI	Hobli	COTTON	RF			Taluk Level	4	133.44		
48	Ballari	hadagli	ITTIGI	Hobli	Green Gram (Moong Bean/ Moong)	RF			District Level	14	337.56		
49	Ballari	hadagli	HADAGALI	Hobli	GROUNDNUT	IRR	10	1714.23					
50	Ballari	hadagli	ITTIGI	Hobli	GROUNDNUT	IRR	10	1120.13					
51	Ballari	hadagli	HADAGALI	Hobli	GROUNDNUT	RF			Taluk Level	23	1060.07		
52	Ballari	hadagli	HIREHADAGALI	Hobli	GROUNDNUT	RF			Taluk Level	23	1060.07		
53	Ballari	hadagli	ITTIGI	Hobli	GROUNDNUT	RF			Taluk Level	23	1060.07		
54	Ballari	hadagli	HADAGALI	Hobli	Horse Gram (kulthi/kultha)	RF			District Level	75	1497.40		

Government of Karnataka
Directorate of Economics and Statistics
Hobli Level Average Yield data for Kharif season 2019-20

S.N	District	Taluk	Insurance Unit (hobli/ GP)	GP/HO BLI	Crop	IRR RF	No_CCE_Conducted	Average Yield(Kg/ Ha)	Name_Of_Higher_Level	No_cce Conducted_Higher	Higher average Yield(Kg/Ha)	Neighbouring Yield	Tech. based Yield
55	Ballari	hadagli	HIREHADAGALI	Hobli	Horse Gram (kulthi/kultha)	RF			District Level	75	1497.40		
56	Ballari	hadagli	ITTIGI	Hobli	Horse Gram (kulthi/kultha)	RF			District Level	75	1497.40		
57	Ballari	hadagli	HADAGALI	Hobli	Navane	RF			Taluk Level	27	364.51		
58	Ballari	hadagli	HIREHADAGALI	Hobli	Navane	RF	10	354.39					
59	Ballari	hadagli	ITTIGI	Hobli	Navane	RF			Taluk Level	27	364.51		
60	Ballari	hadagli	HADAGALI	Hobli	Onion	IRR			Taluk Level	28	12514.05		
61	Ballari	hadagli	HIREHADAGALI	Hobli	Onion	IRR	10	10274.00					
62	Ballari	hadagli	ITTIGI	Hobli	Onion	IRR	10	14392.00					
63	Ballari	hadagli	HADAGALI	Hobli	Onion	RF	10	7018.00					
64	Ballari	hadagli	HIREHADAGALI	Hobli	Onion	RF			Taluk Level	24	7285.37		
65	Ballari	hadagli	ITTIGI	Hobli	Onion	RF	10	5678.89					
66	Ballari	hadagli	HADAGALI	Hobli	PADDY	IRR	10	4560.43					
67	Ballari	hadagli	HIREHADAGALI	Hobli	PADDY	IRR	10	5065.88					
68	Ballari	hadagli	HADAGALI	Hobli	Pearl Millet (Bajra/Bulrush Millet/Spiked Millet)	IRR			District Level	27	1832.33		
69	Ballari	hadagli	HADAGALI	Hobli	Pearl Millet (Bajra/Bulrush Millet/Spiked Millet)	RF	10	1021.91					
70	Ballari	hadagli	HIREHADAGALI	Hobli	Pearl Millet (Bajra/Bulrush Millet/Spiked Millet)	RF	10	2407.93					
71	Ballari	hadagli	ITTIGI	Hobli	Pearl Millet (Bajra/Bulrush Millet/Spiked Millet)	RF	10	1319.96					

Government of Karnataka
Directorate of Economics and Statistics
Hobli Level Average Yield data for Kharif season 2019-20

S.N	District	Taluk	Insurance Unit (hobli/ GP)	GP/HO BLI	Crop	IRR_RF	No_CCE_Conducted	Average Yield(Kg/Ha)	Name_Of_Higher_Level	No_cce Conducted_Higher	Higher average Yield(Kg/Ha)	Neighbouring Yield	Tech. based Yield
72	Ballari	hadagli	HADAGALI	Hobli	Pigeon pea (red gram/arhar/tur)	RF	1		Taluk Level	29	493.97		
73	Ballari	hadagli	HIREHADAGALI	Hobli	Pigeon pea (red gram/arhar/tur)	RF	10	281.18					
74	Ballari	hadagli	ITTIGI	Hobli	Pigeon pea (red gram/arhar/tur)	RF	10	580.09					
75	Ballari	hadagli	HADAGALI	Hobli	RAGI	RF	10	750.92					
76	Ballari	hadagli	HIREHADAGALI	Hobli	RAGI	RF	10	1159.25					
77	Ballari	hadagli	HADAGALI	Hobli	Red Chillies	IRR	10	1353.00					
78	Ballari	hadagli	HIREHADAGALI	Hobli	Sesame (Gingelly/Til)/Sesamum	RF			District Level	14	939.83		
79	Ballari	hadagli	HADAGALI	Hobli	Sorghum (Jowar/Great Millet)	IRR			Taluk Level	28	2501.81		
80	Ballari	hadagli	HIREHADAGALI	Hobli	Sorghum (Jowar/Great Millet)	IRR			Taluk Level	28	2501.81		
81	Ballari	hadagli	ITTIGI	Hobli	Sorghum (Jowar/Great Millet)	IRR	10	2162.16					
82	Ballari	hadagli	HADAGALI	Hobli	Sorghum (Jowar/Great Millet)	RF			Taluk Level	25	1895.60		
83	Ballari	hadagli	HIREHADAGALI	Hobli	Sorghum (Jowar/Great Millet)	RF			Taluk Level	25	1895.60		
84	Ballari	hadagli	ITTIGI	Hobli	Sorghum (Jowar/Great Millet)	RF	10	1739.65					
85	Ballari	hadagli	HADAGALI	Hobli	SUNFLOWER	IRR			Taluk Level	14	946.19		
86	Ballari	hadagli	HIREHADAGALI	Hobli	SUNFLOWER	IRR			Taluk Level	14	946.19		
87	Ballari	hadagli	ITTIGI	Hobli	SUNFLOWER	IRR	10	943.55					
88	Ballari	hadagli	HADAGALI	Hobli	SUNFLOWER	RF			Taluk Level	18	475.44		
89	Ballari	hadagli	HIREHADAGALI	Hobli	SUNFLOWER	RF			Taluk Level	18	475.44		
90	Ballari	hadagli	ITTIGI	Hobli	SUNFLOWER	RF	10	388.81					

Government of Karnataka
Directorate of Economics and Statistics
Hobli Level Average Yield data for Kharif season 2019-20

S.N	District	Taluk	Insurance Unit (hobli/ GP)	GP/HO BLI	Crop	IRR- RF	No_CCE_Conducted	Average Yield(Kg/ Ha)	Name_Of_Higher_Level	No_cce Conducted_Higher	Higher average Yield(Kg/Ha)	Neighbouring Yield	Tech. based Yield
91	Ballari	HagariBommannaHal li	HAMPASAGARA	Hobli	COTTON	IRR	10	787.96					
92	Ballari	HagariBommannaHal li	KOGALI	Hobli	COTTON	IRR	10	671.20					
93	Ballari	HagariBommannaHal li	TAMBRAHALLI	Hobli	COTTON	IRR	10	836.00					
94	Ballari	HagariBommannaHal li	HAMPASAGARA	Hobli	Green Gram (Moong Bean/ Moong)	RF			Taluk Level	4	493.72		
95	Ballari	HagariBommannaHal li	HAGARIBOMMANAHAL LI	Hobli	GROUNDNUT	IRR	10	2019.31					
96	Ballari	HagariBommannaHal li	HAMPASAGARA	Hobli	GROUNDNUT	IRR	10	2094.21					
97	Ballari	HagariBommannaHal li	KOGALI	Hobli	GROUNDNUT	IRR			Taluk Level	36	1998.57		
98	Ballari	HagariBommannaHal li	TAMBRAHALLI	Hobli	GROUNDNUT	IRR	10	1732.33					
99	Ballari	HagariBommannaHal li	HAGARIBOMMANAHAL LI	Hobli	GROUNDNUT	RF	10	1013.39					
100	Ballari	HagariBommannaHal li	HAMPASAGARA	Hobli	GROUNDNUT	RF	10	1474.66					
101	Ballari	HagariBommannaHal li	KOGALI	Hobli	GROUNDNUT	RF			Taluk Level	38	1345.52		
102	Ballari	HagariBommannaHal li	TAMBRAHALLI	Hobli	GROUNDNUT	RF	10	1331.93					
103	Ballari	HagariBommannaHal li	HAGARIBOMMANAHAL LI	Hobli	Horse Gram (kulthi/kultha)	RF			Taluk Level	6	411.80		
104	Ballari	HagariBommannaHal li	HAMPASAGARA	Hobli	Horse Gram (kulthi/kultha)	RF			Taluk Level	6	411.80		
105	Ballari	HagariBommannaHal li	KOGALI	Hobli	Horse Gram (kulthi/kultha)	RF			Taluk Level	6	411.80		
106	Ballari	HagariBommannaHal li	TAMBRAHALLI	Hobli	Horse Gram (kulthi/kultha)	RF			Taluk Level	6	411.80		
107	Ballari	HagariBommannaHal li	HAGARIBOMMANAHAL LI	Hobli	Navane	RF	10	707.98					
108	Ballari	HagariBommannaHal li	HAMPASAGARA	Hobli	Navane	RF	10	524.35					
109	Ballari	HagariBommannaHal li	KOGALI	Hobli	Navane	RF	10	445.63					

Government of Karnataka
Directorate of Economics and Statistics
Hobli Level Average Yield data for Kharif season 2019-20

S.N	District	Taluk	Insurance Unit (hobli/ GP)	GP/HO BLI	Crop	IRR_RF	No_CCE_Conducted	Average Yield(Kg/Ha)	Name_Of_Higher_Level	No_cce Conducted_Higher	Higher average Yield(Kg/Ha)	Neighbouring Yield	Tech. based Yield
110	Ballari	HagariBommannaHal li	TAMBRAHALLI	Hobli	Navane	RF	10	600.48					
111	Ballari	HagariBommannaHal li	HAMPASAGARA	Hobli	Onion	IRR	10	12256.71					
112	Ballari	HagariBommannaHal li	KOGALI	Hobli	Onion	IRR	10	12417.80					
113	Ballari	HagariBommannaHal li	TAMBRAHALLI	Hobli	Onion	IRR	10	16798.00					
114	Ballari	HagariBommannaHal li	KOGALI	Hobli	Onion	RF	10	8737.00					
115	Ballari	HagariBommannaHal li	HAGARIBOMMANAHALLI	Hobli	PADDY	IRR	10	6152.36					
116	Ballari	HagariBommannaHal li	HAMPASAGARA	Hobli	PADDY	IRR	10	6064.63					
117	Ballari	HagariBommannaHal li	KOGALI	Hobli	PADDY	IRR	10	5625.59					
118	Ballari	HagariBommannaHal li	TAMBRAHALLI	Hobli	PADDY	IRR	10	5967.41					
119	Ballari	HagariBommannaHal li	HAGARIBOMMANAHALLI	Hobli	Pearl Millet (Bajra/Bulrush Millet/Spiked Millet)	IRR			District Level	27	1832.33		
120	Ballari	HagariBommannaHal li	HAGARIBOMMANAHALLI	Hobli	Pearl Millet (Bajra/Bulrush Millet/Spiked Millet)	RF	10	1913.51					
121	Ballari	HagariBommannaHal li	HAMPASAGARA	Hobli	Pearl Millet (Bajra/Bulrush Millet/Spiked Millet)	RF	10	1716.89					
122	Ballari	HagariBommannaHal li	KOGALI	Hobli	Pearl Millet (Bajra/Bulrush Millet/Spiked Millet)	RF	10	2408.50					
123	Ballari	HagariBommannaHal li	TAMBRAHALLI	Hobli	Pearl Millet (Bajra/Bulrush Millet/Spiked Millet)	RF	10	1579.51					
124	Ballari	HagariBommannaHal li	TAMBRAHALLI	Hobli	Pigeon pea (red gram/arhar/tur)	IRR			Taluk Level	8	664.67		
125	Ballari	HagariBommannaHal li	HAGARIBOMMANAHALLI	Hobli	Pigeon pea (red gram/arhar/tur)	RF	10	601.10					
126	Ballari	HagariBommannaHal li	HAMPASAGARA	Hobli	Pigeon pea (red gram/arhar/tur)	RF	10	868.75					

Government of Karnataka
Directorate of Economics and Statistics
Hobli Level Average Yield data for Kharif season 2019-20

S.N	District	Taluk	Insurance Unit (hobli/ GP)	GP/HO BLI	Crop	IRR_RF	No_CCE_Conducted	Average Yield(Kg/Ha)	Name_Of_Higher_Level	No_cce Conducted_Higher	Higher average Yield(Kg/Ha)	Neighbouring Yield	Tech. based Yield
127	Ballari	HagariBommannaHal li	KOGALI	Hobli	Pigeon pea (red gram/arhar/tur)	RF	10	1132.25					
128	Ballari	HagariBommannaHal li	TAMBRAHALLI	Hobli	Pigeon pea (red gram/arhar/tur)	RF			Taluk Level	39	902.57		
129	Ballari	HagariBommannaHal li	HAGARIBOMMANAHALLI	Hobli	RAGI	RF	10	1750.45					
130	Ballari	HagariBommannaHal li	KOGALI	Hobli	RAGI	RF	10	953.55					
131	Ballari	HagariBommannaHal li	HAGARIBOMMANAHALLI	Hobli	Red Chillies	IRR			Taluk Level	29	2830.74		
132	Ballari	HagariBommannaHal li	HAMPASAGARA	Hobli	Red Chillies	IRR	10	2576.70					
133	Ballari	HagariBommannaHal li	TAMBRAHALLI	Hobli	Red Chillies	IRR	10	2890.13					
134	Ballari	HagariBommannaHal li	KOGALI	Hobli	Sesame (Gingelly/Til)/Sesamum	RF			District Level	14	939.83		
135	Ballari	HagariBommannaHal li	HAGARIBOMMANAHALLI	Hobli	Sorghum (Jowar/Great Millet)	IRR	10	3781.66					
136	Ballari	HagariBommannaHal li	HAMPASAGARA	Hobli	Sorghum (Jowar/Great Millet)	IRR	10	4111.03					
137	Ballari	HagariBommannaHal li	KOGALI	Hobli	Sorghum (Jowar/Great Millet)	IRR	10	4111.80					
138	Ballari	HagariBommannaHal li	TAMBRAHALLI	Hobli	Sorghum (Jowar/Great Millet)	IRR			Taluk Level	38	3878.17		
139	Ballari	HagariBommannaHal li	HAGARIBOMMANAHALLI	Hobli	Sorghum (Jowar/Great Millet)	RF	10	2759.43					
140	Ballari	HagariBommannaHal li	HAMPASAGARA	Hobli	Sorghum (Jowar/Great Millet)	RF	10	3153.65					
141	Ballari	HagariBommannaHal li	KOGALI	Hobli	Sorghum (Jowar/Great Millet)	RF	10	2391.41					
142	Ballari	HagariBommannaHal li	TAMBRAHALLI	Hobli	Sorghum (Jowar/Great Millet)	RF	10	3299.67					
143	Ballari	HagariBommannaHal li	HAMPASAGARA	Hobli	Sugarcane	IRR	10	70340.00					
144	Ballari	HagariBommannaHal li	HAGARIBOMMANAHALLI	Hobli	SUNFLOWER	IRR	10	682.91					
145	Ballari	HagariBommannaHal li	HAMPASAGARA	Hobli	SUNFLOWER	IRR	10	985.38					

Government of Karnataka
Directorate of Economics and Statistics
Hobli Level Average Yield data for Kharif season 2019-20

S.N	District	Taluk	Insurance Unit (hobli/ GP)	GP/HO BLI	Crop	IRR_Rf	No_CCE_Conducted	Average Yield(Kg/Ha)	Name_Of_Higher_Level	No_cce Conducted_Higher	Higher average Yield(Kg/Ha)	Neighbouring Yield	Tech. based Yield
146	Ballari	HagariBommannaHalli	KOGALI	Hobli	SUNFLOWER	IRR	10	1355.09					
147	Ballari	HagariBommannaHalli	TAMBRAHALLI	Hobli	SUNFLOWER	IRR			Taluk Level	32	995.44		
148	Ballari	HagariBommannaHalli	HAGARIBOMMANAHALLI	Hobli	SUNFLOWER	RF	10	548.36					
149	Ballari	HagariBommannaHalli	HAMPASAGARA	Hobli	SUNFLOWER	RF	10	645.41					
150	Ballari	HagariBommannaHalli	KOGALI	Hobli	SUNFLOWER	RF	10	1067.87					
151	Ballari	Harapanahalli	ARASIKERI	Hobli	COTTON	IRR	10	407.36					
152	Ballari	Harapanahalli	CHIGATERI	Hobli	COTTON	IRR	10	402.49					
153	Ballari	Harapanahalli	TELAGI	Hobli	COTTON	IRR			Taluk Level	28	404.40		
154	Ballari	Harapanahalli	ARASIKERI	Hobli	COTTON	RF			Taluk Level	26	328.62		
155	Ballari	Harapanahalli	CHIGATERI	Hobli	COTTON	RF	10	308.38					
156	Ballari	Harapanahalli	KASABA	Hobli	COTTON	RF			Taluk Level	26	328.62		
157	Ballari	Harapanahalli	TELAGI	Hobli	COTTON	RF			Taluk Level	26	328.62		
158	Ballari	Harapanahalli	CHIGATERI	Hobli	Green Gram (Moong Bean/ Moong)	RF			Taluk Level	10	275.10		
159	Ballari	Harapanahalli	KASABA	Hobli	Green Gram (Moong Bean/ Moong)	RF	10	275.10					
160	Ballari	Harapanahalli	CHIGATERI	Hobli	GROUNDNUT	IRR			Taluk Level	8	2196.58		
161	Ballari	Harapanahalli	KASABA	Hobli	GROUNDNUT	IRR			Taluk Level	8	2196.58		
162	Ballari	Harapanahalli	ARASIKERI	Hobli	GROUNDNUT	RF	10	1534.14					
163	Ballari	Harapanahalli	CHIGATERI	Hobli	GROUNDNUT	RF	10	1268.30					
164	Ballari	Harapanahalli	KASABA	Hobli	GROUNDNUT	RF	10	1336.55					

Government of Karnataka
Directorate of Economics and Statistics
Hobli Level Average Yield data for Kharif season 2019-20

S.N	District	Taluk	Insurance Unit (hobli/ GP)	GP/HO Bli	Crop	IRR_Rf	No_CCE_Conducted	Average Yield(Kg/Ha)	Name_Of_Higher_Level	No_cce Conducted_Higher	Higher average Yield(Kg/Ha)	Neighbouring Yield	Tech. based Yield
165	Ballari	Harapanahalli	TELAGI	Hobli	GROUNDNUT	RF	10	1476.10					
166	Ballari	Harapanahalli	KASABA	Hobli	Horse Gram (kulthi/kultha)	RF			District Level	75	1497.40		
167	Ballari	Harapanahalli	TELAGI	Hobli	Horse Gram (kulthi/kultha)	RF			District Level	75	1497.40		
168	Ballari	Harapanahalli	CHIGATERI	Hobli	Navane	RF	10	423.21					
169	Ballari	Harapanahalli	CHIGATERI	Hobli	Onion	IRR	10	14945.40					
170	Ballari	Harapanahalli	KASABA	Hobli	Onion	IRR	10	15150.00					
171	Ballari	Harapanahalli	CHIGATERI	Hobli	Onion	RF	10	6634.99					
172	Ballari	Harapanahalli	ARASIKERI	Hobli	PADDY	IRR	10	5822.04					
173	Ballari	Harapanahalli	TELAGI	Hobli	PADDY	IRR	10	6191.02					
174	Ballari	Harapanahalli	KASABA	Hobli	Pearl Millet (Bajra/Bulrush Millet/Spiked Millet)	RF			Taluk Level	6	1684.07		
175	Ballari	Harapanahalli	CHIGATERI	Hobli	Pigeon pea (red gram/arhar/tur)	IRR			Taluk Level	4	1162.95		
176	Ballari	Harapanahalli	ARASIKERI	Hobli	Pigeon pea (red gram/arhar/tur)	RF	10	923.44					
177	Ballari	Harapanahalli	CHIGATERI	Hobli	Pigeon pea (red gram/arhar/tur)	RF	10	1434.48					
178	Ballari	Harapanahalli	KASABA	Hobli	Pigeon pea (red gram/arhar/tur)	RF	10	1322.29					
179	Ballari	Harapanahalli	TELAGI	Hobli	Pigeon pea (red gram/arhar/tur)	RF	10	1331.15					
180	Ballari	Harapanahalli	ARASIKERI	Hobli	RAGI	IRR			Taluk Level	6	1662.29		
181	Ballari	Harapanahalli	ARASIKERI	Hobli	RAGI	RF	10	1771.34					
182	Ballari	Harapanahalli	CHIGATERI	Hobli	RAGI	RF	10	1262.03					

Government of Karnataka
Directorate of Economics and Statistics
Hobli Level Average Yield data for Kharif season 2019-20

S.N	District	Taluk	Insurance Unit (hobli/ GP)	GP/HO BLI	Crop	IRR_Rf	No_CCE_Conducted	Average Yield(Kg/Ha)	Name_Of_Higher_Level	No_cce Conducted_Higher	Higher average Yield(Kg/Ha)	Neighbouring Yield	Tech. based Yield
183	Ballari	Harapanahalli	KASABA	Hobli	RAGI	RF	10	1676.78					
184	Ballari	Harapanahalli	TELAGI	Hobli	RAGI	RF	10	1327.03					
185	Ballari	Harapanahalli	KASABA	Hobli	Sesame (Gingelly/Til)/Sesamum	RF			District Level	14	939.83		
186	Ballari	Harapanahalli	ARASIKERI	Hobli	Sorghum (Jowar/Great Millet)	IRR			Taluk Level	26	2767.03		
187	Ballari	Harapanahalli	CHIGATERI	Hobli	Sorghum (Jowar/Great Millet)	IRR	10	3053.05					
188	Ballari	Harapanahalli	KASABA	Hobli	Sorghum (Jowar/Great Millet)	IRR	10	2688.92					
189	Ballari	Harapanahalli	TELAGI	Hobli	Sorghum (Jowar/Great Millet)	IRR			Taluk Level	26	2767.03		
190	Ballari	Harapanahalli	ARASIKERI	Hobli	Sorghum (Jowar/Great Millet)	RF	10	2037.75					
191	Ballari	Harapanahalli	CHIGATERI	Hobli	Sorghum (Jowar/Great Millet)	RF	10	1928.63					
192	Ballari	Harapanahalli	KASABA	Hobli	Sorghum (Jowar/Great Millet)	RF	10	2194.24					
193	Ballari	Harapanahalli	TELAGI	Hobli	Sorghum (Jowar/Great Millet)	RF	10	2079.63					
194	Ballari	Harapanahalli	TELAGI	Hobli	Sugarcane	IRR	10	144516.24					
195	Ballari	Harapanahalli	CHIGATERI	Hobli	SUNFLOWER	IRR			Taluk Level	4	1847.78		
196	Ballari	Harapanahalli	ARASIKERI	Hobli	SUNFLOWER	RF			Taluk Level	14	834.45		
197	Ballari	Harapanahalli	CHIGATERI	Hobli	SUNFLOWER	RF	10	805.79					
198	Ballari	Harapanahalli	KASABA	Hobli	SUNFLOWER	RF			Taluk Level	14	834.45		
199	Ballari	Harapanahalli	KASABA	Hobli	Tomato	NS	10	6511.00					
200	Ballari	Hosapete	KAMALAPURA	Hobli	COTTON	IRR	10	523.42					
201	Ballari	Hosapete	KAMPLI	Hobli	COTTON	IRR	10	737.92					

Government of Karnataka
Directorate of Economics and Statistics
Hobli Level Average Yield data for Kharif season 2019-20

S.N	District	Taluk	Insurance Unit (hobli/ GP)	GP/HO BLI	Crop	IRR_RF	No_CCE_Conducted	Average Yield(Kg/Ha)	Name_Of_Higher_Level	No_cce Conducted_Higher	Higher average Yield(Kg/Ha)	Neighbouring Yield	Tech. based Yield
202	Ballari	Hosapete	KAMALAPURA	Hobli	COTTON	RF			Taluk Level	18	317.50		
203	Ballari	Hosapete	KAMPLI	Hobli	COTTON	RF	10	347.98					
204	Ballari	Hosapete	KAMPLI	Hobli	GROUNDNUT	IRR			Taluk Level	12	1394.60		
205	Ballari	Hosapete	MARIYAMMANAHALLI	Hobli	GROUNDNUT	IRR	10	1501.75					
206	Ballari	Hosapete	MARIYAMMANAHALLI	Hobli	GROUNDNUT	RF			Taluk Level	9	906.16		
207	Ballari	Hosapete	KAMALAPURA	Hobli	Horse Gram (kulthi/kultha)	RF			Taluk Level	13	1105.29		
208	Ballari	Hosapete	MARIYAMMANAHALLI	Hobli	Horse Gram (kulthi/kultha)	RF			Taluk Level	13	1105.29		
209	Ballari	Hosapete	HOSAPETE	Hobli	Maize (Makka)	IRR	10	4119.86					
210	Ballari	Hosapete	KAMALAPURA	Hobli	Maize (Makka)	IRR	10	4104.57					
211	Ballari	Hosapete	KAMPLI	Hobli	Maize (Makka)	IRR	10	6884.04					
212	Ballari	Hosapete	MARIYAMMANAHALLI	Hobli	Maize (Makka)	IRR	10	3989.62					
213	Ballari	Hosapete	HOSAPETE	Hobli	Maize (Makka)	RF	10	3179.65					
214	Ballari	Hosapete	KAMALAPURA	Hobli	Maize (Makka)	RF	10	2366.65					
215	Ballari	Hosapete	KAMPLI	Hobli	Maize (Makka)	RF			Taluk Level	30	3109.58		
216	Ballari	Hosapete	MARIYAMMANAHALLI	Hobli	Maize (Makka)	RF	10	3782.43					
217	Ballari	Hosapete	HOSAPETE	Hobli	Navane	RF			Taluk Level	37	537.54		
218	Ballari	Hosapete	KAMALAPURA	Hobli	Navane	RF	10	406.80					
219	Ballari	Hosapete	KAMPLI	Hobli	Navane	RF	10	616.54					
220	Ballari	Hosapete	MARIYAMMANAHALLI	Hobli	Navane	RF	10	592.66					

Government of Karnataka
Directorate of Economics and Statistics
Hobli Level Average Yield data for Kharif season 2019-20

S.N	District	Taluk	Insurance Unit (hobli/ GP)	GP/HO BLI	Crop	IRR_Rf	No_CCE_Conducted	Average Yield(Kg/ Ha)	Name_Of_Higher_Level	No_cce_Conducted_Higher	Higher average Yield(Kg/Ha)	Neighbouring Yield	Tech. based Yield
221	Ballari	Hosapete	HOSAPETE	Hobli	Onion	IRR			Taluk Level	15	10240.32		
222	Ballari	Hosapete	KAMALAPURA	Hobli	Onion	IRR			Taluk Level	15	10240.32		
223	Ballari	Hosapete	KAMALAPURA	Hobli	Onion	RF			Taluk Level	4	6500.00		
224	Ballari	Hosapete	KAMALAPURA	Hobli	Pearl Millet (Bajra/Bulrush Millet/Spiked Millet)	IRR			District Level	27	1832.33		
225	Ballari	Hosapete	HOSAPETE	Hobli	Pearl Millet (Bajra/Bulrush Millet/Spiked Millet)	RF			Taluk Level	31	1473.04		
226	Ballari	Hosapete	KAMALAPURA	Hobli	Pearl Millet (Bajra/Bulrush Millet/Spiked Millet)	RF	10	1355.74					
227	Ballari	Hosapete	KAMPLI	Hobli	Pearl Millet (Bajra/Bulrush Millet/Spiked Millet)	RF			Taluk Level	31	1473.04		
228	Ballari	Hosapete	MARIYAMMANAHALLI	Hobli	Pearl Millet (Bajra/Bulrush Millet/Spiked Millet)	RF			Taluk Level	31	1473.04		
229	Ballari	Hosapete	KAMPLI	Hobli	Pigeon pea (red gram/arhar/tur)	IRR	10	905.23					
230	Ballari	Hosapete	KAMALAPURA	Hobli	Pigeon pea (red gram/arhar/tur)	RF	10	443.64					
231	Ballari	Hosapete	KAMPLI	Hobli	Pigeon pea (red gram/arhar/tur)	RF			Taluk Level	26	545.25		
232	Ballari	Hosapete	MARIYAMMANAHALLI	Hobli	Pigeon pea (red gram/arhar/tur)	RF	10	719.27					
233	Ballari	Hosapete	MARIYAMMANAHALLI	Hobli	RAGI	RF	10	1761.60					
234	Ballari	Hosapete	KAMALAPURA	Hobli	Red Chillies	IRR	10	2765.26					
235	Ballari	Hosapete	KAMPLI	Hobli	Red Chillies	IRR	10	2712.18					
236	Ballari	Hosapete	KAMALAPURA	Hobli	Red Chillies	RF			Taluk Level	2	295.05		
237	Ballari	Hosapete	MARIYAMMANAHALLI	Hobli	Sesame (Gingelly/Til)/Sesamum	RF			Taluk Level	2	1878.59		

Government of Karnataka
Directorate of Economics and Statistics
Hobli Level Average Yield data for Kharif season 2019-20

S.N	District	Taluk	Insurance Unit (hobli/ GP)	GP/HO BLI	Crop	IRR- RF	No_CCE_Conducted	Average Yield(Kg/ Ha)	Name_Of_Higher_Level	No_cce Conducted_Higher	Higher average Yield(Kg/Ha)	Neighbouring Yield	Tech. based Yield
238	Ballari	Hosapete	HOSAPETE	Hobli	Sorghum (Jowar/Great Millet)	IRR			Taluk Level	18	3485.32		
239	Ballari	Hosapete	KAMALAPURA	Hobli	Sorghum (Jowar/Great Millet)	IRR			Taluk Level	18	3485.32		
240	Ballari	Hosapete	KAMPLI	Hobli	Sorghum (Jowar/Great Millet)	IRR			Taluk Level	18	3485.32		
241	Ballari	Hosapete	MARIYAMMANAHALLI	Hobli	Sorghum (Jowar/Great Millet)	IRR	10	3567.03					
242	Ballari	Hosapete	HOSAPETE	Hobli	Sorghum (Jowar/Great Millet)	RF			Taluk Level	10	2673.09		
243	Ballari	Hosapete	KAMALAPURA	Hobli	Sorghum (Jowar/Great Millet)	RF			Taluk Level	10	2673.09		
244	Ballari	Hosapete	MARIYAMMANAHALLI	Hobli	Sorghum (Jowar/Great Millet)	RF	10	2673.09					
245	Ballari	Hosapete	HOSAPETE	Hobli	Sugarcane	IRR	10	95940.00					
246	Ballari	Hosapete	KAMALAPURA	Hobli	Sugarcane	IRR	10	114668.00					
247	Ballari	Hosapete	KAMALAPURA	Hobli	SUNFLOWER	IRR			Taluk Level	10	1512.32		
248	Ballari	Hosapete	KAMPLI	Hobli	SUNFLOWER	IRR			Taluk Level	10	1512.32		
249	Ballari	Hosapete	KAMALAPURA	Hobli	SUNFLOWER	RF	10	836.88					
250	Ballari	Hosapete	KAMPLI	Hobli	SUNFLOWER	RF			Taluk Level	20	564.57		
251	Ballari	Hosapete	MARIYAMMANAHALLI	Hobli	SUNFLOWER	RF	10	292.26					
252	Ballari	Kudligi	GUDEKOTE	Hobli	COTTON	IRR	10	444.36					
253	Ballari	Kudligi	HOSAHALLI	Hobli	COTTON	IRR	10	528.42					
254	Ballari	Kudligi	KOTTURU	Hobli	COTTON	IRR	10	573.79					
255	Ballari	Kudligi	KUDLIGI	Hobli	COTTON	IRR			Taluk Level	32	512.70		
256	Ballari	Kudligi	HOSAHALLI	Hobli	COTTON	RF			Taluk Level	12	472.68		

Government of Karnataka
Directorate of Economics and Statistics
Hobli Level Average Yield data for Kharif season 2019-20

S.N	District	Taluk	Insurance Unit (hobli/ GP)	GP/HO BLI	Crop	IRR- RF	No_CCE_Conducted	Average Yield(Kg/ Ha)	Name_Of_Higher_Level	No_cce Conducted_Higher	Higher average Yield(Kg/Ha)	Neighbouring Yield	Tech. based Yield
257	Ballari	Kudligi	KOTTURU	Hobli	COTTON	RF	10	438.79					
258	Ballari	Kudligi	KOTTURU	Hobli	Green Gram (Moong Bean/ Moong)	RF			District Level	14	337.56		
259	Ballari	Kudligi	GUDEKOTE	Hobli	GROUNDNUT	IRR			Taluk Level	4	1394.30		
260	Ballari	Kudligi	HOSAHALLI	Hobli	GROUNDNUT	IRR			Taluk Level	4	1394.30		
261	Ballari	Kudligi	KOTTURU	Hobli	GROUNDNUT	IRR			Taluk Level	4	1394.30		
262	Ballari	Kudligi	KUDLIGI	Hobli	GROUNDNUT	IRR			Taluk Level	4	1394.30		
263	Ballari	Kudligi	GUDEKOTE	Hobli	GROUNDNUT	RF			Taluk Level	39	1233.67		
264	Ballari	Kudligi	HOSAHALLI	Hobli	GROUNDNUT	RF	10	1045.30					
265	Ballari	Kudligi	KOTTURU	Hobli	GROUNDNUT	RF	10	1593.04					
266	Ballari	Kudligi	KUDLIGI	Hobli	GROUNDNUT	RF	10	1291.96					
267	Ballari	Kudligi	GUDEKOTE	Hobli	Horse Gram (kulthi/kultha)	RF	10	1775.71					
268	Ballari	Kudligi	HOSAHALLI	Hobli	Horse Gram (kulthi/kultha)	RF			Taluk Level	26	2475.61		
269	Ballari	Kudligi	KOTTURU	Hobli	Horse Gram (kulthi/kultha)	RF			Taluk Level	26	2475.61		
270	Ballari	Kudligi	KUDLIGI	Hobli	Horse Gram (kulthi/kultha)	RF			Taluk Level	26	2475.61		
271	Ballari	Kudligi	GUDEKOTE	Hobli	Navane	RF	10	359.34					
272	Ballari	Kudligi	HOSAHALLI	Hobli	Navane	RF	10	447.42					
273	Ballari	Kudligi	KOTTURU	Hobli	Navane	RF	10	463.34					
274	Ballari	Kudligi	KUDLIGI	Hobli	Navane	RF			Taluk Level	30	423.37		
275	Ballari	Kudligi	GUDEKOTE	Hobli	Onion	IRR	10	11156.00					

Government of Karnataka
Directorate of Economics and Statistics
Hobli Level Average Yield data for Kharif season 2019-20

S.N	District	Taluk	Insurance Unit (hobli/ GP)	GP/HO BLI	Crop	IRR_RF	No_CCE_Conducted	Average Yield(Kg/Ha)	Name_Of_Higher_Level	No_cce_Conducted_Higher	Higher average Yield(Kg/Ha)	Neighbouring Yield	Tech. based Yield
276	Ballari	Kudligi	HOSAHALLI	Hobli	Onion	IRR			Taluk Level	38	13424.21		
277	Ballari	Kudligi	KOTTURU	Hobli	Onion	IRR	10	13742.00					
278	Ballari	Kudligi	KUDLIGI	Hobli	Onion	IRR			Taluk Level	38	13424.21		
279	Ballari	Kudligi	GUDEKOTE	Hobli	Onion	RF			Taluk Level	10	8209.00		
280	Ballari	Kudligi	HOSAHALLI	Hobli	Onion	RF			Taluk Level	10	8209.00		
281	Ballari	Kudligi	KOTTURU	Hobli	Onion	RF	10	8209.00					
282	Ballari	Kudligi	GUDEKOTE	Hobli	PADDY	IRR			Taluk Level	2	2986.07		
283	Ballari	Kudligi	KOTTURU	Hobli	Pearl Millet (Bajra/Bulrush Millet/Spiked Millet)	IRR			Taluk Level	2	1638.57		
284	Ballari	Kudligi	GUDEKOTE	Hobli	Pearl Millet (Bajra/Bulrush Millet/Spiked Millet)	RF	10	1200.26					
285	Ballari	Kudligi	HOSAHALLI	Hobli	Pearl Millet (Bajra/Bulrush Millet/Spiked Millet)	RF	10	1758.85					
286	Ballari	Kudligi	KOTTURU	Hobli	Pearl Millet (Bajra/Bulrush Millet/Spiked Millet)	RF	10	1733.76					
287	Ballari	Kudligi	KUDLIGI	Hobli	Pearl Millet (Bajra/Bulrush Millet/Spiked Millet)	RF			Taluk Level	38	1585.93		
288	Ballari	Kudligi	GUDEKOTE	Hobli	Pigeon pea (red gram/arhar/tur)	IRR			Taluk Level	4	255.08		
289	Ballari	Kudligi	KUDLIGI	Hobli	Pigeon pea (red gram/arhar/tur)	IRR			Taluk Level	4	255.08		
290	Ballari	Kudligi	GUDEKOTE	Hobli	Pigeon pea (red gram/arhar/tur)	RF	10	521.41					
291	Ballari	Kudligi	HOSAHALLI	Hobli	Pigeon pea (red gram/arhar/tur)	RF			Taluk Level	38	869.93		
292	Ballari	Kudligi	KOTTURU	Hobli	Pigeon pea (red gram/arhar/tur)	RF	10	1287.47					

Government of Karnataka
Directorate of Economics and Statistics
Hobli Level Average Yield data for Kharif season 2019-20

S.N	District	Taluk	Insurance Unit (hobli/ GP)	GP/HO BLI	Crop	IRR/RF	No. CCE Conducted	Average Yield(Kg/Ha)	Name Of Higher Level	No. cce Conducted Higher	Higher average Yield(Kg/Ha)	Neighbouring Yield	Tech. based Yield
293	Ballari	Kudligi	KUDLIGI	Hobli	Pigeon pea (red gram/arhar/tur)	RF	10	1161.95					
294	Ballari	Kudligi	GUDEKOTE	Hobli	RAGI	IRR			Taluk Level	4	1402.44		
295	Ballari	Kudligi	GUDEKOTE	Hobli	RAGI	RF	10	668.26					
296	Ballari	Kudligi	HOSAHALLI	Hobli	RAGI	RF	10	920.59					
297	Ballari	Kudligi	KOTTURU	Hobli	RAGI	RF	10	1223.88					
298	Ballari	Kudligi	KUDLIGI	Hobli	RAGI	RF	10	974.01					
299	Ballari	Kudligi	GUDEKOTE	Hobli	Red Chillies	IRR	10	1368.91					
300	Ballari	Kudligi	KOTTURU	Hobli	Red Chillies	IRR			Taluk Level	24	1833.07		
301	Ballari	Kudligi	KUDLIGI	Hobli	Red Chillies	IRR	10	2018.13					
302	Ballari	Kudligi	GUDEKOTE	Hobli	Red Chillies	RF			District Level	2	295.05		
303	Ballari	Kudligi	HOSAHALLI	Hobli	Sesame (Gingelly/Til)/Sesamum	RF			Taluk Level	2	904.92		
304	Ballari	Kudligi	KOTTURU	Hobli	Sesame (Gingelly/Til)/Sesamum	RF			Taluk Level	2	904.92		
305	Ballari	Kudligi	GUDEKOTE	Hobli	Sorghum (Jowar/Great Millet)	IRR	10	3121.39					
306	Ballari	Kudligi	HOSAHALLI	Hobli	Sorghum (Jowar/Great Millet)	IRR	10	3503.50					
307	Ballari	Kudligi	KOTTURU	Hobli	Sorghum (Jowar/Great Millet)	IRR	10	2979.90					
308	Ballari	Kudligi	KUDLIGI	Hobli	Sorghum (Jowar/Great Millet)	IRR	10	3941.44					
309	Ballari	Kudligi	GUDEKOTE	Hobli	Sorghum (Jowar/Great Millet)	RF	10	950.50					
310	Ballari	Kudligi	HOSAHALLI	Hobli	Sorghum (Jowar/Great Millet)	RF	10	1113.42					
311	Ballari	Kudligi	KOTTURU	Hobli	Sorghum (Jowar/Great Millet)	RF	10	2371.83					

Government of Karnataka
Directorate of Economics and Statistics
Hobli Level Average Yield data for Kharif season 2019-20

S N	District	Taluk	Insurance Unit (hobli/ GP)	GP/HO BLI	Crop	IRR RF	No_CCE Conducted	Average Yield(Kg/ Ha)	Name Of Higher Level	No_cce Conducted Higher	Higher average Yield(Kg/Ha)	Neighbouring Yield	Tech. based Yield
312	Ballari	Kudligi	KUDLIGI	Hobli	Sorghum (Jowar/Great Millet)	RF			Taluk Level	39	1724.77		
313	Ballari	Kudligi	GUDEKOTE	Hobli	SUNFLOWER	IRR			Taluk Level	4	1714.11		
314	Ballari	Kudligi	HOSAHALLI	Hobli	SUNFLOWER	IRR			Taluk Level	4	1714.11		
315	Ballari	Kudligi	KOTTURU	Hobli	SUNFLOWER	IRR			Taluk Level	4	1714.11		
316	Ballari	Kudligi	GUDEKOTE	Hobli	SUNFLOWER	RF			Taluk Level	28	650.40		
317	Ballari	Kudligi	HOSAHALLI	Hobli	SUNFLOWER	RF	10	745.27					
318	Ballari	Kudligi	KOTTURU	Hobli	SUNFLOWER	RF	10	634.31					
319	Ballari	Kudligi	KUDLIGI	Hobli	SUNFLOWER	RF			Taluk Level	28	650.40		
320	Ballari	Kudligi	HOSAHALLI	Hobli	Tomato	NS	10	8190.24					
321	Ballari	Kudligi	KOTTURU	Hobli	Tomato	NS			Taluk Level	12	8860.20		
322	Ballari	Kurugodu	KURUGODU	Hobli	COTTON	IRR	10	897.72					
323	Ballari	Kurugodu	KURUGODU	Hobli	Maize (Makka)	IRR	10	3367.93					
324	Ballari	Kurugodu	KURUGODU	Hobli	Maize (Makka)	RF			District Level	569	3144.96		
325	Ballari	Kurugodu	KURUGODU	Hobli	Navane	RF			Taluk Level	6	597.29		
326	Ballari	Kurugodu	KURUGODU	Hobli	Pearl Millet (Bajra/Bulrush Millet/Spiked Millet)	IRR	10	1643.70					
327	Ballari	Kurugodu	KURUGODU	Hobli	Pearl Millet (Bajra/Bulrush Millet/Spiked Millet)	RF			Taluk Level	6	995.42		
328	Ballari	Kurugodu	KURUGODU	Hobli	Pigeon pea (red gram/arhar/tur)	IRR	10	1476.72					
329	Ballari	Kurugodu	KURUGODU	Hobli	Pigeon pea (red gram/arhar/tur)	RF			District Level	226	824.43		

Government of Karnataka
Directorate of Economics and Statistics
Hobli Level Average Yield data for Kharif season 2019-20

S.N	District	Taluk	Insurance Unit (hobli/ GP)	GP/HO BLI	Crop	IRR RF	No. CCE Conducted	Average Yield(Kg/ Ha)	Name Of Higher Level	No. cce Conducted Higher	Higher average Yield(Kg/Ha)	Neighbouring Yield	Tech. based Yield
330	Ballari	Kurugodu	KURUGODU	Hobli	Red Chillies	IRR	10	3210.96					
331	Ballari	Kurugodu	KURUGODU	Hobli	Sorghum (Jowar/Great Millet)	IRR			District Level	178	3297.82		
332	Ballari	Kurugodu	KURUGODU	Hobli	SUNFLOWER	RF	10	1454.38					
333	Ballari	Sandur	CHORANURU	Hobli	COTTON	IRR	10	450.03					
334	Ballari	Sandur	TORANAGALLU	Hobli	COTTON	IRR	10	438.35					
335	Ballari	Sandur	CHORANURU	Hobli	COTTON	RF	10	364.93					
336	Ballari	Sandur	SANDURU	Hobli	COTTON	RF			Taluk Level	26	350.70		
337	Ballari	Sandur	TORANAGALLU	Hobli	COTTON	RF	10	226.51					
338	Ballari	Sandur	CHORANURU	Hobli	GROUNDNUT	IRR	10	2000.09					
339	Ballari	Sandur	TORANAGALLU	Hobli	GROUNDNUT	IRR	10	2164.89					
340	Ballari	Sandur	CHORANURU	Hobli	GROUNDNUT	RF	10	1277.04					
341	Ballari	Sandur	SANDURU	Hobli	GROUNDNUT	RF	10	1123.79					
342	Ballari	Sandur	TORANAGALLU	Hobli	GROUNDNUT	RF			Taluk Level	28	1127.88		
343	Ballari	Sandur	CHORANURU	Hobli	Horse Gram (kulthi/kultha)	RF	10	2033.46					
344	Ballari	Sandur	TORANAGALLU	Hobli	Horse Gram (kulthi/kultha)	RF	10	690.29					
345	Ballari	Sandur	CHORANURU	Hobli	Maize (Makka)	IRR	10	4015.19					
346	Ballari	Sandur	SANDURU	Hobli	Maize (Makka)	IRR	10	5023.01					
347	Ballari	Sandur	TORANAGALLU	Hobli	Maize (Makka)	IRR	10	4488.47					
348	Ballari	Sandur	CHORANURU	Hobli	Navane	RF	10	342.46					

Government of Karnataka
Directorate of Economics and Statistics
Hobli Level Average Yield data for Kharif season 2019-20

S.N	District	Taluk	Insurance Unit (hobli/ GP)	GP/HO BLI	Crop	IRR RF	No_CCE Conducted	Average Yield(Kg/ Ha)	Name_Of_Higher_Level	No_cce Conducted Higher	Higher average Yield(Kg/Ha)	Neighbouring Yield	Tech. based Yield
349	Ballari	Sandur	SANDURU	Hobli	Navane	RF	10	377.20					
350	Ballari	Sandur	TORANAGALLU	Hobli	Navane	RF	10	380.54					
351	Ballari	Sandur	CHORANURU	Hobli	Onion	IRR			Taluk Level	18	7634.63		
352	Ballari	Sandur	TORANAGALLU	Hobli	Onion	IRR	10	6357.00					
353	Ballari	Sandur	CHORANURU	Hobli	PADDY	IRR			Taluk Level	16	6516.95		
354	Ballari	Sandur	TORANAGALLU	Hobli	PADDY	IRR	10	7437.52					
355	Ballari	Sandur	TORANAGALLU	Hobli	Pearl Millet (Bajra/Bulrush Millet/Spiked Millet)	IRR			Taluk Level	1	1992.85		
356	Ballari	Sandur	CHORANURU	Hobli	Pearl Millet (Bajra/Bulrush Millet/Spiked Millet)	RF	10	1739.65					
357	Ballari	Sandur	SANDURU	Hobli	Pearl Millet (Bajra/Bulrush Millet/Spiked Millet)	RF	10	1623.93					
358	Ballari	Sandur	TORANAGALLU	Hobli	Pearl Millet (Bajra/Bulrush Millet/Spiked Millet)	RF	10	1271.01					
359	Ballari	Sandur	CHORANURU	Hobli	Pigeon pea (red gram/arhar/tur)	RF	10	1271.51					
360	Ballari	Sandur	SANDURU	Hobli	Pigeon pea (red gram/arhar/tur)	RF	10	734.03					
361	Ballari	Sandur	TORANAGALLU	Hobli	Pigeon pea (red gram/arhar/tur)	RF	10	424.47					
362	Ballari	Sandur	CHORANURU	Hobli	RAGI	RF	10	1316.77					
363	Ballari	Sandur	TORANAGALLU	Hobli	Red Chillies	IRR	10	1482.02					
364	Ballari	Sandur	CHORANURU	Hobli	Sesame (Gingelly/Til)/Sesamum	RF	10	759.06					
365	Ballari	Sandur	CHORANURU	Hobli	Sorghum (Jowar/Great Millet)	IRR	10	3256.58					

Government of Karnataka
Directorate of Economics and Statistics
Hobli Level Average Yield data for Kharif season 2019-20

S.N	District	Taluk	Insurance Unit (hobli/ GP)	GP/HO BLI	Crop	IRR RF	No. CCE Conducted	Average Yield(Kg/Ha)	Name Of Higher Level	No. cce Conducted Higher	Higher average Yield(Kg/Ha)	Neighbouring Yield	Tech. based Yield
366	Ballari	Sandur	SANDURU	Hobli	Sorghum (Jowar/Great Millet)	IRR			Taluk Level	28	3551.78		
367	Ballari	Sandur	TORANAGALLU	Hobli	Sorghum (Jowar/Great Millet)	IRR			Taluk Level	28	3551.78		
368	Ballari	Sandur	CHORANURU	Hobli	Sorghum (Jowar/Great Millet)	RF			Taluk Level	24	2183.02		
369	Ballari	Sandur	SANDURU	Hobli	Sorghum (Jowar/Great Millet)	RF	10	2215.08					
370	Ballari	Sandur	TORANAGALLU	Hobli	Sorghum (Jowar/Great Millet)	RF			Taluk Level	24	2183.02		
371	Ballari	Sandur	SANDURU	Hobli	SUNFLOWER	IRR			Taluk Level	6	1325.63		
372	Ballari	Sandur	TORANAGALLU	Hobli	SUNFLOWER	IRR			Taluk Level	6	1325.63		
373	Ballari	Sandur	CHORANURU	Hobli	SUNFLOWER	RF			Taluk Level	10	742.09		
374	Ballari	Sandur	SANDURU	Hobli	SUNFLOWER	RF			Taluk Level	10	742.09		
375	Ballari	Sandur	TORANAGALLU	Hobli	SUNFLOWER	RF			Taluk Level	10	742.09		
376	Ballari	Sirguppa	HACHCHOLLI	Hobli	COTTON	IRR	10	946.76					
377	Ballari	Sirguppa	KARURU	Hobli	COTTON	IRR	10	779.49					
378	Ballari	Sirguppa	SIRUGUPPA	Hobli	COTTON	IRR	10	719.78					
379	Ballari	Sirguppa	TEKKALAKOTE	Hobli	COTTON	IRR	10	905.16					
380	Ballari	Sirguppa	HACHCHOLLI	Hobli	COTTON	RF	10	640.31					
381	Ballari	Sirguppa	KARURU	Hobli	COTTON	RF	10	460.03					
382	Ballari	Sirguppa	SIRUGUPPA	Hobli	COTTON	RF	10	463.54					
383	Ballari	Sirguppa	TEKKALAKOTE	Hobli	COTTON	RF	10	321.34					
384	Ballari	Sirguppa	TEKKALAKOTE	Hobli	GROUNDNUT	RF			Taluk Level	2	948.71		

Government of Karnataka
Directorate of Economics and Statistics
Hobli Level Average Yield data for Kharif season 2019-20

S.N	District	Taluk	Insurance Unit (hobli/ GP)	GP/HO BLI	Crop	IRR/ RF	No_GCE_Conducted	Average Yield(Kg/ Ha)	Name_Of_Higher_Level	No_gce_Conducted_Higher	Higher average Yield(Kg/Ha)	Neighbouring Yield	Tech based Yield
385	Ballari	Sirguppa	KARURU	Hobli	Maize (Makka)	IRR			Taluk Level	14	4270.18		
386	Ballari	Sirguppa	TEKKALAKOTE	Hobli	Maize (Makka)	IRR	10	4189.17					
387	Ballari	Sirguppa	TEKKALAKOTE	Hobli	Maize (Makka)	RF			District Level	569	3144.96		
388	Ballari	Sirguppa	HACHCHOLLI	Hobli	Navane	RF	10	658.21					
389	Ballari	Sirguppa	KARURU	Hobli	Navane	RF			Taluk Level	34	581.77		
390	Ballari	Sirguppa	SIRUGUPPA	Hobli	Navane	RF	10	642.74					
391	Ballari	Sirguppa	TEKKALAKOTE	Hobli	Navane	RF	10	458.98					
392	Ballari	Sirguppa	SIRUGUPPA	Hobli	Pearl Millet (Bajra/Buirush Millet/Spiked Millet)	IRR			Taluk Level	2	1834.22		
393	Ballari	Sirguppa	HACHCHOLLI	Hobli	Pearl Millet (Bajra/Buirush Millet/Spiked Millet)	RF	10	1147.47					
394	Ballari	Sirguppa	KARURU	Hobli	Pearl Millet (Bajra/Buirush Millet/Spiked Millet)	RF			Taluk Level	28	1304.84		
395	Ballari	Sirguppa	SIRUGUPPA	Hobli	Pearl Millet (Bajra/Buirush Millet/Spiked Millet)	RF	10	1281.95					
396	Ballari	Sirguppa	TEKKALAKOTE	Hobli	Pearl Millet (Bajra/Buirush Millet/Spiked Millet)	RF			Taluk Level	28	1304.84		
397	Ballari	Sirguppa	HACHCHOLLI	Hobli	Pigeon pea (red gram/arhar/tur)	RF	10	425.82					
398	Ballari	Sirguppa	KARURU	Hobli	Pigeon pea (red gram/arhar/tur)	RF			Taluk Level	20	631.70		
399	Ballari	Sirguppa	SIRUGUPPA	Hobli	Pigeon pea (red gram/arhar/tur)	RF	10	837.59					
400	Ballari	Sirguppa	TEKKALAKOTE	Hobli	Pigeon pea (red gram/arhar/tur)	RF			Taluk Level	20	631.70		
401	Ballari	Sirguppa	HACHCHOLLI	Hobli	Red Chillies	IRR	10	3685.97					

Government of Karnataka
Directorate of Economics and Statistics
Hobli Level Average Yield data for Kharif season 2019-20

S.N	District	Taluk	Insurance Unit (hobli/ GP)	GP/HO BLI	Crop	IRR- RF	No_CCE_Conducted	Average Yield(Kg/ Ha)	Name_Of_Higher_Level	No_cce Conducted_Higher	Higher average Yield(Kg/Ha)	Neighbouring Yield	Tech. based Yield
402	Ballari	Sirguppa	KARURU	Hobli	Red Chillies	IRR	10	2932.51					
403	Ballari	Sirguppa	SIRUGUPPA	Hobli	Red Chillies	IRR	10	3125.63					
404	Ballari	Sirguppa	TEKKALAKOTE	Hobli	Red Chillies	IRR	10	3262.23					
405	Ballari	Sirguppa	HACHHOLLI	Hobli	Red Chillies	RF			District Level	2	295.05		
406	Ballari	Sirguppa	KARURU	Hobli	Red Chillies	RF			District Level	2	295.05		
407	Ballari	Sirguppa	TEKKALAKOTE	Hobli	Red Chillies	RF			District Level	2	295.05		
408	Ballari	Sirguppa	TEKKALAKOTE	Hobli	Sorghum (Jowar/Great Millet)	RF			District Level	178	2203.50		
409	Ballari	Sirguppa	KARURU	Hobli	SUNFLOWER	IRR			Taluk Level	20	2628.29		
410	Ballari	Sirguppa	SIRUGUPPA	Hobli	SUNFLOWER	IRR			Taluk Level	20	2628.29		
411	Ballari	Sirguppa	TEKKALAKOTE	Hobli	SUNFLOWER	IRR			Taluk Level	20	2628.29		
412	Ballari	Sirguppa	HACHHOLLI	Hobli	SUNFLOWER	RF			Taluk Level	2	686.31		
413	Ballari	Sirguppa	KARURU	Hobli	SUNFLOWER	RF			Taluk Level	2	686.31		
414	Ballari	Sirguppa	SIRUGUPPA	Hobli	SUNFLOWER	RF			Taluk Level	2	686.31		
415	Ballari	Sirguppa	TEKKALAKOTE	Hobli	SUNFLOWER	RF			Taluk Level	2	686.31		


 Director
 Directorate of Economics and Statistics



Government of Karnataka
Directorate of Economics and Statistics
Hobli Level Average Yield data for Kharif season 2019-20

S.N	District	Taluk	Insurance Unit (hobli/ GP)	GP/HO BLI	Crop	IRR- RF	No_CCE Conducted	Average Yield(Kg/ Ha)	Name_Of_Higher_Level	No_cce Conducted_Higher	Higher average Yield(Kg/Ha)	Neighbouring Yield	Tech. based Yield
1	Belagavi	Athani	ANANTAPURA	Hobli	Black Gram (urd bean)	RF			Taluk Level	23	433.29		
2	Belagavi	Athani	ATHANI	Hobli	Black Gram (urd bean)	RF			Taluk Level	23	433.29		
3	Belagavi	Athani	KAGAVADA	Hobli	Black Gram (urd bean)	RF			Taluk Level	23	433.29		
4	Belagavi	Athani	TELASANGA	Hobli	Black Gram (urd bean)	RF			Taluk Level	23	433.29		
5	Belagavi	Athani	ANANTAPURA	Hobli	Green Gram (Moong Bean/ Moong)	RF	10	325.69					
6	Belagavi	Athani	ATHANI	Hobli	Green Gram (Moong Bean/ Moong)	RF			Taluk Level	18	327.13		
7	Belagavi	Athani	KAGAVADA	Hobli	Green Gram (Moong Bean/ Moong)	RF			Taluk Level	18	327.13		
8	Belagavi	Athani	TELASANGA	Hobli	Green Gram (Moong Bean/ Moong)	RF			Taluk Level	18	327.13		
9	Belagavi	Athani	ANANTAPURA	Hobli	GROUNDNUT	IRR			Taluk Level	18	1477.77		
10	Belagavi	Athani	ATHANI	Hobli	GROUNDNUT	IRR	10	1788.89					
11	Belagavi	Athani	KAGAVADA	Hobli	GROUNDNUT	IRR			Taluk Level	18	1477.77		
12	Belagavi	Athani	TELASANGA	Hobli	GROUNDNUT	IRR			Taluk Level	18	1477.77		
13	Belagavi	Athani	ANANTAPURA	Hobli	GROUNDNUT	RF	10	665.99					
14	Belagavi	Athani	ATHANI	Hobli	GROUNDNUT	RF			Taluk Level	28	595.16		
15	Belagavi	Athani	KAGAVADA	Hobli	GROUNDNUT	RF			Taluk Level	28	595.16		
16	Belagavi	Athani	TELASANGA	Hobli	GROUNDNUT	RF			Taluk Level	28	595.16		
17	Belagavi	Athani	ANANTAPURA	Hobli	Horse Gram (kulthi/kultha)	RF			District Level	23	865.41		
18	Belagavi	Athani	TELASANGA	Hobli	Horse Gram (kulthi/kultha)	RF			District Level	23	865.41		
19	Belagavi	Athani	ANANTAPURA	Hobli	Maize (Makka)	RF			Taluk Level	20	2730.06		

Government of Karnataka
Directorate of Economics and Statistics
Hobli Level Average Yield data for Kharif season 2019-20

S.N	District	Taluk	Insurance Unit (hobli/ GP)	GP/HO BLI	Crop	IRR RF	No_CCE Conducted	Average Yield(Kg/ Ha)	Name Of Higher Level	No_cce Conducted Higher	Higher average Yield(Kg/Ha)	Neighbouring Yield	Tech-based Yield
20	Belagavi	Athani	ATHANI	Hobli	Maize (Makka)	RF			Taluk Level	20	2730.06		
21	Belagavi	Athani	KAGAVADA	Hobli	Maize (Makka)	RF			Taluk Level	20	2730.06		
22	Belagavi	Athani	TELASANGA	Hobli	Maize (Makka)	RF			Taluk Level	20	2730.06		
23	Belagavi	Athani	KAGAVADA	Hobli	Onion	IRR			Taluk Level	8	6212.75		
24	Belagavi	Athani	ANANTAPURA	Hobli	Pearl Millet (Bajra/Bulrush Millet/Spiked Millet)	IRR			District Level	60	1458.83		
25	Belagavi	Athani	KAGAVADA	Hobli	Pearl Millet (Bajra/Bulrush Millet/Spiked Millet)	IRR			District Level	60	1458.83		
26	Belagavi	Athani	TELASANGA	Hobli	Pearl Millet (Bajra/Bulrush Millet/Spiked Millet)	IRR			District Level	60	1458.83		
27	Belagavi	Athani	ANANTAPURA	Hobli	Pearl Millet (Bajra/Bulrush Millet/Spiked Millet)	RF	10	541.88					
28	Belagavi	Athani	ATHANI	Hobli	Pearl Millet (Bajra/Bulrush Millet/Spiked Millet)	RF			Taluk Level	10	541.88		
29	Belagavi	Athani	KAGAVADA	Hobli	Pearl Millet (Bajra/Bulrush Millet/Spiked Millet)	RF			Taluk Level	10	541.88		
30	Belagavi	Athani	TELASANGA	Hobli	Pearl Millet (Bajra/Bulrush Millet/Spiked Millet)	RF			Taluk Level	10	541.88		
31	Belagavi	Athani	TELASANGA	Hobli	Pigeon pea (red gram/arhar/tur)	IRR	10	588.19					
32	Belagavi	Athani	ANANTAPURA	Hobli	Pigeon pea (red gram/arhar/tur)	RF	10	365.55					
33	Belagavi	Athani	ATHANI	Hobli	Pigeon pea (red gram/arhar/tur)	RF	10	353.38					
34	Belagavi	Athani	KAGAVADA	Hobli	Pigeon pea (red gram/arhar/tur)	RF			Taluk Level	30	380.49		
35	Belagavi	Athani	TELASANGA	Hobli	Pigeon pea (red gram/arhar/tur)	RF	10	422.56					

Government of Karnataka
Directorate of Economics and Statistics
Hobli Level Average Yield data for Kharif season 2019-20

S.N	District	Taluk	Insurance Unit (hobli/ GP)	GP/HO BLI	Crop	IRR- RF	No. CCE Conducted	Average Yield(Kg/ Ha)	Name Of Higher Level	No. cce Conducted Higher	Higher average Yield(Kg/Ha)	Neighbouring Yield	Tech- based Yield
36	Belagavi	Athani	ANANTAPURA	Hobli	Sorghum (Jowar/Great Millet)	IRR			District Level	78	1993.84		
37	Belagavi	Athani	ATHANI	Hobli	Sorghum (Jowar/Great Millet)	IRR			District Level	78	1993.84		
38	Belagavi	Athani	KAGAVADA	Hobli	Sorghum (Jowar/Great Millet)	IRR			District Level	78	1993.84		
39	Belagavi	Athani	TELASANGA	Hobli	Sorghum (Jowar/Great Millet)	IRR			District Level	78	1993.84		
40	Belagavi	Athani	ANANTAPURA	Hobli	Sorghum (Jowar/Great Millet)	RF			District Level	250	1626.88		
41	Belagavi	Athani	ATHANI	Hobli	Sorghum (Jowar/Great Millet)	RF			District Level	250	1626.88		
42	Belagavi	Athani	KAGAVADA	Hobli	Sorghum (Jowar/Great Millet)	RF			District Level	250	1626.88		
43	Belagavi	Athani	TELASANGA	Hobli	Sorghum (Jowar/Great Millet)	RF			District Level	250	1626.88		
44	Belagavi	Athani	ANANTAPURA	Hobli	Soybean (bhat)	IRR			District Level	56	974.40		
45	Belagavi	Athani	ATHANI	Hobli	Soybean (bhat)	IRR			District Level	56	974.40		
46	Belagavi	Athani	KAGAVADA	Hobli	Soybean (bhat)	IRR			District Level	56	974.40		
47	Belagavi	Athani	TELASANGA	Hobli	Soybean (bhat)	IRR			District Level	56	974.40		
48	Belagavi	Athani	ANANTAPURA	Hobli	Soybean (bhat)	RF			Taluk Level	2	894.25		
49	Belagavi	Athani	ATHANI	Hobli	Soybean (bhat)	RF			Taluk Level	2	894.25		
50	Belagavi	Athani	KAGAVADA	Hobli	Soybean (bhat)	RF			Taluk Level	2	894.25		
51	Belagavi	Athani	TELASANGA	Hobli	Soybean (bhat)	RF			Taluk Level	2	894.25		
52	Belagavi	Athani	ATHANI	Hobli	Sugarcane	IRR	10	158704.00					
53	Belagavi	Athani	KAGAVADA	Hobli	Sugarcane	IRR	10	127244.40					
54	Belagavi	Athani	ANANTAPURA	Hobli	SUNFLOWER	IRR			District Level	93	1257.13		

Government of Karnataka
Directorate of Economics and Statistics
Hobli Level Average Yield data for Kharif season 2019-20

S.N	District	Taluk	Insurance Unit (hobli/ GP)	GP/HO BLI	Crop	IRR RF	No_CCE Conducted	Average Yield(Kg/ Ha)	Name_Of Higher Level	No_cce Conducted Higher	Higher average Yield(Kg/Ha)	Neighbouring Yield	Tech. based Yield
55	Belagavi	Athani	TELASANGA	Hobli	SUNFLOWER	IRR			District Level	93	1257.13		
56	Belagavi	Athani	ANANTAPURA	Hobli	SUNFLOWER	RF			District Level	102	590.68		
57	Belagavi	Athani	TELASANGA	Hobli	SUNFLOWER	RF			District Level	102	590.68		
58	Belagavi	Athani	ANANTAPURA	Hobli	Turmeric	NS	10	33050.00					
59	Belagavi	Athani	ATHANI	Hobli	Turmeric	NS			Taluk Level	34	37120.59		
60	Belagavi	Athani	KAGAVADA	Hobli	Turmeric	NS	10	34868.80					
61	Belagavi	Athani	TELASANGA	Hobli	Turmeric	NS	10	41491.20					
62	Belagavi	Bailhongal	NESARAGI	Hobli	Black Gram (urd bean)	RF			Taluk Level	8	696.44		
63	Belagavi	Bailhongal	NESARAGI	Hobli	Cabbage	NS			District Level	16	14574.78		
64	Belagavi	Bailhongal	BAILAHONGALA	Hobli	COTTON	IRR			Taluk Level	8	634.09		
65	Belagavi	Bailhongal	BAILAHONGALA	Hobli	COTTON	RF			Taluk Level	18	511.36		
66	Belagavi	Bailhongal	NESARAGI	Hobli	COTTON	RF	10	388.28					
67	Belagavi	Bailhongal	BAILAHONGALA	Hobli	Green Gram (Moong Bean/ Moong)	RF			Taluk Level	16	682.67		
68	Belagavi	Bailhongal	NESARAGI	Hobli	Green Gram (Moong Bean/ Moong)	RF			Taluk Level	16	682.67		
69	Belagavi	Bailhongal	BAILAHONGALA	Hobli	GROUNDNUT	RF			Taluk Level	16	1043.58		
70	Belagavi	Bailhongal	NESARAGI	Hobli	GROUNDNUT	RF	10	682.38					
71	Belagavi	Bailhongal	NESARAGI	Hobli	Horse Gram (kulthi/kultha)	RF			District Level	23	865.41		
72	Belagavi	Bailhongal	BAILAHONGALA	Hobli	Maize (Makka)	IRR	10	5118.58					
73	Belagavi	Bailhongal	NESARAGI	Hobli	Maize (Makka)	IRR			Taluk Level	13	4779.29		

Government of Karnataka
Directorate of Economics and Statistics
Hobli Level Average Yield data for Kharif season 2019-20

S.N	District	Taluk	Insurance Unit (hobli/ GP)	GP/HO BLI	Crop	IRR- RF	No_CCE_Conducted	Average Yield(Kg/ Ha)	Name_Of_Higher_Level	No_cce Conducted_Higher	Higher average Yield(Kg/Ha)	Neighbouring Yield	Tech. based Yield
74	Belagavi	Bailhongal	NESARAGI	Hobli	Navane	RF	10	273.72					
75	Belagavi	Bailhongal	BAILAHONGALA	Hobli	PADDY	RF			Taluk Level	2	1499.96		
76	Belagavi	Bailhongal	NESARAGI	Hobli	Pearl Millet (Bajra/Bulrush Millet/Spiked Millet)	RF			Taluk Level	8	635.51		
77	Belagavi	Bailhongal	BAILAHONGALA	Hobli	Pigeon pea (red gram/arhar/tur)	RF			Taluk Level	18	1008.59		
78	Belagavi	Bailhongal	NESARAGI	Hobli	Pigeon pea (red gram/arhar/tur)	RF	10	864.63					
79	Belagavi	Bailhongal	BAILAHONGALA	Hobli	Save	RF			Taluk Level	14	1618.44		
80	Belagavi	Bailhongal	NESARAGI	Hobli	Save	RF			Taluk Level	14	1618.44		
81	Belagavi	Bailhongal	BAILAHONGALA	Hobli	Sorghum (Jowar/Great Millet)	RF			Taluk Level	12	1599.92		
82	Belagavi	Bailhongal	NESARAGI	Hobli	Sorghum (Jowar/Great Millet)	RF	10	1849.06					
83	Belagavi	Bailhongal	BAILAHONGALA	Hobli	Soybean (bhat)	IRR			Taluk Level	2	1805.91		
84	Belagavi	Bailhongal	NESARAGI	Hobli	Soybean (bhat)	IRR			Taluk Level	2	1805.91		
85	Belagavi	Bailhongal	NESARAGI	Hobli	SUNFLOWER	RF	10	265.79					
86	Belagavi	Bailhongal	BAILAHONGALA	Hobli	Tomato	NS	10	4748.00					
87	Belagavi	Bailhongal	NESARAGI	Hobli	Tomato	NS	10	4752.00					
88	Belagavi	Belagavi	KAKATI	Hobli	Cabbage	NS			Taluk Level	6	20040.00		
89	Belagavi	Belagavi	KAKATI	Hobli	COTTON	RF	10	143.08					
90	Belagavi	Belagavi	BAGEVADI	Hobli	GROUNDNUT	RF			Taluk Level	33	645.83		
91	Belagavi	Belagavi	BELAGAVI	Hobli	GROUNDNUT	RF			Taluk Level	33	645.83		

Government of Karnataka
Directorate of Economics and Statistics
Hobli Level Average Yield data for Kharif season 2019-20

S.N	District	Taluk	Insurance Unit (hobli/ GP)	GP/HO BLI	Crop	IRR RF	No_CCE Conducted	Average Yield(Kg/Ha)	Name_Of Higher_Level	No_cce Conducted Higher	Higher average Yield(Kg/Ha)	Neighbouring Yield	Tech based Yield
92	Belagavi	Belagavi	KAKATI	Hobli	GROUNDNUT	RF			Taluk Level	33	645.83		
93	Belagavi	Belagavi	UCHAGANVA	Hobli	GROUNDNUT	RF	10	626.15					
94	Belagavi	Belagavi	BAGEVADI	Hobli	Maize (Makka)	RF			Taluk Level	10	4621.56		
95	Belagavi	Belagavi	KAKATI	Hobli	Maize (Makka)	RF	10	4621.56					
96	Belagavi	Belagavi	BAGEVADI	Hobli	PADDY	IRR			Taluk Level	4	3271.17		
97	Belagavi	Belagavi	KAKATI	Hobli	PADDY	IRR			Taluk Level	4	3271.17		
98	Belagavi	Belagavi	UCHAGANVA	Hobli	PADDY	IRR			Taluk Level	4	3271.17		
99	Belagavi	Belagavi	BAGEVADI	Hobli	Pigeon pea (red gram/arhar/tur)	RF			District Level	145	438.75		
100	Belagavi	Belagavi	BELAGAVI	Hobli	Potato	RF	10	5317.56					
101	Belagavi	Belagavi	KAKATI	Hobli	Potato	RF	10	2304.00					
102	Belagavi	Belagavi	UCHAGANVA	Hobli	Potato	RF	10	3910.00					
103	Belagavi	Belagavi	BAGEVADI	Hobli	RAGI	RF	10	1050.10					
104	Belagavi	Belagavi	KAKATI	Hobli	RAGI	RF	10	1489.30					
105	Belagavi	Belagavi	UCHAGANVA	Hobli	RAGI	RF	10	960.07					
106	Belagavi	Belagavi	BAGEVADI	Hobli	Sorghum (Jowar/Great Millet)	RF	10	1514.38					
107	Belagavi	Belagavi	BELAGAVI	Hobli	Sorghum (Jowar/Great Millet)	RF			Taluk Level	14	1649.77		
108	Belagavi	Belagavi	KAKATI	Hobli	Sorghum (Jowar/Great Millet)	RF			Taluk Level	14	1649.77		
109	Belagavi	Belagavi	BAGEVADI	Hobli	Soybean (bhat)	IRR			District Level	56	974.40		
110	Belagavi	Belagavi	BAGEVADI	Hobli	Soybean (bhat)	RF			Taluk Level	33	1022.60		

Government of Karnataka
Directorate of Economics and Statistics
Hobli Level Average Yield data for Kharif season 2019-20

S.N	District	Taluk	Insurance Unit (hobli/ GP)	GP/HO BLI	Crop	IRR RF	No CCE Conducted	Average Yield(Kg/Ha)	Name Of Higher Level	No cce Conducted Higher	Higher average Yield(Kg/Ha)	Neighbouring Yield	Tech. based Yield
111	Belagavi	Belagavi	BELAGAVI	Hobli	Soybean (bhat)	RF	10	649.36					
112	Belagavi	Belagavi	KAKATI	Hobli	Soybean (bhat)	RF			Taluk Level	33	1022.60		
113	Belagavi	Belagavi	UCHAGANVA	Hobli	Soybean (bhat)	RF			Taluk Level	33	1022.60		
114	Belagavi	Belagavi	BAGEVADI	Hobli	Sugarcane	IRR	10	58158.80					
115	Belagavi	Belagavi	KAKATI	Hobli	Sugarcane	IRR	10	72200.24					
116	Belagavi	Belagavi	UCHAGANVA	Hobli	Sugarcane	IRR	10	97852.00					
117	Belagavi	Belagavi	BAGEVADI	Hobli	SUNFLOWER	RF			District Level	102	590.68		
118	Belagavi	Belagavi	KAKATI	Hobli	Tomato	NS	10	536.80					
119	Belagavi	Chikkodi	NAGARAMUNNOLI	Hobli	Black Gram (urd bean)	RF			Taluk Level	16	570.03		
120	Belagavi	Chikkodi	SADALAGA	Hobli	Black Gram (urd bean)	RF			Taluk Level	16	570.03		
121	Belagavi	Chikkodi	CHIKKODI	Hobli	COTTON	IRR	10	562.45					
122	Belagavi	Chikkodi	NAGARAMUNNOLI	Hobli	COTTON	RF	10	424.74					
123	Belagavi	Chikkodi	CHIKKODI	Hobli	Green Gram (Moong Bean/ Moong)	RF			Taluk Level	26	452.69		
124	Belagavi	Chikkodi	NAGARAMUNNOLI	Hobli	Green Gram (Moong Bean/ Moong)	RF	10	273.09					
125	Belagavi	Chikkodi	SADALAGA	Hobli	Green Gram (Moong Bean/ Moong)	RF			Taluk Level	26	452.69		
126	Belagavi	Chikkodi	CHIKKODI	Hobli	GROUNDNUT	IRR	10	1122.52					
127	Belagavi	Chikkodi	NAGARAMUNNOLI	Hobli	GROUNDNUT	IRR			Taluk Level	20	1602.96		
128	Belagavi	Chikkodi	SADALAGA	Hobli	GROUNDNUT	IRR			Taluk Level	20	1602.96		
129	Belagavi	Chikkodi	CHIKKODI	Hobli	Horse Gram (kulthi/kultha)	RF			Taluk Level	4	328.71		

Government of Karnataka
Directorate of Economics and Statistics
Hobli Level Average Yield data for Kharif season 2019-20

S.N	District	Taluk	Insurance Unit (hobli/ GP)	GP/HO BLI	Crop	IRR RF	No_CCE Conducted	Average Yield(Kg/ Ha)	Name Of Higher Level	No_cce Conducted Higher	Higher average Yield(Kg/Ha)	Neighbouring Yield	Tech. based Yield
130	Belagavi	Chikkodi	NAGARAMUNNOLI	Hobli	Horse Gram (kulthi/kultha)	RF			Taluk Level	4	328.71		
131	Belagavi	Chikkodi	CHIKKODI	Hobli	Maize (Makka)	IRR			Taluk Level	25	3969.41		
132	Belagavi	Chikkodi	NAGARAMUNNOLI	Hobli	Maize (Makka)	IRR	10	4997.98					
133	Belagavi	Chikkodi	SADALAGA	Hobli	Maize (Makka)	IRR			Taluk Level	25	3969.41		
134	Belagavi	Chikkodi	CHIKKODI	Hobli	Maize (Makka)	RF			Taluk Level	18	3580.04		
135	Belagavi	Chikkodi	NAGARAMUNNOLI	Hobli	Maize (Makka)	RF	10	4353.14					
136	Belagavi	Chikkodi	SADALAGA	Hobli	Maize (Makka)	RF			Taluk Level	18	3580.04		
137	Belagavi	Chikkodi	CHIKKODI	Hobli	Onion	IRR			District Level	88	11302.98		
138	Belagavi	Chikkodi	NAGARAMUNNOLI	Hobli	Onion	IRR			District Level	88	11302.98		
139	Belagavi	Chikkodi	SADALAGA	Hobli	PADDY	IRR			District Level	72	3863.48		
140	Belagavi	Chikkodi	CHIKKODI	Hobli	PADDY	RF			District Level	428	3967.85		
141	Belagavi	Chikkodi	SADALAGA	Hobli	PADDY	RF			District Level	428	3967.85		
142	Belagavi	Chikkodi	CHIKKODI	Hobli	Pearl Millet (Bajra/Bulrush Millet/Spiked Millet)	RF			Taluk Level	6	660.87		
143	Belagavi	Chikkodi	NAGARAMUNNOLI	Hobli	Pearl Millet (Bajra/Bulrush Millet/Spiked Millet)	RF			Taluk Level	6	660.87		
144	Belagavi	Chikkodi	CHIKKODI	Hobli	Pigeon pea (red gram/arhar/tur)	RF	10	168.21					
145	Belagavi	Chikkodi	NAGARAMUNNOLI	Hobli	Pigeon pea (red gram/arhar/tur)	RF			Taluk Level	12	160.58		
146	Belagavi	Chikkodi	CHIKKODI	Hobli	RAGI	IRR			State Level	1235	2262.96		
147	Belagavi	Chikkodi	CHIKKODI	Hobli	Sorghum (Jowar/Great Millet)	IRR			Taluk Level	24	1031.88		

Government of Karnataka
Directorate of Economics and Statistics
Hobli Level Average Yield data for Kharif season 2019-20

S.N	District	Taluk	Insurance Unit (hobli/ GP)	GP/HO BLI	Crop	IRR RF	No_CCE Conducted	Average Yield(Kg/ Ha)	Name Of Higher Level	No cce Conducted Higher	Higher average Yield(Kg/Ha)	Neighbouring Yield	Tech-based Yield
148	Belagavi	Chikkodi	NAGARAMUNNOLI	Hobli	Sorghum (Jowar/Great Millet)	IRR	10	1545.78					
149	Belagavi	Chikkodi	SADALAGA	Hobli	Sorghum (Jowar/Great Millet)	IRR			Taluk Level	24	1031.88		
150	Belagavi	Chikkodi	CHIKKODI	Hobli	Sorghum (Jowar/Great Millet)	RF			Taluk Level	18	1658.30		
151	Belagavi	Chikkodi	NAGARAMUNNOLI	Hobli	Sorghum (Jowar/Great Millet)	RF	10	2349.17					
152	Belagavi	Chikkodi	SADALAGA	Hobli	Sorghum (Jowar/Great Millet)	RF			Taluk Level	18	1658.30		
153	Belagavi	Chikkodi	CHIKKODI	Hobli	Soybean (bhat)	IRR			Taluk Level	26	798.74		
154	Belagavi	Chikkodi	NAGARAMUNNOLI	Hobli	Soybean (bhat)	IRR	10	576.10					
155	Belagavi	Chikkodi	SADALAGA	Hobli	Soybean (bhat)	IRR	10	947.43					
156	Belagavi	Chikkodi	CHIKKODI	Hobli	Soybean (bhat)	RF			Taluk Level	26	845.29		
157	Belagavi	Chikkodi	NAGARAMUNNOLI	Hobli	Soybean (bhat)	RF	10	555.08					
158	Belagavi	Chikkodi	SADALAGA	Hobli	Soybean (bhat)	RF	10	891.50					
159	Belagavi	Chikkodi	CHIKKODI	Hobli	Tobacco	IRR			Taluk Level	13	878.32		
160	Belagavi	Chikkodi	SADALAGA	Hobli	Tobacco	IRR			Taluk Level	13	878.32		
161	Belagavi	Chikkodi	CHIKKODI	Hobli	Tobacco	RF	10	592.28					
162	Belagavi	Chikkodi	CHIKKODI	Hobli	Tomato	NS			Taluk Level	21	12688.46		
163	Belagavi	Chikkodi	NAGARAMUNNOLI	Hobli	Tomato	NS			Taluk Level	21	12688.46		
164	Belagavi	Chikkodi	SADALAGA	Hobli	Tomato	NS	10	12368.08					
165	Belagavi	Chikkodi	NAGARAMUNNOLI	Hobli	Turmeric	NS			Taluk Level	8	31623.00		
166	Belagavi	Gokak	GOKAKA	Hobli	Green Gram (Moong Bean/ Moong)	RF	10	16.28					

Government of Karnataka
Directorate of Economics and Statistics
Hobli Level Average Yield data for Kharif season 2019-20

S.N	District	Taluk	Insurance Unit (hobli/ GP)	GP/HO BLI	Crop	IRR_RF	No_CCE_Conducted	Average Yield(Kg/Ha)	Name_Of_Higher_Level	No_cce Conducted_Higher	Higher average Yield(Kg/Ha)	Neighbouring Yield	Tech. based Yield
167	Belagavi	Gokak	KOWJALAGI	Hobli	Green Gram (Moong Bean/ Moong)	RF	10	277.72					
168	Belagavi	Gokak	ARABHANVI	Hobli	GROUNDNUT	IRR			Taluk Level	26	1408.30		
169	Belagavi	Gokak	GOKAKA	Hobli	GROUNDNUT	IRR	10	1334.34					
170	Belagavi	Gokak	KOWJALAGI	Hobli	GROUNDNUT	IRR			Taluk Level	26	1408.30		
171	Belagavi	Gokak	GOKAKA	Hobli	GROUNDNUT	RF			Taluk Level	4	888.34		
172	Belagavi	Gokak	KOWJALAGI	Hobli	GROUNDNUT	RF			Taluk Level	4	888.34		
173	Belagavi	Gokak	GOKAKA	Hobli	Horse Gram (kulthi/kultha)	RF			District Level	23	865.41		
174	Belagavi	Gokak	KOWJALAGI	Hobli	Horse Gram (kulthi/kultha)	RF			District Level	23	865.41		
175	Belagavi	Gokak	GOKAKA	Hobli	Maize (Makka)	RF			Taluk Level	6	4640.71		
176	Belagavi	Gokak	KOWJALAGI	Hobli	Maize (Makka)	RF			Taluk Level	6	4640.71		
177	Belagavi	Gokak	KOWJALAGI	Hobli	Onion	IRR	10	11652.00					
178	Belagavi	Gokak	GOKAKA	Hobli	Pearl Millet (Bajra/Bulrush Millet/Spiked Millet)	IRR			Taluk Level	6	1355.14		
179	Belagavi	Gokak	GOKAKA	Hobli	Pearl Millet (Bajra/Bulrush Millet/Spiked Millet)	RF	10	939.48					
180	Belagavi	Gokak	KOWJALAGI	Hobli	Pearl Millet (Bajra/Bulrush Millet/Spiked Millet)	RF			Taluk Level	10	939.48		
181	Belagavi	Gokak	KOWJALAGI	Hobli	Pigeon pea (red gram/arhar/tur)	IRR			Taluk Level	2	466.28		
182	Belagavi	Gokak	GOKAKA	Hobli	Pigeon pea (red gram/arhar/tur)	RF	10	435.97					
183	Belagavi	Gokak	KOWJALAGI	Hobli	Pigeon pea (red gram/arhar/tur)	RF			Taluk Level	18	368.90		

Government of Karnataka
Directorate of Economics and Statistics
Hobli Level Average Yield data for Kharif season 2019-20

S.N	District	Taluk	Insurance Unit (hobli/ GP)	GP/HO BLI	Crop	IRR RF	No_CCE Conducted	Average Yield(Kg/ Ha)	Name_Of_Higher_Level	No_cce Conducted_Higher	Higher average Yield(Kg/Ha)	Neighbouring Yield	Tech. based Yield
184	Belagavi	Gokak	GOKAKA	Hobli	Sesame (Gingelly/Til)/Sesamum	RF			State Level	1121	806.29		
185	Belagavi	Gokak	ARABHANVI	Hobli	Sorghum (Jowar/Great Millet)	IRR			Taluk Level	10	3439.98		
186	Belagavi	Gokak	GOKAKA	Hobli	Sorghum (Jowar/Great Millet)	IRR	10	3439.98					
187	Belagavi	Gokak	KOWJALAGI	Hobli	Sorghum (Jowar/Great Millet)	IRR			Taluk Level	10	3439.98		
188	Belagavi	Gokak	ARABHANVI	Hobli	Sorghum (Jowar/Great Millet)	RF			Taluk Level	4	3234.92		
189	Belagavi	Gokak	GOKAKA	Hobli	Sorghum (Jowar/Great Millet)	RF			Taluk Level	4	3234.92		
190	Belagavi	Gokak	KOWJALAGI	Hobli	Sorghum (Jowar/Great Millet)	RF			Taluk Level	4	3234.92		
191	Belagavi	Gokak	ARABHANVI	Hobli	Soybean (bhat)	IRR			Taluk Level	6	1149.02		
192	Belagavi	Gokak	GOKAKA	Hobli	Soybean (bhat)	IRR			Taluk Level	6	1149.02		
193	Belagavi	Gokak	KOWJALAGI	Hobli	Soybean (bhat)	IRR			Taluk Level	6	1149.02		
194	Belagavi	Gokak	ARABHANVI	Hobli	Soybean (bhat)	RF			Taluk Level	8	2095.18		
195	Belagavi	Gokak	GOKAKA	Hobli	Soybean (bhat)	RF			Taluk Level	8	2095.18		
196	Belagavi	Gokak	KOWJALAGI	Hobli	Soybean (bhat)	RF			Taluk Level	8	2095.18		
197	Belagavi	Gokak	ARABHANVI	Hobli	Sugarcane	IRR			Taluk Level	8	95480.00		
198	Belagavi	Gokak	ARABHANVI	Hobli	SUNFLOWER	IRR	10	2020.11					
199	Belagavi	Gokak	GOKAKA	Hobli	SUNFLOWER	IRR			Taluk Level	28	1915.06		
200	Belagavi	Gokak	KOWJALAGI	Hobli	SUNFLOWER	IRR	10	1082.97					
201	Belagavi	Gokak	ARABHANVI	Hobli	SUNFLOWER	RF			Taluk Level	16	659.67		
202	Belagavi	Gokak	GOKAKA	Hobli	SUNFLOWER	RF	10	712.62					

Government of Karnataka
Directorate of Economics and Statistics
Hobli Level Average Yield data for Kharif season 2019-20

S.N	District	Taluk	Insurance Unit (hobli/ GP)	GP/HO BLI	Crop	IRR RF	No CCE Conducted	Average Yield(Kg/ Ha)	Name Of Higher Level	No cce Conducted Higher	Higher average Yield(Kg/Ha)	Neighbouring Yield	Tech. based Yield
203	Belagavi	Gokak	KOWJALAGI	Hobli	SUNFLOWER	RF			Taluk Level	16	659.67		
204	Belagavi	Gokak	GOKAKA	Hobli	Tobacco	IRR			Taluk Level	8	2581.25		
205	Belagavi	Gokak	ARABHANVI	Hobli	Tomato	NS	10	7274.60					
206	Belagavi	Gokak	GOKAKA	Hobli	Tomato	NS			Taluk Level	19	5195.05		
207	Belagavi	Gokak	ARABHANVI	Hobli	Turmeric	NS	10	19420.00					
208	Belagavi	Hukkeri	HUKKERI	Hobli	COTTON	IRR	10	237.86					
209	Belagavi	Hukkeri	YAMAKANAMARDI	Hobli	COTTON	IRR	10	366.29					
210	Belagavi	Hukkeri	HUKKERI	Hobli	COTTON	RF	10	311.85					
211	Belagavi	Hukkeri	SANKESHVARA	Hobli	COTTON	RF	10	648.72					
212	Belagavi	Hukkeri	YAMAKANAMARDI	Hobli	COTTON	RF	10	355.82					
213	Belagavi	Hukkeri	HUKKERI	Hobli	GROUNDNUT	IRR	10	970.53					
214	Belagavi	Hukkeri	SANKESHVARA	Hobli	GROUNDNUT	IRR	10	1345.02					
215	Belagavi	Hukkeri	HUKKERI	Hobli	GROUNDNUT	RF	10	593.12					
216	Belagavi	Hukkeri	SANKESHVARA	Hobli	GROUNDNUT	RF	10	991.05					
217	Belagavi	Hukkeri	YAMAKANAMARDI	Hobli	GROUNDNUT	RF	10	1499.82					
218	Belagavi	Hukkeri	HUKKERI	Hobli	Maize (Makka)	IRR	10	2765.96					
219	Belagavi	Hukkeri	SANKESHVARA	Hobli	Maize (Makka)	IRR	10	5457.79					
220	Belagavi	Hukkeri	YAMAKANAMARDI	Hobli	Maize (Makka)	IRR	10	3274.17					
221	Belagavi	Hukkeri	HUKKERI	Hobli	Maize (Makka)	RF	10	2597.26					

Government of Karnataka
Directorate of Economics and Statistics
Hobli Level Average Yield data for Kharif season 2019-20

S.N	District	Taluk	Insurance Unit (hobli/ GP)	GP/HO BLI	Crop	IRR- RF	No_CCE_Conducted	Average Yield(Kg/ Ha)	Name_Of_Higher_Level	No_cce_Conducted_Higher	Higher average Yield(Kg/Ha)	Neighbouring Yield	Tech. based Yield
222	Belagavi	Hukkeri	SANKESHVARA	Hobli	Maize (Makka)	RF	10	4149.27					
223	Belagavi	Hukkeri	YAMAKANAMARDI	Hobli	Maize (Makka)	RF	10	3317.08					
224	Belagavi	Hukkeri	HUKKERI	Hobli	PADDY	IRR			Taluk Level	8	1382.49		
225	Belagavi	Hukkeri	HUKKERI	Hobli	PADDY	RF			Taluk Level	20	2947.70		
226	Belagavi	Hukkeri	SANKESHVARA	Hobli	PADDY	RF	10	4006.46					
227	Belagavi	Hukkeri	YAMAKANAMARDI	Hobli	PADDY	RF	10	1888.93					
228	Belagavi	Hukkeri	HUKKERI	Hobli	Pearl Millet (Bajra/Bulrush Millet/Spiked Millet)	RF			District Level	112	977.11		
229	Belagavi	Hukkeri	YAMAKANAMARDI	Hobli	Pigeon pea (red gram/arhar/tur)	RF	10	1120.86					
230	Belagavi	Hukkeri	HUKKERI	Hobli	Sorghum (Jowar/Great Millet)	IRR			Taluk Level	8	1826.34		
231	Belagavi	Hukkeri	SANKESHVARA	Hobli	Sorghum (Jowar/Great Millet)	IRR			Taluk Level	8	1826.34		
232	Belagavi	Hukkeri	HUKKERI	Hobli	Soybean (bhat)	IRR	10	1054.82					
233	Belagavi	Hukkeri	SANKESHVARA	Hobli	Soybean (bhat)	IRR			Taluk Level	16	1254.27		
234	Belagavi	Hukkeri	SANKESHVARA	Hobli	Tobacco	RF			Taluk Level	8	1146.08		
235	Belagavi	Hukkeri	HUKKERI	Hobli	Tomato	NS	10	7297.40					
236	Belagavi	Hukkeri	SANKESHVARA	Hobli	Tomato	NS	10	4176.60					
237	Belagavi	Khanapur	BEDI	Hobli	GROUNDNUT	RF	10	809.51					
238	Belagavi	Khanapur	GUNJI	Hobli	GROUNDNUT	RF	10	953.02					
239	Belagavi	Khanapur	JAMBOTI	Hobli	GROUNDNUT	RF	10	1159.15					

8

Government of Karnataka
Directorate of Economics and Statistics
Hobli Level Average Yield data for Kharif season 2019-20

S.N	District	Taluk	Insurance Unit (hobli/ GP)	GP/HO BLI	Crop	IRR- RF	No_CCE Conducted	Average Yield(Kg/ Ha)	Name_Of_Higher_Level	No_cce Conducted_Higher	Higher average Yield(Kg/Ha)	Neighbouring Yield	Tech. based Yield
240	Belagavi	Khanapur	KHANAPURA	Hobli	GROUNDNUT	RF	10	1040.47					
241	Belagavi	Khanapur	BEEDI	Hobli	Horse Gram (kulthi/kultha)	RF			District Level	23	865.41		
242	Belagavi	Khanapur	BEEDI	Hobli	Maize (Makka)	RF			Taluk Level	13	4214.64		
243	Belagavi	Khanapur	KHANAPURA	Hobli	Maize (Makka)	RF			Taluk Level	13	4214.64		
244	Belagavi	Khanapur	BEEDI	Hobli	PADDY	IRR	10	5552.81					
245	Belagavi	Khanapur	GUNJI	Hobli	PADDY	IRR	10	3205.23					
246	Belagavi	Khanapur	JAMBOTI	Hobli	PADDY	IRR	10	4306.33					
247	Belagavi	Khanapur	KHANAPURA	Hobli	PADDY	IRR	10	4213.83					
248	Belagavi	Khanapur	JAMBOTI	Hobli	Potato	RF			Taluk Level	8	1862.25		
249	Belagavi	Khanapur	GUNJI	Hobli	RAGI	RF	10	816.66					
250	Belagavi	Khanapur	JAMBOTI	Hobli	RAGI	RF	10	1873.32					
251	Belagavi	Khanapur	BEEDI	Hobli	Sorghum (Jowar/Great Millet)	RF			District Level	250	1626.88		
252	Belagavi	Khanapur	KHANAPURA	Hobli	Soybean (bhat)	RF			Taluk Level	2	192.61		
253	Belagavi	Khanapur	BEEDI	Hobli	Sugarcane	IRR	10	84052.00					
254	Belagavi	Khanapur	JAMBOTI	Hobli	Sugarcane	IRR	10	90460.00					
255	Belagavi	Khanapur	KHANAPURA	Hobli	Sugarcane	IRR	10	99394.72					
256	Belagavi	Kittur	KITTURA	Hobli	Cabbage	NS			District Level	16	14574.78		
257	Belagavi	Kittur	KITTURA	Hobli	COTTON	RF			Taluk Level	9	430.49		
258	Belagavi	Kittur	KITTURA	Hobli	Green Gram (Moong Bean/ Moong)	RF			District Level	249	419.86		

Government of Karnataka
Directorate of Economics and Statistics
Hobli Level Average Yield data for Kharif season 2019-20

S.N	District	Taluk	Insurance Unit (hobli/ GP)	GP/HO BLI	Crop	IRR RF	No_CCE Conducted	Average Yield(Kg/ Ha)	Name Of Higher Level	No_cce Conducted Higher	Higher average Yield(Kg/Ha)	Neighbouring Yield	Tech. based Yield
259	Belagavi	Kittur	KITTURA	Hobli	GROUNDNUT	RF			Taluk Level	9	977.46		
260	Belagavi	Kittur	KITTURA	Hobli	Maize (Makka)	IRR			District Level	711	3985.48		
261	Belagavi	Kittur	KITTURA	Hobli	PADDY	IRR	10	2138.04					
262	Belagavi	Kittur	KITTURA	Hobli	PADDY	RF			Taluk Level	2	2489.79		
263	Belagavi	Kittur	KITTURA	Hobli	Save	RF			Taluk Level	8	2459.05		
264	Belagavi	Kittur	KITTURA	Hobli	Sorghum (Jowar/Great Millet)	RF			District Level	250	1626.88		
265	Belagavi	Kittur	KITTURA	Hobli	Soybean (bhat)	IRR			District Level	56	974.40		
266	Belagavi	Kittur	KITTURA	Hobli	Sugarcane	IRR	10	51106.00					
267	Belagavi	Nippani	NIPPANI	Hobli	Black Gram (urd bean)	RF			Taluk Level	9	337.31		
268	Belagavi	Nippani	NIPPANI	Hobli	Green Gram (Moong Bean/ Moong)	RF	10	296.70					
269	Belagavi	Nippani	NIPPANI	Hobli	GROUNDNUT	IRR	10	1954.84					
270	Belagavi	Nippani	NIPPANI	Hobli	PADDY	IRR	10	5986.37					
271	Belagavi	Nippani	NIPPANI	Hobli	PADDY	RF	10	3946.72					
272	Belagavi	Nippani	NIPPANI	Hobli	Sorghum (Jowar/Great Millet)	RF	10	1643.87					
273	Belagavi	Nippani	NIPPANI	Hobli	Soybean (bhat)	IRR			Taluk Level	6	537.54		
274	Belagavi	Nippani	NIPPANI	Hobli	Soybean (bhat)	RF			Taluk Level	7	647.66		
275	Belagavi	Nippani	NIPPANI	Hobli	Tobacco	IRR	10	1622.60					
276	Belagavi	Nippani	NIPPANI	Hobli	Tobacco	RF	10	1586.76					
277	Belagavi	Raibag	RAYABAGA	Hobli	COTTON	IRR	10	906.99					

Government of Karnataka
Directorate of Economics and Statistics
Hobli Level Average Yield data for Kharif season 2019-20

S.N	District	Taluk	Insurance Unit (hobli/ GP)	GP/HO BLI	Crop	IRR RF	No_CCE Conducted	Average Yield(Kg/ Ha)	Name Of Higher Level	No_cce Conducted Higher	Higher average Yield(Kg/Ha)	Neighbouring Yield	Tech. based Yield
278	Belagavi	Raibag	KUDACHI	Hobli	GROUNDNUT	IRR			Taluk Level	8	555.10		
279	Belagavi	Raibag	RAYABAGA	Hobli	GROUNDNUT	IRR			Taluk Level	8	555.10		
280	Belagavi	Raibag	KUDACHI	Hobli	GROUNDNUT	RF			Taluk Level	8	543.35		
281	Belagavi	Raibag	RAYABAGA	Hobli	GROUNDNUT	RF			Taluk Level	8	543.35		
282	Belagavi	Raibag	KUDACHI	Hobli	Horse Gram (kulthi/kultha)	RF			District Level	23	865.41		
283	Belagavi	Raibag	RAYABAGA	Hobli	Horse Gram (kulthi/kultha)	RF			District Level	23	865.41		
284	Belagavi	Raibag	KUDACHI	Hobli	Maize (Makka)	RF	10	5143.77					
285	Belagavi	Raibag	RAYABAGA	Hobli	Maize (Makka)	RF			Taluk Level	16	3625.44		
286	Belagavi	Raibag	KUDACHI	Hobli	Pearl Millet (Bajra/Bulrush Millet/Spiked Millet)	RF			District Level	112	977.11		
287	Belagavi	Raibag	RAYABAGA	Hobli	Pearl Millet (Bajra/Bulrush Millet/Spiked Millet)	RF			District Level	112	977.11		
288	Belagavi	Raibag	RAYABAGA	Hobli	Pigeon pea (red gram/arhar/tur)	RF			Taluk Level	8	241.94		
289	Belagavi	Raibag	KUDACHI	Hobli	Sorghum (Jowar/Great Millet)	IRR			District Level	78	1993.84		
290	Belagavi	Raibag	RAYABAGA	Hobli	Sorghum (Jowar/Great Millet)	IRR			District Level	78	1993.84		
291	Belagavi	Raibag	RAYABAGA	Hobli	Sorghum (Jowar/Great Millet)	RF			District Level	250	1626.88		
292	Belagavi	Raibag	KUDACHI	Hobli	Soybean (bhat)	IRR			District Level	56	974.40		
293	Belagavi	Raibag	RAYABAGA	Hobli	Soybean (bhat)	IRR			District Level	56	974.40		
294	Belagavi	Raibag	KUDACHI	Hobli	Soybean (bhat)	RF			District Level	433	1065.60		
295	Belagavi	Raibag	RAYABAGA	Hobli	Soybean (bhat)	RF			District Level	433	1065.60		

Government of Karnataka
Directorate of Economics and Statistics
Hobli Level Average Yield data for Kharif season 2019-20

S.N	District	Taluk	Insurance Unit (hobli/ GP)	GP/HO BLI	Crop	IRR RF	No_CCE Conducted	Average Yield(Kg/ Ha)	Name_Of_Higher_Level	No_cce Conducted_Higher	Higher average Yield(Kg/Ha)	Neighbouring Yield	Tech. based Yield
296	Belagavi	Raibag	KUDACHI	Hobli	Sugarcane	IRR	10	143755.20					
297	Belagavi	Raibag	RAYABAGA	Hobli	Sugarcane	IRR			Taluk Level	19	123418.53		
298	Belagavi	Raibag	KUDACHI	Hobli	SUNFLOWER	IRR			Taluk Level	8	546.36		
299	Belagavi	Raibag	RAYABAGA	Hobli	SUNFLOWER	IRR			Taluk Level	8	546.36		
300	Belagavi	Raibag	RAYABAGA	Hobli	SUNFLOWER	RF			District Level	102	590.68		
301	Belagavi	Raibag	KUDACHI	Hobli	Turmeric	NS	10	48129.40					
302	Belagavi	Raibag	RAYABAGA	Hobli	Turmeric	NS	10	41356.00					
303	Belagavi	Ramadurg	SUREBANA	Hobli	COTTON	IRR	10	349.70					
304	Belagavi	Ramadurg	K CHANDARAGI	Hobli	COTTON	RF			District Level	117	359.18		
305	Belagavi	Ramadurg	SUREBANA	Hobli	COTTON	RF			District Level	117	359.18		
306	Belagavi	Ramadurg	K CHANDARAGI	Hobli	GROUNDNUT	IRR			Taluk Level	6	1693.23		
307	Belagavi	Ramadurg	KATAKOLA	Hobli	GROUNDNUT	IRR			Taluk Level	6	1693.23		
308	Belagavi	Ramadurg	MUDAKAVI	Hobli	GROUNDNUT	IRR			Taluk Level	6	1693.23		
309	Belagavi	Ramadurg	SUREBANA	Hobli	GROUNDNUT	IRR			Taluk Level	6	1693.23		
310	Belagavi	Ramadurg	K CHANDARAGI	Hobli	GROUNDNUT	RF			Taluk Level	12	829.40		
311	Belagavi	Ramadurg	KATAKOLA	Hobli	GROUNDNUT	RF			Taluk Level	12	829.40		
312	Belagavi	Ramadurg	MUDAKAVI	Hobli	GROUNDNUT	RF			Taluk Level	12	829.40		
313	Belagavi	Ramadurg	SUREBANA	Hobli	GROUNDNUT	RF			Taluk Level	12	829.40		
314	Belagavi	Ramadurg	K CHANDARAGI	Hobli	Horse Gram (kulthi/kultha)	RF			Taluk Level	2	589.41		

Government of Karnataka
Directorate of Economics and Statistics
Hobli Level Average Yield data for Kharif season 2019-20

S.N	District	Taluk	Insurance Unit (hobli/ GP)	GP/HO BLI	Crop	IRR RF	No_CCE Conducted	Average Yield(Kg/ Ha)	Name Of Higher Level	No cce Conducted Higher	Higher average Yield(Kg/Ha)	Neighbouring Yield	Tech. based Yield
315	Belagavi	Ramadurg	KATAKOLA	Hobli	Horse Gram (kulthi/kultha)	RF			Taluk Level	2	589.41		
316	Belagavi	Ramadurg	MUDAKAVI	Hobli	Horse Gram (kulthi/kultha)	RF			Taluk Level	2	589.41		
317	Belagavi	Ramadurg	K CHANDARAGI	Hobli	Maize (Makka)	RF			Taluk Level	29	3103.37		
318	Belagavi	Ramadurg	KATAKOLA	Hobli	Maize (Makka)	RF			Taluk Level	29	3103.37		
319	Belagavi	Ramadurg	MUDAKAVI	Hobli	Maize (Makka)	RF			Taluk Level	29	3103.37		
320	Belagavi	Ramadurg	SUREBANA	Hobli	Maize (Makka)	RF	10	3708.74					
321	Belagavi	Ramadurg	K CHANDARAGI	Hobli	Onion	IRR	10	12564.00					
322	Belagavi	Ramadurg	KATAKOLA	Hobli	Onion	IRR	10	11080.00					
323	Belagavi	Ramadurg	MUDAKAVI	Hobli	Onion	IRR	10	12668.00					
324	Belagavi	Ramadurg	SUREBANA	Hobli	Onion	IRR	10	12004.00					
325	Belagavi	Ramadurg	K CHANDARAGI	Hobli	Onion	RF	10	9672.00					
326	Belagavi	Ramadurg	MUDAKAVI	Hobli	Onion	RF	10	8508.00					
327	Belagavi	Ramadurg	SUREBANA	Hobli	Onion	RF			Taluk Level	20	9090.00		
328	Belagavi	Ramadurg	K CHANDARAGI	Hobli	Pearl Millet (Bajra/Bulrush Millet/Spiked Millet)	IRR			Taluk Level	26	1854.41		
329	Belagavi	Ramadurg	KATAKOLA	Hobli	Pearl Millet (Bajra/Bulrush Millet/Spiked Millet)	IRR	10	1897.03					
330	Belagavi	Ramadurg	SUREBANA	Hobli	Pearl Millet (Bajra/Bulrush Millet/Spiked Millet)	IRR	10	1854.68					
331	Belagavi	Ramadurg	K CHANDARAGI	Hobli	Pearl Millet (Bajra/Bulrush Millet/Spiked Millet)	RF	10	1130.34					

Government of Karnataka
Directorate of Economics and Statistics
Hobli Level Average Yield data for Kharif season 2019-20

S.N	District	Taluk	Insurance Unit (hobli/ GP)	GP/HO BLI	Crop	IRR- RF	No_CCE_Conducted	Average Yield(Kg/ Ha)	Name_Of_Higher_Level	No_cce Conducted_Higher	Higher average Yield(Kg/Ha)	Neighbouring Yield	Tech. based Yield
332	Belagavi	Ramadurg	KATAKOLA	Hobli	Pearl Millet (Bajra/Bulrush Millet/Spiked Millet)	RF	10	1561.41					
333	Belagavi	Ramadurg	MUDAKAVI	Hobli	Pearl Millet (Bajra/Bulrush Millet/Spiked Millet)	RF	10	1481.61					
334	Belagavi	Ramadurg	SUREBANA	Hobli	Pearl Millet (Bajra/Bulrush Millet/Spiked Millet)	RF	10	1397.33					
335	Belagavi	Ramadurg	K CHANDARAGI	Hobli	Pigeon pea (red gram/arhar/tur)	RF	10	262.06					
336	Belagavi	Ramadurg	KATAKOLA	Hobli	Pigeon pea (red gram/arhar/tur)	RF	10	127.44					
337	Belagavi	Ramadurg	MUDAKAVI	Hobli	Pigeon pea (red gram/arhar/tur)	RF	10	378.16					
338	Belagavi	Ramadurg	K CHANDARAGI	Hobli	Sorghum (Jowar/Great Millet)	IRR			Taluk Level	14	1711.88		
339	Belagavi	Ramadurg	KATAKOLA	Hobli	Sorghum (Jowar/Great Millet)	IRR			Taluk Level	14	1711.88		
340	Belagavi	Ramadurg	MUDAKAVI	Hobli	Sorghum (Jowar/Great Millet)	IRR			Taluk Level	14	1711.88		
341	Belagavi	Ramadurg	SUREBANA	Hobli	Sorghum (Jowar/Great Millet)	IRR			Taluk Level	14	1711.88		
342	Belagavi	Ramadurg	K CHANDARAGI	Hobli	Sorghum (Jowar/Great Millet)	RF			Taluk Level	10	1684.27		
343	Belagavi	Ramadurg	KATAKOLA	Hobli	Sorghum (Jowar/Great Millet)	RF			Taluk Level	10	1684.27		
344	Belagavi	Ramadurg	MUDAKAVI	Hobli	Sorghum (Jowar/Great Millet)	RF			Taluk Level	10	1684.27		
345	Belagavi	Ramadurg	SUREBANA	Hobli	Sorghum (Jowar/Great Millet)	RF			Taluk Level	10	1684.27		
346	Belagavi	Ramadurg	K CHANDARAGI	Hobli	SUNFLOWER	IRR			Taluk Level	27	1151.74		
347	Belagavi	Ramadurg	KATAKOLA	Hobli	SUNFLOWER	IRR			Taluk Level	27	1151.74		
348	Belagavi	Ramadurg	MUDAKAVI	Hobli	SUNFLOWER	IRR			Taluk Level	27	1151.74		

Government of Karnataka
Directorate of Economics and Statistics
Hobli Level Average Yield data for Kharif season 2019-20

S.N	District	Taluk	Insurance Unit (hobli/ GP)	GP/HO BLI	Crop	IRR RF	No_CCE Conducted	Average Yield(Kg/ Ha)	Name_Of_Higher_Level	No_cce Conducted_Higher	Higher average Yield(Kg/Ha)	Neighbouring Yield	Tech. based Yield
349	Belagavi	Ramadurg	SUREBANA	Hobli	SUNFLOWER	IRR	10	1028.47					
350	Belagavi	Ramadurg	K CHANDARAGI	Hobli	SUNFLOWER	RF			Taluk Level	36	590.70		
351	Belagavi	Ramadurg	KATAKOLA	Hobli	SUNFLOWER	RF	10	621.61					
352	Belagavi	Ramadurg	MUDAKAVI	Hobli	SUNFLOWER	RF	10	689.33					
353	Belagavi	Ramadurg	SUREBANA	Hobli	SUNFLOWER	RF	10	545.30					
354	Belagavi	Savadatti	MURAGODA	Hobli	Black Gram (urd bean)	RF	10	517.67					
355	Belagavi	Savadatti	MURAGODA	Hobli	Cabbage	NS	10	11295.64					
356	Belagavi	Savadatti	MUNAVALLI	Hobli	COTTON	IRR	10	391.98					
357	Belagavi	Savadatti	MURAGODA	Hobli	COTTON	IRR			Taluk Level	39	320.44		
358	Belagavi	Savadatti	SAVADATTI	Hobli	COTTON	IRR	10	308.58					
359	Belagavi	Savadatti	YARAGATTI	Hobli	COTTON	IRR	10	331.03					
360	Belagavi	Savadatti	MUNAVALLI	Hobli	COTTON	RF	10	383.84					
361	Belagavi	Savadatti	MURAGODA	Hobli	COTTON	RF	10	66.72					
362	Belagavi	Savadatti	SAVADATTI	Hobli	COTTON	RF	10	306.35					
363	Belagavi	Savadatti	YARAGATTI	Hobli	COTTON	RF	10	253.40					
364	Belagavi	Savadatti	MUNAVALLI	Hobli	GROUNDNUT	IRR	10	1470.84					
365	Belagavi	Savadatti	SAVADATTI	Hobli	GROUNDNUT	IRR			Taluk Level	24	1104.24		
366	Belagavi	Savadatti	YARAGATTI	Hobli	GROUNDNUT	IRR	10	684.97					
367	Belagavi	Savadatti	MURAGODA	Hobli	GROUNDNUT	RF			Taluk Level	24	727.67		

Government of Karnataka
Directorate of Economics and Statistics
Hobli Level Average Yield data for Kharif season 2019-20

S.N	District	Taluk	Insurance Unit (hobli/ GP)	GP/HO BLI	Crop	IRR RF	No_CCE Conducted	Average Yield(Kg/Ha)	Name_Of_Higher_Level	No_cce Conducted Higher	Higher average Yield(Kg/Ha)	Neighbouring Yield	Tech. based Yield
368	Belagavi	Savadatti	SAVADATTI	Hobli	GROUNDNUT	RF			Taluk Level	24	727.67		
369	Belagavi	Savadatti	YARAGATTI	Hobli	GROUNDNUT	RF	10	771.99					
370	Belagavi	Savadatti	MUNAVALLI	Hobli	Horse Gram (kulthi/kultha)	RF			Taluk Level	17	1024.17		
371	Belagavi	Savadatti	MURAGODA	Hobli	Horse Gram (kulthi/kultha)	RF			Taluk Level	17	1024.17		
372	Belagavi	Savadatti	SAVADATTI	Hobli	Horse Gram (kulthi/kultha)	RF			Taluk Level	17	1024.17		
373	Belagavi	Savadatti	YARAGATTI	Hobli	Horse Gram (kulthi/kultha)	RF	10	387.88					
374	Belagavi	Savadatti	MUNAVALLI	Hobli	Maize (Makka)	RF	10	3833.75					
375	Belagavi	Savadatti	MURAGODA	Hobli	Maize (Makka)	RF	10	1849.88					
376	Belagavi	Savadatti	SAVADATTI	Hobli	Maize (Makka)	RF	10	2838.73					
377	Belagavi	Savadatti	YARAGATTI	Hobli	Maize (Makka)	RF	10	2268.38					
378	Belagavi	Savadatti	MUNAVALLI	Hobli	Navane	RF	10	288.18					
379	Belagavi	Savadatti	MURAGODA	Hobli	Navane	RF			Taluk Level	38	258.06		
380	Belagavi	Savadatti	SAVADATTI	Hobli	Navane	RF	10	369.97					
381	Belagavi	Savadatti	YARAGATTI	Hobli	Navane	RF	10	280.42					
382	Belagavi	Savadatti	MUNAVALLI	Hobli	Onion	IRR	10	12888.00					
383	Belagavi	Savadatti	SAVADATTI	Hobli	Onion	IRR	10	11420.00					
384	Belagavi	Savadatti	YARAGATTI	Hobli	Onion	IRR	10	10220.00					
385	Belagavi	Savadatti	MUNAVALLI	Hobli	Onion	RF	10	7776.00					
386	Belagavi	Savadatti	MURAGODA	Hobli	Onion	RF	10	6024.00					

Government of Karnataka
Directorate of Economics and Statistics
Hobli Level Average Yield data for Kharif season 2019-20

S.N	District	Taluk	Insurance Unit (hobli/ GP)	GP/HO BLI	Crop	IRR RF	No_CCE Conducted	Average Yield(Kg/Ha)	Name_Of Higher_Level	No_cce Conducted Higher	Higher average Yield(Kg/Ha)	Neighbouring Yield	Tech-based Yield
387	Belagavi	Savadatti	YARAGATTI	Hobli	Onion	RF	10	7300.00					
388	Belagavi	Savadatti	MUNAVALLI	Hobli	Pearl Millet (Bajra/Bulrush Millet/Spiked Millet)	IRR			Taluk Level	28	1113.72		
389	Belagavi	Savadatti	SAVADATTI	Hobli	Pearl Millet (Bajra/Bulrush Millet/Spiked Millet)	IRR	10	1492.25					
390	Belagavi	Savadatti	YARAGATTI	Hobli	Pearl Millet (Bajra/Bulrush Millet/Spiked Millet)	IRR	10	958.16					
391	Belagavi	Savadatti	MUNAVALLI	Hobli	Pearl Millet (Bajra/Bulrush Millet/Spiked Millet)	RF	10	663.06					
392	Belagavi	Savadatti	MURAGODA	Hobli	Pearl Millet (Bajra/Bulrush Millet/Spiked Millet)	RF	10	837.91					
393	Belagavi	Savadatti	SAVADATTI	Hobli	Pearl Millet (Bajra/Bulrush Millet/Spiked Millet)	RF			Taluk Level	38	785.97		
394	Belagavi	Savadatti	YARAGATTI	Hobli	Pearl Millet (Bajra/Bulrush Millet/Spiked Millet)	RF	10	850.63					
395	Belagavi	Savadatti	MURAGODA	Hobli	Pigeon pea (red gram/arhar/tur)	RF			Taluk Level	19	245.35		
396	Belagavi	Savadatti	YARAGATTI	Hobli	Pigeon pea (red gram/arhar/tur)	RF	10	160.98					
397	Belagavi	Savadatti	YARAGATTI	Hobli	Sesame (Gingelly/Til)/Sesamum	RF			State Level	1121	806.29		
398	Belagavi	Savadatti	MUNAVALLI	Hobli	Sorghum (Jowar/Great Millet)	IRR			Taluk Level	22	2626.27		
399	Belagavi	Savadatti	MURAGODA	Hobli	Sorghum (Jowar/Great Millet)	IRR			Taluk Level	22	2626.27		
400	Belagavi	Savadatti	SAVADATTI	Hobli	Sorghum (Jowar/Great Millet)	IRR			Taluk Level	22	2626.27		
401	Belagavi	Savadatti	YARAGATTI	Hobli	Sorghum (Jowar/Great Millet)	IRR	10	1794.54					
402	Belagavi	Savadatti	MUNAVALLI	Hobli	Sorghum (Jowar/Great Millet)	RF			Taluk Level	26	1100.05		

Government of Karnataka
Directorate of Economics and Statistics
Hobli Level Average Yield data for Kharif season 2019-20

S.N	District	Taluk	Insurance Unit (hobli/ GP)	GP/HO BLI	Crop	IRR_RF	No_CCE_Conducted	Average Yield(Kg/Ha)	Name_Of_Higher_Level	No_cce_Conducted_Higher	Higher average Yield(Kg/Ha)	Neighbouring Yield	Tech. based Yield
403	Belagavi	Savadatti	MURAGODA	Hobli	Sorghum (Jowar/Great Millet)	RF	10	924.79					
404	Belagavi	Savadatti	SAVADATTI	Hobli	Sorghum (Jowar/Great Millet)	RF			Taluk Level	26	1100.05		
405	Belagavi	Savadatti	YARAGATTI	Hobli	Sorghum (Jowar/Great Millet)	RF	10	710.26					
406	Belagavi	Savadatti	MURAGODA	Hobli	Soybean (bhat)	RF	10	674.41					
407	Belagavi	Savadatti	MUNAVALLI	Hobli	SUNFLOWER	IRR	10	1031.78					
408	Belagavi	Savadatti	SAVADATTI	Hobli	SUNFLOWER	IRR	10	796.85					
409	Belagavi	Savadatti	YARAGATTI	Hobli	SUNFLOWER	IRR	10	953.72					
410	Belagavi	Savadatti	MUNAVALLI	Hobli	SUNFLOWER	RF	10	584.12					
411	Belagavi	Savadatti	MURAGODA	Hobli	SUNFLOWER	RF	10	640.36					
412	Belagavi	Savadatti	SAVADATTI	Hobli	SUNFLOWER	RF	10	693.57					
413	Belagavi	Savadatti	YARAGATTI	Hobli	SUNFLOWER	RF	10	659.10					
414	Belagavi	Savadatti	MURAGODA	Hobli	Tomato	NS	10	14984.00					
415	Belagavi	Savadatti	YARAGATTI	Hobli	Tomato	NS	10	12728.00					

Director

Directorate of Economics and Statistics



Government of Karnataka
Directorate of Economics and Statistics
Hobli Level Average Yield data for Kharif season 2019-20

S.N	District	Taluk	Insurance Unit (hobli/ GP)	GP/HO BLI	Crop	IRR/RF	No_CCE Conducted	Average Yield(Kg/Ha)	Name Of Higher Level	No_cce Conducted Higher	Higher average Yield(Kg/Ha)	Neighbouring Yield	Tech based Yield
1	Bengaluru Rural	Devanahalli	KUNDANA	Hobli	PADDY	IRR			Taluk Level	2	5167.27		
2	Bengaluru Rural	Devanahalli	CHANNARAYAPATTANA	Hobli	RAGI	IRR	10	2921.52					
3	Bengaluru Rural	Devanahalli	KUNDANA	Hobli	RAGI	IRR	10	2830.22					
4	Bengaluru Rural	Devanahalli	VIJAYAPURA	Hobli	RAGI	IRR			Taluk Level	26	2826.65		
5	Bengaluru Rural	Devanahalli	KUNDANA	Hobli	Tomato	NS	10	23362.72					
6	Bengaluru Rural	Devanahalli	VIJAYAPURA	Hobli	Tomato	NS	10	36208.40					
7	Bengaluru Rural	Doddaballapura	SASALU	Hobli	GROUNDNUT	RF	10	1205.72					
8	Bengaluru Rural	Doddaballapura	DODDABELAVANGALA	Hobli	Horse Gram (kulthi/kultha)	RF			Taluk Level	49	840.08		
9	Bengaluru Rural	Doddaballapura	KASABA	Hobli	Horse Gram (kulthi/kultha)	RF	10	537.89					
10	Bengaluru Rural	Doddaballapura	MADURE	Hobli	Horse Gram (kulthi/kultha)	RF	10	1234.47					
11	Bengaluru Rural	Doddaballapura	SASALU	Hobli	Horse Gram (kulthi/kultha)	RF	10	675.55					
12	Bengaluru Rural	Doddaballapura	TUBAGERE	Hobli	Horse Gram (kulthi/kultha)	RF	10	929.45					
13	Bengaluru Rural	Doddaballapura	DODDABELAVANGALA	Hobli	Maize (Makka)	IRR			Taluk Level	42	5050.14		
14	Bengaluru Rural	Doddaballapura	KASABA	Hobli	Maize (Makka)	IRR			Taluk Level	42	5050.14		
15	Bengaluru Rural	Doddaballapura	MADURE	Hobli	Maize (Makka)	IRR			Taluk Level	42	5050.14		
16	Bengaluru Rural	Doddaballapura	SASALU	Hobli	Maize (Makka)	IRR	10	6132.00					
17	Bengaluru Rural	Doddaballapura	TUBAGERE	Hobli	Maize (Makka)	IRR			Taluk Level	42	5050.14		
18	Bengaluru Rural	Doddaballapura	TUBAGERE	Hobli	Pigeon pea (red gram/arhar/tur)	IRR			Taluk Level	8	1201.35		
19	Bengaluru Rural	Doddaballapura	KASABA	Hobli	Pigeon pea (red gram/arhar/tur)	RF	10	1126.53					

Government of Karnataka
Directorate of Economics and Statistics
Hobli Level Average Yield data for Kharif season 2019-20

S.N	District	Taluk	Insurance Unit (hobli/ GP)	GP/HO BLI	Crop	IRR/RF	No_CCE Conducted	Average Yield(Kg/Ha)	Name_Of Higher Level	No_cce Conducted Higher	Higher average Yield(Kg/Ha)	Neighbouring Yield	Tech-based Yield
20	Bengaluru Rural	Doddaballapura	DODDABELAVANGALA	Hobli	RAGI	IRR			Taluk Level	38	2718.88		
21	Bengaluru Rural	Doddaballapura	KASABA	Hobli	RAGI	IRR			Taluk Level	38	2718.88		
22	Bengaluru Rural	Doddaballapura	MADURE	Hobli	RAGI	IRR			Taluk Level	38	2718.88		
23	Bengaluru Rural	Doddaballapura	SASALU	Hobli	RAGI	IRR	10	3157.46					
24	Bengaluru Rural	Doddaballapura	TUBAGERE	Hobli	RAGI	IRR			Taluk Level	38	2718.88		
25	Bengaluru Rural	Doddaballapura	KASABA	Hobli	Tomato	NS	10	31139.00					
26	Bengaluru Rural	Doddaballapura	TUBAGERE	Hobli	Tomato	NS	10	22486.00					
27	Bengaluru Rural	Hoskote	NANDAGUDI	Hobli	Horse Gram (kulthi/kultha)	RF	10	656.96					
28	Bengaluru Rural	Hoskote	ANUGONDANAHALLI	Hobli	PADDY	IRR	10	5302.34					
29	Bengaluru Rural	Hoskote	ANUGONDANAHALLI	Hobli	RAGI	IRR	10	3295.13					
30	Bengaluru Rural	Hoskote	JADIGENAHALLI	Hobli	RAGI	IRR	10	3128.19					
31	Bengaluru Rural	Hoskote	KASABA	Hobli	RAGI	IRR	10	3171.48					
32	Bengaluru Rural	Hoskote	NANDAGUDI	Hobli	RAGI	IRR	10	2332.11					
33	Bengaluru Rural	Hoskote	SULIBELE	Hobli	RAGI	IRR	10	3246.70					
34	Bengaluru Rural	Hoskote	ANUGONDANAHALLI	Hobli	Tomato	NS	10	25290.68					
35	Bengaluru Rural	Hoskote	JADIGENAHALLI	Hobli	Tomato	NS	10	26900.00					
36	Bengaluru Rural	Hoskote	NANDAGUDI	Hobli	Tomato	NS	10	23671.44					
37	Bengaluru Rural	Nelamangala	KASABA	Hobli	Horse Gram (kulthi/kultha)	RF	10	1127.59					
38	Bengaluru Rural	Nelamangala	KASABA-2	Hobli	Horse Gram (kulthi/kultha)	RF	10	1127.59					

Government of Karnataka
Directorate of Economics and Statistics
Hobli Level Average Yield data for Kharif season 2019-20

S.N	District	Taluk	Insurance Unit (hobli/ GP)	GP/HO BLI	Crop	IRR/RF	No. CCE Conducted	Average Yield(Kg/Ha)	Name Of Higher Level	No. cce Conducted Higher	Higher average Yield(Kg/Ha)	Neighbouring Yield	Tech-based Yield
39	Bengaluru Rural	Nelamangala	SOMPURA	Hobli	Horse Gram (kulthi/kultha)	RF	10	764.53					
40	Bengaluru Rural	Nelamangala	SOMPURA-2	Hobli	Horse Gram (kulthi/kultha)	RF	10	764.53					
41	Bengaluru Rural	Nelamangala	TYAMAGUNDLU	Hobli	Horse Gram (kulthi/kultha)	RF	10	1150.48					
42	Bengaluru Rural	Nelamangala	TYAMAGUNDLU-2	Hobli	Horse Gram (kulthi/kultha)	RF	10	1150.48					
43	Bengaluru Rural	Nelamangala	TYAMAGUNDLU	Hobli	Maize (Makka)	IRR	10	4213.91					
44	Bengaluru Rural	Nelamangala	TYAMAGUNDLU-2	Hobli	Maize (Makka)	IRR	10	4213.91					
45	Bengaluru Rural	Nelamangala	KASABA	Hobli	Maize (Makka)	RF	10	3839.08					
46	Bengaluru Rural	Nelamangala	KASABA-2	Hobli	Maize (Makka)	RF	10	3839.08					
47	Bengaluru Rural	Nelamangala	SOMPURA	Hobli	Maize (Makka)	RF			Taluk Level	22	4092.23		
48	Bengaluru Rural	Nelamangala	SOMPURA-2	Hobli	Maize (Makka)	RF			Taluk Level	22	4092.23		
49	Bengaluru Rural	Nelamangala	TYAMAGUNDLU	Hobli	Maize (Makka)	RF			Taluk Level	22	4092.23		
50	Bengaluru Rural	Nelamangala	TYAMAGUNDLU-2	Hobli	Maize (Makka)	RF			Taluk Level	22	4092.23		
51	Bengaluru Rural	Nelamangala	KASABA	Hobli	PADDY	IRR	10	4677.36					
52	Bengaluru Rural	Nelamangala	KASABA-2	Hobli	PADDY	IRR	10	4677.36					
53	Bengaluru Rural	Nelamangala	SOMPURA	Hobli	PADDY	IRR	10	3572.82					
54	Bengaluru Rural	Nelamangala	SOMPURA-2	Hobli	PADDY	IRR	10	3572.82					
55	Bengaluru Rural	Nelamangala	TYAMAGUNDLU	Hobli	PADDY	IRR			Taluk Level	28	4297.41		
56	Bengaluru Rural	Nelamangala	TYAMAGUNDLU-2	Hobli	PADDY	IRR			Taluk Level	28	4297.41		
57	Bengaluru Rural	Nelamangala	KASABA	Hobli	RAGI	IRR			Taluk Level	6	3116.52		

Government of Karnataka
Directorate of Economics and Statistics
Hobli Level Average Yield data for Kharif season 2019-20

S.N	District	Taluk	Insurance Unit (hobli/ GP)	GP/HO BLI	Crop	IRR_RF	No_CCE_Conducted	Average Yield(Kg/ Ha)	Name_Of_Higher_Level	No_cce Conducted_Higher	Higher average Yield(Kg/Ha)	Neighbouring Yield	Tech. based Yield
58	Bengaluru Rural	Nelamangala	KASABA-2	Hobli	RAGI	IRR			Taluk Level	6	3116.52		
59	Bengaluru Rural	Nelamangala	KASABA	Hobli	Tomato	NS	10	22427.60					


Director

Directorate of Economics and Statistics

(a)

Government of Karnataka
Directorate of Economics and Statistics
Hobli Level Average Yield data for Kharif season 2019-20

S.N	District	Taluk	Insurance Unit (hobli/ GP)	GP/HO BLI	Crop	IRR- RF	No_CCE Conducted	Average Yield(Kg/ Ha)	Name_Of_Higher_Level	No_cce Conducted_Higher	Higher average Yield(Kg/Ha)	Neighbouring Yield	Tech-based Yield
1	Bengaluru Urban	Anekal	ATTIBELE1	Hobli	PADDY	IRR			Taluk Level	18	4962.15		
2	Bengaluru Urban	Anekal	ATTIBELE2	Hobli	PADDY	IRR			Taluk Level	18	4962.15		
3	Bengaluru Urban	Anekal	SARJAPURA1	Hobli	PADDY	IRR	10	4228.21					
4	Bengaluru Urban	Anekal	SARJAPURA2	Hobli	PADDY	IRR	10	4228.21					
5	Bengaluru Urban	Anekal	SARJAPURA3	Hobli	PADDY	IRR	10	4228.21					
6	Bengaluru Urban	Anekal	ATTIBELE1	Hobli	Tomato	NS	10	51232.80					
7	Bengaluru Urban	Anekal	ATTIBELE2	Hobli	Tomato	NS	10	51232.80					
8	Bengaluru Urban	Anekal	KASABA	Hobli	Tomato	NS	10	34376.00					
9	Bengaluru Urban	Anekal	KASABA2	Hobli	Tomato	NS	10	34376.00					
10	Bengaluru Urban	Anekal	SARJAPURA1	Hobli	Tomato	NS			Taluk Level	28	39554.86		
11	Bengaluru Urban	Anekal	SARJAPURA2	Hobli	Tomato	NS			Taluk Level	28	39554.86		
12	Bengaluru Urban	Anekal	SARJAPURA3	Hobli	Tomato	NS			Taluk Level	28	39554.86		
13	Bengaluru Urban	Bengaluru North	DASANAPURA1	Hobli	PADDY	IRR	10	6639.05					
14	Bengaluru Urban	Bengaluru North	DASANAPURA2	Hobli	PADDY	IRR	10	6639.05					
15	Bengaluru Urban	Bengaluru North	DASANAPURA3	Hobli	PADDY	IRR	10	6639.05					
16	Bengaluru Urban	Bengaluru South	KENGERI - 1	Hobli	PADDY	IRR	10	6073.95					
17	Bengaluru Urban	Bengaluru South	KENGERI - 2	Hobli	PADDY	IRR	10	6073.95					
18	Bengaluru Urban	Bengaluru South	KENGERI - 3	Hobli	PADDY	IRR	10	6073.95					
19	Bengaluru Urban	Bengaluru South	KENGERI-4	Hobli	PADDY	IRR	10	6073.95					

Government of Karnataka
Directorate of Economics and Statistics
Hobli Level Average Yield data for Kharif season 2019-20

S.N	District	Taluk	Insurance Unit (hobli/ GP)	GP/HO BLI	Crop	IRR RF	No_CCE Conducted	Average Yield(Kg/Ha)	Name Of Higher Level	No cce Conducted Higher	Higher average Yield(Kg/Ha)	Neighbouring Yield	Tech. based Yield
20	Bengaluru Urban	Bengaluru South	TAVAREKERE - 1	Hobli	PADDY	IRR	10	6168.70					
21	Bengaluru Urban	Bengaluru South	TAVAREKERE - 2	Hobli	PADDY	IRR	10	6168.70					
22	Bengaluru Urban	Bengaluru South	TAVAREKERE - 3	Hobli	PADDY	IRR	10	6168.70					
23	Bengaluru Urban	Bengaluru South	UTTARAHALLI -1	Hobli	PADDY	IRR	10	5492.69					
24	Bengaluru Urban	Bengaluru South	UTTARAHALLI -2	Hobli	PADDY	IRR	10	5492.69					
25	Bengaluru Urban	Bengaluru South	UTTARAHALLI -3	Hobli	PADDY	IRR	10	5492.69					
26	Bengaluru Urban	Bengaluru South	UTTARAHALLI -4	Hobli	PADDY	IRR	10	5492.69					
27	Bengaluru Urban	Bengaluru South	UTTARAHALLI -5	Hobli	PADDY	IRR	10	5492.69					
28	Bengaluru Urban	Bengaluru-East	BIDARAHALLI1	Hobli	PADDY	IRR	10	5724.34					
29	Bengaluru Urban	Bengaluru-East	BIDARAHALLI2	Hobli	PADDY	IRR	10	5724.34					
30	Bengaluru Urban	Bengaluru-East	Bidharahalli3	Hobli	PADDY	IRR	10	5724.34					
31	Bengaluru Urban	Bengaluru-East	VARTURU1	Hobli	PADDY	IRR			Taluk Level	15	6436.62		
32	Bengaluru Urban	Bengaluru-East	VARTURU2	Hobli	PADDY	IRR			Taluk Level	15	6436.62		
33	Bengaluru Urban	Yalahanka	HESARUGHATTA1	Hobli	Maize (Makka)	RF			Taluk Level	6	7044.61		
34	Bengaluru Urban	Yalahanka	HESARUGHATTA2	Hobli	Maize (Makka)	RF			Taluk Level	6	7044.61		
35	Bengaluru Urban	Yalahanka	JALA1	Hobli	Maize (Makka)	RF			Taluk Level	6	7044.61		
36	Bengaluru Urban	Yalahanka	JALA2	Hobli	Maize (Makka)	RF			Taluk Level	6	7044.61		
37	Bengaluru Urban	Yalahanka	Jala3	Hobli	Maize (Makka)	RF			Taluk Level	6	7044.61		
38	Bengaluru Urban	Yalahanka	HESARUGHATTA1	Hobli	PADDY	IRR			Taluk Level	12	7905.55		

Government of Karnataka
Directorate of Economics and Statistics
Hobli Level Average Yield data for Kharif season 2019-20

S.N	District	Taluk	Insurance Unit (hobli/ GP)	GP/HO BLI	Crop	IRR- RF	No_CCE_Conducted	Average Yield(Kg/ Ha)	Name_Of_Higher_Level	No_cce Conducted_Higher	Higher average Yield(Kg/Ha)	Neighbouring Yield	Tech. based Yield
39	Bengaluru Urban	Yalahanka	HESARUGHATTA2	Hobli	PADDY	IRR			Taluk Level	12	7905.55		
40	Bengaluru Urban	Yalahanka	JALA1	Hobli	PADDY	IRR	10	7859.54					
41	Bengaluru Urban	Yalahanka	JALA2	Hobli	PADDY	IRR	10	7859.54					
42	Bengaluru Urban	Yalahanka	Jala3	Hobli	PADDY	IRR	10	7859.54					
43	Bengaluru Urban	Yalahanka	HESARUGHATTA1	Hobli	Tomato	NS	10	17509.60					
44	Bengaluru Urban	Yalahanka	HESARUGHATTA2	Hobli	Tomato	NS	10	17509.60					


 Director
 Directorate of Economics and Statistics



Government of Karnataka
Directorate of Economics and Statistics
Hobli Level Average Yield data for Kharif season 2019-20

S.N	District	Taluk	Insurance Unit (hobli/ GP)	GP/HO BLI	Crop	IRR- RF	No_CCE_Conducted	Average Yield(Kg/ Ha)	Name_Of_Higher_Level	No_cce Conducted_Higher	Higher average Yield(Kg/Ha)	Neighbouring Yield	Tech. based Yield
1	Bidar	Aurad	CHINTAKI	Hobli	Black Gram (urd bean)	RF	10	664.24					
2	Bidar	Aurad	DABAKA	Hobli	Black Gram (urd bean)	RF	10	495.63					
3	Bidar	Aurad	KAMALANAGARA	Hobli	Black Gram (urd bean)	RF	10	429.19					
4	Bidar	Aurad	OWRADABI	Hobli	Black Gram (urd bean)	RF	10	480.16					
5	Bidar	Aurad	SANTAPURA	Hobli	Black Gram (urd bean)	RF	10	502.34					
6	Bidar	Aurad	TANAKUSANURA	Hobli	Black Gram (urd bean)	RF	10	458.43					
7	Bidar	Aurad	CHINTAKI	Hobli	Green Gram (Moong Bean/ Moong)	RF	10	419.16					
8	Bidar	Aurad	DABAKA	Hobli	Green Gram (Moong Bean/ Moong)	RF	10	395.70					
9	Bidar	Aurad	KAMALANAGARA	Hobli	Green Gram (Moong Bean/ Moong)	RF	10	348.12					
10	Bidar	Aurad	OWRADABI	Hobli	Green Gram (Moong Bean/ Moong)	RF	10	461.17					
11	Bidar	Aurad	SANTAPURA	Hobli	Green Gram (Moong Bean/ Moong)	RF	10	499.33					
12	Bidar	Aurad	TANAKUSANURA	Hobli	Green Gram (Moong Bean/ Moong)	RF	10	399.61					
13	Bidar	Aurad	SANTAPURA	Hobli	GROUNDNUT	RF			District Level	8	558.44		
14	Bidar	Aurad	CHINTAKI	Hobli	PADDY	RF			District Level	28	1197.50		
15	Bidar	Aurad	DABAKA	Hobli	PADDY	RF			District Level	28	1197.50		
16	Bidar	Aurad	OWRADABI	Hobli	PADDY	RF			District Level	28	1197.50		
17	Bidar	Aurad	SANTAPURA	Hobli	PADDY	RF			District Level	28	1197.50		
18	Bidar	Aurad	DABAKA	Hobli	Pearl Millet (Bajra/Bulrush Millet/Spiked Millet)	RF			District Level	94	1032.45		

Government of Karnataka
Directorate of Economics and Statistics
Hobli Level Average Yield data for Kharif season 2019-20

S.N	District	Taluk	Insurance Unit (hobli/ GP)	GP/HO BLI	Crop	IRR RF	No_CCE Conducted	Average Yield(Kg/ Ha)	Name_Of Higher_Level	No_cce Conducted Higher	Higher average Yield(Kg/Ha)	Neighbouring Yield	Tech based Yield
19	Bidar	Aurad	CHINTAKI	Hobli	Sesame (Gingelly/Til)/Sesamum	RF			Taluk Level	10	751.25		
20	Bidar	Aurad	DABAKA	Hobli	Sesame (Gingelly/Til)/Sesamum	RF			Taluk Level	10	751.25		
21	Bidar	Aurad	KAMALANAGARA	Hobli	Sesame (Gingelly/Til)/Sesamum	RF			Taluk Level	10	751.25		
22	Bidar	Aurad	OWRADABI	Hobli	Sesame (Gingelly/Til)/Sesamum	RF			Taluk Level	10	751.25		
23	Bidar	Aurad	SANTAPURA	Hobli	Sesame (Gingelly/Til)/Sesamum	RF			Taluk Level	10	751.25		
24	Bidar	Aurad	TANAKUSANURA	Hobli	Sesame (Gingelly/Til)/Sesamum	RF			Taluk Level	10	751.25		
25	Bidar	Aurad	CHINTAKI	Hobli	Sorghum (Jowar/Great Millet)	RF			Taluk Level	50	1660.63		
26	Bidar	Aurad	DABAKA	Hobli	Sorghum (Jowar/Great Millet)	RF	10	1872.80					
27	Bidar	Aurad	KAMALANAGARA	Hobli	Sorghum (Jowar/Great Millet)	RF			Taluk Level	50	1660.63		
28	Bidar	Aurad	OWRADABI	Hobli	Sorghum (Jowar/Great Millet)	RF	10	1692.10					
29	Bidar	Aurad	SANTAPURA	Hobli	Sorghum (Jowar/Great Millet)	RF	10	1221.16					
30	Bidar	Aurad	TANAKUSANURA	Hobli	Sorghum (Jowar/Great Millet)	RF			Taluk Level	50	1660.63		
31	Bidar	Aurad	KAMALANAGARA	Hobli	SUNFLOWER	RF			District Level	2	189.72		
32	Bidar	Basavakalyan	BASAVAKALYANA	Hobli	Black Gram (urd bean)	RF	10	551.67					
33	Bidar	Basavakalyan	HULASURA	Hobli	Black Gram (urd bean)	RF	10	552.70					
34	Bidar	Basavakalyan	KOHINURA	Hobli	Black Gram (urd bean)	RF	10	629.28					
35	Bidar	Basavakalyan	MANTALA	Hobli	Black Gram (urd bean)	RF	10	595.26					
36	Bidar	Basavakalyan	MUDABI	Hobli	Black Gram (urd bean)	RF	10	661.11					
37	Bidar	Basavakalyan	RAJESHVARA	Hobli	Black Gram (urd bean)	RF	10	690.50					

Government of Karnataka
Directorate of Economics and Statistics
Hobli Level Average Yield data for Kharif season 2019-20

S.N	District	Taluk	Insurance Unit (hobli/ GP)	GP/HO BLI	Crop	IRR_Rf	No_CCE_Conducted	Average Yield(Kg/Ha)	Name_Of_Higher_Level	No_cce Conducted_Higher	Higher average Yield(Kg/Ha)	Neighbouring Yield	Tech. based Yield
38	Bidar	Basavakalyan	BASAVAKALYANA	Hobli	Green Gram (Moong Bean/ Moong)	RF	10	714.02					
39	Bidar	Basavakalyan	HULASURA	Hobli	Green Gram (Moong Bean/ Moong)	RF	10	521.04					
40	Bidar	Basavakalyan	KOHINURA	Hobli	Green Gram (Moong Bean/ Moong)	RF	10	576.96					
41	Bidar	Basavakalyan	MANTALA	Hobli	Green Gram (Moong Bean/ Moong)	RF	10	536.34					
42	Bidar	Basavakalyan	MUDABI	Hobli	Green Gram (Moong Bean/ Moong)	RF	10	662.74					
43	Bidar	Basavakalyan	RAJESHVARA	Hobli	Green Gram (Moong Bean/ Moong)	RF	10	874.08					
44	Bidar	Basavakalyan	BASAVAKALYANA	Hobli	GROUNDNUT	RF			Taluk Level	6	649.72		
45	Bidar	Basavakalyan	HULASURA	Hobli	GROUNDNUT	RF			Taluk Level	6	649.72		
46	Bidar	Basavakalyan	MUDABI	Hobli	Maize (Makka)	RF			District Level	27	1867.94		
47	Bidar	Basavakalyan	RAJESHVARA	Hobli	Maize (Makka)	RF			District Level	27	1867.94		
48	Bidar	Basavakalyan	MANTALA	Hobli	PADDY	IRR			Taluk Level	6	1131.18		
49	Bidar	Basavakalyan	RAJESHVARA	Hobli	PADDY	IRR			Taluk Level	6	1131.18		
50	Bidar	Basavakalyan	BASAVAKALYANA	Hobli	PADDY	RF			Taluk Level	12	1120.96		
51	Bidar	Basavakalyan	HULASURA	Hobli	PADDY	RF			Taluk Level	12	1120.96		
52	Bidar	Basavakalyan	KOHINURA	Hobli	PADDY	RF			Taluk Level	12	1120.96		
53	Bidar	Basavakalyan	MANTALA	Hobli	PADDY	RF			Taluk Level	12	1120.96		
54	Bidar	Basavakalyan	MUDABI	Hobli	PADDY	RF			Taluk Level	12	1120.96		
55	Bidar	Basavakalyan	RAJESHVARA	Hobli	PADDY	RF			Taluk Level	12	1120.96		

Government of Karnataka
Directorate of Economics and Statistics
Hobli Level Average Yield data for Kharif season 2019-20

S.N	District	Taluk	Insurance Unit (hobli/ GP)	GP/HO BLI	Crop	IRR_RF	No_CCE_Conducted	Average Yield(Kg/ Ha)	Name_Of_Higher_Level	No_cce Conducted_Higher	Higher average Yield(Kg/Ha)	Neighbouring Yield	Tech. based Yield
56	Bidar	Basavakalyan	BASAVAKALYANA	Hobli	Pearl Millet (Bajra/Bulrush Millet/Spiked Millet)	RF	10	1036.02					
57	Bidar	Basavakalyan	HULASURA	Hobli	Pearl Millet (Bajra/Bulrush Millet/Spiked Millet)	RF			Taluk Level	52	1047.70		
58	Bidar	Basavakalyan	KOHINURA	Hobli	Pearl Millet (Bajra/Bulrush Millet/Spiked Millet)	RF	10	1164.96					
59	Bidar	Basavakalyan	MANTALA	Hobli	Pearl Millet (Bajra/Bulrush Millet/Spiked Millet)	RF	10	983.04					
60	Bidar	Basavakalyan	MUDABI	Hobli	Pearl Millet (Bajra/Bulrush Millet/Spiked Millet)	RF	10	1045.72					
61	Bidar	Basavakalyan	RAJESHVARA	Hobli	Pearl Millet (Bajra/Bulrush Millet/Spiked Millet)	RF	10	924.43					
62	Bidar	Basavakalyan	BASAVAKALYANA	Hobli	Sesame (Gingelly/Til)/Sesamum	RF	10	1087.38					
63	Bidar	Basavakalyan	HULASURA	Hobli	Sesame (Gingelly/Til)/Sesamum	RF			Taluk Level	52	1207.48		
64	Bidar	Basavakalyan	KOHINURA	Hobli	Sesame (Gingelly/Til)/Sesamum	RF	10	877.61					
65	Bidar	Basavakalyan	MANTALA	Hobli	Sesame (Gingelly/Til)/Sesamum	RF			Taluk Level	52	1207.48		
66	Bidar	Basavakalyan	MUDABI	Hobli	Sesame (Gingelly/Til)/Sesamum	RF	10	1314.09					
67	Bidar	Basavakalyan	RAJESHVARA	Hobli	Sesame (Gingelly/Til)/Sesamum	RF	10	1101.27					
68	Bidar	Basavakalyan	BASAVAKALYANA	Hobli	Sorghum (Jowar/Great Millet)	RF	10	1465.18					
69	Bidar	Basavakalyan	HULASURA	Hobli	Sorghum (Jowar/Great Millet)	RF	10	1486.59					
70	Bidar	Basavakalyan	KOHINURA	Hobli	Sorghum (Jowar/Great Millet)	RF			Taluk Level	58	1536.77		
71	Bidar	Basavakalyan	MANTALA	Hobli	Sorghum (Jowar/Great Millet)	RF	10	1742.38					

Government of Karnataka
Directorate of Economics and Statistics
Hobli Level Average Yield data for Kharif season 2019-20

S.N	District	Taluk	Insurance Unit (hobli/ GP)	GP/HO Bli	Crop	IRR RF	No. CCE Conducted	Average Yield(Kg/Ha)	Name Of Higher Level	No. cce Conducted Higher	Higher average Yield(Kg/Ha)	Neighbouring Yield	Tech. based Yield
72	Bidar	Basavakalyan	MUDABI	Hobli	Sorghum (Jowar/Great Millet)	RF	10	1666.23					
73	Bidar	Basavakalyan	RAJESHVARA	Hobli	Sorghum (Jowar/Great Millet)	RF	10	1014.36					
74	Bidar	Basavakalyan	BASAVAKALYANA	Hobli	Sugarcane	IRR	10	12520.00					
75	Bidar	Basavakalyan	MANTALA	Hobli	Sugarcane	IRR	10	11564.00					
76	Bidar	Basavakalyan	BASAVAKALYANA	Hobli	SUNFLOWER	RF			Taluk Level	2	189.72		
77	Bidar	Basavakalyan	HULASURA	Hobli	SUNFLOWER	RF			Taluk Level	2	189.72		
78	Bidar	Basavakalyan	KOHINURA	Hobli	SUNFLOWER	RF			Taluk Level	2	189.72		
79	Bidar	Basavakalyan	MANTALA	Hobli	SUNFLOWER	RF			Taluk Level	2	189.72		
80	Bidar	Basavakalyan	MUDABI	Hobli	SUNFLOWER	RF			Taluk Level	2	189.72		
81	Bidar	Basavakalyan	RAJESHVARA	Hobli	SUNFLOWER	RF			Taluk Level	2	189.72		
82	Bidar	Bhalki	BHALKI	Hobli	Black Gram (urd bean)	RF	10	478.56					
83	Bidar	Bhalki	HALABARGA	Hobli	Black Gram (urd bean)	RF	10	452.66					
84	Bidar	Bhalki	KHATAKA CHINCHULI	Hobli	Black Gram (urd bean)	RF	10	658.11					
85	Bidar	Bhalki	LAKHANAGANVA	Hobli	Black Gram (urd bean)	RF	10	406.37					
86	Bidar	Bhalki	NITTURABH	Hobli	Black Gram (urd bean)	RF	10	416.22					
87	Bidar	Bhalki	SAYAGANVA	Hobli	Black Gram (urd bean)	RF	10	367.14					
88	Bidar	Bhalki	BHALKI	Hobli	Green Gram (Moong Bean/ Moong)	RF	10	494.49					
89	Bidar	Bhalki	HALABARGA	Hobli	Green Gram (Moong Bean/ Moong)	RF	10	417.81					
90	Bidar	Bhalki	KHATAKA CHINCHULI	Hobli	Green Gram (Moong Bean/ Moong)	RF	10	471.02					

Government of Karnataka
Directorate of Economics and Statistics
Hobli Level Average Yield data for Kharif season 2019-20

S.N	District	Taluk	Insurance Unit (hobli/ GP)	GP/HO BLI	Crop	IRR RF	No_CCE Conducted	Average Yield(Kg/ Ha)	Name Of Higher Level	No_cce Conducted Higher	Higher average Yield(Kg/Ha)	Neighbouring Yield	Tech. based Yield
91	Bidar	Bhalki	LAKHANAGANVA	Hobli	Green Gram (Moong Bean/ Moong)	RF	10	426.86					
92	Bidar	Bhalki	NITTURABH	Hobli	Green Gram (Moong Bean/ Moong)	RF	10	425.37					
93	Bidar	Bhalki	SAYAGANVA	Hobli	Green Gram (Moong Bean/ Moong)	RF			Taluk Level	59	462.30		
94	Bidar	Bhalki	SAYAGANVA	Hobli	GROUNDNUT	RF			Taluk Level	2	284.62		
95	Bidar	Bhalki	LAKHANAGANVA	Hobli	Maize (Makka)	RF			District Level	27	1867.94		
96	Bidar	Bhalki	HALABARGA	Hobli	PADDY	RF			District Level	28	1197.50		
97	Bidar	Bhalki	LAKHANAGANVA	Hobli	PADDY	RF			District Level	28	1197.50		
98	Bidar	Bhalki	SAYAGANVA	Hobli	PADDY	RF			District Level	28	1197.50		
99	Bidar	Bhalki	BHALKI	Hobli	Sorghum (Jowar/Great Millet)	RF			Taluk Level	38	1083.87		
100	Bidar	Bhalki	HALABARGA	Hobli	Sorghum (Jowar/Great Millet)	RF			Taluk Level	38	1083.87		
101	Bidar	Bhalki	KHATAKA CHINCHULI	Hobli	Sorghum (Jowar/Great Millet)	RF			Taluk Level	38	1083.87		
102	Bidar	Bhalki	LAKHANAGANVA	Hobli	Sorghum (Jowar/Great Millet)	RF			Taluk Level	38	1083.87		
103	Bidar	Bhalki	NITTURABH	Hobli	Sorghum (Jowar/Great Millet)	RF			Taluk Level	38	1083.87		
104	Bidar	Bhalki	SAYAGANVA	Hobli	Sorghum (Jowar/Great Millet)	RF			Taluk Level	38	1083.87		
105	Bidar	Bhalki	LAKHANAGANVA	Hobli	Soybean (bhat)	IRR			State Level	85	929.46		
106	Bidar	Bhalki	NITTURABH	Hobli	Soybean (bhat)	IRR			State Level	85	929.46		
107	Bidar	Bhalki	SAYAGANVA	Hobli	SUNFLOWER	RF			District Level	2	189.72		
108	Bidar	Bidar	BAGADALA	Hobli	Black Gram (urd bean)	RF	10	596.49					
109	Bidar	Bidar	BEEDARA UTTARA	Hobli	Black Gram (urd bean)	RF	10	597.42					

Government of Karnataka
Directorate of Economics and Statistics
Hobli Level Average Yield data for Kharif season 2019-20

S.N	District	Taluk	Insurance Unit (hobli/ GP)	GP/HO BLI	Crop	IRR RF	No_CCE Conducted	Average Yield(Kg/ Ha)	Name_Of Higher_Level	No_cce Conducted Higher	Higher average Yield(Kg/Ha)	Neighbouring Yield	Tech. based Yield
110	Bidar	Bidar	BEEDARADAKSHINA	Hobli	Black Gram (urd bean)	RF	10	531.33					
111	Bidar	Bidar	JANAVADA	Hobli	Black Gram (urd bean)	RF	10	438.60					
112	Bidar	Bidar	KAMATANA	Hobli	Black Gram (urd bean)	RF	10	426.47					
113	Bidar	Bidar	MANNALLI	Hobli	Black Gram (urd bean)	RF	10	505.91					
114	Bidar	Bidar	BAGADALA	Hobli	Green Gram (Moong Bean/ Moong)	RF	10	624.03					
115	Bidar	Bidar	BEEDARA UTTARA	Hobli	Green Gram (Moong Bean/ Moong)	RF	10	522.55					
116	Bidar	Bidar	BEEDARADAKSHINA	Hobli	Green Gram (Moong Bean/ Moong)	RF	10	565.63					
117	Bidar	Bidar	JANAVADA	Hobli	Green Gram (Moong Bean/ Moong)	RF	10	391.23					
118	Bidar	Bidar	KAMATANA	Hobli	Green Gram (Moong Bean/ Moong)	RF	10	484.44					
119	Bidar	Bidar	MANNALLI	Hobli	Green Gram (Moong Bean/ Moong)	RF	10	392.23					
120	Bidar	Bidar	BAGADALA	Hobli	Maize (Makka)	RF			Taluk Level	9	1286.41		
121	Bidar	Bidar	BAGADALA	Hobli	PADDY	IRR	10	2655.40					
122	Bidar	Bidar	BEEDARA UTTARA	Hobli	PADDY	IRR	10	1596.16					
123	Bidar	Bidar	BEEDARADAKSHINA	Hobli	PADDY	IRR	10	2067.55					
124	Bidar	Bidar	KAMATANA	Hobli	PADDY	IRR	10	1712.72					
125	Bidar	Bidar	MANNALLI	Hobli	PADDY	IRR	10	2321.07					
126	Bidar	Bidar	BAGADALA	Hobli	PADDY	RF			Taluk Level	2	1482.86		
127	Bidar	Bidar	JANAVADA	Hobli	PADDY	RF			Taluk Level	2	1482.86		
128	Bidar	Bidar	KAMATANA	Hobli	PADDY	RF			Taluk Level	2	1482.86		

Government of Karnataka
Directorate of Economics and Statistics
Hobli Level Average Yield data for Kharif season 2019-20

S.N	District	Taluk	Insurance Unit (hobli/ GP)	GP/HO Bli	Crop	IRR RF	No_CCE Conducted	Average Yield(Kg/Ha)	Name_Of_Higher_Level	No_cce Conducted Higher	Higher average Yield(Kg/Ha)	Neighbouring Yield	Tech-based Yield
129	Bidar	Bidar	BAGADALA	Hobli	Sesame (Gingelly/Til)/Sesamum	RF			Taluk Level	8	1531.44		
130	Bidar	Bidar	BAGADALA	Hobli	Sorghum (Jowar/Great Millet)	RF	10	1252.94					
131	Bidar	Bidar	BEEDARA UTTARA	Hobli	Sorghum (Jowar/Great Millet)	RF	10	909.18					
132	Bidar	Bidar	BEEDARADAKSHINA	Hobli	Sorghum (Jowar/Great Millet)	RF	10	943.61					
133	Bidar	Bidar	JANAVADA	Hobli	Sorghum (Jowar/Great Millet)	RF			Taluk Level	58	1094.70		
134	Bidar	Bidar	KAMATANA	Hobli	Sorghum (Jowar/Great Millet)	RF	10	1315.99					
135	Bidar	Bidar	MANNALLI	Hobli	Sorghum (Jowar/Great Millet)	RF	10	1263.35					
136	Bidar	Bidar	JANAVADA	Hobli	SUNFLOWER	RF			District Level	2	189.72		
137	Bidar	Bidar	KAMATANA	Hobli	SUNFLOWER	RF			District Level	2	189.72		
138	Bidar	Chitaguppa	CHITAGUPPA	Hobli	Black Gram (urd bean)	RF	10	529.12					
139	Bidar	Chitaguppa	CHITAGUPPA	Hobli	Green Gram (Moong Bean/ Moong)	RF	10	575.96					
140	Bidar	Chitaguppa	CHITAGUPPA	Hobli	Maize (Makka)	RF			Taluk Level	2	2698.09		
141	Bidar	Chitaguppa	CHITAGUPPA	Hobli	PADDY	IRR			Taluk Level	8	2003.47		
142	Bidar	Chitaguppa	CHITAGUPPA	Hobli	PADDY	RF			Taluk Level	4	1165.55		
143	Bidar	Chitaguppa	CHITAGUPPA	Hobli	Pearl Millet (Bajra/Bulrush Millet/Spiked Millet)	RF			Taluk Level	8	934.31		
144	Bidar	Chitaguppa	CHITAGUPPA	Hobli	Sesame (Gingelly/Til)/Sesamum	RF	10	854.61					
145	Bidar	Chitaguppa	CHITAGUPPA	Hobli	Sorghum (Jowar/Great Millet)	RF	10	1351.17					
146	Bidar	Humnabad	BEMALAKHEDA	Hobli	Black Gram (urd bean)	RF	10	483.33					

Government of Karnataka
Directorate of Economics and Statistics
Hobli Level Average Yield data for Kharif season 2019-20

S.N	District	Taluk	Insurance Unit (hobli/ GP)	GP/HO BLI	Crop	IRR_RF	No_CCE_Conducted	Average Yield(Kg/ Ha)	Name_Of_Higher_Level	No_cce Conducted_Higher	Higher average Yield(Kg/Ha)	Neighbouring Yield	Tech. based Yield
147	Bidar	Humnabad	DUBALAGUNDI	Hobli	Black Gram (urd bean)	RF	10	513.20					
148	Bidar	Humnabad	HALLILIKHEDABI	Hobli	Black Gram (urd bean)	RF	10	581.90					
149	Bidar	Humnabad	HUMANABADA	Hobli	Black Gram (urd bean)	RF	10	500.29					
150	Bidar	Humnabad	NIRNA	Hobli	Black Gram (urd bean)	RF	10	543.76					
151	Bidar	Humnabad	BEMALAKHEDA	Hobli	Green Gram (Moong Bean/ Moong)	RF	10	467.15					
152	Bidar	Humnabad	DUBALAGUNDI	Hobli	Green Gram (Moong Bean/ Moong)	RF	10	465.07					
153	Bidar	Humnabad	HALLILIKHEDABI	Hobli	Green Gram (Moong Bean/ Moong)	RF	10	424.04					
154	Bidar	Humnabad	HUMANABADA	Hobli	Green Gram (Moong Bean/ Moong)	RF	10	434.83					
155	Bidar	Humnabad	NIRNA	Hobli	Green Gram (Moong Bean/ Moong)	RF	10	412.95					
156	Bidar	Humnabad	BEMALAKHEDA	Hobli	Maize (Makka)	RF			Taluk Level	16	2091.28		
157	Bidar	Humnabad	NIRNA	Hobli	Maize (Makka)	RF	10	2113.04					
158	Bidar	Humnabad	DUBALAGUNDI	Hobli	PADDY	IRR			Taluk Level	16	1944.06		
159	Bidar	Humnabad	HUMANABADA	Hobli	PADDY	IRR			Taluk Level	16	1944.06		
160	Bidar	Humnabad	NIRNA	Hobli	PADDY	IRR			Taluk Level	16	1944.06		
161	Bidar	Humnabad	DUBALAGUNDI	Hobli	PADDY	RF			Taluk Level	10	1245.07		
162	Bidar	Humnabad	HUMANABADA	Hobli	PADDY	RF			Taluk Level	10	1245.07		
163	Bidar	Humnabad	NIRNA	Hobli	PADDY	RF			Taluk Level	10	1245.07		
164	Bidar	Humnabad	BEMALAKHEDA	Hobli	Pearl Millet (Bajra/Bulrush Millet/Spiked Millet)	RF			Taluk Level	34	1032.21		

Government of Karnataka
Directorate of Economics and Statistics
Hobli Level Average Yield data for Kharif season 2019-20

S N	District	Taluk	Insurance Unit (hobli/ GP)	GP/HO BLI	Crop	IRR RF	No CCE Conducted	Average Yield(Kg/ Ha)	Name Of Higher Level	No cce Conducted Higher	Higher average Yield(Kg/Ha)	Neighbouring Yield	Tech. based Yield
165	Bidar	Humnabad	DUBALAGUNDI	Hobli	Pearl Millet (Bajra/Bulrush Millet/Spiked Millet)	RF	10	1142.67					
166	Bidar	Humnabad	HALLILIKHEDABI	Hobli	Pearl Millet (Bajra/Bulrush Millet/Spiked Millet)	RF			Taluk Level	34	1032.21		
167	Bidar	Humnabad	HUMANABADA	Hobli	Pearl Millet (Bajra/Bulrush Millet/Spiked Millet)	RF			Taluk Level	34	1032.21		
168	Bidar	Humnabad	NIRNA	Hobli	Pearl Millet (Bajra/Bulrush Millet/Spiked Millet)	RF			Taluk Level	34	1032.21		
169	Bidar	Humnabad	BEMALAKHEDA	Hobli	Sesame (Gingelly/Til)/Sesamum	RF	10	747.34					
170	Bidar	Humnabad	DUBALAGUNDI	Hobli	Sesame (Gingelly/Til)/Sesamum	RF			Taluk Level	46	885.51		
171	Bidar	Humnabad	HALLILIKHEDABI	Hobli	Sesame (Gingelly/Til)/Sesamum	RF			Taluk Level	46	885.51		
172	Bidar	Humnabad	HUMANABADA	Hobli	Sesame (Gingelly/Til)/Sesamum	RF	10	1054.47					
173	Bidar	Humnabad	NIRNA	Hobli	Sesame (Gingelly/Til)/Sesamum	RF	10	658.80					
174	Bidar	Humnabad	BEMALAKHEDA	Hobli	Sorghum (Jowar/Great Millet)	RF	10	1319.03					
175	Bidar	Humnabad	DUBALAGUNDI	Hobli	Sorghum (Jowar/Great Millet)	RF	10	1327.73					
176	Bidar	Humnabad	HALLILIKHEDABI	Hobli	Sorghum (Jowar/Great Millet)	RF	10	1379.10					
177	Bidar	Humnabad	HUMANABADA	Hobli	Sorghum (Jowar/Great Millet)	RF	10	1712.57					
178	Bidar	Humnabad	NIRNA	Hobli	Sorghum (Jowar/Great Millet)	RF	10	1443.11					
179	Bidar	Humnabad	DUBALAGUNDI	Hobli	Sugarcane	IRR	10	63478.00					

Government of Karnataka
Directorate of Economics and Statistics
Hobli Level Average Yield data for Kharif season 2019-20

S.N	District	Taluk	Insurance Unit (hobli/ GP)	GP/HO BLI	Crop	IRR_RF	No_CCE_Conducted	Average Yield(Kg/ Ha)	Name_Of_Higher_Level	No_cce Conducted_Higher	Higher average Yield(Kg/Ha)	Neighbouring Yield	Tech. based Yield
180	Bidar	Humnabad	DUBALAGUNDI	Hobli	SUNFLOWER	RF			District Level	2	189.72		
181	Bidar	Humnabad	HUMANABADA	Hobli	SUNFLOWER	RF			District Level	2	189.72		


Director
Directorate of Economics and Statistics



Government of Karnataka
Directorate of Economics and Statistics
Hobli Level Average Yield data for Kharif season 2019-20

S.N	District	Taluk	Insurance Unit (hobli/ GP)	GP/HO BLI	Crop	IRR- RF	No_CCE_Conducted	Average Yield(Kg/ Ha)	Name_Of_Higher_Level	No_cce_Conducted_Higher	Higher average Yield(Kg/Ha)	Neighbouring Yield	Tech-based Yield
1	ChamarajNagar	ChamarajaNagara	CHANDAKAVADI	Hobli	Black Gram (urd bean)	RF			Taluk Level	14	77.42		
2	ChamarajNagar	ChamarajaNagara	HARADANAHALLI	Hobli	Black Gram (urd bean)	RF			Taluk Level	14	77.42		
3	ChamarajNagar	ChamarajaNagara	KASABA	Hobli	Black Gram (urd bean)	RF			Taluk Level	14	77.42		
4	ChamarajNagar	ChamarajaNagara	SANTEMARAHALLI	Hobli	Black Gram (urd bean)	RF			Taluk Level	14	77.42		
5	ChamarajNagar	ChamarajaNagara	HARAVE	Hobli	COTTON	RF			Taluk Level	8	93.37		
6	ChamarajNagar	ChamarajaNagara	HARAVE	Hobli	Cowpea/Alasande	RF			Taluk Level	12	238.87		
7	ChamarajNagar	ChamarajaNagara	SANTEMARAHALLI	Hobli	Cowpea/Alasande	RF			Taluk Level	12	238.87		
8	ChamarajNagar	ChamarajaNagara	CHANDAKAVADI	Hobli	Green Gram (Moong Bean/ Moong)	RF			Taluk Level	11	230.66		
9	ChamarajNagar	ChamarajaNagara	HARADANAHALLI	Hobli	Green Gram (Moong Bean/ Moong)	RF			Taluk Level	11	230.66		
10	ChamarajNagar	ChamarajaNagara	HARAVE	Hobli	Green Gram (Moong Bean/ Moong)	RF			Taluk Level	11	230.66		
11	ChamarajNagar	ChamarajaNagara	KASABA	Hobli	Green Gram (Moong Bean/ Moong)	RF			Taluk Level	11	230.66		
12	ChamarajNagar	ChamarajaNagara	SANTEMARAHALLI	Hobli	Green Gram (Moong Bean/ Moong)	RF			Taluk Level	11	230.66		
13	ChamarajNagar	ChamarajaNagara	HARADANAHALLI	Hobli	GROUNDNUT	RF	10	1198.95					
14	ChamarajNagar	ChamarajaNagara	HARAVE	Hobli	GROUNDNUT	RF	10	1133.79					
15	ChamarajNagar	ChamarajaNagara	KASABA	Hobli	GROUNDNUT	RF	10	1995.30					
16	ChamarajNagar	ChamarajaNagara	SANTEMARAHALLI	Hobli	GROUNDNUT	RF			Taluk Level	38	1492.34		
17	ChamarajNagar	ChamarajaNagara	CHANDAKAVADI	Hobli	Horse Gram (kulthi/kultha)	RF			Taluk Level	4	772.19		
18	ChamarajNagar	ChamarajaNagara	CHANDAKAVADI	Hobli	Maize (Makka)	IRR			Taluk Level	24	4515.16		
19	ChamarajNagar	ChamarajaNagara	KASABA	Hobli	Maize (Makka)	IRR	10	5735.87					

Government of Karnataka
Directorate of Economics and Statistics
Hobli Level Average Yield data for Kharif season 2019-20

S.N	District	Taluk	Insurance Unit (hobli/ GP)	GP/HO BLI	Crop	IRR- RF	No_CCE Conducted	Average Yield(Kg/ Ha)	Name_Of Higher_Level	No_cce Conducted Higher	Higher average Yield(Kg/Ha)	Neighbouring Yield	Tech-based Yield
20	ChamarajNagar	ChamarajaNagara	SANTEMARAHALLI	Hobli	Maize (Makka)	IRR			Taluk Level	24	4515.16		
21	ChamarajNagar	ChamarajaNagara	CHANDAKAVADI	Hobli	Onion	IRR			Taluk Level	20	11036.80		
22	ChamarajNagar	ChamarajaNagara	HARADANAHALLI	Hobli	Onion	IRR			Taluk Level	20	11036.80		
23	ChamarajNagar	ChamarajaNagara	KASABA	Hobli	Onion	IRR			Taluk Level	20	11036.80		
24	ChamarajNagar	ChamarajaNagara	CHANDAKAVADI	Hobli	PADDY	IRR			Taluk Level	20	4393.21		
25	ChamarajNagar	ChamarajaNagara	KASABA	Hobli	PADDY	IRR			Taluk Level	20	4393.21		
26	ChamarajNagar	ChamarajaNagara	SANTEMARAHALLI	Hobli	PADDY	IRR	10	4761.76					
27	ChamarajNagar	ChamarajaNagara	HARADANAHALLI	Hobli	Pigeon pea (red gram/arhar/tur)	RF			Taluk Level	19	684.07		
28	ChamarajNagar	ChamarajaNagara	HARAVE	Hobli	Pigeon pea (red gram/arhar/tur)	RF			Taluk Level	19	684.07		
29	ChamarajNagar	ChamarajaNagara	KASABA	Hobli	Pigeon pea (red gram/arhar/tur)	RF			Taluk Level	19	684.07		
30	ChamarajNagar	ChamarajaNagara	HARADANAHALLI	Hobli	Potato	IRR	10	15374.00					
31	ChamarajNagar	ChamarajaNagara	CHANDAKAVADI	Hobli	RAGI	IRR			Taluk Level	21	1936.55		
32	ChamarajNagar	ChamarajaNagara	HARAVE	Hobli	RAGI	IRR			Taluk Level	21	1936.55		
33	ChamarajNagar	ChamarajaNagara	KASABA	Hobli	RAGI	IRR			Taluk Level	21	1936.55		
34	ChamarajNagar	ChamarajaNagara	SANTEMARAHALLI	Hobli	RAGI	IRR			Taluk Level	21	1936.55		
35	ChamarajNagar	ChamarajaNagara	CHANDAKAVADI	Hobli	RAGI	RF			Taluk Level	40	1277.39		
36	ChamarajNagar	ChamarajaNagara	HARADANAHALLI	Hobli	RAGI	RF	10	980.36					
37	ChamarajNagar	ChamarajaNagara	HARAVE	Hobli	RAGI	RF			Taluk Level	40	1277.39		
38	ChamarajNagar	ChamarajaNagara	KASABA	Hobli	RAGI	RF			Taluk Level	40	1277.39		

Government of Karnataka
Directorate of Economics and Statistics
Hobli Level Average Yield data for Kharif season 2019-20

S.N	District	Taluk	Insurance Unit (hobli/ GP)	GP/HO BLI	Crop	IRR RF	No_CCE Conducted	Average Yield(Kg/ Ha)	Name_Of_Higher_Level	No_cce Conducted_Higher	Higher average Yield(Kg/Ha)	Neighbouring Yield	Tech. based Yield
39	ChamarajNagar	ChamarajaNagara	SANTEMARAHALLI	Hobli	RAGI	RF			Taluk Level	40	1277.39		
40	ChamarajNagar	ChamarajaNagara	CHANDAKAVADI	Hobli	Sesame (Gingelly/Til)/Sesamum	RF			Taluk Level	20	565.91		
41	ChamarajNagar	ChamarajaNagara	HARADANAHALLI	Hobli	Sesame (Gingelly/Til)/Sesamum	RF			Taluk Level	20	565.91		
42	ChamarajNagar	ChamarajaNagara	HARAVE	Hobli	Sesame (Gingelly/Til)/Sesamum	RF			Taluk Level	20	565.91		
43	ChamarajNagar	ChamarajaNagara	SANTEMARAHALLI	Hobli	Sesame (Gingelly/Til)/Sesamum	RF			Taluk Level	20	565.91		
44	ChamarajNagar	ChamarajaNagara	CHANDAKAVADI	Hobli	Sorghum (Jowar/Great Millet)	RF			Taluk Level	32	582.87		
45	ChamarajNagar	ChamarajaNagara	HARADANAHALLI	Hobli	Sorghum (Jowar/Great Millet)	RF			Taluk Level	32	582.87		
46	ChamarajNagar	ChamarajaNagara	HARAVE	Hobli	Sorghum (Jowar/Great Millet)	RF	10	549.82					
47	ChamarajNagar	ChamarajaNagara	KASABA	Hobli	Sorghum (Jowar/Great Millet)	RF			Taluk Level	32	582.87		
48	ChamarajNagar	ChamarajaNagara	SANTEMARAHALLI	Hobli	Sorghum (Jowar/Great Millet)	RF			Taluk Level	32	582.87		
49	ChamarajNagar	ChamarajaNagara	CHANDAKAVADI	Hobli	Sugarcane	IRR			Taluk Level	23	85659.60		
50	ChamarajNagar	ChamarajaNagara	HARADANAHALLI	Hobli	Sugarcane	IRR			Taluk Level	23	85659.60		
51	ChamarajNagar	ChamarajaNagara	HARAVE	Hobli	Sugarcane	IRR			Taluk Level	23	85659.60		
52	ChamarajNagar	ChamarajaNagara	KASABA	Hobli	Sugarcane	IRR			Taluk Level	23	85659.60		
53	ChamarajNagar	ChamarajaNagara	SANTEMARAHALLI	Hobli	Sugarcane	IRR			Taluk Level	23	85659.60		
54	ChamarajNagar	ChamarajaNagara	CHANDAKAVADI	Hobli	SUNFLOWER	RF			Taluk Level	32	714.11		
55	ChamarajNagar	ChamarajaNagara	HARADANAHALLI	Hobli	SUNFLOWER	RF			Taluk Level	32	714.11		
56	ChamarajNagar	ChamarajaNagara	HARAVE	Hobli	SUNFLOWER	RF			Taluk Level	32	714.11		
57	ChamarajNagar	ChamarajaNagara	KASABA	Hobli	SUNFLOWER	RF			Taluk Level	32	714.11		

Government of Karnataka
Directorate of Economics and Statistics
Hobli Level Average Yield data for Kharif season 2019-20

S.N	District	Taluk	Insurance Unit (hobli/ GP)	GP/HO BLI	Crop	IRR RF	No_CCE_Conducted	Average Yield(Kg/ Ha)	Name_Of_Higher_Level	No_cce_Conducted_Higher	Higher average Yield(Kg/Ha)	Neighbouring Yield	Tech. based Yield
58	ChamarajNagar	ChamarajaNagara	SANTEMARAHALLI	Hobli	SUNFLOWER	RF			Taluk Level	32	714.11		
59	ChamarajNagar	ChamarajaNagara	CHANDAKAVADI	Hobli	Tomato	NS			Taluk Level	46	14619.79		
60	ChamarajNagar	ChamarajaNagara	HARADANAHALLI	Hobli	Tomato	NS			Taluk Level	46	14619.79		
61	ChamarajNagar	ChamarajaNagara	HARAVE	Hobli	Tomato	NS	10	17115.36					
62	ChamarajNagar	ChamarajaNagara	KASABA	Hobli	Tomato	NS	10	14072.52					
63	ChamarajNagar	ChamarajaNagara	SANTEMARAHALLI	Hobli	Tomato	NS	10	11625.40					
64	ChamarajNagar	ChamarajaNagara	CHANDAKAVADI	Hobli	Turmeric	NS			Taluk Level	46	33351.31		
65	ChamarajNagar	ChamarajaNagara	HARADANAHALLI	Hobli	Turmeric	NS	10	43304.27					
66	ChamarajNagar	ChamarajaNagara	HARAVE	Hobli	Turmeric	NS			Taluk Level	46	33351.31		
67	ChamarajNagar	ChamarajaNagara	KASABA	Hobli	Turmeric	NS	10	32079.70					
68	ChamarajNagar	ChamarajaNagara	SANTEMARAHALLI	Hobli	Turmeric	NS			Taluk Level	46	33351.31		
69	ChamarajNagar	Gundlupet	BEGURU	Hobli	COTTON	RF			Taluk Level	29	258.06		
70	ChamarajNagar	Gundlupet	HANGALA	Hobli	COTTON	RF			Taluk Level	29	258.06		
71	ChamarajNagar	Gundlupet	KASABA	Hobli	COTTON	RF			Taluk Level	29	258.06		
72	ChamarajNagar	Gundlupet	TERAKANAMBI	Hobli	COTTON	RF			Taluk Level	29	258.06		
73	ChamarajNagar	Gundlupet	BEGURU	Hobli	Cowpea/Alasande	RF			Taluk Level	26	334.84		
74	ChamarajNagar	Gundlupet	HANGALA	Hobli	Cowpea/Alasande	RF			Taluk Level	26	334.84		
75	ChamarajNagar	Gundlupet	KASABA	Hobli	Cowpea/Alasande	RF			Taluk Level	26	334.84		
76	ChamarajNagar	Gundlupet	TERAKANAMBI	Hobli	Cowpea/Alasande	RF			Taluk Level	26	334.84		

Government of Karnataka
Directorate of Economics and Statistics
Hobli Level Average Yield data for Kharif season 2019-20

S.N	District	Taluk	Insurance Unit (hobli/ GP)	GP/HO BLI	Crop	IRR RF	No_CCE Conducted	Average Yield(Kg/Ha)	Name_Of_Higher_Level	No_cce Conducted_Higher	Higher average Yield(Kg/Ha)	Neighbouring Yield	Tech. based Yield
77	ChamarajNagar	Gundlupet	BEGURU	Hobli	GROUNDNUT	RF			Taluk Level	28	1327.76		
78	ChamarajNagar	Gundlupet	HANGALA	Hobli	GROUNDNUT	RF	10	1342.33					
79	ChamarajNagar	Gundlupet	KASABA	Hobli	GROUNDNUT	RF	10	1554.33					
80	ChamarajNagar	Gundlupet	TERAKANAMBI	Hobli	GROUNDNUT	RF			Taluk Level	28	1327.76		
81	ChamarajNagar	Gundlupet	HANGALA	Hobli	Horse Gram (kulthi/kultha)	RF	10	728.95					
82	ChamarajNagar	Gundlupet	KASABA	Hobli	Horse Gram (kulthi/kultha)	RF	10	1032.52					
83	ChamarajNagar	Gundlupet	HANGALA	Hobli	Maize (Makka)	IRR			Taluk Level	22	4157.42		
84	ChamarajNagar	Gundlupet	KASABA	Hobli	Maize (Makka)	IRR			Taluk Level	22	4157.42		
85	ChamarajNagar	Gundlupet	TERAKANAMBI	Hobli	Maize (Makka)	IRR			Taluk Level	22	4157.42		
86	ChamarajNagar	Gundlupet	BEGURU	Hobli	Maize (Makka)	RF			Taluk Level	29	3587.40		
87	ChamarajNagar	Gundlupet	HANGALA	Hobli	Maize (Makka)	RF			Taluk Level	29	3587.40		
88	ChamarajNagar	Gundlupet	KASABA	Hobli	Maize (Makka)	RF	10	4454.45					
89	ChamarajNagar	Gundlupet	TERAKANAMBI	Hobli	Maize (Makka)	RF			Taluk Level	29	3587.40		
90	ChamarajNagar	Gundlupet	BEGURU	Hobli	Onion	IRR			Taluk Level	30	14235.33		
91	ChamarajNagar	Gundlupet	HANGALA	Hobli	Onion	IRR			Taluk Level	30	14235.33		
92	ChamarajNagar	Gundlupet	KASABA	Hobli	Onion	IRR			Taluk Level	30	14235.33		
93	ChamarajNagar	Gundlupet	TERAKANAMBI	Hobli	Onion	IRR			Taluk Level	30	14235.33		
94	ChamarajNagar	Gundlupet	BEGURU	Hobli	Pigeon pea (red gram/arhar/tur)	RF			Taluk Level	30	845.58		
95	ChamarajNagar	Gundlupet	HANGALA	Hobli	Pigeon pea (red gram/arhar/tur)	RF			Taluk Level	30	845.58		

Government of Karnataka
Directorate of Economics and Statistics
Hobli Level Average Yield data for Kharif season 2019-20

S.N	District	Taluk	Insurance Unit (hobli/ GP)	GP/HO BLI	Crop	IRR RF	No_CCE Conducted	Average Yield(Kg/ Ha)	Name_Of Higher_Level	No_cce Conducted Higher	Higher average Yield(Kg/Ha)	Neighbouring Yield	Tech-based Yield
96	ChamarajNagar	Gundlupet	KASABA	Hobli	Pigeon pea (red gram/arhar/tur)	RF			Taluk Level	30	845.58		
97	ChamarajNagar	Gundlupet	TERAKANAMBI	Hobli	Pigeon pea (red gram/arhar/tur)	RF			Taluk Level	30	845.58		
98	ChamarajNagar	Gundlupet	BEGURU	Hobli	RAGI	RF	10	1360.03					
99	ChamarajNagar	Gundlupet	HANGALA	Hobli	RAGI	RF			Taluk Level	27	1532.67		
100	ChamarajNagar	Gundlupet	KASABA	Hobli	RAGI	RF			Taluk Level	27	1532.67		
101	ChamarajNagar	Gundlupet	TERAKANAMBI	Hobli	RAGI	RF			Taluk Level	27	1532.67		
102	ChamarajNagar	Gundlupet	TERAKANAMBI	Hobli	Sesame (Gingelly/Til)/Sesamum	RF			District Level	38	455.37		
103	ChamarajNagar	Gundlupet	KASABA	Hobli	Sorghum (Jowar/Great Millet)	IRR			Taluk Level	6	2749.54		
104	ChamarajNagar	Gundlupet	TERAKANAMBI	Hobli	Sorghum (Jowar/Great Millet)	IRR			Taluk Level	6	2749.54		
105	ChamarajNagar	Gundlupet	TERAKANAMBI	Hobli	SUNFLOWER	IRR			Taluk Level	6	2443.82		
106	ChamarajNagar	Gundlupet	BEGURU	Hobli	Tomato	NS			Taluk Level	23	14031.13		
107	ChamarajNagar	Gundlupet	HANGALA	Hobli	Tomato	NS			Taluk Level	23	14031.13		
108	ChamarajNagar	Gundlupet	KASABA	Hobli	Tomato	NS			Taluk Level	23	14031.13		
109	ChamarajNagar	Gundlupet	TERAKANAMBI	Hobli	Tomato	NS			Taluk Level	23	14031.13		
110	ChamarajNagar	Gundlupet	BEGURU	Hobli	Turmeric	NS			Taluk Level	35	30960.63		
111	ChamarajNagar	Gundlupet	HANGALA	Hobli	Turmeric	NS	10	31443.60					
112	ChamarajNagar	Gundlupet	KASABA	Hobli	Turmeric	NS			Taluk Level	35	30960.63		
113	ChamarajNagar	Gundlupet	TERAKANAMBI	Hobli	Turmeric	NS			Taluk Level	35	30960.63		
114	ChamarajNagar	Hanur	HANURU	Hobli	COTTON	RF			Taluk Level	10	243.26		

Government of Karnataka
Directorate of Economics and Statistics
Hobli Level Average Yield data for Kharif season 2019-20

S.N	District	Taluk	Insurance Unit (hobli/ GP)	GP/HO BLI	Crop	IRR_RF	No_CCE_Conducted	Average Yield(Kg/ Ha)	Name_Of_Higher_Level	No_cce Conducted_Higher	Higher average Yield(Kg/Ha)	Neighbouring Yield	Tech. based Yield
115	ChamarajNagar	Hanur	LOKKANAHALLI	Hobli	COTTON	RF			Taluk Level	10	243.26		
116	ChamarajNagar	Hanur	RAMAPURA	Hobli	COTTON	RF			Taluk Level	10	243.26		
117	ChamarajNagar	Hanur	HANURU	Hobli	GROUNDNUT	RF			Taluk Level	4	1312.17		
118	ChamarajNagar	Hanur	LOKKANAHALLI	Hobli	GROUNDNUT	RF			Taluk Level	4	1312.17		
119	ChamarajNagar	Hanur	RAMAPURA	Hobli	GROUNDNUT	RF			Taluk Level	4	1312.17		
120	ChamarajNagar	Hanur	HANURU	Hobli	Maize (Makka)	IRR	10	5693.03					
121	ChamarajNagar	Hanur	LOKKANAHALLI	Hobli	Maize (Makka)	IRR	10	5542.85					
122	ChamarajNagar	Hanur	RAMAPURA	Hobli	Maize (Makka)	IRR	10	5771.79					
123	ChamarajNagar	Hanur	HANURU	Hobli	Onion	IRR			Taluk Level	19	10070.53		
124	ChamarajNagar	Hanur	LOKKANAHALLI	Hobli	Onion	IRR			Taluk Level	19	10070.53		
125	ChamarajNagar	Hanur	RAMAPURA	Hobli	Onion	IRR			Taluk Level	19	10070.53		
126	ChamarajNagar	Hanur	HANURU	Hobli	Pearl Millet (Bajra/Bulrush Millet/Spiked Millet)	IRR			Taluk Level	9	2084.80		
127	ChamarajNagar	Hanur	HANURU	Hobli	Pearl Millet (Bajra/Bulrush Millet/Spiked Millet)	RF	10	2734.52					
128	ChamarajNagar	Hanur	HANURU	Hobli	Pigeon pea (red gram/arhar/tur)	RF			District Level	49	782.95		
129	ChamarajNagar	Hanur	LOKKANAHALLI	Hobli	Pigeon pea (red gram/arhar/tur)	RF			District Level	49	782.95		
130	ChamarajNagar	Hanur	LOKKANAHALLI	Hobli	Potato	IRR			Taluk Level	9	10371.85		
131	ChamarajNagar	Hanur	HANURU	Hobli	RAGI	IRR			Taluk Level	2	2367.11		
132	ChamarajNagar	Hanur	LOKKANAHALLI	Hobli	RAGI	IRR			Taluk Level	2	2367.11		

Government of Karnataka
Directorate of Economics and Statistics
Hobli Level Average Yield data for Kharif season 2019-20

S.N	District	Taluk	Insurance Unit (hobli/ GP)	GP/HO BLI	Crop	IRR_RF	No_CCE_Conducted	Average Yield(Kg/Ha)	Name_Of_Higher_Level	No_cce Conducted_Higher	Higher average Yield(Kg/Ha)	Neighbouring Yield	Tech. based Yield
133	ChamarajNagar	Hanur	RAMAPURA	Hobli	RAGI	IRR			Taluk Level	2	2367.11		
134	ChamarajNagar	Hanur	HANURU	Hobli	Sesame (Gingelly/Til)/Sesamum	RF	10	245.72					
135	ChamarajNagar	Hanur	HANURU	Hobli	Sugarcane	IRR			District Level	54	94416.20		
136	ChamarajNagar	Hanur	LOKKANAHALLI	Hobli	Sugarcane	IRR			District Level	54	94416.20		
137	ChamarajNagar	Hanur	RAMAPURA	Hobli	Sugarcane	IRR			District Level	54	94416.20		
138	ChamarajNagar	Hanur	HANURU	Hobli	Tomato	NS	10	11388.00					
139	ChamarajNagar	Hanur	LOKKANAHALLI	Hobli	Tomato	NS	10	5928.00					
140	ChamarajNagar	Hanur	HANURU	Hobli	Turmeric	NS	10	32820.00					
141	ChamarajNagar	Hanur	LOKKANAHALLI	Hobli	Turmeric	NS	10	31974.04					
142	ChamarajNagar	Hanur	RAMAPURA	Hobli	Turmeric	NS	10	32568.00					
143	ChamarajNagar	Kollegala	KASABA	Hobli	Black Gram (urd bean)	RF			Taluk Level	12	119.77		
144	ChamarajNagar	Kollegala	PALYA	Hobli	Black Gram (urd bean)	RF			Taluk Level	12	119.77		
145	ChamarajNagar	Kollegala	KASABA	Hobli	Green Gram (Moong Bean/ Moong)	RF			Taluk Level	14	119.08		
146	ChamarajNagar	Kollegala	PALYA	Hobli	Green Gram (Moong Bean/ Moong)	RF			Taluk Level	14	119.08		
147	ChamarajNagar	Kollegala	PALYA	Hobli	GROUNDNUT	RF	10	1602.94					
148	ChamarajNagar	Kollegala	KASABA	Hobli	Maize (Makka)	IRR			Taluk Level	16	5460.81		
149	ChamarajNagar	Kollegala	PALYA	Hobli	Maize (Makka)	IRR	10	4850.57					
150	ChamarajNagar	Kollegala	KASABA	Hobli	Onion	IRR	10	9054.40					
151	ChamarajNagar	Kollegala	PALYA	Hobli	Onion	IRR	10	9813.00					

Government of Karnataka
Directorate of Economics and Statistics
Hobli Level Average Yield data for Kharif season 2019-20

S.N	District	Taluk	Insurance Unit (hobli/ GP)	GP/HO BLI	Crop	IRR_RF	No_CCE_Conducted	Average Yield(Kg/ Ha)	Name_Of_Higher_Level	No_cce_Conducted_Higher	Higher average Yield(Kg/Ha)	Neighbouring Yield	Tech. based Yield
152	ChamarajNagar	Kollegala	KASABA	Hobli	PADDY	IRR	10	5459.66					
153	ChamarajNagar	Kollegala	PALYA	Hobli	PADDY	IRR	10	5424.78					
154	ChamarajNagar	Kollegala	KASABA	Hobli	RAGI	IRR			Taluk Level	16	2496.48		
155	ChamarajNagar	Kollegala	PALYA	Hobli	RAGI	IRR			Taluk Level	16	2496.48		
156	ChamarajNagar	Kollegala	KASABA	Hobli	Sesame (Gingelly/Til)/Sesamum	RF			Taluk Level	8	441.10		
157	ChamarajNagar	Kollegala	PALYA	Hobli	Sesame (Gingelly/Til)/Sesamum	RF			Taluk Level	8	441.10		
158	ChamarajNagar	Kollegala	KASABA	Hobli	Sugarcane	IRR			Taluk Level	15	65648.00		
159	ChamarajNagar	Kollegala	PALYA	Hobli	Sugarcane	IRR			Taluk Level	15	65648.00		
160	ChamarajNagar	Kollegala	KASABA	Hobli	Tomato	NS	10	10228.00					
161	ChamarajNagar	Kollegala	PALYA	Hobli	Tomato	NS	10	11885.80					
162	ChamarajNagar	Kollegala	KASABA	Hobli	Turmeric	NS	10	30501.12					
163	ChamarajNagar	Kollegala	PALYA	Hobli	Turmeric	NS	10	31441.92					
164	ChamarajNagar	Yalandur	AGARA	Hobli	Black Gram (urd bean)	RF			Taluk Level	10	241.24		
165	ChamarajNagar	Yalandur	KASABA	Hobli	Black Gram (urd bean)	RF			Taluk Level	10	241.24		
166	ChamarajNagar	Yalandur	AGARA	Hobli	Green Gram (Moong Bean/ Moong)	RF			Taluk Level	10	399.45		
167	ChamarajNagar	Yalandur	KASABA	Hobli	Green Gram (Moong Bean/ Moong)	RF			Taluk Level	10	399.45		
168	ChamarajNagar	Yalandur	AGARA	Hobli	Maize (Makka)	IRR	10	6029.61					
169	ChamarajNagar	Yalandur	KASABA	Hobli	Maize (Makka)	IRR			Taluk Level	18	5774.88		
170	ChamarajNagar	Yalandur	AGARA	Hobli	Maize (Makka)	RF	10	4134.86					

Government of Karnataka
Directorate of Economics and Statistics
Hobli Level Average Yield data for Kharif season 2019-20

S.N	District	Taluk	Insurance Unit (hobli/ GP)	GP/HO BLI	Crop	IRR_RRF	No_CCE_Conducted	Average Yield(Kg/Ha)	Name_Of_Higher_Level	No_cce_Conducted_Higher	Higher average Yield(Kg/Ha)	Neighbouring Yield	Tech. based Yield
171	ChamarajNagar	Yalandur	KASABA	Hobli	Maize (Makka)	RF			Taluk Level	18	4056.88		
172	ChamarajNagar	Yalandur	AGARA	Hobli	RAGI	IRR			Taluk Level	14	2572.90		
173	ChamarajNagar	Yalandur	KASABA	Hobli	RAGI	IRR	10	2603.72					
174	ChamarajNagar	Yalandur	AGARA	Hobli	RAGI	RF			Taluk Level	14	1761.97		
175	ChamarajNagar	Yalandur	KASABA	Hobli	RAGI	RF			Taluk Level	14	1761.97		
176	ChamarajNagar	Yalandur	AGARA	Hobli	Sugarcane	IRR			Taluk Level	16	133974.00		
177	ChamarajNagar	Yalandur	KASABA	Hobli	Sugarcane	IRR			Taluk Level	16	133974.00		


Director

Directorate of Economics and Statistics



Government of Karnataka
Directorate of Economics and Statistics
Hobli Level Average Yield data for Kharif season 2019-20

S.N	District	Taluk	Insurance Unit (hobli/ GP)	GP/HO BLI	Crop	IRR RF	No_CCE Conducted	Average Yield(Kg/ Ha)	Name_Of_Higher_Level	No_cce Conducted Higher	Higher average Yield(Kg/Ha)	Neighbouring Yield	Tech-based Yield
1	Chikkaballapur	Bagepalli	CHELURU	Hobli	Avare/Field bean	RF			Taluk Level	38	1188.91		
2	Chikkaballapur	Bagepalli	GULURU	Hobli	Avare/Field bean	RF	10	637.96					
3	Chikkaballapur	Bagepalli	KASABA	Hobli	Avare/Field bean	RF			Taluk Level	38	1188.91		
4	Chikkaballapur	Bagepalli	MITTEMARI	Hobli	Avare/Field bean	RF	10	2309.56					
5	Chikkaballapur	Bagepalli	PATAPALYA	Hobli	Avare/Field bean	RF			Taluk Level	38	1188.91		
6	Chikkaballapur	Bagepalli	CHELURU	Hobli	Horse Gram (kulthi/kultha)	RF	10	579.77					
7	Chikkaballapur	Bagepalli	GULURU	Hobli	Horse Gram (kulthi/kultha)	RF			Taluk Level	44	888.24		
8	Chikkaballapur	Bagepalli	KASABA	Hobli	Horse Gram (kulthi/kultha)	RF	10	1011.07					
9	Chikkaballapur	Bagepalli	MITTEMARI	Hobli	Horse Gram (kulthi/kultha)	RF			Taluk Level	44	888.24		
10	Chikkaballapur	Bagepalli	PATAPALYA	Hobli	Horse Gram (kulthi/kultha)	RF			Taluk Level	44	888.24		
11	Chikkaballapur	Bagepalli	CHELURU	Hobli	Maize (Makka)	IRR			Taluk Level	44	4204.11		
12	Chikkaballapur	Bagepalli	GULURU	Hobli	Maize (Makka)	IRR	10	3803.96					
13	Chikkaballapur	Bagepalli	KASABA	Hobli	Maize (Makka)	IRR	10	4774.12					
14	Chikkaballapur	Bagepalli	MITTEMARI	Hobli	Maize (Makka)	IRR			Taluk Level	44	4204.11		
15	Chikkaballapur	Bagepalli	PATAPALYA	Hobli	Maize (Makka)	IRR	10	3618.92					
16	Chikkaballapur	Bagepalli	CHELURU	Hobli	Onion	IRR	10	4672.80					
17	Chikkaballapur	Bagepalli	CHELURU	Hobli	PADDY	IRR			Taluk Level	20	5097.96		
18	Chikkaballapur	Bagepalli	GULURU	Hobli	PADDY	IRR			Taluk Level	20	5097.96		
19	Chikkaballapur	Bagepalli	KASABA	Hobli	PADDY	IRR			Taluk Level	20	5097.96		

Government of Karnataka
Directorate of Economics and Statistics
Hobli Level Average Yield data for Kharif season 2019-20

S.N	District	Taluk	Insurance Unit (hobli/ GP)	GP/HO BLI	Crop	IRR RF	No_CCE Conducted	Average Yield(Kg/ Ha)	Name_Of_Higher_Level	No_cce Conducted_Higher	Higher average Yield(Kg/Ha)	Neighbouring Yield	Tech. based Yield
20	Chikkaballapur	Bagepalli	MITTEMARI	Hobli	PADDY	IRR			Taluk Level	20	5097.96		
21	Chikkaballapur	Bagepalli	PATAPALYA	Hobli	PADDY	IRR			Taluk Level	20	5097.96		
22	Chikkaballapur	Bagepalli	CHELURU	Hobli	Pigeon pea (red gram/arhar/tur)	RF	10	767.50					
23	Chikkaballapur	Bagepalli	GULURU	Hobli	Pigeon pea (red gram/arhar/tur)	RF	10	771.81					
24	Chikkaballapur	Bagepalli	KASABA	Hobli	Pigeon pea (red gram/arhar/tur)	RF	10	653.48					
25	Chikkaballapur	Bagepalli	MITTEMARI	Hobli	Pigeon pea (red gram/arhar/tur)	RF	10	815.89					
26	Chikkaballapur	Bagepalli	PATAPALYA	Hobli	Pigeon pea (red gram/arhar/tur)	RF	10	1538.20					
27	Chikkaballapur	Bagepalli	CHELURU	Hobli	RAGI	IRR			Taluk Level	18	2040.82		
28	Chikkaballapur	Bagepalli	PATAPALYA	Hobli	RAGI	IRR	10	2256.18					
29	Chikkaballapur	Bagepalli	CHELURU	Hobli	RAGI	RF			Taluk Level	40	1721.83		
30	Chikkaballapur	Bagepalli	GULURU	Hobli	RAGI	RF	10	1426.16					
31	Chikkaballapur	Bagepalli	KASABA	Hobli	RAGI	RF	10	1541.24					
32	Chikkaballapur	Bagepalli	MITTEMARI	Hobli	RAGI	RF	10	2250.78					
33	Chikkaballapur	Bagepalli	PATAPALYA	Hobli	RAGI	RF			Taluk Level	40	1721.83		
34	Chikkaballapur	Bagepalli	CHELURU	Hobli	Tomato	NS	10	13804.00					
35	Chikkaballapur	Bagepalli	GULURU	Hobli	Tomato	NS	10	9850.00					
36	Chikkaballapur	Bagepalli	KASABA	Hobli	Tomato	NS	10	18926.00					
37	Chikkaballapur	Bagepalli	PATAPALYA	Hobli	Tomato	NS	10	10944.00					
38	Chikkaballapur	Chikballapur	KASABA	Hobli	Avare/Field bean	RF			Taluk Level	26	1435.23		

Government of Karnataka
Directorate of Economics and Statistics
Hobli Level Average Yield data for Kharif season 2019-20

S.N	District	Taluk	Insurance Unit (hobli/ GP)	GP/HO BLI	Crop	IRR- RF	No_CCE Conducted	Average Yield(Kg/ Ha)	Name_Of_Higher_Level	No_cce Conducted_Higher	Higher average Yield(Kg/Ha)	Neighbouring Yield	Tech-based Yield
39	Chikkaballapur	Chikballapur	MANDIKALLU	Hobli	Avare/Field bean	RF	10	618.92					
40	Chikkaballapur	Chikballapur	NANDI	Hobli	Avare/Field bean	RF	10	927.34					
41	Chikkaballapur	Chikballapur	KASABA	Hobli	GROUNDNUT	RF			Taluk Level	22	1690.81		
42	Chikkaballapur	Chikballapur	MANDIKALLU	Hobli	GROUNDNUT	RF	10	1617.98					
43	Chikkaballapur	Chikballapur	NANDI	Hobli	GROUNDNUT	RF			Taluk Level	22	1690.81		
44	Chikkaballapur	Chikballapur	MANDIKALLU	Hobli	Horse Gram (kulthi/kultha)	RF			Taluk Level	7	995.03		
45	Chikkaballapur	Chikballapur	NANDI	Hobli	Horse Gram (kulthi/kultha)	RF			Taluk Level	7	995.03		
46	Chikkaballapur	Chikballapur	KASABA	Hobli	Maize (Makka)	IRR			Taluk Level	16	2611.01		
47	Chikkaballapur	Chikballapur	MANDIKALLU	Hobli	Maize (Makka)	IRR	10	2980.41					
48	Chikkaballapur	Chikballapur	NANDI	Hobli	Maize (Makka)	IRR			Taluk Level	16	2611.01		
49	Chikkaballapur	Chikballapur	KASABA	Hobli	Maize (Makka)	RF			Taluk Level	14	2827.39		
50	Chikkaballapur	Chikballapur	MANDIKALLU	Hobli	Maize (Makka)	RF			Taluk Level	14	2827.39		
51	Chikkaballapur	Chikballapur	NANDI	Hobli	Maize (Makka)	RF			Taluk Level	14	2827.39		
52	Chikkaballapur	Chikballapur	KASABA	Hobli	Onion	IRR			Taluk Level	12	11643.33		
53	Chikkaballapur	Chikballapur	NANDI	Hobli	Onion	IRR			Taluk Level	12	11643.33		
54	Chikkaballapur	Chikballapur	MANDIKALLU	Hobli	PADDY	IRR			Taluk Level	6	2296.99		
55	Chikkaballapur	Chikballapur	KASABA	Hobli	Pigeon pea (red gram/arhar/tur)	RF			Taluk Level	18	585.90		
56	Chikkaballapur	Chikballapur	MANDIKALLU	Hobli	Pigeon pea (red gram/arhar/tur)	RF	10	770.04					
57	Chikkaballapur	Chikballapur	NANDI	Hobli	Pigeon pea (red gram/arhar/tur)	RF			Taluk Level	18	585.90		

Government of Karnataka
Directorate of Economics and Statistics
Hobli Level Average Yield data for Kharif season 2019-20

S.N	District	Taluk	Insurance Unit (hobli/ GP)	GP/HO BLI	Crop	IRR RF	No CCE Conducted	Average Yield(Kg/ Ha)	Name Of Higher Level	No cce Conducted Higher	Higher average Yield(Kg/Ha)	Neighbouring Yield	Tech based Yield
58	Chikkaballapur	Chikballapur	KASABA	Hobli	RAGI	IRR			Taluk Level	22	2711.05		
59	Chikkaballapur	Chikballapur	MANDIKALLU	Hobli	RAGI	IRR	10	2933.62					
60	Chikkaballapur	Chikballapur	NANDI	Hobli	RAGI	IRR			Taluk Level	22	2711.05		
61	Chikkaballapur	Chikballapur	KASABA	Hobli	Tomato	NS	10	17092.00					
62	Chikkaballapur	Chikballapur	NANDI	Hobli	Tomato	NS			Taluk Level	18	12205.67		
63	Chikkaballapur	Chinthamani	AMBAJIDURGA	Hobli	Avare/Field bean	RF	10	939.15					
64	Chikkaballapur	Chinthamani	CHILAKALANERPU	Hobli	Avare/Field bean	RF	10	542.79					
65	Chikkaballapur	Chinthamani	KAIVARA	Hobli	Avare/Field bean	RF			Taluk Level	55	753.43		
66	Chikkaballapur	Chinthamani	KASABA	Hobli	Avare/Field bean	RF	10	970.41					
67	Chikkaballapur	Chinthamani	MUNGANAHALLI	Hobli	Avare/Field bean	RF			Taluk Level	55	753.43		
68	Chikkaballapur	Chinthamani	MURAGAMALLA	Hobli	Avare/Field bean	RF	10	611.21					
69	Chikkaballapur	Chinthamani	AMBAJIDURGA	Hobli	GROUNDNUT	RF	10	1245.44					
70	Chikkaballapur	Chinthamani	CHILAKALANERPU	Hobli	GROUNDNUT	RF	10	810.23					
71	Chikkaballapur	Chinthamani	KAIVARA	Hobli	GROUNDNUT	RF			Taluk Level	46	947.00		
72	Chikkaballapur	Chinthamani	KASABA	Hobli	GROUNDNUT	RF			Taluk Level	46	947.00		
73	Chikkaballapur	Chinthamani	MUNGANAHALLI	Hobli	GROUNDNUT	RF	10	867.63					
74	Chikkaballapur	Chinthamani	MURAGAMALLA	Hobli	GROUNDNUT	RF			Taluk Level	46	947.00		
75	Chikkaballapur	Chinthamani	AMBAJIDURGA	Hobli	Horse Gram (kulthi/kultha)	RF	10	487.40					
76	Chikkaballapur	Chinthamani	CHILAKALANERPU	Hobli	Horse Gram (kulthi/kultha)	RF	10	753.76					

Government of Karnataka
Directorate of Economics and Statistics
Hobli Level Average Yield data for Kharif season 2019-20

S.N	District	Taluk	Insurance Unit (hobli/ GP)	GP/HO BLI	Crop	IRR RF	No_CCE Conducted	Average Yield(Kg/ Ha)	Name_Of_Higher_Level	No_cce Conducted_Higher	Higher average Yield(Kg/Ha)	Neighbouring Yield	Tech. based Yield
77	Chikkaballapur	Chinthamani	KAIVARA	Hobli	Horse Gram (kulthi/kultha)	RF	10	899.42					
78	Chikkaballapur	Chinthamani	KASABA	Hobli	Horse Gram (kulthi/kultha)	RF	10	935.69					
79	Chikkaballapur	Chinthamani	MUNGANAHALLI	Hobli	Horse Gram (kulthi/kultha)	RF	10	973.89					
80	Chikkaballapur	Chinthamani	MURAGAMALLA	Hobli	Horse Gram (kulthi/kultha)	RF	10	1366.98					
81	Chikkaballapur	Chinthamani	AMBAJIDURGA	Hobli	Maize (Makka)	RF			Taluk Level	34	1977.55		
82	Chikkaballapur	Chinthamani	CHILAKALANERPU	Hobli	Maize (Makka)	RF	10	2579.72					
83	Chikkaballapur	Chinthamani	KAIVARA	Hobli	Maize (Makka)	RF			Taluk Level	34	1977.55		
84	Chikkaballapur	Chinthamani	KASABA	Hobli	Maize (Makka)	RF			Taluk Level	34	1977.55		
85	Chikkaballapur	Chinthamani	MUNGANAHALLI	Hobli	Maize (Makka)	RF			Taluk Level	34	1977.55		
86	Chikkaballapur	Chinthamani	MURAGAMALLA	Hobli	Maize (Makka)	RF			Taluk Level	34	1977.55		
87	Chikkaballapur	Chinthamani	AMBAJIDURGA	Hobli	PADDY	IRR			Taluk Level	5	3792.70		
88	Chikkaballapur	Chinthamani	CHILAKALANERPU	Hobli	PADDY	IRR			Taluk Level	5	3792.70		
89	Chikkaballapur	Chinthamani	KAIVARA	Hobli	PADDY	IRR			Taluk Level	5	3792.70		
90	Chikkaballapur	Chinthamani	KASABA	Hobli	PADDY	IRR			Taluk Level	5	3792.70		
91	Chikkaballapur	Chinthamani	MUNGANAHALLI	Hobli	PADDY	IRR			Taluk Level	5	3792.70		
92	Chikkaballapur	Chinthamani	MURAGAMALLA	Hobli	PADDY	IRR			Taluk Level	5	3792.70		
93	Chikkaballapur	Chinthamani	AMBAJIDURGA	Hobli	Pigeon pea (red gram/arhar/tur)	RF			Taluk Level	39	364.21		
94	Chikkaballapur	Chinthamani	CHILAKALANERPU	Hobli	Pigeon pea (red gram/arhar/tur)	RF	10	266.76					
95	Chikkaballapur	Chinthamani	KAIVARA	Hobli	Pigeon pea (red gram/arhar/tur)	RF			Taluk Level	39	364.21		

Government of Karnataka
Directorate of Economics and Statistics
Hobli Level Average Yield data for Kharif season 2019-20

S.N	District	Taluk	Insurance Unit (hobli/ GP)	GP/HO BLI	Crop	IRR RF	No_CCE Conducted	Average Yield(Kg/Ha)	Name_Of Higher_Level	No_cce Conducted_Higher	Higher average Yield(Kg/Ha)	Neighbouring Yield	Tech-based Yield
96	Chikkaballapur	Chinthamani	KASABA	Hobli	Pigeon pea (red gram/arhar/tur)	RF			Taluk Level	39	364.21		
97	Chikkaballapur	Chinthamani	MUNGANAHALLI	Hobli	Pigeon pea (red gram/arhar/tur)	RF			Taluk Level	39	364.21		
98	Chikkaballapur	Chinthamani	MURAGAMALLA	Hobli	Pigeon pea (red gram/arhar/tur)	RF			Taluk Level	39	364.21		
99	Chikkaballapur	Chinthamani	AMBAJIDURGA	Hobli	RAGI	IRR			Taluk Level	43	2484.73		
100	Chikkaballapur	Chinthamani	CHILAKALANERPU	Hobli	RAGI	IRR			Taluk Level	43	2484.73		
101	Chikkaballapur	Chinthamani	KAIVARA	Hobli	RAGI	IRR			Taluk Level	43	2484.73		
102	Chikkaballapur	Chinthamani	KASABA	Hobli	RAGI	IRR	10	2558.26					
103	Chikkaballapur	Chinthamani	MUNGANAHALLI	Hobli	RAGI	IRR			Taluk Level	43	2484.73		
104	Chikkaballapur	Chinthamani	MURAGAMALLA	Hobli	RAGI	IRR			Taluk Level	43	2484.73		
105	Chikkaballapur	Chinthamani	CHILAKALANERPU	Hobli	Tomato	NS	10	10930.00					
106	Chikkaballapur	Chinthamani	KAIVARA	Hobli	Tomato	NS	10	11014.04					
107	Chikkaballapur	Chinthamani	KASABA	Hobli	Tomato	NS	10	14044.67					
108	Chikkaballapur	Chinthamani	MUNGANAHALLI	Hobli	Tomato	NS	10	13052.00					
109	Chikkaballapur	Gauribidanur	D PALYA	Hobli	Avare/Field bean	RF	10	1675.82					
110	Chikkaballapur	Gauribidanur	HOSURU	Hobli	Avare/Field bean	RF	10	914.92					
111	Chikkaballapur	Gauribidanur	KASABA	Hobli	Avare/Field bean	RF	10	571.69					
112	Chikkaballapur	Gauribidanur	MANCHENAHALLI	Hobli	Avare/Field bean	RF	10	959.37					
113	Chikkaballapur	Gauribidanur	NAGARAGERE	Hobli	Avare/Field bean	RF	10	1297.99					
114	Chikkaballapur	Gauribidanur	TONDEBAVI	Hobli	Avare/Field bean	RF	10	957.45					

Government of Karnataka
Directorate of Economics and Statistics
Hobli Level Average Yield data for Kharif season 2019-20

S.N	District	Taluk	Insurance Unit (hobli/ GP)	GP/HO BLI	Crop	IRR RF	No_CCE Conducted	Average Yield(Kg/Ha)	Name_Of_Higher_Level	No_cce Conducted Higher	Higher average Yield(Kg/Ha)	Neighbouring Yield	Tech-based Yield
115	Chikkaballapur	Gauribidanur	D PALYA	Hobli	Castor (Rehri, Rendi, Arandi)	RF			Taluk Level	28	373.51		
116	Chikkaballapur	Gauribidanur	HOSURU	Hobli	Castor (Rehri, Rendi, Arandi)	RF	10	277.98					
117	Chikkaballapur	Gauribidanur	KASABA	Hobli	Castor (Rehri, Rendi, Arandi)	RF			Taluk Level	28	373.51		
118	Chikkaballapur	Gauribidanur	MANCHENAHALLI	Hobli	Castor (Rehri, Rendi, Arandi)	RF			Taluk Level	28	373.51		
119	Chikkaballapur	Gauribidanur	NAGARAGERE	Hobli	Castor (Rehri, Rendi, Arandi)	RF			Taluk Level	28	373.51		
120	Chikkaballapur	Gauribidanur	TONDEBAVI	Hobli	Castor (Rehri, Rendi, Arandi)	RF			Taluk Level	28	373.51		
121	Chikkaballapur	Gauribidanur	D PALYA	Hobli	GROUNDNUT	RF	10	2163.48					
122	Chikkaballapur	Gauribidanur	HOSURU	Hobli	GROUNDNUT	RF	10	1364.83					
123	Chikkaballapur	Gauribidanur	KASABA	Hobli	GROUNDNUT	RF	10	1147.46					
124	Chikkaballapur	Gauribidanur	MANCHENAHALLI	Hobli	GROUNDNUT	RF	10	1724.92					
125	Chikkaballapur	Gauribidanur	NAGARAGERE	Hobli	GROUNDNUT	RF	10	2002.63					
126	Chikkaballapur	Gauribidanur	TONDEBAVI	Hobli	GROUNDNUT	RF	10	1756.42					
127	Chikkaballapur	Gauribidanur	HOSURU	Hobli	Horse Gram (kulthi/kultha)	RF	10	936.48					
128	Chikkaballapur	Gauribidanur	KASABA	Hobli	Horse Gram (kulthi/kultha)	RF	10	857.48					
129	Chikkaballapur	Gauribidanur	MANCHENAHALLI	Hobli	Horse Gram (kulthi/kultha)	RF	10	904.80					
130	Chikkaballapur	Gauribidanur	TONDEBAVI	Hobli	Horse Gram (kulthi/kultha)	RF			Taluk Level	38	940.48		
131	Chikkaballapur	Gauribidanur	D PALYA	Hobli	Maize (Makka)	IRR	10	5405.28					
132	Chikkaballapur	Gauribidanur	HOSURU	Hobli	Maize (Makka)	IRR	10	5466.98					
133	Chikkaballapur	Gauribidanur	KASABA	Hobli	Maize (Makka)	IRR	10	5181.59					

Government of Karnataka
Directorate of Economics and Statistics
Hobli Level Average Yield data for Kharif season 2019-20

S.N	District	Taluk	Insurance Unit (hobli/ GP)	GP/HO BLI	Crop	IRR/RF	No. CCE Conducted	Average Yield (Kg/Ha)	Name Of Higher Level	No. cce Conducted Higher	Higher average Yield (Kg/Ha)	Neighbouring Yield	Tech. based Yield
134	Chikkaballapur	Gauribidanur	MANCHENAHALLI	Hobli	Maize (Makka)	IRR	10	5664.04					
135	Chikkaballapur	Gauribidanur	NAGARAGERE	Hobli	Maize (Makka)	IRR	10	4504.22					
136	Chikkaballapur	Gauribidanur	TONDEBAVI	Hobli	Maize (Makka)	IRR	10	4685.90					
137	Chikkaballapur	Gauribidanur	NAGARAGERE	Hobli	Onion	IRR			Taluk Level	2	20680.00		
138	Chikkaballapur	Gauribidanur	HOSURU	Hobli	PADDY	IRR			Taluk Level	16	7000.23		
139	Chikkaballapur	Gauribidanur	MANCHENAHALLI	Hobli	PADDY	IRR			Taluk Level	16	7000.23		
140	Chikkaballapur	Gauribidanur	NAGARAGERE	Hobli	PADDY	IRR			Taluk Level	16	7000.23		
141	Chikkaballapur	Gauribidanur	TONDEBAVI	Hobli	PADDY	IRR			Taluk Level	16	7000.23		
142	Chikkaballapur	Gauribidanur	D PALYA	Hobli	Pigeon pea (red gram/arhar/tur)	RF	10	658.65					
143	Chikkaballapur	Gauribidanur	HOSURU	Hobli	Pigeon pea (red gram/arhar/tur)	RF	10	570.12					
144	Chikkaballapur	Gauribidanur	KASABA	Hobli	Pigeon pea (red gram/arhar/tur)	RF	10	868.59					
145	Chikkaballapur	Gauribidanur	MANCHENAHALLI	Hobli	Pigeon pea (red gram/arhar/tur)	RF	10	997.06					
146	Chikkaballapur	Gauribidanur	NAGARAGERE	Hobli	Pigeon pea (red gram/arhar/tur)	RF	10	951.70					
147	Chikkaballapur	Gauribidanur	TONDEBAVI	Hobli	Pigeon pea (red gram/arhar/tur)	RF	10	686.63					
148	Chikkaballapur	Gauribidanur	HOSURU	Hobli	RAGI	IRR			Taluk Level	30	2588.42		
149	Chikkaballapur	Gauribidanur	KASABA	Hobli	RAGI	IRR			Taluk Level	30	2588.42		
150	Chikkaballapur	Gauribidanur	MANCHENAHALLI	Hobli	RAGI	IRR			Taluk Level	30	2588.42		
151	Chikkaballapur	Gauribidanur	NAGARAGERE	Hobli	RAGI	IRR			Taluk Level	30	2588.42		
152	Chikkaballapur	Gauribidanur	TONDEBAVI	Hobli	RAGI	IRR			Taluk Level	30	2588.42		

Government of Karnataka
Directorate of Economics and Statistics
Hobli Level Average Yield data for Kharif season 2019-20

S.N	District	Taluk	Insurance Unit (hobli/ GP)	GP/HO BLI	Crop	IRR_RF	No_CCE_Conducted	Average Yield(Kg/ Ha)	Name_Of_Higher_Level	No_cce Conducted_Higher	Higher average Yield(Kg/Ha)	Neighbouring Yield	Tech. based Yield
153	Chikkaballapur	Gauribidanur	D PALYA	Hobli	RAGI	RF	10	2351.37					
154	Chikkaballapur	Gauribidanur	HOSURU	Hobli	RAGI	RF	10	2035.66					
155	Chikkaballapur	Gauribidanur	KASABA	Hobli	RAGI	RF	10	1951.21					
156	Chikkaballapur	Gauribidanur	MANCHENAHALLI	Hobli	RAGI	RF	10	2798.14					
157	Chikkaballapur	Gauribidanur	NAGARAGERE	Hobli	RAGI	RF	10	2653.19					
158	Chikkaballapur	Gauribidanur	TONDEBAVI	Hobli	RAGI	RF	10	2623.25					
159	Chikkaballapur	Gudibande	KASABA	Hobli	GROUNDNUT	RF	10	1665.93					
160	Chikkaballapur	Gudibande	SOMENAHALLI	Hobli	GROUNDNUT	RF	10	1317.79					
161	Chikkaballapur	Gudibande	SOMENAHALLI	Hobli	Horse Gram (kulthi/kultha)	RF	10	921.84					
162	Chikkaballapur	Gudibande	KASABA	Hobli	Maize (Makka)	IRR	10	4039.52					
163	Chikkaballapur	Gudibande	SOMENAHALLI	Hobli	Maize (Makka)	IRR	10	3833.16					
164	Chikkaballapur	Gudibande	KASABA	Hobli	Pigeon pea (red gram/arhar/tur)	RF	10	580.90					
165	Chikkaballapur	Gudibande	SOMENAHALLI	Hobli	Pigeon pea (red gram/arhar/tur)	RF			Taluk Level	19	571.38		
166	Chikkaballapur	Gudibande	KASABA	Hobli	RAGI	IRR	10	3294.93					
167	Chikkaballapur	Gudibande	SOMENAHALLI	Hobli	RAGI	IRR	10	2796.51					
168	Chikkaballapur	Gudibande	KASABA	Hobli	Tomato	NS	10	18289.20					
169	Chikkaballapur	Gudibande	SOMENAHALLI	Hobli	Tomato	NS	10	19776.00					
170	Chikkaballapur	Sidlaghatta	BASHETTIHALLI	Hobli	GROUNDNUT	RF	10	885.06					

Government of Karnataka
Directorate of Economics and Statistics
Hobli Level Average Yield data for Kharif season 2019-20

S.N	District	Taluk	Insurance Unit (hobli/ GP)	GP/HO BLI	Crop	IRR_Rf	No_CCE_Conducted	Average Yield(Kg/Ha)	Name_Of_Higher_Level	No_cce Conducted_Higher	Higher average Yield(Kg/Ha)	Neighbouring Yield	Tech. based Yield
171	Chikkaballapur	Sidlaghatta	KASABA	Hobli	GROUNDNUT	RF			Taluk Level	22	880.18		
172	Chikkaballapur	Sidlaghatta	SADALI	Hobli	GROUNDNUT	RF	10	934.91					
173	Chikkaballapur	Sidlaghatta	KASABA	Hobli	Maize (Makka)	IRR			Taluk Level	8	3027.14		
174	Chikkaballapur	Sidlaghatta	SADALI	Hobli	Maize (Makka)	IRR			Taluk Level	8	3027.14		
175	Chikkaballapur	Sidlaghatta	BASHETTIHALLI	Hobli	Maize (Makka)	RF	10	2820.14					
176	Chikkaballapur	Sidlaghatta	JANGAMAKOTE	Hobli	Maize (Makka)	RF			Taluk Level	24	3154.67		
177	Chikkaballapur	Sidlaghatta	KASABA	Hobli	Maize (Makka)	RF			Taluk Level	24	3154.67		
178	Chikkaballapur	Sidlaghatta	SADALI	Hobli	Maize (Makka)	RF	10	3213.68					
179	Chikkaballapur	Sidlaghatta	BASHETTIHALLI	Hobli	Onion	IRR			Taluk Level	8	8863.30		
180	Chikkaballapur	Sidlaghatta	BASHETTIHALLI	Hobli	PADDY	IRR			District Level	47	5249.12		
181	Chikkaballapur	Sidlaghatta	SADALI	Hobli	PADDY	IRR			District Level	47	5249.12		
182	Chikkaballapur	Sidlaghatta	BASHETTIHALLI	Hobli	Pigeon pea (red gram/arhar/tur)	RF			Taluk Level	30	652.63		
183	Chikkaballapur	Sidlaghatta	JANGAMAKOTE	Hobli	Pigeon pea (red gram/arhar/tur)	RF			Taluk Level	30	652.63		
184	Chikkaballapur	Sidlaghatta	KASABA	Hobli	Pigeon pea (red gram/arhar/tur)	RF	10	621.38					
185	Chikkaballapur	Sidlaghatta	SADALI	Hobli	Pigeon pea (red gram/arhar/tur)	RF	10	725.30					
186	Chikkaballapur	Sidlaghatta	JANGAMAKOTE	Hobli	RAGI	IRR			Taluk Level	14	2906.18		

4

Government of Karnataka
Directorate of Economics and Statistics
Hobli Level Average Yield data for Kharif season 2019-20

S.N	District	Taluk	Insurance Unit (hobli/ GP)	GP/HO BLI	Crop	IRR- RF	No_CCE_Conducted	Average Yield(Kg/ Ha)	Name_Of_Higher_Level	No_cce Conducted_Higher	Higher average Yield(Kg/Ha)	Neighbouring Yield	Tech. based Yield
187	Chikkaballapur	Sidlaghatta	KASABA	Hobli	RAGI	IRR	10	3137.65					
188	Chikkaballapur	Sidlaghatta	BASHETTIHALLI	Hobli	Tomato	NS	10	34027.00					
189	Chikkaballapur	Sidlaghatta	KASABA	Hobli	Tomato	NS	10	21780.48					
190	Chikkaballapur	Sidlaghatta	SADALI	Hobli	Tomato	NS			Taluk Level	28	25965.74		


Director

Directorate of Economics and Statistics





Government of Karnataka
Directorate of Economics and Statistics
Hobli Level Average Yield data for Kharif season 2019-20

S.N	District	Taluk	Insurance Unit (hobli/ GP)	GP/HO BLI	Crop	IRR- RF	No_CCE Conducted	Average Yield(Kg/ Ha)	Name_Of_Higher_Level	No_cce Conducted_Higher	Higher average Yield(Kg/Ha)	Neighbouring Yield	Tech-based Yield
1	Chikkamagaluru	Chikkamagaluru	LAKYA	Hobli	Cabbage	NS	10	50235.44					
2	Chikkamagaluru	Chikkamagaluru	LAKYA	Hobli	COTTON	RF	10	300.13					
3	Chikkamagaluru	Chikkamagaluru	AMBALE	Hobli	GROUNDNUT	RF	10	1358.20					
4	Chikkamagaluru	Chikkamagaluru	AMBALE	Hobli	Maize (Makka)	RF	10	4490.59					
5	Chikkamagaluru	Chikkamagaluru	KASABA	Hobli	Maize (Makka)	RF	10	4708.25					
6	Chikkamagaluru	Chikkamagaluru	LAKYA	Hobli	Maize (Makka)	RF	10	4606.07					
7	Chikkamagaluru	Chikkamagaluru	LAKYA	Hobli	Onion	RF	10	11728.00					
8	Chikkamagaluru	Chikkamagaluru	ALDURU	Hobli	PADDY	IRR			Taluk Level	48	3673.24		
9	Chikkamagaluru	Chikkamagaluru	AMBALE	Hobli	PADDY	IRR	10	4131.70					
10	Chikkamagaluru	Chikkamagaluru	AVATI	Hobli	PADDY	IRR			Taluk Level	48	3673.24		
11	Chikkamagaluru	Chikkamagaluru	KASABA	Hobli	PADDY	IRR			Taluk Level	48	3673.24		
12	Chikkamagaluru	Chikkamagaluru	KHANDYA	Hobli	PADDY	IRR	10	3301.93					
13	Chikkamagaluru	Chikkamagaluru	VASTARE	Hobli	PADDY	IRR	10	3206.48					
14	Chikkamagaluru	Chikkamagaluru	AMBALE	Hobli	Potato	RF	10	13474.00					
15	Chikkamagaluru	Chikkamagaluru	KASABA	Hobli	Potato	RF	10	8130.60					
16	Chikkamagaluru	Chikkamagaluru	AMBALE	Hobli	RAGI	RF	10	1336.52					
17	Chikkamagaluru	Chikkamagaluru	KASABA	Hobli	RAGI	RF	10	1800.62					
18	Chikkamagaluru	Chikkamagaluru	LAKYA	Hobli	RAGI	RF			Taluk Level	29	1544.64		
19	Chikkamagaluru	Chikkamagaluru	LAKYA	Hobli	Sesame (Gingelly/Til)/Sesamum	RF	10	1182.15					

Government of Karnataka
Directorate of Economics and Statistics
Hobli Level Average Yield data for Kharif season 2019-20

S.N	District	Taluk	Insurance Unit (hobli/ GP)	GP/HO BLI	Crop	IRR RF	No CCE Conducted	Average Yield(Kg/ Ha)	Name Of Higher Level	No cce Conducted Higher	Higher average Yield(Kg/Ha)	Neighbouring Yield	Tech. based Yield
20	Chikkamagaluru	Chikkamagaluru	KASABA	Hobli	Sugarcane	IRR			Taluk Level	8	83875.00		
21	Chikkamagaluru	Chikkamagaluru	LAKYA	Hobli	SUNFLOWER	RF	10	1311.96					
22	Chikkamagaluru	Chikkamagaluru	KASABA	Hobli	Tomato	NS			Taluk Level	17	20869.41		
23	Chikkamagaluru	Chikkamagaluru	LAKYA	Hobli	Tomato	NS			Taluk Level	17	20869.41		
24	Chikkamagaluru	Kadur	Panchanahalli	Hobli	Black Gram (urd bean)	RF	10	156.11					
25	Chikkamagaluru	Kadur	SINGATAGERE	Hobli	Black Gram (urd bean)	RF	10	140.89					
26	Chikkamagaluru	Kadur	KASABA	Hobli	COTTON	RF			Taluk Level	18	362.20		
27	Chikkamagaluru	Kadur	SAKHARAYAPATTANA	Hobli	COTTON	RF	10	382.67					
28	Chikkamagaluru	Kadur	BEERURU	Hobli	Green Gram (Moong Bean/ Moong)	RF			Taluk Level	50	200.06		
29	Chikkamagaluru	Kadur	Chowlahiriyur	Hobli	Green Gram (Moong Bean/ Moong)	RF			Taluk Level	50	200.06		
30	Chikkamagaluru	Kadur	HIRENALLURU	Hobli	Green Gram (Moong Bean/ Moong)	RF			Taluk Level	50	200.06		
31	Chikkamagaluru	Kadur	KASABA	Hobli	Green Gram (Moong Bean/ Moong)	RF			Taluk Level	50	200.06		
32	Chikkamagaluru	Kadur	Panchanahalli	Hobli	Green Gram (Moong Bean/ Moong)	RF	10	179.90					
33	Chikkamagaluru	Kadur	SAKHARAYAPATTANA	Hobli	Green Gram (Moong Bean/ Moong)	RF			Taluk Level	50	200.06		
34	Chikkamagaluru	Kadur	SINGATAGERE	Hobli	Green Gram (Moong Bean/ Moong)	RF	10	111.24					
35	Chikkamagaluru	Kadur	YAGATI	Hobli	Green Gram (Moong Bean/ Moong)	RF			Taluk Level	50	200.06		
36	Chikkamagaluru	Kadur	BEERURU	Hobli	GROUNDNUT	RF	10	1043.58					
37	Chikkamagaluru	Kadur	Chowlahiriyur	Hobli	GROUNDNUT	RF	10	952.16					
38	Chikkamagaluru	Kadur	HIRENALLURU	Hobli	GROUNDNUT	RF	10	1032.65					

Government of Karnataka
Directorate of Economics and Statistics
Hobli Level Average Yield data for Kharif season 2019-20

S.N	District	Taluk	Insurance Unit (hobli/ GP)	GP/HO BLI	Crop	IRR_RF	No_CCE_Conducted	Average Yield(Kg/ Ha)	Name_Of_Higher_Level	No_cce Conducted_Higher	Higher average Yield(Kg/Ha)	Neighbouring Yield	Tech. based Yield
39	Chikkamagaluru	Kadur	KASABA	Hobli	GROUNDNUT	RF	10	1143.62					
40	Chikkamagaluru	Kadur	SAKHARAYAPATTANA	Hobli	GROUNDNUT	RF	10	1209.17					
41	Chikkamagaluru	Kadur	YAGATI	Hobli	GROUNDNUT	RF	10	1033.23					
42	Chikkamagaluru	Kadur	BEERURU	Hobli	Horse Gram (kulthi/kultha)	RF			Taluk Level	43	1048.20		
43	Chikkamagaluru	Kadur	Chowlahiriyur	Hobli	Horse Gram (kulthi/kultha)	RF			Taluk Level	43	1048.20		
44	Chikkamagaluru	Kadur	HIRENALLURU	Hobli	Horse Gram (kulthi/kultha)	RF			Taluk Level	43	1048.20		
45	Chikkamagaluru	Kadur	KASABA	Hobli	Horse Gram (kulthi/kultha)	RF			Taluk Level	43	1048.20		
46	Chikkamagaluru	Kadur	Panchanahalli	Hobli	Horse Gram (kulthi/kultha)	RF	10	1092.11					
47	Chikkamagaluru	Kadur	SAKHARAYAPATTANA	Hobli	Horse Gram (kulthi/kultha)	RF			Taluk Level	43	1048.20		
48	Chikkamagaluru	Kadur	SINGATAGERE	Hobli	Horse Gram (kulthi/kultha)	RF	10	1195.82					
49	Chikkamagaluru	Kadur	YAGATI	Hobli	Horse Gram (kulthi/kultha)	RF	10	752.63					
50	Chikkamagaluru	Kadur	BEERURU	Hobli	Maize (Makka)	RF	10	2013.64					
51	Chikkamagaluru	Kadur	Chowlahiriyur	Hobli	Maize (Makka)	RF	10	1270.01					
52	Chikkamagaluru	Kadur	HIRENALLURU	Hobli	Maize (Makka)	RF	10	2548.39					
53	Chikkamagaluru	Kadur	KASABA	Hobli	Maize (Makka)	RF	10	2224.62					
54	Chikkamagaluru	Kadur	SAKHARAYAPATTANA	Hobli	Maize (Makka)	RF	10	2059.80					
55	Chikkamagaluru	Kadur	SINGATAGERE	Hobli	Maize (Makka)	RF	10	3465.39					
56	Chikkamagaluru	Kadur	YAGATI	Hobli	Maize (Makka)	RF	10	3060.15					
57	Chikkamagaluru	Kadur	BEERURU	Hobli	Onion	RF	10	8804.00					

Government of Karnataka
Directorate of Economics and Statistics
Hobli Level Average Yield data for Kharif season 2019-20

S.N	District	Taluk	Insurance Unit (hobli/ GP)	GP/HO BLI	Crop	IRR RF	No_CCE Conducted	Average Yield(Kg/ Ha)	Name Of Higher Level	No_cce Conducted Higher	Higher average Yield(Kg/Ha)	Neighbouring Yield	Tech. based Yield
58	Chikkamagaluru	Kadur	Chowlahiriyur	Hobli	Onion	RF	10	6262.00					
59	Chikkamagaluru	Kadur	HIRENALLURU	Hobli	Onion	RF	10	8330.00					
60	Chikkamagaluru	Kadur	KASABA	Hobli	Onion	RF	10	12838.00					
61	Chikkamagaluru	Kadur	SAKHARAYAPATTANA	Hobli	Onion	RF	10	6807.68					
62	Chikkamagaluru	Kadur	YAGATI	Hobli	Onion	RF	10	7155.60					
63	Chikkamagaluru	Kadur	BEERURU	Hobli	PADDY	IRR			District Level	140	4001.58		
64	Chikkamagaluru	Kadur	BEERURU	Hobli	Potato	RF			Taluk Level	11	5852.73		
65	Chikkamagaluru	Kadur	KASABA	Hobli	Potato	RF			Taluk Level	11	5852.73		
66	Chikkamagaluru	Kadur	Chowlahiriyur	Hobli	Red Chillies	RF			Taluk Level	12	1353.36		
67	Chikkamagaluru	Kadur	HIRENALLURU	Hobli	Red Chillies	RF			Taluk Level	12	1353.36		
68	Chikkamagaluru	Kadur	Chowlahiriyur	Hobli	Save	RF	10	586.15					
69	Chikkamagaluru	Kadur	HIRENALLURU	Hobli	Save	RF			Taluk Level	49	1341.45		
70	Chikkamagaluru	Kadur	Panchanahalli	Hobli	Save	RF	10	1541.99					
71	Chikkamagaluru	Kadur	SINGATAGERE	Hobli	Save	RF	10	1563.07					
72	Chikkamagaluru	Kadur	YAGATI	Hobli	Save	RF	10	1341.82					
73	Chikkamagaluru	Kadur	BEERURU	Hobli	Sesame (Gingelly/Til)/Sesamum	RF			Taluk Level	38	811.00		
74	Chikkamagaluru	Kadur	Chowlahiriyur	Hobli	Sesame (Gingelly/Til)/Sesamum	RF			Taluk Level	38	811.00		
75	Chikkamagaluru	Kadur	HIRENALLURU	Hobli	Sesame (Gingelly/Til)/Sesamum	RF			Taluk Level	38	811.00		
76	Chikkamagaluru	Kadur	KASABA	Hobli	Sesame (Gingelly/Til)/Sesamum	RF			Taluk Level	38	811.00		

Government of Karnataka
Directorate of Economics and Statistics
Hobli Level Average Yield data for Kharif season 2019-20

S.N	District	Taluk	Insurance Unit (hobli/ GP)	GP/HO BLI	Crop	IRR RF	No_CCE Conducted	Average Yield(Kg/Ha)	Name_Of_Higher_Level	No_cce Conducted_Higher	Higher average Yield(Kg/Ha)	Neighbouring Yield	Tech. based Yield
77	Chikkamagaluru	Kadur	Panchanahalli	Hobli	Sesame (Gingelly/Til)/Sesamum	RF	10	779.52					
78	Chikkamagaluru	Kadur	SAKHARAYAPATTANA	Hobli	Sesame (Gingelly/Til)/Sesamum	RF			Taluk Level	38	811.00		
79	Chikkamagaluru	Kadur	SINGATAGERE	Hobli	Sesame (Gingelly/Til)/Sesamum	RF			Taluk Level	38	811.00		
80	Chikkamagaluru	Kadur	YAGATI	Hobli	Sesame (Gingelly/Til)/Sesamum	RF			Taluk Level	38	811.00		
81	Chikkamagaluru	Kadur	BEERURU	Hobli	Sorghum (Jowar/Great Millet)	RF			Taluk Level	24	859.58		
82	Chikkamagaluru	Kadur	Chowlahiriyur	Hobli	Sorghum (Jowar/Great Millet)	RF			Taluk Level	24	859.58		
83	Chikkamagaluru	Kadur	HIRENALLURU	Hobli	Sorghum (Jowar/Great Millet)	RF			Taluk Level	24	859.58		
84	Chikkamagaluru	Kadur	KASABA	Hobli	Sorghum (Jowar/Great Millet)	RF			Taluk Level	24	859.58		
85	Chikkamagaluru	Kadur	Panchanahalli	Hobli	Sorghum (Jowar/Great Millet)	RF	10	1013.32					
86	Chikkamagaluru	Kadur	SAKHARAYAPATTANA	Hobli	Sorghum (Jowar/Great Millet)	RF			Taluk Level	24	859.58		
87	Chikkamagaluru	Kadur	SINGATAGERE	Hobli	Sorghum (Jowar/Great Millet)	RF			Taluk Level	24	859.58		
88	Chikkamagaluru	Kadur	YAGATI	Hobli	Sorghum (Jowar/Great Millet)	RF			Taluk Level	24	859.58		
89	Chikkamagaluru	Kadur	BEERURU	Hobli	SUNFLOWER	RF			Taluk Level	31	882.25		
90	Chikkamagaluru	Kadur	Chowlahiriyur	Hobli	SUNFLOWER	RF			Taluk Level	31	882.25		
91	Chikkamagaluru	Kadur	HIRENALLURU	Hobli	SUNFLOWER	RF	10	771.87					
92	Chikkamagaluru	Kadur	KASABA	Hobli	SUNFLOWER	RF			Taluk Level	31	882.25		
93	Chikkamagaluru	Kadur	SAKHARAYAPATTANA	Hobli	SUNFLOWER	RF			Taluk Level	31	882.25		
94	Chikkamagaluru	Kadur	YAGATI	Hobli	SUNFLOWER	RF			Taluk Level	31	882.25		
95	Chikkamagaluru	Kadur	Chowlahiriyur	Hobli	Tomato	NS			Taluk Level	47	14953.46		

Government of Karnataka
Directorate of Economics and Statistics
Hobli Level Average Yield data for Kharif season 2019-20

S.N	District	Taluk	Insurance Unit (hobli/ GP)	GP/HO BLI	Crop	IRR- RF	No_CCE_Conducted	Average Yield(Kg/ Ha)	Name_Of_Higher_Level	No_cce Conducted_Higher	Higher average Yield(Kg/Ha)	Neighbouring Yield	Tech. based Yield
96	Chikkamagaluru	Kadur	KASABA	Hobli	Tomato	NS	10	17228.00					
97	Chikkamagaluru	Kadur	SAKHARAYAPATTANA	Hobli	Tomato	NS	10	11081.64					
98	Chikkamagaluru	Kadur	SINGATAGERE	Hobli	Tomato	NS	10	18605.20					
99	Chikkamagaluru	Kadur	YAGATI	Hobli	Tomato	NS			Taluk Level	47	14953.46		
100	Chikkamagaluru	Koppa	HARIHARAPURA	Hobli	PADDY	IRR			Taluk Level	29	3844.78		
101	Chikkamagaluru	Koppa	KASABA	Hobli	PADDY	IRR	10	4808.80					
102	Chikkamagaluru	Koppa	MEGUNDA	Hobli	PADDY	IRR	10	3555.99					
103	Chikkamagaluru	Narasimharajapura	KASABA	Hobli	Maize (Makka)	RF			Taluk Level	9	2744.55		
104	Chikkamagaluru	Narasimharajapura	BALEHONNURU	Hobli	PADDY	IRR			Taluk Level	16	5134.77		
105	Chikkamagaluru	Narasimharajapura	KASABA	Hobli	PADDY	IRR			Taluk Level	16	5134.77		
106	Chikkamagaluru	Tarikere	AJJAMPURA	Hobli	GROUNDNUT	RF	10	1167.77					
107	Chikkamagaluru	Tarikere	AMRUTAPURA	Hobli	GROUNDNUT	RF	10	1077.25					
108	Chikkamagaluru	Tarikere	LINGADAHALLI	Hobli	GROUNDNUT	RF			Taluk Level	39	1163.45		
109	Chikkamagaluru	Tarikere	SHIVANI	Hobli	GROUNDNUT	RF	10	1026.33					
110	Chikkamagaluru	Tarikere	AJJAMPURA	Hobli	Horse Gram (kulthi/kultha)	RF			District Level	43	1048.20		
111	Chikkamagaluru	Tarikere	AMRUTAPURA	Hobli	Horse Gram (kulthi/kultha)	RF			District Level	43	1048.20		
112	Chikkamagaluru	Tarikere	KASABA	Hobli	Horse Gram (kulthi/kultha)	RF			District Level	43	1048.20		
113	Chikkamagaluru	Tarikere	LINGADAHALLI	Hobli	Horse Gram (kulthi/kultha)	RF			District Level	43	1048.20		
114	Chikkamagaluru	Tarikere	SHIVANI	Hobli	Horse Gram (kulthi/kultha)	RF			District Level	43	1048.20		

Government of Karnataka
Directorate of Economics and Statistics
Hobli Level Average Yield data for Kharif season 2019-20

S.N	District	Taluk	Insurance Unit (hobli/ GP)	GP/HO BLI	Crop	IRR_Rf	No_CCE_Conducted	Average Yield(Kg/Ha)	Name_Of_Higher_Level	No_cce Conducted_Higher	Higher average Yield(Kg/Ha)	Neighbouring Yield	Tech. based Yield
115	Chikkamagaluru	Tarikere	AJAMPURA	Hobli	Maize (Makka)	RF	10	2549.43					
116	Chikkamagaluru	Tarikere	AMRUTAPURA	Hobli	Maize (Makka)	RF	10	3110.91					
117	Chikkamagaluru	Tarikere	KASABA	Hobli	Maize (Makka)	RF	10	2471.10					
118	Chikkamagaluru	Tarikere	LAKKAVALLI	Hobli	Maize (Makka)	RF	10	3805.87					
119	Chikkamagaluru	Tarikere	LINGADAHALLI	Hobli	Maize (Makka)	RF	10	4180.81					
120	Chikkamagaluru	Tarikere	SHIVANI	Hobli	Maize (Makka)	RF	10	4183.95					
121	Chikkamagaluru	Tarikere	AJAMPURA	Hobli	Onion	RF	10	8989.08					
122	Chikkamagaluru	Tarikere	AMRUTAPURA	Hobli	Onion	RF	10	6094.16					
123	Chikkamagaluru	Tarikere	LINGADAHALLI	Hobli	Onion	RF			Taluk Level	39	11087.81		
124	Chikkamagaluru	Tarikere	SHIVANI	Hobli	Onion	RF	10	16982.20					
125	Chikkamagaluru	Tarikere	AMRUTAPURA	Hobli	PADDY	IRR	10	4028.78					
126	Chikkamagaluru	Tarikere	KASABA	Hobli	PADDY	IRR	10	4220.74					
127	Chikkamagaluru	Tarikere	LAKKAVALLI	Hobli	PADDY	IRR			Taluk Level	47	4047.89		
128	Chikkamagaluru	Tarikere	LINGADAHALLI	Hobli	PADDY	IRR	10	3841.40					
129	Chikkamagaluru	Tarikere	SHIVANI	Hobli	PADDY	IRR	10	3684.92					
130	Chikkamagaluru	Tarikere	AJAMPURA	Hobli	PADDY	RF			Taluk Level	28	3895.43		
131	Chikkamagaluru	Tarikere	AMRUTAPURA	Hobli	PADDY	RF	10	3776.47					
132	Chikkamagaluru	Tarikere	LAKKAVALLI	Hobli	PADDY	RF	10	4292.59					
133	Chikkamagaluru	Tarikere	LINGADAHALLI	Hobli	PADDY	RF			Taluk Level	28	3895.43		

Government of Karnataka
Directorate of Economics and Statistics
Hobli Level Average Yield data for Kharif season 2019-20

S.N	District	Taluk	Insurance Unit (hobli/ GP)	GP/HO BLI	Crop	IRR- RF	No_CCE_Conducted	Average Yield(Kg/ Ha)	Name_Of_Higher_Level	No_cce_Conducted_Higher	Higher average Yield(Kg/Ha)	Neighbouring Yield	Tech. based Yield
134	Chikkamagaluru	Tarikere	SHIVANI	Hobli	PADDY	RF			Taluk Level	28	3895.43		
135	Chikkamagaluru	Tarikere	LINGADAHALLI	Hobli	Potato	IRR	10	13274.00					
136	Chikkamagaluru	Tarikere	AJJAMPURA	Hobli	Potato	RF	10	5120.00					
137	Chikkamagaluru	Tarikere	AMRUTAPURA	Hobli	Potato	RF			Taluk Level	39	7440.79		
138	Chikkamagaluru	Tarikere	LINGADAHALLI	Hobli	Potato	RF	10	13099.07					
139	Chikkamagaluru	Tarikere	SHIVANI	Hobli	Potato	RF	10	4874.00					
140	Chikkamagaluru	Tarikere	AJJAMPURA	Hobli	Red Chillies	RF	10	1048.84					
141	Chikkamagaluru	Tarikere	AMRUTAPURA	Hobli	Red Chillies	RF			Taluk Level	28	1125.18		
142	Chikkamagaluru	Tarikere	LINGADAHALLI	Hobli	Red Chillies	RF			Taluk Level	28	1125.18		
143	Chikkamagaluru	Tarikere	SHIVANI	Hobli	Red Chillies	RF	10	1013.01					
144	Chikkamagaluru	Tarikere	AJJAMPURA	Hobli	Sesame (Gingelly/Til)/Sesamum	RF			Taluk Level	4	1712.40		
145	Chikkamagaluru	Tarikere	SHIVANI	Hobli	Sesame (Gingelly/Til)/Sesamum	RF			Taluk Level	4	1712.40		
146	Chikkamagaluru	Tarikere	AJJAMPURA	Hobli	Sorghum (Jowar/Great Millet)	RF			District Level	24	859.58		
147	Chikkamagaluru	Tarikere	SHIVANI	Hobli	Sorghum (Jowar/Great Millet)	RF			District Level	24	859.58		
148	Chikkamagaluru	Tarikere	KASABA	Hobli	Sugarcane	IRR	10	91874.80					
149	Chikkamagaluru	Tarikere	LAKKAVALLI	Hobli	Sugarcane	IRR			Taluk Level	19	99123.58		
150	Chikkamagaluru	Tarikere	AMRUTAPURA	Hobli	Tomato	NS			Taluk Level	19	3009.52		


Government of Karnataka
Directorate of Economics and Statistics
Hobli Level Average Yield data for Kharif season 2019-20

S.N	District	Taluk	Insurance Unit (hobli/ GP)	GP/HO BLI	Crop	IRR_RF	No_CCE_Conducted	Average Yield(Kg/ Ha)	Name_Of_Higher_Level	No_cce Conducted_Higher	Higher average Yield(Kg/Ha)	Neighbouring Yield	Tech. based Yield
151	Chikkamagaluru	Tarikere	KASABA	Hobli	Tomato	NS	10	2546.00					


Director

Directorate of Economics and Statistics





Government of Karnataka
Directorate of Economics and Statistics
Hobli Level Average Yield data for Kharif season 2019-20

S.N	District	Taluk	Insurance Unit (hobli/ GP)	GP/HO BLI	Crop	IRR- RF	No_CCE_Conducted	Average Yield(Kg/ Ha)	Name_Of_Higher_Level	No_cce_Conducted_Higher	Higher average Yield(Kg/Ha)	Neighbouring Yield	Tech. based Yield
1	Chitradurga	Challakere	KASABA	Hobli	COTTON	IRR	10	266.81					
2	Chitradurga	Challakere	NAYAKANAHATTI	Hobli	COTTON	IRR	10	309.11					
3	Chitradurga	Challakere	KASABA	Hobli	COTTON	RF			Taluk Level	2	144.79		
4	Chitradurga	Challakere	KASABA	Hobli	Green Gram (Moong Bean/ Moong)	RF			District Level	34	122.56		
5	Chitradurga	Challakere	NAYAKANAHATTI	Hobli	Green Gram (Moong Bean/ Moong)	RF			District Level	34	122.56		
6	Chitradurga	Challakere	NAYAKANAHATTI	Hobli	GROUNDNUT	IRR			District Level	27	1359.11		
7	Chitradurga	Challakere	KASABA	Hobli	Horse Gram (kulthi/kultha)	RF	10	680.48					
8	Chitradurga	Challakere	NAYAKANAHATTI	Hobli	Horse Gram (kulthi/kultha)	RF	10	1216.23					
9	Chitradurga	Challakere	PARASHURAOPURA	Hobli	Horse Gram (kulthi/kultha)	RF	10	953.96					
10	Chitradurga	Challakere	TALAKU	Hobli	Horse Gram (kulthi/kultha)	RF	10	803.64					
11	Chitradurga	Challakere	KASABA	Hobli	Maize (Makka)	IRR	10	4439.95					
12	Chitradurga	Challakere	NAYAKANAHATTI	Hobli	Maize (Makka)	IRR	10	4986.25					
13	Chitradurga	Challakere	PARASHURAOPURA	Hobli	Maize (Makka)	IRR	10	4028.07					
14	Chitradurga	Challakere	TALAKU	Hobli	Maize (Makka)	IRR			Taluk Level	39	4448.02		
15	Chitradurga	Challakere	NAYAKANAHATTI	Hobli	Navane	RF	10	145.76					
16	Chitradurga	Challakere	PARASHURAOPURA	Hobli	Navane	RF	10	430.44					
17	Chitradurga	Challakere	TALAKU	Hobli	Navane	RF	10	325.46					
18	Chitradurga	Challakere	KASABA	Hobli	Onion	IRR	10	19100.00					
19	Chitradurga	Challakere	NAYAKANAHATTI	Hobli	Onion	IRR	10	20036.00					

Government of Karnataka
Directorate of Economics and Statistics
Hobli Level Average Yield data for Kharif season 2019-20

S.N	District	Taluk	Insurance Unit (hobli/ GP)	GP/HO BLI	Crop	IRR_Rf	No_CCE_Conducted	Average Yield(Kg/ Ha)	Name_Of_Higher_Level	No_cce Conducted_Higher	Higher average Yield(Kg/Ha)	Neighbouring Yield	Tech. based Yield
20	Chitradurga	Challakere	PARASHURAOPURA	Hobli	Onion	IRR	10	16908.00					
21	Chitradurga	Challakere	TALAKU	Hobli	Onion	IRR	10	15148.40					
22	Chitradurga	Challakere	KASABA	Hobli	PADDY	IRR	10	4460.46					
23	Chitradurga	Challakere	PARASHURAOPURA	Hobli	PADDY	IRR	10	3372.20					
24	Chitradurga	Challakere	TALAKU	Hobli	PADDY	IRR			Taluk Level	20	3916.33		
25	Chitradurga	Challakere	KASABA	Hobli	Pearl Millet (Bajra/Bulrush Millet/Spiked Millet)	RF	10	811.14					
26	Chitradurga	Challakere	NAYAKANAHATTI	Hobli	Pearl Millet (Bajra/Bulrush Millet/Spiked Millet)	RF	10	591.51					
27	Chitradurga	Challakere	PARASHURAOPURA	Hobli	Pearl Millet (Bajra/Bulrush Millet/Spiked Millet)	RF	10	789.75					
28	Chitradurga	Challakere	TALAKU	Hobli	Pearl Millet (Bajra/Bulrush Millet/Spiked Millet)	RF	10	577.51					
29	Chitradurga	Challakere	KASABA	Hobli	Pigeon pea (red gram/arhar/tur)	RF			Taluk Level	39	247.41		
30	Chitradurga	Challakere	NAYAKANAHATTI	Hobli	Pigeon pea (red gram/arhar/tur)	RF	10	282.73					
31	Chitradurga	Challakere	PARASHURAOPURA	Hobli	Pigeon pea (red gram/arhar/tur)	RF	10	259.76					
32	Chitradurga	Challakere	TALAKU	Hobli	Pigeon pea (red gram/arhar/tur)	RF	10	201.51					
33	Chitradurga	Challakere	KASABA	Hobli	RAGI	IRR	10	2873.13					
34	Chitradurga	Challakere	NAYAKANAHATTI	Hobli	RAGI	IRR	10	1671.83					
35	Chitradurga	Challakere	PARASHURAOPURA	Hobli	RAGI	IRR	10	1883.78					
36	Chitradurga	Challakere	TALAKU	Hobli	RAGI	IRR	10	2225.48					

Government of Karnataka
Directorate of Economics and Statistics
Hobli Level Average Yield data for Kharif season 2019-20

S.N	District	Taluk	Insurance Unit (hobli/ GP)	GP/HO BLI	Crop	IRR - RF	No_CCE_Conducted	Average Yield(Kg/ Ha)	Name_Of_Higher_Level	No_cce_Conducted_Higher	Higher average Yield(Kg/Ha)	Neighbouring Yield	Tech. based Yield
37	Chitradurga	Challakere	KASABA	Hobli	RAGI	RF			Taluk Level	10	1105.47		
38	Chitradurga	Challakere	NAYAKANAHATTI	Hobli	RAGI	RF	10	1105.47					
39	Chitradurga	Challakere	KASABA	Hobli	Sorghum (Jowar/Great Millet)	IRR			Taluk Level	8	534.55		
40	Chitradurga	Challakere	NAYAKANAHATTI	Hobli	Sorghum (Jowar/Great Millet)	IRR			Taluk Level	8	534.55		
41	Chitradurga	Challakere	PARASHURAOPURA	Hobli	Sorghum (Jowar/Great Millet)	IRR			Taluk Level	8	534.55		
42	Chitradurga	Challakere	TALAKU	Hobli	Sorghum (Jowar/Great Millet)	IRR			Taluk Level	8	534.55		
43	Chitradurga	Challakere	KASABA	Hobli	Sorghum (Jowar/Great Millet)	RF	10	573.52					
44	Chitradurga	Challakere	NAYAKANAHATTI	Hobli	Sorghum (Jowar/Great Millet)	RF	10	451.56					
45	Chitradurga	Challakere	PARASHURAOPURA	Hobli	Sorghum (Jowar/Great Millet)	RF	10	606.60					
46	Chitradurga	Challakere	TALAKU	Hobli	Sorghum (Jowar/Great Millet)	RF	10	378.00					
47	Chitradurga	Challakere	KASABA	Hobli	SUNFLOWER	IRR			District Level	8	829.90		
48	Chitradurga	Challakere	NAYAKANAHATTI	Hobli	SUNFLOWER	IRR			District Level	8	829.90		
49	Chitradurga	Challakere	PARASHURAOPURA	Hobli	SUNFLOWER	IRR			District Level	8	829.90		
50	Chitradurga	Challakere	TALAKU	Hobli	SUNFLOWER	IRR			District Level	8	829.90		
51	Chitradurga	Challakere	KASABA	Hobli	SUNFLOWER	RF	10	778.83					
52	Chitradurga	Challakere	NAYAKANAHATTI	Hobli	SUNFLOWER	RF	10	394.25					
53	Chitradurga	Challakere	PARASHURAOPURA	Hobli	SUNFLOWER	RF	10	554.77					
54	Chitradurga	Challakere	TALAKU	Hobli	SUNFLOWER	RF			Taluk Level	30	575.95		
55	Chitradurga	Challakere	NAYAKANAHATTI	Hobli	Tomato	NS	10	10074.56					

Government of Karnataka
Directorate of Economics and Statistics
Hobli Level Average Yield data for Kharif season 2019-20

S.N	District	Taluk	Insurance Unit (hobli/ GP)	GP/HO BLI	Crop	IRR_RF	No_CCE_Conducted	Average Yield(Kg/Ha)	Name_Of_Higher_Level	No_cce_Conducted_Higher	Higher average Yield(Kg/Ha)	Neighbouring Yield	Tech. based Yield
56	Chitradurga	Challakere	TALAKU	Hobli	Tomato	NS	10	9615.60					
57	Chitradurga	Chitradurga	BHARAMASAGARA	Hobli	COTTON	IRR	10	299.58					
58	Chitradurga	Chitradurga	KASABA	Hobli	COTTON	IRR	10	270.32					
59	Chitradurga	Chitradurga	TURUVANURU	Hobli	COTTON	IRR	10	354.28					
60	Chitradurga	Chitradurga	BHARAMASAGARA	Hobli	COTTON	RF	10	305.84					
61	Chitradurga	Chitradurga	HIREGUNTANURU	Hobli	COTTON	RF	10	231.78					
62	Chitradurga	Chitradurga	KASABA	Hobli	COTTON	RF	10	286.96					
63	Chitradurga	Chitradurga	TURUVANURU	Hobli	COTTON	RF	10	244.53					
64	Chitradurga	Chitradurga	KASABA	Hobli	Green Gram (Moong Bean/ Moong)	RF			District Level	34	122.56		
65	Chitradurga	Chitradurga	TURUVANURU	Hobli	Green Gram (Moong Bean/ Moong)	RF			District Level	34	122.56		
66	Chitradurga	Chitradurga	KASABA	Hobli	GROUNDNUT	IRR			Taluk Level	2	1089.26		
67	Chitradurga	Chitradurga	BHARAMASAGARA	Hobli	GROUNDNUT	RF	10	1065.48					
68	Chitradurga	Chitradurga	HIREGUNTANURU	Hobli	GROUNDNUT	RF	10	1063.63					
69	Chitradurga	Chitradurga	KASABA	Hobli	GROUNDNUT	RF			Taluk Level	38	944.34		
70	Chitradurga	Chitradurga	TURUVANURU	Hobli	GROUNDNUT	RF	10	906.23					
71	Chitradurga	Chitradurga	HIREGUNTANURU	Hobli	Horse Gram (kulthi/kultha)	RF	10	995.54					
72	Chitradurga	Chitradurga	KASABA	Hobli	Horse Gram (kulthi/kultha)	RF	10	1073.79					
73	Chitradurga	Chitradurga	TURUVANURU	Hobli	Horse Gram (kulthi/kultha)	RF	10	1165.33					
74	Chitradurga	Chitradurga	BHARAMASAGARA	Hobli	Maize (Makka)	IRR	10	5228.32					

Government of Karnataka
Directorate of Economics and Statistics
Hobli Level Average Yield data for Kharif season 2019-20

S.N	District	Taluk	Insurance Unit (hobli/ GP)	GP/HO BLI	Crop	IRR_RF	No_CCE_Conducted	Average Yield(Kg/Ha)	Name_Of_Higher_Level	No_cce Conducted_Higher	Higher average Yield(Kg/Ha)	Neighbouring Yield	Tech. based Yield
75	Chitradurga	Chitradurga	HIREGUNTANURU	Hobli	Maize (Makka)	IRR	10	4760.99					
76	Chitradurga	Chitradurga	KASABA	Hobli	Maize (Makka)	IRR	10	4249.22					
77	Chitradurga	Chitradurga	TURUVANURU	Hobli	Maize (Makka)	IRR	10	4303.34					
78	Chitradurga	Chitradurga	KASABA	Hobli	Navane	RF	10	229.17					
79	Chitradurga	Chitradurga	TURUVANURU	Hobli	Navane	RF	10	240.66					
80	Chitradurga	Chitradurga	BHARAMASAGARA	Hobli	Onion	IRR	10	10632.20					
81	Chitradurga	Chitradurga	HIREGUNTANURU	Hobli	Onion	IRR	10	5926.31					
82	Chitradurga	Chitradurga	KASABA	Hobli	Onion	IRR	10	14721.56					
83	Chitradurga	Chitradurga	TURUVANURU	Hobli	Onion	IRR	10	9896.00					
84	Chitradurga	Chitradurga	HIREGUNTANURU	Hobli	Onion	RF	10	6190.00					
85	Chitradurga	Chitradurga	KASABA	Hobli	Onion	RF			Taluk Level	28	5977.95		
86	Chitradurga	Chitradurga	TURUVANURU	Hobli	Onion	RF	10	4817.83					
87	Chitradurga	Chitradurga	KASABA	Hobli	Pearl Millet (Bajra/Bulrush Millet/Spiked Millet)	RF			Taluk Level	16	649.78		
88	Chitradurga	Chitradurga	TURUVANURU	Hobli	Pearl Millet (Bajra/Bulrush Millet/Spiked Millet)	RF	10	630.91					
89	Chitradurga	Chitradurga	BHARAMASAGARA	Hobli	Pigeon pea (red gram/arhar/tur)	RF	10	862.24					
90	Chitradurga	Chitradurga	HIREGUNTANURU	Hobli	Pigeon pea (red gram/arhar/tur)	RF	10	350.11					
91	Chitradurga	Chitradurga	KASABA	Hobli	Pigeon pea (red gram/arhar/tur)	RF			Taluk Level	39	578.97		
92	Chitradurga	Chitradurga	TURUVANURU	Hobli	Pigeon pea (red gram/arhar/tur)	RF	10	549.07					

Government of Karnataka
Directorate of Economics and Statistics
Hobli Level Average Yield data for Kharif season 2019-20

S.N	District	Taluk	Insurance Unit (hobli/ GP)	GP/HO BLI	Crop	IRR RF	No_CCE Conducted	Average Yield(Kg/Ha)	Name_OF_Higher_Level	No_cce Conducted Higher	Higher average Yield(Kg/Ha)	Neighbouring Yield	Tech. based Yield
93	Chitradurga	Chitradurga	BHARAMASAGARA	Hobli	RAGI	IRR			Taluk Level	12	1854.42		
94	Chitradurga	Chitradurga	HIREGUNTANURU	Hobli	RAGI	IRR			Taluk Level	12	1854.42		
95	Chitradurga	Chitradurga	KASABA	Hobli	RAGI	IRR			Taluk Level	12	1854.42		
96	Chitradurga	Chitradurga	BHARAMASAGARA	Hobli	RAGI	RF	10	2114.06					
97	Chitradurga	Chitradurga	HIREGUNTANURU	Hobli	RAGI	RF	10	1662.59					
98	Chitradurga	Chitradurga	KASABA	Hobli	RAGI	RF	10	1476.35					
99	Chitradurga	Chitradurga	TURUVANURU	Hobli	RAGI	RF	10	1611.12					
100	Chitradurga	Chitradurga	KASABA	Hobli	Sesame (Gingelly/Til)/Sesamum	RF			District Level	14	1338.50		
101	Chitradurga	Chitradurga	HIREGUNTANURU	Hobli	Sorghum (Jowar/Great Millet)	IRR			Taluk Level	4	566.81		
102	Chitradurga	Chitradurga	TURUVANURU	Hobli	Sorghum (Jowar/Great Millet)	IRR			Taluk Level	4	566.81		
103	Chitradurga	Chitradurga	BHARAMASAGARA	Hobli	Sorghum (Jowar/Great Millet)	RF	10	1918.84					
104	Chitradurga	Chitradurga	HIREGUNTANURU	Hobli	Sorghum (Jowar/Great Millet)	RF			Taluk Level	10	1918.84		
105	Chitradurga	Chitradurga	KASABA	Hobli	Sorghum (Jowar/Great Millet)	RF			Taluk Level	10	1918.84		
106	Chitradurga	Chitradurga	TURUVANURU	Hobli	Sorghum (Jowar/Great Millet)	RF			Taluk Level	10	1918.84		
107	Chitradurga	Chitradurga	KASABA	Hobli	SUNFLOWER	IRR			Taluk Level	2	552.35		
108	Chitradurga	Chitradurga	TURUVANURU	Hobli	SUNFLOWER	IRR			Taluk Level	2	552.35		
109	Chitradurga	Chitradurga	KASABA	Hobli	SUNFLOWER	RF			Taluk Level	14	708.86		
110	Chitradurga	Chitradurga	TURUVANURU	Hobli	SUNFLOWER	RF	10	776.89					
111	Chitradurga	Chitradurga	BHARAMASAGARA	Hobli	Tomato	NS	10	11553.60					

Government of Karnataka
Directorate of Economics and Statistics
Hobli Level Average Yield data for Kharif season 2019-20

S.N	District	Taluk	Insurance Unit (hobli/ GP)	GP/HO BLI	Crop	IRR- RF	No_CCE Conducted	Average Yield(Kg/ Ha)	Name_Of_Higher_Level	No_cce Conducted_Higher	Higher average Yield(Kg/Ha)	Neighbouring Yield	Tech-based Yield
112	Chitradurga	Hiriur	AIMANGALA	Hobli	COTTON	IRR			Taluk Level	30	342.30		
113	Chitradurga	Hiriur	DHARMAPURA	Hobli	COTTON	IRR	10	394.04					
114	Chitradurga	Hiriur	J G HALLI	Hobli	COTTON	IRR	10	306.08					
115	Chitradurga	Hiriur	KASABA	Hobli	COTTON	IRR			Taluk Level	30	342.30		
116	Chitradurga	Hiriur	AIMANGALA	Hobli	COTTON	RF	10	336.67					
117	Chitradurga	Hiriur	DHARMAPURA	Hobli	COTTON	RF			Taluk Level	21	255.21		
118	Chitradurga	Hiriur	J G HALLI	Hobli	COTTON	RF			Taluk Level	21	255.21		
119	Chitradurga	Hiriur	KASABA	Hobli	COTTON	RF			Taluk Level	21	255.21		
120	Chitradurga	Hiriur	AIMANGALA	Hobli	GROUNDNUT	IRR			Taluk Level	25	1380.70		
121	Chitradurga	Hiriur	DHARMAPURA	Hobli	GROUNDNUT	IRR			Taluk Level	25	1380.70		
122	Chitradurga	Hiriur	J G HALLI	Hobli	GROUNDNUT	IRR			Taluk Level	25	1380.70		
123	Chitradurga	Hiriur	KASABA	Hobli	GROUNDNUT	IRR			Taluk Level	25	1380.70		
124	Chitradurga	Hiriur	AIMANGALA	Hobli	Horse Gram (kulthi/kultha)	RF			Taluk Level	16	823.47		
125	Chitradurga	Hiriur	DHARMAPURA	Hobli	Horse Gram (kulthi/kultha)	RF			Taluk Level	16	823.47		
126	Chitradurga	Hiriur	J G HALLI	Hobli	Horse Gram (kulthi/kultha)	RF			Taluk Level	16	823.47		
127	Chitradurga	Hiriur	KASABA	Hobli	Horse Gram (kulthi/kultha)	RF			Taluk Level	16	823.47		
128	Chitradurga	Hiriur	AIMANGALA	Hobli	Maize (Makka)	IRR			Taluk Level	12	3408.27		
129	Chitradurga	Hiriur	DHARMAPURA	Hobli	Maize (Makka)	IRR			Taluk Level	12	3408.27		
130	Chitradurga	Hiriur	J G HALLI	Hobli	Maize (Makka)	IRR			Taluk Level	12	3408.27		

Government of Karnataka
Directorate of Economics and Statistics
Hobli Level Average Yield data for Kharif season 2019-20

S.N	District	Taluk	Insurance Unit (hobli/ GP)	GP/HO BLI	Crop	IRR- RF	No_CCE_Conducted	Average Yield(Kg/ Ha)	Name_Of_Higher_Level	No_cce Conducted_Higher	Higher average Yield(Kg/Ha)	Neighbouring Yield	Tech. based Yield
131	Chitradurga	Hiiriyur	KASABA	Hobli	Maize (Makka)	IRR			Taluk Level	12	3408.27		
132	Chitradurga	Hiiriyur	AIMANGALA	Hobli	Maize (Makka)	RF	10	1536.97					
133	Chitradurga	Hiiriyur	DHARMAPURA	Hobli	Maize (Makka)	RF			Taluk Level	20	1850.14		
134	Chitradurga	Hiiriyur	J G HALLI	Hobli	Maize (Makka)	RF			Taluk Level	20	1850.14		
135	Chitradurga	Hiiriyur	KASABA	Hobli	Maize (Makka)	RF			Taluk Level	20	1850.14		
136	Chitradurga	Hiiriyur	AIMANGALA	Hobli	Navane	RF			Taluk Level	26	329.30		
137	Chitradurga	Hiiriyur	DHARMAPURA	Hobli	Navane	RF			Taluk Level	26	329.30		
138	Chitradurga	Hiiriyur	J G HALLI	Hobli	Navane	RF			Taluk Level	26	329.30		
139	Chitradurga	Hiiriyur	KASABA	Hobli	Navane	RF			Taluk Level	26	329.30		
140	Chitradurga	Hiiriyur	AIMANGALA	Hobli	Onion	IRR			Taluk Level	33	15464.84		
141	Chitradurga	Hiiriyur	DHARMAPURA	Hobli	Onion	IRR			Taluk Level	33	15464.84		
142	Chitradurga	Hiiriyur	J G HALLI	Hobli	Onion	IRR			Taluk Level	33	15464.84		
143	Chitradurga	Hiiriyur	KASABA	Hobli	Onion	IRR	10	13438.87					
144	Chitradurga	Hiiriyur	AIMANGALA	Hobli	Onion	RF	10	10139.00					
145	Chitradurga	Hiiriyur	J G HALLI	Hobli	Onion	RF			Taluk Level	13	8836.15		
146	Chitradurga	Hiiriyur	DHARMAPURA	Hobli	PADDY	IRR			District Level	32	3542.02		
147	Chitradurga	Hiiriyur	J G HALLI	Hobli	PADDY	IRR			District Level	32	3542.02		
148	Chitradurga	Hiiriyur	KASABA	Hobli	PADDY	IRR			District Level	32	3542.02		

Government of Karnataka
Directorate of Economics and Statistics
Hobli Level Average Yield data for Kharif season 2019-20

S.N	District	Taluk	Insurance Unit (hobli/ GP)	GP/HO BLI	Crop	IRR_RF	No_CCE_Conducted	Average Yield(Kg/Ha)	Name_Of_Higher_Level	No_cce Conducted_Higher	Higher average Yield(Kg/Ha)	Neighbouring Yield	Tech. based Yield
149	Chitradurga	Hiiriyur	AIMANGALA	Hobli	Pearl Millet (Bajra/Bulrush Millet/Spiked Millet)	RF			Taluk Level	10	449.17		
150	Chitradurga	Hiiriyur	DHARMAPURA	Hobli	Pearl Millet (Bajra/Bulrush Millet/Spiked Millet)	RF			Taluk Level	10	449.17		
151	Chitradurga	Hiiriyur	J G HALLI	Hobli	Pearl Millet (Bajra/Bulrush Millet/Spiked Millet)	RF			Taluk Level	10	449.17		
152	Chitradurga	Hiiriyur	KASABA	Hobli	Pearl Millet (Bajra/Bulrush Millet/Spiked Millet)	RF			Taluk Level	10	449.17		
153	Chitradurga	Hiiriyur	AIMANGALA	Hobli	Pigeon pea (red gram/arhar/tur)	RF	10	147.03					
154	Chitradurga	Hiiriyur	DHARMAPURA	Hobli	Pigeon pea (red gram/arhar/tur)	RF			Taluk Level	35	261.62		
155	Chitradurga	Hiiriyur	J G HALLI	Hobli	Pigeon pea (red gram/arhar/tur)	RF			Taluk Level	35	261.62		
156	Chitradurga	Hiiriyur	KASABA	Hobli	Pigeon pea (red gram/arhar/tur)	RF	10	298.38					
157	Chitradurga	Hiiriyur	AIMANGALA	Hobli	RAGI	IRR			Taluk Level	16	1321.61		
158	Chitradurga	Hiiriyur	DHARMAPURA	Hobli	RAGI	IRR			Taluk Level	16	1321.61		
159	Chitradurga	Hiiriyur	J G HALLI	Hobli	RAGI	IRR			Taluk Level	16	1321.61		
160	Chitradurga	Hiiriyur	KASABA	Hobli	RAGI	IRR			Taluk Level	16	1321.61		
161	Chitradurga	Hiiriyur	AIMANGALA	Hobli	RAGI	RF	10	870.83					
162	Chitradurga	Hiiriyur	DHARMAPURA	Hobli	RAGI	RF			Taluk Level	24	834.34		
163	Chitradurga	Hiiriyur	J G HALLI	Hobli	RAGI	RF	10	702.04					
164	Chitradurga	Hiiriyur	KASABA	Hobli	RAGI	RF			Taluk Level	24	834.34		
165	Chitradurga	Hiiriyur	AIMANGALA	Hobli	Sorghum (Jowar/Great Millet)	IRR			District Level	28	2112.29		

Government of Karnataka
Directorate of Economics and Statistics
Hobli Level Average Yield data for Kharif season 2019-20

S.N	District	Taluk	Insurance Unit (Hobli/ GP)	GP/HO BLI	Crop	IRR RF	No_CCE Conducted	Average Yield(Kg/ Ha)	Name_Of_Higher_Level	No_cce Conducted_Higher	Higher average Yield(Kg/Ha)	Neighbouring Yield	Tech. based Yield
166	Chitradurga	Hiiriyur	AIMANGALA	Hobli	Sorghum (Jowar/Great Millet)	RF			Taluk Level	10	595.47		
167	Chitradurga	Hiiriyur	DHARMAPURA	Hobli	Sorghum (Jowar/Great Millet)	RF			Taluk Level	10	595.47		
168	Chitradurga	Hiiriyur	J G HALLI	Hobli	Sorghum (Jowar/Great Millet)	RF			Taluk Level	10	595.47		
169	Chitradurga	Hiiriyur	KASABA	Hobli	Sorghum (Jowar/Great Millet)	RF			Taluk Level	10	595.47		
170	Chitradurga	Hiiriyur	AIMANGALA	Hobli	SUNFLOWER	IRR			Taluk Level	4	612.18		
171	Chitradurga	Hiiriyur	DHARMAPURA	Hobli	SUNFLOWER	IRR			Taluk Level	4	612.18		
172	Chitradurga	Hiiriyur	J G HALLI	Hobli	SUNFLOWER	IRR			Taluk Level	4	612.18		
173	Chitradurga	Hiiriyur	KASABA	Hobli	SUNFLOWER	IRR			Taluk Level	4	612.18		
174	Chitradurga	Holalkere	BEEDURGA	Hobli	COTTON	RF	10	420.29					
175	Chitradurga	Holalkere	KASABA	Hobli	COTTON	RF	10	345.13					
176	Chitradurga	Holalkere	RAMAGIRI	Hobli	COTTON	RF	10	300.58					
177	Chitradurga	Holalkere	TALYA	Hobli	COTTON	RF	10	494.54					
178	Chitradurga	Holalkere	BEEDURGA	Hobli	Green Gram (Moong Bean/ Moong)	RF			District Level	34	122.56		
179	Chitradurga	Holalkere	RAMAGIRI	Hobli	Green Gram (Moong Bean/ Moong)	RF			District Level	34	122.56		
180	Chitradurga	Holalkere	TALYA	Hobli	Green Gram (Moong Bean/ Moong)	RF			District Level	34	122.56		
181	Chitradurga	Holalkere	BEEDURGA	Hobli	GROUNDNUT	RF			Taluk Level	34	1242.28		
182	Chitradurga	Holalkere	KASABA	Hobli	GROUNDNUT	RF	10	1134.31					
183	Chitradurga	Holalkere	RAMAGIRI	Hobli	GROUNDNUT	RF	10	1369.96					
184	Chitradurga	Holalkere	TALYA	Hobli	GROUNDNUT	RF	10	1470.06					

Government of Karnataka
Directorate of Economics and Statistics
Hobli Level Average Yield data for Kharif season 2019-20

S.N	District	Taluk	Insurance Unit (hobli/ GP)	GP/HO BLI	Crop	IRR RF	No. CCE Conducted	Average Yield(Kg/Ha)	Name Of Higher Level	No. cce Conducted Higher	Higher average Yield(Kg/Ha)	Neighbouring Yield	Tech-based Yield
185	Chitradurga	Holalkere	RAMAGIRI	Hobli	Navane	RF	10	545.03					
186	Chitradurga	Holalkere	TALYA	Hobli	Navane	RF	10	455.80					
187	Chitradurga	Holalkere	KASABA	Hobli	Onion	IRR	10	15456.00					
188	Chitradurga	Holalkere	RAMAGIRI	Hobli	Onion	IRR	10	14264.00					
189	Chitradurga	Holalkere	TALYA	Hobli	Onion	IRR	10	8933.92					
190	Chitradurga	Holalkere	RAMAGIRI	Hobli	Onion	RF	10	10631.20					
191	Chitradurga	Holalkere	TALYA	Hobli	Onion	RF	10	8030.60					
192	Chitradurga	Holalkere	BEEDURGA	Hobli	Pigeon pea (red gram/arhar/tur)	RF	10	622.50					
193	Chitradurga	Holalkere	KASABA	Hobli	Pigeon pea (red gram/arhar/tur)	RF	10	1138.48					
194	Chitradurga	Holalkere	RAMAGIRI	Hobli	Pigeon pea (red gram/arhar/tur)	RF	10	990.76					
195	Chitradurga	Holalkere	TALYA	Hobli	Pigeon pea (red gram/arhar/tur)	RF	10	621.64					
196	Chitradurga	Holalkere	RAMAGIRI	Hobli	Save	RF	10	1266.64					
197	Chitradurga	Holalkere	BEEDURGA	Hobli	Sesame (Gingelly/Til)/Sesamum	RF			District Level	14	1338.50		
198	Chitradurga	Holalkere	KASABA	Hobli	Sesame (Gingelly/Til)/Sesamum	RF			District Level	14	1338.50		
199	Chitradurga	Holalkere	RAMAGIRI	Hobli	Sesame (Gingelly/Til)/Sesamum	RF			District Level	14	1338.50		
200	Chitradurga	Holalkere	TALYA	Hobli	Sesame (Gingelly/Til)/Sesamum	RF			District Level	14	1338.50		
201	Chitradurga	Holalkere	BEEDURGA	Hobli	Sorghum (Jowar/Great Millet)	RF			District Level	76	684.24		
202	Chitradurga	Holalkere	KASABA	Hobli	Sorghum (Jowar/Great Millet)	RF			District Level	76	684.24		
203	Chitradurga	Holalkere	RAMAGIRI	Hobli	Sorghum (Jowar/Great Millet)	RF			District Level	76	684.24		

Government of Karnataka
Directorate of Economics and Statistics
Hobli Level Average Yield data for Kharif season 2019-20

S.N	District	Taluk	Insurance Unit (hobli/ GP)	GP/HO BLI	Crop	IRR_Rf	No_OCE_Conducted	Average Yield(Kg/Ha)	Name_Of_Higher_Level	No_cce Conducted_Higher	Higher average Yield(Kg/Ha)	Neighbouring Yield	Tech-based Yield
204	Chitradurga	Holalkere	TALYA	Hobli	Sorghum (Jowar/Great Millet)	RF			District Level	76	684.24		
205	Chitradurga	Holalkere	BEEDURGA	Hobli	SUNFLOWER	RF			District Level	102	540.54		
206	Chitradurga	Holalkere	RAMAGIRI	Hobli	Tomato	NS			Taluk Level	4	9500.00		
207	Chitradurga	Holalkere	TALYA	Hobli	Tomato	NS			Taluk Level	4	9500.00		
208	Chitradurga	Hosadurga	KASABA	Hobli	COTTON	RF	10	312.58					
209	Chitradurga	Hosadurga	MADADAKERE	Hobli	COTTON	RF	10	222.72					
210	Chitradurga	Hosadurga	MATTODU	Hobli	COTTON	RF	10	410.61					
211	Chitradurga	Hosadurga	KASABA	Hobli	Green Gram (Moong Bean/ Moong)	RF			Taluk Level	34	122.56		
212	Chitradurga	Hosadurga	MADADAKERE	Hobli	Green Gram (Moong Bean/ Moong)	RF			Taluk Level	34	122.56		
213	Chitradurga	Hosadurga	MATTODU	Hobli	Green Gram (Moong Bean/ Moong)	RF	10	131.21					
214	Chitradurga	Hosadurga	SHREERAMPURA	Hobli	Green Gram (Moong Bean/ Moong)	RF	10	90.69					
215	Chitradurga	Hosadurga	KASABA	Hobli	GROUNDNUT	RF	10	1034.86					
216	Chitradurga	Hosadurga	MADADAKERE	Hobli	GROUNDNUT	RF	10	1083.25					
217	Chitradurga	Hosadurga	MATTODU	Hobli	GROUNDNUT	RF	10	1080.75					
218	Chitradurga	Hosadurga	SHREERAMPURA	Hobli	GROUNDNUT	RF	10	1172.93					
219	Chitradurga	Hosadurga	KASABA	Hobli	Horse Gram (kulthi/kultha)	RF			Taluk Level	38	1096.11		
220	Chitradurga	Hosadurga	MADADAKERE	Hobli	Horse Gram (kulthi/kultha)	RF	10	1252.95					
221	Chitradurga	Hosadurga	MATTODU	Hobli	Horse Gram (kulthi/kultha)	RF	10	750.39					
222	Chitradurga	Hosadurga	SHREERAMPURA	Hobli	Horse Gram (kulthi/kultha)	RF	10	1390.67					

Government of Karnataka
Directorate of Economics and Statistics
Hobli Level Average Yield data for Kharif season 2019-20

S.N	District	Taluk	Insurance Unit (hobli/ GP)	GP/HO BLI	Crop	IRR- RF	No_CCE_Conducted	Average Yield(Kg/ Ha)	Name_Of_Higher_Level	No_cce_Conducted_Higher	Higher average Yield(Kg/Ha)	Neighbouring Yield	Tech. based Yield
223	Chitradurga	Hosadurga	KASABA	Hobli	Maize (Makka)	RF	10	2942.76					
224	Chitradurga	Hosadurga	MADADAKERE	Hobli	Maize (Makka)	RF	10	2812.94					
225	Chitradurga	Hosadurga	MATTODU	Hobli	Maize (Makka)	RF	10	2399.87					
226	Chitradurga	Hosadurga	KASABA	Hobli	Navane	RF	10	442.33					
227	Chitradurga	Hosadurga	MADADAKERE	Hobli	Navane	RF			Taluk Level	37	381.66		
228	Chitradurga	Hosadurga	MATTODU	Hobli	Navane	RF	10	382.77					
229	Chitradurga	Hosadurga	SHREERAMPURA	Hobli	Navane	RF			Taluk Level	37	381.66		
230	Chitradurga	Hosadurga	KASABA	Hobli	Onion	RF	10	8942.56					
231	Chitradurga	Hosadurga	KASABA	Hobli	PADDY	IRR			District Level	32	3542.02		
232	Chitradurga	Hosadurga	SHREERAMPURA	Hobli	PADDY	IRR			District Level	32	3542.02		
233	Chitradurga	Hosadurga	KASABA	Hobli	Pigeon pea (red gram/arhar/tur)	RF			Taluk Level	37	566.96		
234	Chitradurga	Hosadurga	MADADAKERE	Hobli	Pigeon pea (red gram/arhar/tur)	RF	10	528.04					
235	Chitradurga	Hosadurga	MATTODU	Hobli	Pigeon pea (red gram/arhar/tur)	RF			Taluk Level	37	566.96		
236	Chitradurga	Hosadurga	SHREERAMPURA	Hobli	Pigeon pea (red gram/arhar/tur)	RF	10	530.48					
237	Chitradurga	Hosadurga	KASABA	Hobli	RAGI	IRR			Taluk Level	4	1884.28		
238	Chitradurga	Hosadurga	KASABA	Hobli	Red Chillies	RF	10	1681.33					
239	Chitradurga	Hosadurga	KASABA	Hobli	Save	RF	10	2271.04					
240	Chitradurga	Hosadurga	MADADAKERE	Hobli	Save	RF	10	2684.60					
241	Chitradurga	Hosadurga	MATTODU	Hobli	Save	RF	10	1339.43					

Government of Karnataka
Directorate of Economics and Statistics
Hobli Level Average Yield data for Kharif season 2019-20

S.N	District	Taluk	Insurance Unit (hobli/ GP)	GP/HO BLI	Crop	IRR/RF	No_CCE_Conducted	Average Yield(Kg/Ha)	Name Of Higher Level	No_cce Conducted Higher	Higher average Yield(Kg/Ha)	Neighbouring Yield	Tech. based Yield
242	Chitradurga	Hosadurga	SHREERAMPURA	Hobli	Save	RF	10	1655.11					
243	Chitradurga	Hosadurga	KASABA	Hobli	Sesame (Gingelly/Til)/Sesamum	RF			Taluk Level	14	1338.50		
244	Chitradurga	Hosadurga	MADADAKERE	Hobli	Sesame (Gingelly/Til)/Sesamum	RF			Taluk Level	14	1338.50		
245	Chitradurga	Hosadurga	MATTODU	Hobli	Sesame (Gingelly/Til)/Sesamum	RF			Taluk Level	14	1338.50		
246	Chitradurga	Hosadurga	SHREERAMPURA	Hobli	Sesame (Gingelly/Til)/Sesamum	RF	10	1294.34					
247	Chitradurga	Hosadurga	KASABA	Hobli	Sorghum (Jowar/Great Millet)	RF			District Level	76	684.24		
248	Chitradurga	Hosadurga	MADADAKERE	Hobli	Sorghum (Jowar/Great Millet)	RF			District Level	76	684.24		
249	Chitradurga	Hosadurga	MATTODU	Hobli	Sorghum (Jowar/Great Millet)	RF			District Level	76	684.24		
250	Chitradurga	Hosadurga	SHREERAMPURA	Hobli	Sorghum (Jowar/Great Millet)	RF			District Level	76	684.24		
251	Chitradurga	Hosadurga	KASABA	Hobli	SUNFLOWER	RF			District Level	102	540.54		
252	Chitradurga	Hosadurga	MADADAKERE	Hobli	SUNFLOWER	RF			District Level	102	540.54		
253	Chitradurga	Molakalmur	DEVASAMUDRA	Hobli	COTTON	IRR	10	340.94					
254	Chitradurga	Molakalmur	KASABA	Hobli	COTTON	IRR	10	505.14					
255	Chitradurga	Molakalmur	DEVASAMUDRA	Hobli	COTTON	RF	10	264.04					
256	Chitradurga	Molakalmur	DEVASAMUDRA	Hobli	Horse Gram (kulthi/kultha)	RF			Taluk Level	14	861.52		
257	Chitradurga	Molakalmur	KASABA	Hobli	Horse Gram (kulthi/kultha)	RF	10	1054.46					
258	Chitradurga	Molakalmur	DEVASAMUDRA	Hobli	Maize (Makka)	IRR			Taluk Level	16	5355.52		
259	Chitradurga	Molakalmur	KASABA	Hobli	Maize (Makka)	IRR	10	5512.39					
260	Chitradurga	Molakalmur	DEVASAMUDRA	Hobli	Maize (Makka)	RF			Taluk Level	6	2421.66		

Government of Karnataka
Directorate of Economics and Statistics
Hobli Level Average Yield data for Kharif season 2019-20

S.N	District	Taluk	Insurance Unit (hobli/ GP)	GP/HO BLI	Crop	IRR- RF	No_CCE Conducted	Average Yield(Kg/ Ha)	Name Of Higher Level	No_cce Conducted Higher	Higher average Yield(Kg/Ha)	Neighbouring Yield	Tech. based Yield
261	Chitradurga	Molakalmur	DEVASAMUDRA	Hobli	Navane	RF	10	506.86					
262	Chitradurga	Molakalmur	KASABA	Hobli	Navane	RF	10	352.72					
263	Chitradurga	Molakalmur	DEVASAMUDRA	Hobli	Onion	IRR			Taluk Level	13	15787.69		
264	Chitradurga	Molakalmur	KASABA	Hobli	Onion	IRR			Taluk Level	13	15787.69		
265	Chitradurga	Molakalmur	DEVASAMUDRA	Hobli	PADDY	IRR			Taluk Level	12	2918.16		
266	Chitradurga	Molakalmur	KASABA	Hobli	PADDY	IRR			Taluk Level	12	2918.16		
267	Chitradurga	Molakalmur	DEVASAMUDRA	Hobli	Pearl Millet (Bajra/Bulrush Millet/Spiked Millet)	RF	10	520.25					
268	Chitradurga	Molakalmur	KASABA	Hobli	Pearl Millet (Bajra/Bulrush Millet/Spiked Millet)	RF	10	829.24					
269	Chitradurga	Molakalmur	DEVASAMUDRA	Hobli	Pigeon pea (red gram/arhar/tur)	RF			Taluk Level	18	325.12		
270	Chitradurga	Molakalmur	KASABA	Hobli	Pigeon pea (red gram/arhar/tur)	RF	10	201.46					
271	Chitradurga	Molakalmur	DEVASAMUDRA	Hobli	RAGI	IRR			Taluk Level	16	1700.43		
272	Chitradurga	Molakalmur	KASABA	Hobli	RAGI	IRR	10	1897.65					
273	Chitradurga	Molakalmur	KASABA	Hobli	RAGI	RF			Taluk Level	9	1469.19		
274	Chitradurga	Molakalmur	DEVASAMUDRA	Hobli	Sorghum (Jowar/Great Millet)	IRR			Taluk Level	16	3287.54		
275	Chitradurga	Molakalmur	KASABA	Hobli	Sorghum (Jowar/Great Millet)	IRR			Taluk Level	16	3287.54		
276	Chitradurga	Molakalmur	DEVASAMUDRA	Hobli	Sorghum (Jowar/Great Millet)	RF			Taluk Level	16	422.68		
277	Chitradurga	Molakalmur	KASABA	Hobli	Sorghum (Jowar/Great Millet)	RF	10	409.96					
278	Chitradurga	Molakalmur	DEVASAMUDRA	Hobli	SUNFLOWER	IRR			Taluk Level	2	1542.89		

Government of Karnataka
Directorate of Economics and Statistics
Hobli Level Average Yield data for Kharif season 2019-20

S.N	District	Taluk	Insurance Unit (hobli/ GP)	GP/HO BLI	Crop	IRR_Rf	No_CCE_Conducted	Average Yield(Kg/ Ha)	Name_Of_Higher_Level	No_cce Conducted_Higher	Higher average Yield(Kg/Ha)	Neighbouring Yield	Tech. based Yield
279	Chitradurga	Molakalmur	DEVASAMUDRA	Hobli	SUNFLOWER	RF			Taluk Level	9	729.65		
280	Chitradurga	Molakalmur	KASABA	Hobli	SUNFLOWER	RF			Taluk Level	9	729.65		
281	Chitradurga	Molakalmur	DEVASAMUDRA	Hobli	Tomato	NS			Taluk Level	6	8172.00		


Director

Directorate of Economics and Statistics

Government of Karnataka
Directorate of Economics and Statistics
Hobli Level Average Yield data for Kharif season 2019-20

S.N	District	Taluk	Insurance Unit (hobli/ GP)	GP/HO BLI	Crop	IRR- RF	No_CCE_Conducted	Average Yield(Kg/ Ha)	Name_Of_Higher_Level	No_cce_Conducted_Higher	Higher average Yield(Kg/Ha)	Neighbouring Yield	Tech. based Yield
1	Davangere	Channagiri	KASABA	Hobli	COTTON	RF	10	427.48					
2	Davangere	Channagiri	SANTEBENNURU-1	Hobli	COTTON	RF	10	503.97					
3	Davangere	Channagiri	SANTEBENNURU-2	Hobli	COTTON	RF	10	230.34					
4	Davangere	Channagiri	KASABA	Hobli	GROUNDNUT	RF	10	1405.81					
5	Davangere	Channagiri	UBRANI	Hobli	GROUNDNUT	RF	10	2015.57					
6	Davangere	Channagiri	KASABA	Hobli	Onion	RF	10	9976.00					
7	Davangere	Channagiri	SANTEBENNURU-2	Hobli	Onion	RF	10	14368.20					
8	Davangere	Channagiri	UBRANI	Hobli	Onion	RF	10	10104.76					
9	Davangere	Channagiri	BASAVAPATTANA-1	Hobli	PADDY	IRR	10	6364.74					
10	Davangere	Channagiri	BASAVAPATTANA-2	Hobli	PADDY	IRR	10	6363.10					
11	Davangere	Channagiri	KASABA	Hobli	PADDY	IRR	10	4242.29					
12	Davangere	Channagiri	SANTEBENNURU-1	Hobli	PADDY	IRR	10	4165.50					
13	Davangere	Channagiri	SANTEBENNURU-2	Hobli	PADDY	IRR	10	5270.19					
14	Davangere	Channagiri	SANTEBENNURU-1	Hobli	PADDY	RF			State Level	4680	3909.82		
15	Davangere	Channagiri	UBRANI	Hobli	PADDY	RF			State Level	4680	3909.82		
16	Davangere	Channagiri	BASAVAPATTANA-1	Hobli	RAGI	RF	10	1619.57					
17	Davangere	Channagiri	BASAVAPATTANA-2	Hobli	RAGI	RF	10	993.83					
18	Davangere	Channagiri	KASABA	Hobli	RAGI	RF	10	1316.51					
19	Davangere	Channagiri	SANTEBENNURU-1	Hobli	RAGI	RF	10	1993.83					

Government of Karnataka
Directorate of Economics and Statistics
Hobli Level Average Yield data for Kharif season 2019-20

S:N	District	Taluk	Insurance Unit (hobli/ GP)	GP/HO BLI	Crop	IRR- RF	No_OCE_Conducted	Average Yield(Kg/ Ha)	Name_Of_Higher_Level	No_cca_Conducted_Higher	Higher average Yield(Kg/Ha)	Neighbouring Yield	Tech. based Yield
20	Davangere	Channagiri	SANTEBENNURU-2	Hobli	RAGI	RF	10	2320.10					
21	Davangere	Channagiri	UBRANI	Hobli	RAGI	RF	10	1355.15					
22	Davangere	Channagiri	SANTEBENNURU-1	Hobli	Sesame (Gingelly/Til)/Sesamum	RF			State Level	1121	806.29		
23	Davangere	Channagiri	UBRANI	Hobli	Sesame (Gingelly/Til)/Sesamum	RF			State Level	1121	806.29		
24	Davangere	Channagiri	BASAVAPATTANA-1	Hobli	Sorghum (Jowar/Great Millet)	RF	10	2404.27					
25	Davangere	Channagiri	BASAVAPATTANA-2	Hobli	Sorghum (Jowar/Great Millet)	RF	10	2907.38					
26	Davangere	Channagiri	KASABA	Hobli	Sorghum (Jowar/Great Millet)	RF			Taluk Level	20	2655.82		
27	Davangere	Channagiri	SANTEBENNURU-1	Hobli	Sorghum (Jowar/Great Millet)	RF			Taluk Level	20	2655.82		
28	Davangere	Channagiri	SANTEBENNURU-2	Hobli	Sorghum (Jowar/Great Millet)	RF			Taluk Level	20	2655.82		
29	Davangere	Channagiri	UBRANI	Hobli	Sorghum (Jowar/Great Millet)	RF			Taluk Level	20	2655.82		
30	Davangere	Davanagere	ANAGODU	Hobli	COTTON	RF	10	380.81					
31	Davangere	Davanagere	ANAGODU	Hobli	Maize (Makka)	IRR	10	3825.22					
32	Davangere	Davanagere	KASABA	Hobli	Maize (Makka)	IRR	10	5888.44					
33	Davangere	Davanagere	MAYAKONDA	Hobli	Maize (Makka)	IRR	10	5608.11					
34	Davangere	Davanagere	ANAGODU	Hobli	PADDY	IRR	10	4457.48					
35	Davangere	Davanagere	KASABA	Hobli	PADDY	IRR	10	5374.74					
36	Davangere	Davanagere	MAYAKONDA	Hobli	PADDY	IRR	10	5889.02					
37	Davangere	Davanagere	ANAGODU	Hobli	Pigeon pea (red gram/arhar/tur)	RF	10	963.93					
38	Davangere	Davanagere	KASABA	Hobli	Pigeon pea (red gram/arhar/tur)	RF	10	444.46					

Government of Karnataka
Directorate of Economics and Statistics
Hobli Level Average Yield data for Kharif season 2019-20

S.N	District	Taluk	Insurance Unit (hobli/ GP)	GP/HO BLI	Crop	IRR RF	No_CCE Conducted	Average Yield(Kg/ Ha)	Name_Of_Higher_Level	No_cce Conducted Higher	Higher average Yield(Kg/Ha)	Neighbouring Yield	Tech-based Yield
39	Davangere	Davanagere	MAYAKONDA	Hobli	Pigeon pea (red gram/arhar/tur)	RF	10	479.48					
40	Davangere	Davanagere	KASABA	Hobli	RAGI	IRR	10	1868.66					
41	Davangere	Davanagere	ANAGODU	Hobli	RAGI	RF	10	2031.38					
42	Davangere	Davanagere	KASABA	Hobli	RAGI	RF	10	1215.32					
43	Davangere	Davanagere	MAYAKONDA	Hobli	RAGI	RF	10	2160.72					
44	Davangere	Davanagere	ANAGODU	Hobli	Sorghum (Jowar/Great Millet)	IRR			Taluk Level	2	2131.85		
45	Davangere	Davanagere	ANAGODU	Hobli	Sorghum (Jowar/Great Millet)	RF	10	3540.88					
46	Davangere	Davanagere	KASABA	Hobli	Sorghum (Jowar/Great Millet)	RF			Taluk Level	16	3489.21		
47	Davangere	Davanagere	MAYAKONDA	Hobli	Sorghum (Jowar/Great Millet)	RF			Taluk Level	16	3489.21		
48	Davangere	Davanagere	ANAGODU	Hobli	Sugarcane	IRR	10	118032.00					
49	Davangere	Davanagere	KASABA	Hobli	Sugarcane	IRR	10	146604.00					
50	Davangere	Davanagere	ANAGODU	Hobli	Tomato	NS	10	19847.83					
51	Davangere	Davanagere	MAYAKONDA	Hobli	Tomato	NS	10	15575.35					
52	Davangere	Harihar	MALEBENNURU	Hobli	COTTON	RF			District Level	70	318.47		
53	Davangere	Harihar	KASABA	Hobli	Maize (Makka)	IRR	10	4435.96					
54	Davangere	Harihar	MALEBENNURU	Hobli	Maize (Makka)	IRR	10	5584.39					
55	Davangere	Harihar	KASABA	Hobli	Sorghum (Jowar/Great Millet)	IRR			Taluk Level	2	3176.25		
56	Davangere	Harihar	MALEBENNURU	Hobli	Sorghum (Jowar/Great Millet)	IRR			Taluk Level	2	3176.25		
57	Davangere	Harihar	KASABA	Hobli	Sorghum (Jowar/Great Millet)	RF			District Level	78	2397.94		

Government of Karnataka
Directorate of Economics and Statistics
Hobli Level Average Yield data for Kharif season 2019-20

S.N	District	Taluk	Insurance Unit (hobli/ GP)	GP/HO BLI	Crop	IRR RF	No_CCE Conducted	Average Yield(Kg/ Ha)	Name Of Higher Level	No_cce Conducted Higher	Higher average Yield(Kg/Ha)	Neighbouring Yield	Tech. based Yield
58	Davangere	Harihar	MALEBENNURU	Hobli	Sorghum (Jowar/Great Millet)	RF			District Level	78	2397.94		
59	Davangere	Harihar	KASABA	Hobli	Sugarcane	IRR	10	90400.00					
60	Davangere	Harihar	MALEBENNURU	Hobli	Sugarcane	IRR	10	86400.00					
61	Davangere	Honnali	BELAGUTTI	Hobli	GROUNDNUT	RF	10	1570.71					
62	Davangere	Honnali	GOVINAKOVI-1	Hobli	GROUNDNUT	RF			Taluk Level	28	1356.87		
63	Davangere	Honnali	GOVINAKOVI-2	Hobli	GROUNDNUT	RF			Taluk Level	28	1356.87		
64	Davangere	Honnali	KASABA	Hobli	GROUNDNUT	RF	10	1037.28					
65	Davangere	Honnali	BELAGUTTI	Hobli	Maize (Makka)	IRR	10	3473.83					
66	Davangere	Honnali	GOVINAKOVI-1	Hobli	Maize (Makka)	IRR	10	4565.83					
67	Davangere	Honnali	GOVINAKOVI-2	Hobli	Maize (Makka)	IRR	10	3710.71					
68	Davangere	Honnali	KASABA	Hobli	Maize (Makka)	IRR	10	5680.49					
69	Davangere	Honnali	SASVEHALLI-1	Hobli	Maize (Makka)	IRR	10	5124.53					
70	Davangere	Honnali	SASVEHALLI-2	Hobli	Maize (Makka)	IRR	10	4031.19					
71	Davangere	Honnali	BELAGUTTI	Hobli	Onion	RF	10	5172.80					
72	Davangere	Honnali	KASABA	Hobli	Onion	RF	10	3597.20					
73	Davangere	Honnali	BELAGUTTI	Hobli	PADDY	IRR	10	4726.08					
74	Davangere	Honnali	GOVINAKOVI-1	Hobli	PADDY	IRR	10	5545.62					
75	Davangere	Honnali	GOVINAKOVI-2	Hobli	PADDY	IRR	10	5488.12					
76	Davangere	Honnali	KASABA	Hobli	PADDY	IRR	10	5130.02					

Government of Karnataka
Directorate of Economics and Statistics
Hobli Level Average Yield data for Kharif season 2019-20

S.N	District	Taluk	Insurance Unit (hobli/ GP)	GP/HO BLI	Crop	IRR/ RF	No_CCE Conducted	Average Yield(Kg/ Ha)	Name Of Higher Level	No_cce Conducted Higher	Higher average Yield(Kg/Ha)	Neighbouring Yield	Tech-based Yield
77	Davangere	Honnali	SASVEHALLI-1	Hobli	PADDY	IRR	10	5026.05					
78	Davangere	Honnali	SASVEHALLI-2	Hobli	PADDY	IRR	10	5420.16					
79	Davangere	Honnali	BELAGUTTI	Hobli	Pigeon pea (red gram/arhar/tur)	RF	10	213.43					
80	Davangere	Honnali	GOVINAKOVI-1	Hobli	Pigeon pea (red gram/arhar/tur)	RF	10	667.48					
81	Davangere	Honnali	KASABA	Hobli	Pigeon pea (red gram/arhar/tur)	RF	10	1078.62					
82	Davangere	Honnali	BELAGUTTI	Hobli	RAGI	RF	10	1842.45					
83	Davangere	Honnali	GOVINAKOVI-1	Hobli	RAGI	RF	10	2267.71					
84	Davangere	Honnali	GOVINAKOVI-2	Hobli	RAGI	RF	10	2012.75					
85	Davangere	Honnali	KASABA	Hobli	RAGI	RF	10	1426.46					
86	Davangere	Honnali	SASVEHALLI-1	Hobli	RAGI	RF	10	3061.76					
87	Davangere	Honnali	BELAGUTTI	Hobli	Sorghum (Jowar/Great Millet)	RF			Taluk Level	16	2282.47		
88	Davangere	Honnali	GOVINAKOVI-1	Hobli	Sorghum (Jowar/Great Millet)	RF			Taluk Level	16	2282.47		
89	Davangere	Honnali	GOVINAKOVI-2	Hobli	Sorghum (Jowar/Great Millet)	RF			Taluk Level	16	2282.47		
90	Davangere	Honnali	KASABA	Hobli	Sorghum (Jowar/Great Millet)	RF	10	2245.02					
91	Davangere	Honnali	SASVEHALLI-1	Hobli	Sorghum (Jowar/Great Millet)	RF			Taluk Level	16	2282.47		
92	Davangere	Honnali	BELAGUTTI	Hobli	SUNFLOWER	RF			Taluk Level	4	1492.05		
93	Davangere	Honnali	GOVINAKOVI-1	Hobli	SUNFLOWER	RF			Taluk Level	4	1492.05		
94	Davangere	Honnali	GOVINAKOVI-2	Hobli	SUNFLOWER	RF			Taluk Level	4	1492.05		
95	Davangere	Honnali	KASABA	Hobli	SUNFLOWER	RF			Taluk Level	4	1492.05		

Government of Karnataka
Directorate of Economics and Statistics
Hobli Level Average Yield data for Kharif season 2019-20

S.N	District	Taluk	Insurance Unit (hobli/ GP)	GP/HO BLI	Crop	IRR- RF	No_CCE_Conducted	Average Yield(Kg/ Ha)	Name_Of_Higher_Level	No_cce Conducted_Higher	Higher average Yield(Kg/Ha)	Neighbouring Yield	Tech. based Yield
96	Davangere	Honnali	BELAGUTTI	Hobli	Tomato	NS	10	11571.96					
97	Davangere	Jagalur	BILICHODU	Hobli	COTTON	IRR	10	336.94					
98	Davangere	Jagalur	KASABA	Hobli	COTTON	IRR			Taluk Level	29	331.64		
99	Davangere	Jagalur	SOKKE	Hobli	COTTON	IRR	10	365.29					
100	Davangere	Jagalur	BILICHODU	Hobli	COTTON	RF	10	234.19					
101	Davangere	Jagalur	KASABA	Hobli	COTTON	RF	10	222.34					
102	Davangere	Jagalur	SOKKE	Hobli	COTTON	RF	10	230.18					
103	Davangere	Jagalur	KASABA	Hobli	Green Gram (Moong Bean/ Moong)	RF			State Level	2983	318.19		
104	Davangere	Jagalur	KASABA	Hobli	GROUNDNUT	IRR			Taluk Level	10	1184.01		
105	Davangere	Jagalur	SOKKE	Hobli	GROUNDNUT	IRR	10	1184.01					
106	Davangere	Jagalur	BILICHODU	Hobli	GROUNDNUT	RF	10	962.56					
107	Davangere	Jagalur	KASABA	Hobli	GROUNDNUT	RF	10	681.60					
108	Davangere	Jagalur	SOKKE	Hobli	GROUNDNUT	RF	10	1112.11					
109	Davangere	Jagalur	KASABA	Hobli	Horse Gram (kulthi/kultha)	RF	10	349.00					
110	Davangere	Jagalur	BILICHODU	Hobli	Maize (Makka)	IRR	10	3445.07					
111	Davangere	Jagalur	KASABA	Hobli	Maize (Makka)	IRR	10	2438.66					
112	Davangere	Jagalur	SOKKE	Hobli	Maize (Makka)	IRR	10	3352.95					
113	Davangere	Jagalur	KASABA	Hobli	Navane	RF	10	263.98					
114	Davangere	Jagalur	SOKKE	Hobli	Navane	RF			Taluk Level	19	324.71		

Government of Karnataka
Directorate of Economics and Statistics
Hobli Level Average Yield data for Kharif season 2019-20

S.N	District	Taluk	Insurance Unit (hobli/ GP)	GP/HO BLI	Crop	IRR_RRF	No_CCE_Conducted	Average Yield(Kg/Ha)	Name_Of_Higher_Level	No_cce Conducted_Higher	Higher average Yield(Kg/Ha)	Neighbouring Yield	Tech. based Yield
115	Davangere	Jagalur	BILICHODU	Hobli	Onion	IRR	10	12016.00					
116	Davangere	Jagalur	KASABA	Hobli	Onion	IRR	10	10092.80					
117	Davangere	Jagalur	SOKKE	Hobli	Onion	IRR	10	10255.60					
118	Davangere	Jagalur	KASABA	Hobli	Onion	RF	10	7404.00					
119	Davangere	Jagalur	SOKKE	Hobli	Onion	RF	10	6893.92					
120	Davangere	Jagalur	KASABA	Hobli	Pearl Millet (Bajra/Bulrush Millet/Spiked Millet)	RF	10	589.11					
121	Davangere	Jagalur	SOKKE	Hobli	Pearl Millet (Bajra/Bulrush Millet/Spiked Millet)	RF	10	982.87					
122	Davangere	Jagalur	BILICHODU	Hobli	Pigeon pea (red gram/arhar/tur)	RF	10	162.89					
123	Davangere	Jagalur	KASABA	Hobli	Pigeon pea (red gram/arhar/tur)	RF	10	197.39					
124	Davangere	Jagalur	SOKKE	Hobli	Pigeon pea (red gram/arhar/tur)	RF	10	163.85					
125	Davangere	Jagalur	KASABA	Hobli	RAGI	IRR	10	731.52					
126	Davangere	Jagalur	BILICHODU	Hobli	RAGI	RF	10	1095.37					
127	Davangere	Jagalur	KASABA	Hobli	RAGI	RF	10	582.21					
128	Davangere	Jagalur	SOKKE	Hobli	RAGI	RF	10	1197.32					
129	Davangere	Jagalur	SOKKE	Hobli	Sesame (Gingelly/Til)/Sesamum	RF			State Level	1121	806.29		
130	Davangere	Jagalur	BILICHODU	Hobli	Sorghum (Jowar/Great Millet)	IRR			Taluk Level	20	2114.51		
131	Davangere	Jagalur	KASABA	Hobli	Sorghum (Jowar/Great Millet)	IRR	10	1111.11					
132	Davangere	Jagalur	SOKKE	Hobli	Sorghum (Jowar/Great Millet)	IRR	10	3117.91					

Government of Karnataka
Directorate of Economics and Statistics
Hobli Level Average Yield data for Kharif season 2019-20

S.N	District	Taluk	Insurance Unit (hobli/ GP)	GP/HO BLI	Crop	IRR_RRF	No_CCE_Conducted	Average Yield(Kg/Ha)	Name_Of_Higher_Level	No_cce_Conducted_Higher	Higher average Yield(Kg/Ha)	Neighbouring Yield	Tech. based Yield
133	Davangere	Jagalur	BILICHODU	Hobli	Sorghum (Jowar/Great Millet)	RF			Taluk Level	26	1599.07		
134	Davangere	Jagalur	KASABA	Hobli	Sorghum (Jowar/Great Millet)	RF	10	900.78					
135	Davangere	Jagalur	SOKKE	Hobli	Sorghum (Jowar/Great Millet)	RF	10	1655.18					
136	Davangere	Jagalur	KASABA	Hobli	SUNFLOWER	IRR			State Level	778	1087.19		
137	Davangere	Jagalur	KASABA	Hobli	SUNFLOWER	RF	10	327.16					
138	Davangere	Jagalur	SOKKE	Hobli	SUNFLOWER	RF	10	709.42					
139	Davangere	Jagalur	BILICHODU	Hobli	Tomato	NS	10	12601.16					


Director

Directorate of Economics and Statistics



Government of Karnataka
Directorate of Economics and Statistics
Hobli Level Average Yield data for Kharif season 2019-20

S.N	District	Taluk	Insurance Unit (hobli/ GP)	GP/HO BLI	Crop	IRR RF	No_CCE Conducted	Average Yield(Kg/ Ha)	Name_Of_Higher_Level	No_cce Conducted Higher	Higher average Yield(Kg/Ha)	Neighbouring Yield	Tech. based Yield
1	Dharwad	Dharwad	AMMINABAVI	Hobli	Black Gram (urd bean)	RF	10	504.06					
2	Dharwad	Dharwad	DHARAVADA	Hobli	Black Gram (urd bean)	RF	10	529.45					
3	Dharwad	Dharwad	GARAGA	Hobli	Black Gram (urd bean)	RF	10	587.89					
4	Dharwad	Dharwad	AMMINABAVI	Hobli	COTTON	IRR	10	482.30					
5	Dharwad	Dharwad	ALNAVARA	Hobli	COTTON	RF	10	329.60					
6	Dharwad	Dharwad	AMMINABAVI	Hobli	COTTON	RF	10	298.20					
7	Dharwad	Dharwad	DHARAVADA	Hobli	COTTON	RF	10	265.28					
8	Dharwad	Dharwad	GARAGA	Hobli	COTTON	RF	10	452.00					
9	Dharwad	Dharwad	AMMINABAVI	Hobli	Green Gram (Moong Bean/ Moong)	RF	10	300.40					
10	Dharwad	Dharwad	DHARAVADA	Hobli	Green Gram (Moong Bean/ Moong)	RF	10	379.40					
11	Dharwad	Dharwad	GARAGA	Hobli	Green Gram (Moong Bean/ Moong)	RF	10	366.28					
12	Dharwad	Dharwad	AMMINABAVI	Hobli	GROUNDNUT	IRR	10	1400.11					
13	Dharwad	Dharwad	AMMINABAVI	Hobli	GROUNDNUT	RF	10	1014.43					
14	Dharwad	Dharwad	DHARAVADA	Hobli	GROUNDNUT	RF	10	962.33					
15	Dharwad	Dharwad	GARAGA	Hobli	GROUNDNUT	RF	10	1179.85					
16	Dharwad	Dharwad	ALNAVARA	Hobli	Maize (Makka)	IRR			Taluk Level	30	4533.52		
17	Dharwad	Dharwad	AMMINABAVI	Hobli	Maize (Makka)	IRR	10	4232.44					
18	Dharwad	Dharwad	DHARAVADA	Hobli	Maize (Makka)	IRR	10	4639.77					
19	Dharwad	Dharwad	GARAGA	Hobli	Maize (Makka)	IRR	10	4728.36					

Government of Karnataka
Directorate of Economics and Statistics
Hobli Level Average Yield data for Kharif season 2019-20

S.N	District	Taluk	Insurance Unit (hobli/ GP)	GP/HO BLI	Crop	IRR RF	No_CCE Conducted	Average Yield(Kg/ Ha)	Name_Of Higher_Level	No_cce Conducted Higher	Higher average Yield(Kg/Ha)	Neighbouring Yield	Tech based Yield
20	Dharwad	Dharwad	ALNAVARA	Hobli	Maize (Makka)	RF	10	4586.33					
21	Dharwad	Dharwad	AMMINABAVI	Hobli	Maize (Makka)	RF	10	2707.35					
22	Dharwad	Dharwad	DHARAVADA	Hobli	Maize (Makka)	RF	10	4199.27					
23	Dharwad	Dharwad	GARAGA	Hobli	Maize (Makka)	RF	10	3020.99					
24	Dharwad	Dharwad	AMMINABAVI	Hobli	Onion	IRR	10	4664.40					
25	Dharwad	Dharwad	AMMINABAVI	Hobli	Onion	RF	10	5135.00					
26	Dharwad	Dharwad	ALNAVARA	Hobli	PADDY	IRR	10	2779.49					
27	Dharwad	Dharwad	DHARAVADA	Hobli	PADDY	IRR	10	2573.09					
28	Dharwad	Dharwad	GARAGA	Hobli	PADDY	IRR	10	2188.67					
29	Dharwad	Dharwad	ALNAVARA	Hobli	Pigeon pea (red gram/arhar/tur)	RF			Taluk Level	22	505.04		
30	Dharwad	Dharwad	AMMINABAVI	Hobli	Pigeon pea (red gram/arhar/tur)	RF	10	530.81					
31	Dharwad	Dharwad	GARAGA	Hobli	Pigeon pea (red gram/arhar/tur)	RF	10	556.80					
32	Dharwad	Dharwad	GARAGA	Hobli	Potato	IRR			Taluk Level	2	8460.00		
33	Dharwad	Dharwad	DHARAVADA	Hobli	Potato	RF	10	5912.80					
34	Dharwad	Dharwad	GARAGA	Hobli	Potato	RF	10	7014.80					
35	Dharwad	Dharwad	DHARAVADA	Hobli	Save	RF			Taluk Level	2	1223.27		
36	Dharwad	Dharwad	GARAGA	Hobli	Save	RF			Taluk Level	2	1223.27		
37	Dharwad	Dharwad	ALNAVARA	Hobli	Sorghum (Jowar/Great Millet)	RF			Taluk Level	20	324.20		
38	Dharwad	Dharwad	AMMINABAVI	Hobli	Sorghum (Jowar/Great Millet)	RF	10	392.44					

Government of Karnataka
Directorate of Economics and Statistics
Hobli Level Average Yield data for Kharif season 2019-20

S.N	District	Taluk	Insurance Unit (hobli/ GP)	GP/HO BLI	Crop	IRR_Rf	No_CCE_Conducted	Average Yield(Kg/ Ha)	Name_Of_Higher_Level	No_cce Conducted_Higher	Higher average Yield(Kg/Ha)	Neighbouring Yield	Tech. based Yield
39	Dharwad	Dharwad	DHARAVADA	Hobli	Sorghum (Jowar/Great Millet)	RF	10	255.95					
40	Dharwad	Dharwad	GARAGA	Hobli	Sorghum (Jowar/Great Millet)	RF			Taluk Level	20	324.20		
41	Dharwad	Dharwad	ALNAVARA	Hobli	Soybean (bhat)	RF	10	1013.91					
42	Dharwad	Dharwad	AMMINABAVI	Hobli	Soybean (bhat)	RF	10	1052.46					
43	Dharwad	Dharwad	DHARAVADA	Hobli	Soybean (bhat)	RF	10	1187.02					
44	Dharwad	Dharwad	GARAGA	Hobli	Soybean (bhat)	RF	10	1193.80					
45	Dharwad	Dharwad	ALNAVARA	Hobli	Sugarcane	IRR	10	27154.80					
46	Dharwad	Dharwad	DHARAVADA	Hobli	Sugarcane	IRR	10	70320.00					
47	Dharwad	Dharwad	GARAGA	Hobli	Sugarcane	IRR	10	85720.00					
48	Dharwad	Dharwad	GARAGA	Hobli	Tomato	NS	10	15049.33					
49	Dharwad	Hubballi	CHABBI	Hobli	Black Gram (urd bean)	RF	10	354.71					
50	Dharwad	Hubballi	HUBBALLI	Hobli	Black Gram (urd bean)	RF	10	456.52					
51	Dharwad	Hubballi	CHABBI	Hobli	COTTON	RF	10	362.09					
52	Dharwad	Hubballi	HUBBALLI	Hobli	COTTON	RF	10	259.82					
53	Dharwad	Hubballi	SHIRAGUPPI	Hobli	COTTON	RF	10	287.66					
54	Dharwad	Hubballi	CHABBI	Hobli	Green Gram (Moong Bean/ Moong)	RF	10	232.70					
55	Dharwad	Hubballi	HUBBALLI	Hobli	Green Gram (Moong Bean/ Moong)	RF	10	318.68					
56	Dharwad	Hubballi	SHIRAGUPPI	Hobli	Green Gram (Moong Bean/ Moong)	RF	10	388.50					
57	Dharwad	Hubballi	SHIRAGUPPI	Hobli	GROUNDNUT	IRR	10	1510.19					

Government of Karnataka
Directorate of Economics and Statistics
Hobli Level Average Yield data for Kharif season 2019-20

S.N	District	Taluk	Insurance Unit (hobli/ GP)	GP/HO BLI	Crop	IRR_RF	No_CCE_Conducted	Average Yield(Kg/Ha)	Name_Of_Higher_Level	No_cce_Conducted_Higher	Higher average Yield(Kg/Ha)	Neighbouring Yield	Tech. based Yield
58	Dharwad	Hubballi	HUBBALLI	Hobli	Horse Gram (kulthi/kultha)	RF			State Level	1939	808.29		
59	Dharwad	Hubballi	CHABBI	Hobli	Maize (Makka)	IRR	10	3270.47					
60	Dharwad	Hubballi	SHIRAGUPPI	Hobli	Maize (Makka)	IRR	10	3771.20					
61	Dharwad	Hubballi	CHABBI	Hobli	Maize (Makka)	RF	10	3237.49					
62	Dharwad	Hubballi	HUBBALLI	Hobli	Maize (Makka)	RF	10	3029.83					
63	Dharwad	Hubballi	SHIRAGUPPI	Hobli	Maize (Makka)	RF	10	2850.16					
64	Dharwad	Hubballi	HUBBALLI	Hobli	Onion	RF	10	4456.28					
65	Dharwad	Hubballi	SHIRAGUPPI	Hobli	Onion	RF	10	4114.47					
66	Dharwad	Hubballi	CHABBI	Hobli	PADDY	IRR			Taluk Level	4	2717.15		
67	Dharwad	Hubballi	CHABBI	Hobli	PADDY	RF			Taluk Level	8	1842.87		
68	Dharwad	Hubballi	HUBBALLI	Hobli	PADDY	RF			Taluk Level	8	1842.87		
69	Dharwad	Hubballi	CHABBI	Hobli	Pigeon pea (red gram/arhar/tur)	RF	10	608.92					
70	Dharwad	Hubballi	HUBBALLI	Hobli	Pigeon pea (red gram/arhar/tur)	RF			Taluk Level	14	518.17		
71	Dharwad	Hubballi	SHIRAGUPPI	Hobli	Pigeon pea (red gram/arhar/tur)	RF			Taluk Level	14	518.17		
72	Dharwad	Hubballi	CHABBI	Hobli	Red Chillies	RF	10	429.85					
73	Dharwad	Hubballi	HUBBALLI	Hobli	Red Chillies	RF	10	611.81					
74	Dharwad	Hubballi	SHIRAGUPPI	Hobli	Red Chillies	RF	10	450.05					
75	Dharwad	Hubballi	CHABBI	Hobli	Save	RF			Taluk Level	2	1441.43		
76	Dharwad	Hubballi	HUBBALLI	Hobli	Save	RF			Taluk Level	2	1441.43		

Government of Karnataka
Directorate of Economics and Statistics
Hobli Level Average Yield data for Kharif season 2019-20

S.N	District	Taluk	Insurance Unit (hobli/ GP)	GP/HO BLI	Crop	IRR_Rf	No_GCE_Conducted	Average Yield(Kg/Ha)	Name_Of_Higher_Level	No_cke_Conducted_Higher	Higher average Yield(Kg/Ha)	Neighbouring Yield	Tech. based Yield
77	Dharwad	Hubballi	SHIRAGUPPI	Hobli	Sesame (Gingelly/Til)/Sesamum	RF			State Level	1121	806.29		
78	Dharwad	Hubballi	CHABBI	Hobli	Sorghum (Jowar/Great Millet)	RF			Taluk Level	10	865.10		
79	Dharwad	Hubballi	HUBBALLI	Hobli	Sorghum (Jowar/Great Millet)	RF	10	865.10					
80	Dharwad	Hubballi	SHIRAGUPPI	Hobli	Sorghum (Jowar/Great Millet)	RF			Taluk Level	10	865.10		
81	Dharwad	Hubballi	CHABBI	Hobli	Soybean (bhat)	RF	10	1300.10					
82	Dharwad	Hubballi	HUBBALLI	Hobli	Soybean (bhat)	RF	10	981.75					
83	Dharwad	Hubballi	CHABBI	Hobli	Sugarcane	IRR	10	62710.00					
84	Dharwad	Hubballi	HUBBALLI	Hobli	Tomato	NS	10	5319.15					
85	Dharwad	Kalgatigi	DHUMMAVADA	Hobli	COTTON	RF	10	513.38					
86	Dharwad	Kalgatigi	KALAGHATAGI	Hobli	COTTON	RF	10	283.86					
87	Dharwad	Kalgatigi	TABAKADAHONNIHALL I	Hobli	COTTON	RF	10	360.39					
88	Dharwad	Kalgatigi	DHUMMAVADA	Hobli	GROUNDNUT	RF	10	1073.33					
89	Dharwad	Kalgatigi	TABAKADAHONNIHALL I	Hobli	GROUNDNUT	RF			Taluk Level	10	1073.33		
90	Dharwad	Kalgatigi	KALAGHATAGI	Hobli	Maize (Makka)	IRR	10	3406.78					
91	Dharwad	Kalgatigi	TABAKADAHONNIHALL I	Hobli	Maize (Makka)	IRR	10	3483.45					
92	Dharwad	Kalgatigi	DHUMMAVADA	Hobli	PADDY	IRR	10	2733.40					
93	Dharwad	Kalgatigi	KALAGHATAGI	Hobli	PADDY	IRR	10	3135.90					
94	Dharwad	Kalgatigi	TABAKADAHONNIHALL I	Hobli	PADDY	IRR	10	2780.04					
95	Dharwad	Kalgatigi	DHUMMAVADA	Hobli	Pigeon pea (red gram/arhar/tur)	RF	10	1155.97					

Government of Karnataka
Directorate of Economics and Statistics
Hobli Level Average Yield data for Kharif season 2019-20

S.N	District	Taluk	Insurance Unit (hobli/ GP)	GP/HO BLI	Crop	IRR RF	No. CCE Conducted	Average Yield(Kg/Ha)	Name Of Higher Level	No. cce Conducted Higher	Higher average Yield(Kg/Ha)	Neighbouring Yield	Tech. based Yield
96	Dharwad	Kalgatigi	TABAKADAHONNIHALL I	Hobli	Pigeon pea (red gram/arhar/tur)	RF			Taluk Level	18	1452.60		
97	Dharwad	Kalgatigi	TABAKADAHONNIHALL I	Hobli	Save	RF			District Level	14	1125.36		
98	Dharwad	Kalgatigi	DHUMMAVADA	Hobli	Soybean (bhat)	RF	10	1055.78					
99	Dharwad	Kalgatigi	KALAGHATAGI	Hobli	Soybean (bhat)	RF	10	1145.01					
100	Dharwad	Kalgatigi	TABAKADAHONNIHALL I	Hobli	Soybean (bhat)	RF			Taluk Level	29	1078.80		
101	Dharwad	Kalgatigi	DHUMMAVADA	Hobli	Sugarcane	IRR	10	64950.04					
102	Dharwad	Kalgatigi	KALAGHATAGI	Hobli	Sugarcane	IRR	10	78000.00					
103	Dharwad	Kalgatigi	TABAKADAHONNIHALL I	Hobli	Sugarcane	IRR	10	56800.00					
104	Dharwad	Kundgol	KUNDAGOLA	Hobli	Black Gram (urd bean)	RF	10	415.79					
105	Dharwad	Kundgol	KUNDAGOLA	Hobli	COTTON	RF	10	400.15					
106	Dharwad	Kundgol	SANSHI	Hobli	COTTON	RF	10	375.90					
107	Dharwad	Kundgol	KUNDAGOLA	Hobli	Green Gram (Moong Bean/ Moong)	RF	10	268.10					
108	Dharwad	Kundgol	SANSHI	Hobli	Green Gram (Moong Bean/ Moong)	RF	10	374.29					
109	Dharwad	Kundgol	KUNDAGOLA	Hobli	Maize (Makka)	RF	10	2458.61					
110	Dharwad	Kundgol	SANSHI	Hobli	Maize (Makka)	RF	10	2193.71					
111	Dharwad	Kundgol	KUNDAGOLA	Hobli	Onion	RF	10	4886.46					
112	Dharwad	Kundgol	SANSHI	Hobli	Onion	RF	10	2668.17					
113	Dharwad	Kundgol	KUNDAGOLA	Hobli	PADDY	RF			Taluk Level	8	1321.65		
114	Dharwad	Kundgol	KUNDAGOLA	Hobli	Pigeon pea (red gram/arhar/tur)	RF			Taluk Level	12	427.55		

Government of Karnataka
Directorate of Economics and Statistics
Hobli Level Average Yield data for Kharif season 2019-20

S.N	District	Taluk	Insurance Unit (hobli/ GP)	GP/HO BLI	Crop	IRR- RF	No_CCE_Conducted	Average Yield(Kg/ Ha)	Name_Of_Higher_Level	No_cce Conducted_Higher	Higher average Yield(Kg/Ha)	Neighbouring Yield	Tech. based Yield
115	Dharwad	Kundgol	SANSHI	Hobli	Pigeon pea (red gram/arhar/tur)	RF			Taluk Level	12	427.55		
116	Dharwad	Kundgol	KUNDAGOLA	Hobli	Red Chillies	RF	10	389.65					
117	Dharwad	Kundgol	SANSHI	Hobli	Red Chillies	RF	10	442.36					
118	Dharwad	Kundgol	SANSHI	Hobli	Save	RF	10	1042.57					
119	Dharwad	Kundgol	KUNDAGOLA	Hobli	Sorghum (Jowar/Great Millet)	RF			Taluk Level	10	896.68		
120	Dharwad	Kundgol	SANSHI	Hobli	Sorghum (Jowar/Great Millet)	RF			Taluk Level	10	896.68		
121	Dharwad	Kundgol	KUNDAGOLA	Hobli	Soybean (bhat)	RF	10	740.35					
122	Dharwad	Navalgund	ANNIGERI	Hobli	COTTON	IRR	10	439.69					
123	Dharwad	Navalgund	MORABA	Hobli	COTTON	IRR	10	458.27					
124	Dharwad	Navalgund	ANNIGERI	Hobli	COTTON	RF	10	318.09					
125	Dharwad	Navalgund	MORABA	Hobli	COTTON	RF	10	310.85					
126	Dharwad	Navalgund	ANNIGERI	Hobli	GROUNDNUT	IRR	10	1276.73					
127	Dharwad	Navalgund	MORABA	Hobli	GROUNDNUT	IRR	10	960.43					
128	Dharwad	Navalgund	ANNIGERI	Hobli	GROUNDNUT	RF	10	689.19					
129	Dharwad	Navalgund	MORABA	Hobli	GROUNDNUT	RF	10	750.86					
130	Dharwad	Navalgund	ANNIGERI	Hobli	Maize (Makka)	RF	10	3613.69					
131	Dharwad	Navalgund	MORABA	Hobli	Maize (Makka)	RF	10	3218.90					
132	Dharwad	Navalgund	ANNIGERI	Hobli	Onion	IRR	10	4020.40					
133	Dharwad	Navalgund	MORABA	Hobli	Onion	IRR	10	4126.67					

Government of Karnataka
Directorate of Economics and Statistics
Hobli Level Average Yield data for Kharif season 2019-20

S.N	District	Taluk	Insurance Unit (hobli/ GP)	GP/HO BLI	Crop	IRR_RF	No_CCE_Conducted	Average Yield(Kg/ Ha)	Name_Of_Higher_Level	No_cce Conducted_Higher	Higher average Yield(Kg/Ha)	Neighbouring Yield	Tech. based Yield
134	Dharwad	Navalgund	ANNIGERI	Hobli	Onion	RF	10	4162.40					
135	Dharwad	Navalgund	MORABA	Hobli	Onion	RF	10	3578.40					
136	Dharwad	Navalgund	ANNIGERI	Hobli	Pigeon pea (red gram/arhar/tur)	RF			District Level	66	752.16		
137	Dharwad	Navalgund	MORABA	Hobli	Pigeon pea (red gram/arhar/tur)	RF			District Level	66	752.16		
138	Dharwad	Navalgund	ANNIGERI	Hobli	Red Chillies	IRR	10	917.00					
139	Dharwad	Navalgund	MORABA	Hobli	Red Chillies	IRR	10	142.06					
140	Dharwad	Navalgund	ANNIGERI	Hobli	Red Chillies	RF			Taluk Level	19	616.43		
141	Dharwad	Navalgund	MORABA	Hobli	Red Chillies	RF	10	635.80					

Director

Directorate of Economics and Statistics

Government of Karnataka
Directorate of Economics and Statistics
Hobli Level Average Yield data for Kharif season 2019-20

S.N	District	Taluk	Insurance Unit (hobli/ GP)	GP/HO BLI	Crop	IRR_RF	No_CCE_Conducted	Average Yield(Kg/ Ha)	Name_Of_Higher_Level	No_cce Conducted_Higher	Higher average Yield(Kg/Ha)	Neighbouring Yield	Tech. based Yield
1	Gadag	Gadag	BETAGERI	Hobli	COTTON	IRR	10	617.66					
2	Gadag	Gadag	GADAGA	Hobli	COTTON	IRR	10	522.85					
3	Gadag	Gadag	BETAGERI	Hobli	COTTON	RF	10	396.50					
4	Gadag	Gadag	GADAGA	Hobli	COTTON	RF	10	390.71					
5	Gadag	Gadag	BETAGERI	Hobli	Maize (Makka)	IRR	10	3386.62					
6	Gadag	Gadag	GADAGA	Hobli	Maize (Makka)	IRR			Taluk Level	18	3171.89		
7	Gadag	Gadag	BETAGERI	Hobli	Maize (Makka)	RF	10	2463.62					
8	Gadag	Gadag	GADAGA	Hobli	Maize (Makka)	RF	10	3399.52					
9	Gadag	Gadag	BETAGERI	Hobli	Onion	IRR	10	6555.40					
10	Gadag	Gadag	BETAGERI	Hobli	Onion	RF	10	5251.05					
11	Gadag	Gadag	GADAGA	Hobli	Onion	RF	10	5063.47					
12	Gadag	Gadag	BETAGERI	Hobli	Pigeon pea (red gram/arhar/tur)	RF			Taluk Level	14	646.87		
13	Gadag	Gadag	GADAGA	Hobli	Pigeon pea (red gram/arhar/tur)	RF	10	742.06					
14	Gadag	Gadag	BETAGERI	Hobli	Red Chillies	RF	10	1637.29					
15	Gadag	Gadag	GADAGA	Hobli	Red Chillies	RF	10	647.31					
16	Gadag	Gadag	BETAGERI	Hobli	Sorghum (Jowar/Great Millet)	RF			District Level	34	966.98		
17	Gadag	Gadag	GADAGA	Hobli	Sorghum (Jowar/Great Millet)	RF			District Level	34	966.98		
18	Gadag	Gadag	BETAGERI	Hobli	SUNFLOWER	RF	10	602.38					
19	Gadag	Gadag	GADAGA	Hobli	SUNFLOWER	RF			Taluk Level	16	602.66		

Government of Karnataka
Directorate of Economics and Statistics
Hobli Level Average Yield data for Kharif season 2019-20

S.N	District	Taluk	Insurance Unit (hobli/ GP)	GP/HO BLI	Crop	IRR- RF	No_CCE_Conducted	Average Yield(Kg/ Ha)	Name_Of_Higher_Level	No_cce Conducted_Higher	Higher average Yield(Kg/Ha)	Neighbouring Yield	Tech. based Yield
20	Gadag	Gajendragad	NAREGALLA	Hobli	COTTON	IRR	10	321.17					
21	Gadag	Gajendragad	NAREGALLA	Hobli	COTTON	RF	10	213.54					
22	Gadag	Gajendragad	NAREGALLA	Hobli	GROUNDNUT	IRR			Taluk Level	8	752.66		
23	Gadag	Gajendragad	NAREGALLA	Hobli	GROUNDNUT	RF	10	608.97					
24	Gadag	Gajendragad	NAREGALLA	Hobli	Horse Gram (kulthi/kultha)	RF			Taluk Level	9	430.85		
25	Gadag	Gajendragad	NAREGALLA	Hobli	Maize (Makka)	IRR	10	2699.14					
26	Gadag	Gajendragad	NAREGALLA	Hobli	Onion	IRR	10	4572.07					
27	Gadag	Gajendragad	NAREGALLA	Hobli	Onion	RF	10	5704.31					
28	Gadag	Gajendragad	NAREGALLA	Hobli	Pearl Millet (Bajra/Bulrush Millet/Spiked Millet)	RF	10	742.02					
29	Gadag	Gajendragad	NAREGALLA	Hobli	Pigeon pea (red gram/arhar/tur)	RF	10	467.93					
30	Gadag	Gajendragad	NAREGALLA	Hobli	Red Chillies	RF	10	1052.92					
31	Gadag	Gajendragad	NAREGALLA	Hobli	Sesame (Gingelly/Til)/Sesamum	RF	10	1300.13					
32	Gadag	Gajendragad	NAREGALLA	Hobli	Sorghum (Jowar/Great Millet)	IRR			Taluk Level	4	1646.78		
33	Gadag	Gajendragad	NAREGALLA	Hobli	Sorghum (Jowar/Great Millet)	RF			Taluk Level	8	953.49		
34	Gadag	Gajendragad	NAREGALLA	Hobli	SUNFLOWER	IRR			Taluk Level	2	110.47		
35	Gadag	Gajendragad	NAREGALLA	Hobli	SUNFLOWER	RF	10	407.43					
36	Gadag	Lakshmeshwar	LAKSHMESHVARA	Hobli	COTTON	IRR	10	636.41					
37	Gadag	Lakshmeshwar	LAKSHMESHVARA	Hobli	COTTON	RF	10	384.44					

Government of Karnataka
Directorate of Economics and Statistics
Hobli Level Average Yield data for Kharif season 2019-20

S.N	District	Taluk	Insurance Unit (Hobli/ GP)	GP/HO BLI	Crop	IRR/ RF	No_CCE_Conducted	Average Yield(Kg/ Ha)	Name_Of_Higher_Level	No_cce_Conducted_Higher	Higher average Yield(Kg/Ha)	Neighbouring Yield	Tech. based Yield
38	Gadag	Lakshmeshwar	LAKSHMESHVARA	Hobli	GROUNDNUT	IRR			Taluk Level	4	1036.89		
39	Gadag	Lakshmeshwar	LAKSHMESHVARA	Hobli	Maize (Makka)	IRR			Taluk Level	8	1939.42		
40	Gadag	Lakshmeshwar	LAKSHMESHVARA	Hobli	Maize (Makka)	RF	10	1828.28					
41	Gadag	Lakshmeshwar	LAKSHMESHVARA	Hobli	Onion	IRR	10	10202.94					
42	Gadag	Lakshmeshwar	LAKSHMESHVARA	Hobli	Onion	RF	10	6040.97					
43	Gadag	Lakshmeshwar	LAKSHMESHVARA	Hobli	Pigeon pea (red gram/arhar/tur)	RF			District Level	64	538.22		
44	Gadag	Lakshmeshwar	LAKSHMESHVARA	Hobli	Red Chillies	IRR	10	2313.70					
45	Gadag	Lakshmeshwar	LAKSHMESHVARA	Hobli	Red Chillies	RF	10	933.52					
46	Gadag	Lakshmeshwar	LAKSHMESHVARA	Hobli	Sesame (Gingelly/Til)/Sesamum	RF			District Level	12	1137.83		
47	Gadag	Lakshmeshwar	LAKSHMESHVARA	Hobli	Sorghum (Jowar/Great Millet)	IRR			Taluk Level	4	1525.56		
48	Gadag	Lakshmeshwar	LAKSHMESHVARA	Hobli	Sorghum (Jowar/Great Millet)	RF			Taluk Level	6	970.40		
49	Gadag	Lakshmeshwar	LAKSHMESHVARA	Hobli	SUNFLOWER	RF	10	498.02					
50	Gadag	Mundargi	DAMBALA	Hobli	COTTON	IRR	10	552.27					
51	Gadag	Mundargi	MUNDARAGI	Hobli	COTTON	IRR	10	455.91					
52	Gadag	Mundargi	DAMBALA	Hobli	COTTON	RF	10	327.54					
53	Gadag	Mundargi	MUNDARAGI	Hobli	COTTON	RF	10	263.81					
54	Gadag	Mundargi	DAMBALA	Hobli	Green Gram (Moong Bean/ Moong)	RF	10	248.68					
55	Gadag	Mundargi	MUNDARAGI	Hobli	Green Gram (Moong Bean/ Moong)	RF	10	263.20					
56	Gadag	Mundargi	DAMBALA	Hobli	GROUNDNUT	IRR	10	1049.98					

Government of Karnataka
Directorate of Economics and Statistics
Hobli Level Average Yield data for Kharif season 2019-20

S.N	District	Taluk	Insurance Unit (hobli/ GP)	GP/HO BLI	Crop	IRR_RF	No_CCE_Conducted	Average Yield(Kg/Ha)	Name_Of_Higher_Level	No_cce_Conducted_Higher	Higher average Yield(Kg/Ha)	Neighbouring Yield	Tech. based Yield
57	Gadag	Mundargi	MUNDARAGI	Hobli	GROUNDNUT	IRR	10	1598.46					
58	Gadag	Mundargi	DAMBALA	Hobli	GROUNDNUT	RF	10	571.12					
59	Gadag	Mundargi	MUNDARAGI	Hobli	GROUNDNUT	RF	10	841.33					
60	Gadag	Mundargi	DAMBALA	Hobli	Horse Gram (kulthi/kultha)	RF	10	543.42					
61	Gadag	Mundargi	DAMBALA	Hobli	Maize (Makka)	IRR	10	3564.10					
62	Gadag	Mundargi	MUNDARAGI	Hobli	Maize (Makka)	IRR	10	3688.86					
63	Gadag	Mundargi	DAMBALA	Hobli	Onion	IRR	10	8117.41					
64	Gadag	Mundargi	MUNDARAGI	Hobli	Onion	IRR	10	12914.25					
65	Gadag	Mundargi	DAMBALA	Hobli	Onion	RF	10	6204.06					
66	Gadag	Mundargi	MUNDARAGI	Hobli	Onion	RF	10	5735.53					
67	Gadag	Mundargi	MUNDARAGI	Hobli	PADDY	IRR	10	4883.19					
68	Gadag	Mundargi	DAMBALA	Hobli	Pearl Millet (Bajra/Bulrush Millet/Spiked Millet)	IRR			State Level	565	1505.60		
69	Gadag	Mundargi	MUNDARAGI	Hobli	Pearl Millet (Bajra/Bulrush Millet/Spiked Millet)	IRR			State Level	565	1505.60		
70	Gadag	Mundargi	MUNDARAGI	Hobli	Pearl Millet (Bajra/Bulrush Millet/Spiked Millet)	RF	10	592.97					
71	Gadag	Mundargi	DAMBALA	Hobli	Pigeon pea (red gram/arhar/tur)	RF	10	503.84					
72	Gadag	Mundargi	MUNDARAGI	Hobli	Pigeon pea (red gram/arhar/tur)	RF	10	567.48					
73	Gadag	Mundargi	DAMBALA	Hobli	Red Chillies	IRR	10	1267.01					

Government of Karnataka
Directorate of Economics and Statistics
Hobli Level Average Yield data for Kharif season 2019-20

S.N	District	Taluk	Insurance Unit (hobli/ GP)	GP/HO BLI	Crop	IRR- RF	No_CCE_Conducted	Average Yield(Kg/ Ha)	Name_Of_Higher_Level	No_cce Conducted_Higher	Higher average Yield(Kg/Ha)	Neighbouring Yield	Tech. based Yield
74	Gadag	Mundargi	MUNDARAGI	Hobli	Red Chillies	IRR	10	636.73					
75	Gadag	Mundargi	DAMBALA	Hobli	Red Chillies	RF	10	874.41					
76	Gadag	Mundargi	MUNDARAGI	Hobli	Red Chillies	RF			Taluk Level	18	799.90		
77	Gadag	Mundargi	DAMBALA	Hobli	Sesame (Gingelly/Til)/Sesamum	RF			Taluk Level	2	326.33		
78	Gadag	Mundargi	MUNDARAGI	Hobli	Sesame (Gingelly/Til)/Sesamum	RF			Taluk Level	2	326.33		
79	Gadag	Mundargi	DAMBALA	Hobli	Sorghum (Jowar/Great Millet)	IRR			Taluk Level	12	1498.36		
80	Gadag	Mundargi	MUNDARAGI	Hobli	Sorghum (Jowar/Great Millet)	IRR	10	1575.37					
81	Gadag	Mundargi	DAMBALA	Hobli	Sorghum (Jowar/Great Millet)	RF			Taluk Level	16	915.28		
82	Gadag	Mundargi	MUNDARAGI	Hobli	Sorghum (Jowar/Great Millet)	RF			Taluk Level	16	915.28		
83	Gadag	Mundargi	DAMBALA	Hobli	Sugarcane	IRR	10	27521.32					
84	Gadag	Mundargi	MUNDARAGI	Hobli	Sugarcane	IRR	10	88920.00					
85	Gadag	Mundargi	DAMBALA	Hobli	SUNFLOWER	IRR	10	894.43					
86	Gadag	Mundargi	MUNDARAGI	Hobli	SUNFLOWER	IRR	10	1045.70					
87	Gadag	Naragund	KONNURA	Hobli	COTTON	IRR	10	945.79					
88	Gadag	Naragund	NARAGUNDA	Hobli	COTTON	IRR	10	1208.80					
89	Gadag	Naragund	KONNURA	Hobli	Onion	IRR	10	6991.67					
90	Gadag	Naragund	NARAGUNDA	Hobli	Onion	IRR	10	4669.93					
91	Gadag	Naragund	KONNURA	Hobli	Onion	RF	10	5062.36					
92	Gadag	Naragund	NARAGUNDA	Hobli	Onion	RF	10	4407.25					

Government of Karnataka
Directorate of Economics and Statistics
Hobli Level Average Yield data for Kharif season 2019-20

S.N	District	Taluk	Insurance Unit (hobli/ GP)	GP/HO BLI	Crop	IRR- RF	No_CCE_Conducted	Average Yield(Kg/ Ha)	Name_Of_Higher_Level	No_cce Conducted_Higher	Higher average Yield(Kg/Ha)	Neighbouring Yield	Tech. based Yield
93	Gadag	Naragund	KONNURA	Hobli	Sugarcane	IRR	10	85562.00					
94	Gadag	Naragund	KONNURA	Hobli	SUNFLOWER	IRR	10	712.49					
95	Gadag	Naragund	NARAGUNDA	Hobli	SUNFLOWER	IRR	10	536.62					
96	Gadag	Ron	HOLEALURA	Hobli	COTTON	IRR	10	348.46					
97	Gadag	Ron	RONA	Hobli	COTTON	IRR			Taluk Level	18	350.51		
98	Gadag	Ron	HOLEALURA	Hobli	COTTON	RF	10	267.48					
99	Gadag	Ron	RONA	Hobli	COTTON	RF	10	306.08					
100	Gadag	Ron	HOLEALURA	Hobli	GROUNDNUT	IRR	10	1215.46					
101	Gadag	Ron	RONA	Hobli	GROUNDNUT	IRR			Taluk Level	16	1060.39		
102	Gadag	Ron	HOLEALURA	Hobli	GROUNDNUT	RF	10	744.39					
103	Gadag	Ron	RONA	Hobli	GROUNDNUT	RF	10	310.33					
104	Gadag	Ron	HOLEALURA	Hobli	Maize (Makka)	IRR			Taluk Level	18	3178.20		
105	Gadag	Ron	RONA	Hobli	Maize (Makka)	IRR	10	3434.09					
106	Gadag	Ron	RONA	Hobli	Onion	IRR			Taluk Level	8	4896.41		
107	Gadag	Ron	HOLEALURA	Hobli	Onion	RF	10	7089.43					
108	Gadag	Ron	RONA	Hobli	Onion	RF	10	4023.71					
109	Gadag	Ron	RONA	Hobli	Pearl Millet (Bajra/Bulrush Millet/Spiked Millet)	RF	10	758.25					
110	Gadag	Ron	RONA	Hobli	Pigeon pea (red gram/arhar/tur)	RF	10	292.25					

Government of Karnataka
Directorate of Economics and Statistics
Hobli Level Average Yield data for Kharif season 2019-20

S.N	District	Taluk	Insurance Unit (hobli/ GP)	GP/HO BLI	Crop	IRR_RRF	No_CCE_Conducted	Average Yield(Kg/Ha)	Name_Of_Higher_Level	No_cce_Conducted_Higher	Higher average Yield(Kg/Ha)	Neighbouring Yield	Tech. based Yield
111	Gadag	Ron	HOLEALURA	Hobli	Red Chillies	RF	10	1428.73					
112	Gadag	Ron	RONA	Hobli	Red Chillies	RF	10	1335.41					
113	Gadag	Ron	HOLEALURA	Hobli	Sorghum (Jowar/Great Millet)	IRR			Taluk Level	6	969.24		
114	Gadag	Ron	RONA	Hobli	Sorghum (Jowar/Great Millet)	IRR			Taluk Level	6	969.24		
115	Gadag	Ron	HOLEALURA	Hobli	Sorghum (Jowar/Great Millet)	RF			Taluk Level	2	582.06		
116	Gadag	Ron	RONA	Hobli	Sorghum (Jowar/Great Millet)	RF			Taluk Level	2	582.06		
117	Gadag	Ron	RONA	Hobli	Sugarcane	IRR	10	29310.20					
118	Gadag	Ron	HOLEALURA	Hobli	SUNFLOWER	IRR	10	334.79					
119	Gadag	Ron	RONA	Hobli	SUNFLOWER	IRR			Taluk Level	14	483.62		
120	Gadag	Ron	HOLEALURA	Hobli	SUNFLOWER	RF	10	297.80					
121	Gadag	Ron	RONA	Hobli	SUNFLOWER	RF			Taluk Level	18	303.95		
122	Gadag	Shirahatti	SHIRAHATTI	Hobli	COTTON	IRR	10	538.73					
123	Gadag	Shirahatti	SHIRAHATTI	Hobli	COTTON	RF	10	400.86					
124	Gadag	Shirahatti	SHIRAHATTI	Hobli	Maize (Makka)	IRR	10	3673.22					
125	Gadag	Shirahatti	SHIRAHATTI	Hobli	Maize (Makka)	RF			Taluk Level	8	2691.12		
126	Gadag	Shirahatti	SHIRAHATTI	Hobli	Navane	RF			State Level	598	400.37		
127	Gadag	Shirahatti	SHIRAHATTI	Hobli	Onion	RF			Taluk Level	6	5293.33		
128	Gadag	Shirahatti	SHIRAHATTI	Hobli	PADDY	IRR	10	4448.61					
129	Gadag	Shirahatti	SHIRAHATTI	Hobli	PADDY	RF			State Level	4680	3909.82		

Government of Karnataka
Directorate of Economics and Statistics
Hobli Level Average Yield data for Kharif season 2019-20

S.N	District	Taluk	Insurance Unit (hobli/ GP)	GP/HO BLI	Crop	IRR_RF	No_CCE_Conducted	Average Yield(Kg/Ha)	Name_Of_Higher_Level	No_cce Conducted_Higher	Higher average Yield(Kg/Ha)	Neighbouring Yield	Tech. based Yield
130	Gadag	Shirahatti	SHIRAHATTI	Hobli	Pigeon pea (red gram/arhar/tur)	RF	10	707.52					
131	Gadag	Shirahatti	SHIRAHATTI	Hobli	Red Chillies	RF	10	690.94					
132	Gadag	Shirahatti	SHIRAHATTI	Hobli	Sesame (Gingelly/Til)/Sesamum	RF			District Level	12	1137.83		
133	Gadag	Shirahatti	SHIRAHATTI	Hobli	Sorghum (Jowar/Great Millet)	IRR			Taluk Level	8	2793.06		
134	Gadag	Shirahatti	SHIRAHATTI	Hobli	Sorghum (Jowar/Great Millet)	RF			Taluk Level	2	1809.17		
135	Gadag	Shirahatti	SHIRAHATTI	Hobli	Sugarcane	IRR	10	17798.00					
136	Gadag	Shirahatti	SHIRAHATTI	Hobli	SUNFLOWER	IRR			Taluk Level	6	768.99		
137	Gadag	Shirahatti	SHIRAHATTI	Hobli	SUNFLOWER	RF	10	568.85					


Director

Directorate of Economics and Statistics

Government of Karnataka
Directorate of Economics and Statistics
Hobli Level Average Yield data for Kharif season 2019-20

S.N	District	Taluk	Insurance Unit (hobli/ GP)	GP/HO BLI	Crop	IRR RF	No_CCE Conducted	Average Yield(Kg/ Ha)	Name Of Higher Level	No_cce Conducted Higher	Higher average Yield(Kg/Ha)	Neighbouring Yield	Tech based Yield
1	Hasan	Alur	KASABA	Hobli	PADDY	RF	10	5715.60					
2	Hasan	Alur	K HOSAKOTE	Hobli	Potato	RF			Taluk Level	27	2429.99		
3	Hasan	Alur	KASABA	Hobli	Potato	RF	10	3496.00					
4	Hasan	Alur	KUNDURU	Hobli	Potato	RF			Taluk Level	27	2429.99		
5	Hasan	Alur	PALYA	Hobli	Potato	RF			Taluk Level	27	2429.99		
6	Hasan	Alur	K HOSAKOTE	Hobli	RAGI	RF			Taluk Level	26	1900.89		
7	Hasan	Alur	KASABA	Hobli	RAGI	RF	10	1891.35					
8	Hasan	Alur	KUNDURU	Hobli	RAGI	RF	10	2195.47					
9	Hasan	Alur	PALYA	Hobli	RAGI	RF			Taluk Level	26	1900.89		
10	Hasan	Arkalgud	DODDAMAGGE	Hobli	Cowpea/Alasande	RF			Taluk Level	34	284.89		
11	Hasan	Arkalgud	KASABA	Hobli	Cowpea/Alasande	RF			Taluk Level	34	284.89		
12	Hasan	Arkalgud	KONANURU	Hobli	Cowpea/Alasande	RF	10	281.82					
13	Hasan	Arkalgud	RAMANATHAPURA	Hobli	Cowpea/Alasande	RF			Taluk Level	34	284.89		
14	Hasan	Arkalgud	RAMANATHAPURA	Hobli	GROUNDNUT	RF			Taluk Level	2	293.24		
15	Hasan	Arkalgud	RAMANATHAPURA	Hobli	Horse Gram (kulthi/kultha)	RF			Taluk Level	8	885.82		
16	Hasan	Arkalgud	KASABA	Hobli	Maize (Makka)	IRR	10	4899.09					
17	Hasan	Arkalgud	KONANURU	Hobli	Maize (Makka)	IRR	10	5464.30					
18	Hasan	Arkalgud	DODDAMAGGE	Hobli	Maize (Makka)	RF			Taluk Level	44	4570.12		
19	Hasan	Arkalgud	KASABA	Hobli	Maize (Makka)	RF	10	4943.24					

Government of Karnataka
Directorate of Economics and Statistics
Hobli Level Average Yield data for Kharif season 2019-20

S.N	District	Taluk	Insurance Unit (hobli/ GP)	GP/HO BLI	Crop	IRR_RF	No_CCE_Conducted	Average Yield(Kg/ Ha)	Name_Of_Higher_Level	No_cce_Conducted_Higher	Higher average Yield(Kg/Ha)	Neighbouring Yield	Tech. based Yield
20	Hasan	Arkalgud	KONANURU	Hobli	Maize (Makka)	RF	10	4109.79					
21	Hasan	Arkalgud	MALLIPATTANA	Hobli	Maize (Makka)	RF	10	5692.09					
22	Hasan	Arkalgud	RAMANATHAPURA	Hobli	Maize (Makka)	RF			Taluk Level	44	4570.12		
23	Hasan	Arkalgud	DODDAMAGGE	Hobli	Potato	RF	10	5620.00					
24	Hasan	Arkalgud	KASABA	Hobli	Potato	RF	10	7000.00					
25	Hasan	Arkalgud	KONANURU	Hobli	Potato	RF	10	4344.00					
26	Hasan	Arkalgud	MALLIPATTANA	Hobli	Potato	RF	10	5664.00					
27	Hasan	Arkalgud	RAMANATHAPURA	Hobli	Potato	RF	10	6876.00					
28	Hasan	Arkalgud	DODDAMAGGE	Hobli	Tobacco	RF			Taluk Level	34	681.78		
29	Hasan	Arkalgud	KONANURU	Hobli	Tobacco	RF	10	519.96					
30	Hasan	Arkalgud	MALLIPATTANA	Hobli	Tobacco	RF			Taluk Level	34	681.78		
31	Hasan	Arkalgud	RAMANATHAPURA	Hobli	Tobacco	RF			Taluk Level	34	681.78		
32	Hasan	Arsikere	KANAKATTE	Hobli	Avare/Field bean	RF	10	512.65					
33	Hasan	Arsikere	BANAVARA	Hobli	Black Gram (urd bean)	RF	10	296.01					
34	Hasan	Arsikere	GANDASI	Hobli	Black Gram (urd bean)	RF			Taluk Level	30	273.32		
35	Hasan	Arsikere	JAVAGAL	Hobli	Black Gram (urd bean)	RF			Taluk Level	30	273.32		
36	Hasan	Arsikere	KANAKATTE	Hobli	Black Gram (urd bean)	RF			Taluk Level	30	273.32		
37	Hasan	Arsikere	KASABA	Hobli	Black Gram (urd bean)	RF			Taluk Level	30	273.32		
38	Hasan	Arsikere	BANAVARA	Hobli	Cowpea/Alasande	RF	10	393.28					

Government of Karnataka
Directorate of Economics and Statistics
Hobli Level Average Yield data for Kharif season 2019-20

S.N	District	Taluk	Insurance Unit (hobli/ GP)	GP/HO BLI	Crop	IRR RF	No_CCE Conducted	Average Yield(Kg/ Ha)	Name_Of_Higher_Level	No_cce Conducted Higher	Higher average Yield(Kg/Ha)	Neighbouring Yield	Tech based Yield
39	Hasan	Arsikere	GANDASI	Hobli	Cowpea/Alasande	RF	10	238.04					
40	Hasan	Arsikere	JAVAGAL	Hobli	Cowpea/Alasande	RF	10	692.98					
41	Hasan	Arsikere	KANAKATTE	Hobli	Cowpea/Alasande	RF			Taluk Level	44	391.42		
42	Hasan	Arsikere	KASABA	Hobli	Cowpea/Alasande	RF			Taluk Level	44	391.42		
43	Hasan	Arsikere	BANAVARA	Hobli	Horse Gram (kulthi/kultha)	RF	10	387.65					
44	Hasan	Arsikere	GANDASI	Hobli	Horse Gram (kulthi/kultha)	RF	10	604.71					
45	Hasan	Arsikere	JAVAGAL	Hobli	Horse Gram (kulthi/kultha)	RF	10	454.98					
46	Hasan	Arsikere	KANAKATTE	Hobli	Horse Gram (kulthi/kultha)	RF	10	483.43					
47	Hasan	Arsikere	KASABA	Hobli	Horse Gram (kulthi/kultha)	RF	10	430.16					
48	Hasan	Arsikere	GANDASI	Hobli	Maize (Makka)	IRR	10	5396.88					
49	Hasan	Arsikere	JAVAGAL	Hobli	Maize (Makka)	IRR	10	4896.99					
50	Hasan	Arsikere	BANAVARA	Hobli	Maize (Makka)	RF			Taluk Level	38	4407.73		
51	Hasan	Arsikere	GANDASI	Hobli	Maize (Makka)	RF	10	4035.64					
52	Hasan	Arsikere	JAVAGAL	Hobli	Maize (Makka)	RF	10	4856.55					
53	Hasan	Arsikere	KANAKATTE	Hobli	Maize (Makka)	RF			Taluk Level	38	4407.73		
54	Hasan	Arsikere	KASABA	Hobli	Maize (Makka)	RF	10	4399.10					
55	Hasan	Arsikere	BANAVARA	Hobli	Pigeon pea (red gram/arhar/tur)	RF	10	501.13					
56	Hasan	Arsikere	GANDASI	Hobli	Pigeon pea (red gram/arhar/tur)	RF	10	380.40					
57	Hasan	Arsikere	JAVAGAL	Hobli	Pigeon pea (red gram/arhar/tur)	RF	10	468.36					

Government of Karnataka
Directorate of Economics and Statistics
Hobli Level Average Yield data for Kharif season 2019-20

S.N	District	Taluk	Insurance Unit (hobli/ GP)	GP/HO BLI	Crop	IRR RF	No_CCE Conducted	Average Yield(Kg/ Ha)	Name Of Higher Level	No_cce Conducted Higher	Higher average Yield(Kg/Ha)	Neighbouring Yield	Tech. based Yield
58	Hasan	Arsikere	KANAKATTE	Hobli	Pigeon pea (red gram/arhar/tur)	RF	10	576.34					
59	Hasan	Arsikere	KASABA	Hobli	Pigeon pea (red gram/arhar/tur)	RF	10	335.84					
60	Hasan	Arsikere	BANAVARA	Hobli	Potato	RF			Taluk Level	16	6027.50		
61	Hasan	Arsikere	GANDASI	Hobli	Potato	RF	10	6290.00					
62	Hasan	Arsikere	JAVAGAL	Hobli	Potato	RF			Taluk Level	16	6027.50		
63	Hasan	Arsikere	KANAKATTE	Hobli	Potato	RF			Taluk Level	16	6027.50		
64	Hasan	Arsikere	KASABA	Hobli	Potato	RF			Taluk Level	16	6027.50		
65	Hasan	Arsikere	JAVAGAL	Hobli	Save	RF			Taluk Level	10	613.45		
66	Hasan	Arsikere	KANAKATTE	Hobli	Save	RF	10	613.45					
67	Hasan	Arsikere	BANAVARA	Hobli	Sesame (Gingelly/Til)/Sesamum	RF			Taluk Level	24	691.26		
68	Hasan	Arsikere	GANDASI	Hobli	Sesame (Gingelly/Til)/Sesamum	RF			Taluk Level	24	691.26		
69	Hasan	Arsikere	JAVAGAL	Hobli	Sesame (Gingelly/Til)/Sesamum	RF			Taluk Level	24	691.26		
70	Hasan	Arsikere	KANAKATTE	Hobli	Sesame (Gingelly/Til)/Sesamum	RF			Taluk Level	24	691.26		
71	Hasan	Arsikere	KASABA	Hobli	Sesame (Gingelly/Til)/Sesamum	RF			Taluk Level	24	691.26		
72	Hasan	Arsikere	BANAVARA	Hobli	Sorghum (Jowar/Great Millet)	RF			Taluk Level	2	1037.75		
73	Hasan	Arsikere	GANDASI	Hobli	Sorghum (Jowar/Great Millet)	RF			Taluk Level	2	1037.75		
74	Hasan	Arsikere	JAVAGAL	Hobli	Sorghum (Jowar/Great Millet)	RF			Taluk Level	2	1037.75		
75	Hasan	Arsikere	KANAKATTE	Hobli	Sorghum (Jowar/Great Millet)	RF			Taluk Level	2	1037.75		
76	Hasan	Arsikere	KASABA	Hobli	Sorghum (Jowar/Great Millet)	RF			Taluk Level	2	1037.75		

Government of Karnataka
Directorate of Economics and Statistics
Hobli Level Average Yield data for Kharif season 2019-20

S.N	District	Taluk	Insurance Unit (hobli/ GP)	GP/HO BLI	Crop	IRR RF	No_CCE Conducted	Average Yield(Kg/ Ha)	Name_Of_Higher_Level	No_cce Conducted Higher	Higher average Yield(Kg/Ha)	Neighbouring Yield	Tech based Yield
77	Hasan	Arsikere	BANAVARA	Hobli	SUNFLOWER	RF			State Level	1441	623.31		
78	Hasan	Arsikere	GANDASI	Hobli	SUNFLOWER	RF			State Level	1441	623.31		
79	Hasan	Arsikere	JAVAGAL	Hobli	SUNFLOWER	RF			State Level	1441	623.31		
80	Hasan	Arsikere	KANAKATTE	Hobli	SUNFLOWER	RF			State Level	1441	623.31		
81	Hasan	Arsikere	KASABA	Hobli	SUNFLOWER	RF			State Level	1441	623.31		
82	Hasan	Arsikere	BANAVARA	Hobli	Tomato	NS	10	14780.00					
83	Hasan	Arsikere	GANDASI	Hobli	Tomato	NS	10	20944.00					
84	Hasan	Arsikere	JAVAGAL	Hobli	Tomato	NS	10	26618.00					
85	Hasan	Arsikere	KANAKATTE	Hobli	Tomato	NS	10	23128.00					
86	Hasan	Arsikere	KASABA	Hobli	Tomato	NS			Taluk Level	48	21072.75		
87	Hasan	Belur	BIKKODU	Hobli	COTTON	RF			State Level	1743	389.20		
88	Hasan	Belur	HALEBEEDU	Hobli	COTTON	RF			State Level	1743	389.20		
89	Hasan	Belur	HALEBEEDU	Hobli	Maize (Makka)	IRR			Taluk Level	20	6272.20		
90	Hasan	Belur	KASABA	Hobli	Maize (Makka)	IRR			Taluk Level	20	6272.20		
91	Hasan	Belur	MADEEHALLI	Hobli	Maize (Makka)	IRR			Taluk Level	20	6272.20		
92	Hasan	Belur	AREHALLI	Hobli	PADDY	IRR			Taluk Level	36	6061.28		
93	Hasan	Belur	BIKKODU	Hobli	PADDY	IRR	10	4001.35					
94	Hasan	Belur	KASABA	Hobli	PADDY	IRR	10	6914.06					
95	Hasan	Belur	MADEEHALLI	Hobli	PADDY	IRR			Taluk Level	36	6061.28		

Government of Karnataka
Directorate of Economics and Statistics
Hobli Level Average Yield data for Kharif season 2019-20

S.N	District	Taluk	Insurance Unit (hobli/ GP)	GP/HO BLI	Crop	IRR_RF	No_CCE_Conducted	Average Yield(Kg/Ha)	Name_Of_Higher_Level	No_cce_Conducted_Higher	Higher average Yield(Kg/Ha)	Neighbouring Yield	Tech. based Yield
96	Hasan	Belur	AREHALLI	Hobli	PADDY	RF			Taluk Level	22	4617.84		
97	Hasan	Belur	BIKKODU	Hobli	PADDY	RF	10	4210.00					
98	Hasan	Belur	KASABA	Hobli	PADDY	RF			Taluk Level	22	4617.84		
99	Hasan	Belur	HALEBEEDU	Hobli	Pigeon pea (red gram/arhar/tur)	RF			Taluk Level	10	333.93		
100	Hasan	Belur	MADEEHALLI	Hobli	Pigeon pea (red gram/arhar/tur)	RF			Taluk Level	10	333.93		
101	Hasan	Belur	AREHALLI	Hobli	Potato	RF	10	6090.00					
102	Hasan	Belur	BIKKODU	Hobli	Potato	RF	10	5856.00					
103	Hasan	Belur	HALEBEEDU	Hobli	Potato	RF	10	7058.40					
104	Hasan	Belur	KASABA	Hobli	Potato	RF	10	9474.00					
105	Hasan	Belur	MADEEHALLI	Hobli	Potato	RF			Taluk Level	46	6841.13		
106	Hasan	Belur	BIKKODU	Hobli	RAGI	RF			Taluk Level	29	1765.18		
107	Hasan	Belur	HALEBEEDU	Hobli	RAGI	RF	10	1989.85					
108	Hasan	Belur	KASABA	Hobli	RAGI	RF			Taluk Level	29	1765.18		
109	Hasan	Belur	MADEEHALLI	Hobli	RAGI	RF	10	1720.95					
110	Hasan	Belur	HALEBEEDU	Hobli	Sesame (Gingelly/Til)/Sesamum	RF			District Level	34	562.31		
111	Hasan	Belur	HALEBEEDU	Hobli	Sorghum (Jowar/Great Millet)	RF			District Level	2	1037.75		
112	Hasan	Belur	HALEBEEDU	Hobli	SUNFLOWER	RF			State Level	1441	623.31		
113	Hasan	Chanrayapatna	HIREESAVE	Hobli	Avare/Field bean	RF			Taluk Level	8	647.46		
114	Hasan	Chanrayapatna	BAGURU	Hobli	Cowpea/Alasande	RF			Taluk Level	12	296.03		

Government of Karnataka
Directorate of Economics and Statistics
Hobli Level Average Yield data for Kharif season 2019-20

S.N	District	Taluk	Insurance Unit (hobli/ GP)	GP/HO BLI	Crop	IRR- RF	No_CCE Conducted	Average Yield(Kg/ Ha)	Name_Of Higher_Level	No_cce Conducted Higher	Higher average Yield(Kg/Ha)	Neighbouring Yield	Tech-based Yield
115	Hasan	Chanrayapatna	DANDIGANAHALLI	Hobli	Cowpea/Alasande	RF			Taluk Level	12	296.03		
116	Hasan	Chanrayapatna	HIREESAVE	Hobli	Cowpea/Alasande	RF			Taluk Level	12	296.03		
117	Hasan	Chanrayapatna	KASABA	Hobli	Cowpea/Alasande	RF			Taluk Level	12	296.03		
118	Hasan	Chanrayapatna	NUGGEHALLI	Hobli	Cowpea/Alasande	RF			Taluk Level	12	296.03		
119	Hasan	Chanrayapatna	SHRAVANABELAGOLA	Hobli	Cowpea/Alasande	RF			Taluk Level	12	296.03		
120	Hasan	Chanrayapatna	DANDIGANAHALLI	Hobli	Green Gram (Moong Bean/ Moong)	RF			Taluk Level	4	250.72		
121	Hasan	Chanrayapatna	KASABA	Hobli	Green Gram (Moong Bean/ Moong)	RF			Taluk Level	4	250.72		
122	Hasan	Chanrayapatna	BAGURU	Hobli	Horse Gram (kuthi/kultha)	RF	10	570.71					
123	Hasan	Chanrayapatna	DANDIGANAHALLI	Hobli	Horse Gram (kuthi/kultha)	RF			Taluk Level	28	415.63		
124	Hasan	Chanrayapatna	HIREESAVE	Hobli	Horse Gram (kuthi/kultha)	RF	10	446.47					
125	Hasan	Chanrayapatna	BAGURU	Hobli	Maize (Makka)	RF	10	4864.91					
126	Hasan	Chanrayapatna	DANDIGANAHALLI	Hobli	Maize (Makka)	RF			Taluk Level	56	4589.95		
127	Hasan	Chanrayapatna	HIREESAVE	Hobli	Maize (Makka)	RF	10	4353.15					
128	Hasan	Chanrayapatna	KASABA	Hobli	Maize (Makka)	RF	10	4658.64					
129	Hasan	Chanrayapatna	NUGGEHALLI	Hobli	Maize (Makka)	RF	10	4408.50					
130	Hasan	Chanrayapatna	SHRAVANABELAGOLA	Hobli	Maize (Makka)	RF			Taluk Level	56	4589.95		
131	Hasan	Chanrayapatna	BAGURU	Hobli	PADDY	IRR			Taluk Level	32	3318.80		
132	Hasan	Chanrayapatna	DANDIGANAHALLI	Hobli	PADDY	IRR	10	3592.21					
133	Hasan	Chanrayapatna	HIREESAVE	Hobli	PADDY	IRR			Taluk Level	32	3318.80		

Government of Karnataka
Directorate of Economics and Statistics
Hobli Level Average Yield data for Kharif season 2019-20

S.N	District	Taluk	Insurance Unit (hobli/ GP)	GP/HO BLI	Crop	IRR RF	No CCE Conducted	Average Yield(Kg/Ha)	Name Of Higher Level	No cce Conducted Higher	Higher average Yield(Kg/Ha)	Neighbouring Yield	Tech. based Yield
134	Hasan	Chanrayapatna	KASABA	Hobli	PADDY	IRR			Taluk Level	32	3318.80		
135	Hasan	Chanrayapatna	NUGGEHALLI	Hobli	PADDY	IRR			Taluk Level	32	3318.80		
136	Hasan	Chanrayapatna	SHRAVANABELAGOLA	Hobli	PADDY	IRR	10	2984.64					
137	Hasan	Chanrayapatna	BAGURU	Hobli	Potato	IRR			Taluk Level	42	10983.33		
138	Hasan	Chanrayapatna	DANDIGANAHALLI	Hobli	Potato	IRR	10	12892.00					
139	Hasan	Chanrayapatna	HIREESAVE	Hobli	Potato	IRR			Taluk Level	42	10983.33		
140	Hasan	Chanrayapatna	KASABA	Hobli	Potato	IRR	10	11255.60					
141	Hasan	Chanrayapatna	NUGGEHALLI	Hobli	Potato	IRR	10	10280.00					
142	Hasan	Chanrayapatna	SHRAVANABELAGOLA	Hobli	Potato	IRR			Taluk Level	42	10983.33		
143	Hasan	Chanrayapatna	BAGURU	Hobli	RAGI	IRR	10	2252.06					
144	Hasan	Chanrayapatna	DANDIGANAHALLI	Hobli	RAGI	IRR	10	2846.04					
145	Hasan	Chanrayapatna	KASABA	Hobli	RAGI	IRR	10	2620.65					
146	Hasan	Chanrayapatna	NUGGEHALLI	Hobli	RAGI	IRR	10	2722.67					
147	Hasan	Chanrayapatna	SHRAVANABELAGOLA	Hobli	RAGI	IRR			Taluk Level	49	2616.61		
148	Hasan	Chanrayapatna	BAGURU	Hobli	Sesame (Gingelly/Til)/Sesamum	RF			Taluk Level	2	66.09		
149	Hasan	Chanrayapatna	DANDIGANAHALLI	Hobli	Sesame (Gingelly/Til)/Sesamum	RF			Taluk Level	2	66.09		
150	Hasan	Chanrayapatna	NUGGEHALLI	Hobli	Sesame (Gingelly/Til)/Sesamum	RF			Taluk Level	2	66.09		
151	Hasan	Chanrayapatna	DANDIGANAHALLI	Hobli	Sugarcane	IRR			Taluk Level	10	82574.80		
152	Hasan	Chanrayapatna	KASABA	Hobli	Sugarcane	IRR			Taluk Level	10	82574.80		

Government of Karnataka
Directorate of Economics and Statistics
Hobli Level Average Yield data for Kharif season 2019-20

S.N	District	Taluk	Insurance Unit (hobli/ GP)	GP/HO BLI	Crop	IRR RF	No_OCE_Conducted	Average Yield(Kg/Ha)	Name_Of_Higher_Level	No_cke_Conducted_Higher	Higher average Yield(Kg/Ha)	Neighbouring Yield	Tech-based Yield
153	Hasan	Hassan	KASABA	Hobli	Cowpea/Alasande	RF			District Level	112	330.19		
154	Hasan	Hassan	KATTAYA	Hobli	Cowpea/Alasande	RF			District Level	112	330.19		
155	Hasan	Hassan	KATTAYA	Hobli	GROUNDNUT	RF			District Level	2	293.24		
156	Hasan	Hassan	DUDDA	Hobli	Horse Gram (kulthi/kultha)	RF			Taluk Level	1	521.40		
157	Hasan	Hassan	KASABA	Hobli	Horse Gram (kulthi/kultha)	RF			Taluk Level	1	521.40		
158	Hasan	Hassan	SALAGAME	Hobli	Horse Gram (kulthi/kultha)	RF			Taluk Level	1	521.40		
159	Hasan	Hassan	SHANTIGRAMA	Hobli	Horse Gram (kulthi/kultha)	RF			Taluk Level	1	521.40		
160	Hasan	Hassan	DUDDA	Hobli	PADDY	IRR			Taluk Level	42	4332.34		
161	Hasan	Hassan	KASABA	Hobli	PADDY	IRR	10	4801.33					
162	Hasan	Hassan	KATTAYA	Hobli	PADDY	IRR	10	5190.99					
163	Hasan	Hassan	SALAGAME	Hobli	PADDY	IRR	10	4985.60					
164	Hasan	Hassan	SHANTIGRAMA	Hobli	PADDY	IRR	10	2344.79					
165	Hasan	Hassan	DUDDA	Hobli	Potato	IRR	10	8552.00					
166	Hasan	Hassan	KASABA	Hobli	Potato	IRR	10	9350.20					
167	Hasan	Hassan	KATTAYA	Hobli	Potato	IRR			Taluk Level	47	8281.32		
168	Hasan	Hassan	SALAGAME	Hobli	Potato	IRR			Taluk Level	47	8281.32		
169	Hasan	Hassan	SHANTIGRAMA	Hobli	Potato	IRR	10	7772.00					
170	Hasan	Hassan	DUDDA	Hobli	Potato	RF	10	6326.00					
171	Hasan	Hassan	KASABA	Hobli	Potato	RF			Taluk Level	48	5442.17		

Government of Karnataka
Directorate of Economics and Statistics
Hobli Level Average Yield data for Kharif season 2019-20

S.N	District	Taluk	Insurance Unit (hobli/ GP)	GP/HO BLI	Crop	IRR- RF	No. CCE Conducted	Average Yield(Kg/ Ha)	Name Of Higher Level	No. cce Conducted Higher	Higher average Yield(Kg/Ha)	Neighbouring Yield	Tech. based Yield
172	Hasan	Hassan	KATTAYA	Hobli	Potato	RF	10	6432.00					
173	Hasan	Hassan	SALAGAME	Hobli	Potato	RF	10	3868.40					
174	Hasan	Hassan	SHANTIGRAMA	Hobli	Potato	RF	10	5336.00					
175	Hasan	Hassan	KATTAYA	Hobli	RAGI	IRR	10	1771.86					
176	Hasan	Hassan	SALAGAME	Hobli	RAGI	IRR			Taluk Level	19	1686.46		
177	Hasan	Hassan	DUDDA	Hobli	RAGI	RF	10	1316.61					
178	Hasan	Hassan	KASABA	Hobli	RAGI	RF	10	1287.73					
179	Hasan	Hassan	KATTAYA	Hobli	RAGI	RF	10	1432.93					
180	Hasan	Hassan	SALAGAME	Hobli	RAGI	RF			Taluk Level	48	1472.05		
181	Hasan	Hassan	SHANTIGRAMA	Hobli	RAGI	RF	10	2192.02					
182	Hasan	Holenarasipura	HALEKOTE	Hobli	Cowpea/Alasande	RF			Taluk Level	22	296.36		
183	Hasan	Holenarasipura	HALLIMAISURU	Hobli	Cowpea/Alasande	RF			Taluk Level	22	296.36		
184	Hasan	Holenarasipura	KASABA	Hobli	Cowpea/Alasande	RF	10	294.36					
185	Hasan	Holenarasipura	HALEKOTE	Hobli	Horse Gram (kulthi/kultha)	RF	10	847.28					
186	Hasan	Holenarasipura	HALLIMAISURU	Hobli	Horse Gram (kulthi/kultha)	RF	10	617.18					
187	Hasan	Holenarasipura	KASABA	Hobli	Horse Gram (kulthi/kultha)	RF			Taluk Level	28	825.62		
188	Hasan	Holenarasipura	HALEKOTE	Hobli	Maize (Makka)	IRR			Taluk Level	22	4306.50		
189	Hasan	Holenarasipura	HALLIMAISURU	Hobli	Maize (Makka)	IRR			Taluk Level	22	4306.50		
190	Hasan	Holenarasipura	KASABA	Hobli	Maize (Makka)	IRR			Taluk Level	22	4306.50		

Government of Karnataka
Directorate of Economics and Statistics
Hobli Level Average Yield data for Kharif season 2019-20

S.N	District	Taluk	Insurance Unit (hobli/ GP)	GP/HO BLI	Crop	IRR- RF	No_CCE_Conducted	Average Yield(Kg/ Ha)	Name_Of_Higher_Level	No_cce Conducted_Higher	Higher average Yield(Kg/Ha)	Neighbouring Yield	Tech. based Yield
191	Hasan	Holenarasipura	HALEKOTE	Hobli	Maize (Makka)	RF			Taluk Level	28	3517.46		
192	Hasan	Holenarasipura	HALLIMASURU	Hobli	Maize (Makka)	RF	10	2671.63					
193	Hasan	Holenarasipura	KASABA	Hobli	Maize (Makka)	RF	10	4474.30					
194	Hasan	Holenarasipura	HALEKOTE	Hobli	Potato	RF	10	7400.00					
195	Hasan	Holenarasipura	HALLIMASURU	Hobli	Potato	RF	10	6996.60					
196	Hasan	Holenarasipura	KASABA	Hobli	Potato	RF	10	7152.00					
197	Hasan	Holenarasipura	HALEKOTE	Hobli	RAGI	IRR			Taluk Level	7	1976.59		
198	Hasan	Holenarasipura	HALEKOTE	Hobli	Sesame (Gingelly/Til)/Sesamum	RF			Taluk Level	8	299.52		
199	Hasan	Holenarasipura	HALLIMASURU	Hobli	Sesame (Gingelly/Til)/Sesamum	RF			Taluk Level	8	299.52		
200	Hasan	Sakleshpura	BELAGODU	Hobli	PADDY	IRR	10	6135.60					
201	Hasan	Sakleshpura	HANUBALU	Hobli	PADDY	IRR	10	5270.99					
202	Hasan	Sakleshpura	HETTURU	Hobli	PADDY	IRR	10	4818.50					
203	Hasan	Sakleshpura	KASABA	Hobli	PADDY	IRR	10	5395.77					
204	Hasan	Sakleshpura	YASALURU	Hobli	PADDY	IRR			Taluk Level	45	5317.97		


 Director
 Directorate of Economics and Statistics




Government of Karnataka
Directorate of Economics and Statistics
Hobli Level Average Yield data for Kharif season 2019-20

S.N	District	Taluk	Insurance Unit (hobli/ GP)	GP/HO BLI	Crop	IRR- RF	No_CCE Conducted	Average Yield(Kg/ Ha)	Name Of Higher Level	No_cce Conducted Higher	Higher average Yield(Kg/Ha)	Neighbouring Yield	Tech. based Yield
1	Haveri	Byadagi	BYADAGI	Hobli	Black Gram (urd bean)	RF					492.00		Y
2	Haveri	Byadagi	BYADAGI	Hobli	Cabbage	NS	10	18524.00					
3	Haveri	Byadagi	KAGINELLI	Hobli	Cabbage	NS	10	14188.00					
4	Haveri	Byadagi	BYADAGI	Hobli	COTTON	IRR	10	191.82					
5	Haveri	Byadagi	KAGINELLI	Hobli	COTTON	IRR	10	154.46					
6	Haveri	Byadagi	BYADAGI	Hobli	COTTON	RF	10	154.46					
7	Haveri	Byadagi	KAGINELLI	Hobli	COTTON	RF	10	150.91					
8	Haveri	Byadagi	BYADAGI	Hobli	Green Gram (Moong Bean/ Moong)	RF	10	240.69					
9	Haveri	Byadagi	BYADAGI	Hobli	GROUNDNUT	RF	10	1173.38					
10	Haveri	Byadagi	BYADAGI	Hobli	Maize (Makka)	IRR	10	2955.84					
11	Haveri	Byadagi	KAGINELLI	Hobli	Maize (Makka)	IRR	10	2806.82					
12	Haveri	Byadagi	KAGINELLI	Hobli	PADDY	IRR	10	1989.78					
13	Haveri	Byadagi	KAGINELLI	Hobli	PADDY	RF	10	2121.84					
14	Haveri	Byadagi	BYADAGI	Hobli	Save	RF					775.00		Y
15	Haveri	Byadagi	BYADAGI	Hobli	Sorghum (Jowar/Great Millet)	RF					2800.00		Y
16	Haveri	Byadagi	KAGINELLI	Hobli	Sorghum (Jowar/Great Millet)	RF					504.00		Y
17	Haveri	Byadagi	BYADAGI	Hobli	Soybean (bhat)	RF	10	373.11					
18	Haveri	Hangal	AKKIALURA	Hobli	COTTON	IRR	10	269.79					
19	Haveri	Hangal	BAMMANALLI	Hobli	COTTON	IRR	10	215.54					

Government of Karnataka
Directorate of Economics and Statistics
Hobli Level Average Yield data for Kharif season 2019-20

S.N	District	Taluk	Insurance Unit (hobli/ GP)	GP/HO BLI	Crop	IRR RF	No_CCE_Conducted	Average Yield(Kg/Ha)	Name_Of_Higher_Level	No_cce_Conducted_Higher	Higher average Yield(Kg/Ha)	Neighbouring Yield	Tech. based Yield
20	Haveri	Hangal	AKKIALURA	Hobli	COTTON	RF	10	248.58					
21	Haveri	Hangal	BAMMANALLI	Hobli	COTTON	RF	10	200.96					
22	Haveri	Hangal	HANAGALLA	Hobli	COTTON	RF	10	222.78					
23	Haveri	Hangal	BAMMANALLI	Hobli	GROUNDNUT	IRR					2170.00		Y
24	Haveri	Hangal	AKKIALURA	Hobli	GROUNDNUT	RF					756.00		Y
25	Haveri	Hangal	BAMMANALLI	Hobli	GROUNDNUT	RF	10	1225.64					
26	Haveri	Hangal	AKKIALURA	Hobli	Maize (Makka)	IRR	10	1431.42					
27	Haveri	Hangal	BAMMANALLI	Hobli	Maize (Makka)	IRR	10	1014.37					
28	Haveri	Hangal	HANAGALLA	Hobli	Maize (Makka)	IRR	10	1097.44					
29	Haveri	Hangal	AKKIALURA	Hobli	PADDY	RF	10	2109.80					
30	Haveri	Hangal	BAMMANALLI	Hobli	PADDY	RF	10	3319.51					
31	Haveri	Hangal	HANAGALLA	Hobli	PADDY	RF	10	1479.19					
32	Haveri	Hangal	AKKIALURA	Hobli	RAGI	RF					106.00		Y
33	Haveri	Hangal	HANAGALLA	Hobli	RAGI	RF					964.00		Y
34	Haveri	Hangal	AKKIALURA	Hobli	Sorghum (Jowar/Great Millet)	RF					1443.00		Y
35	Haveri	Hangal	BAMMANALLI	Hobli	Sorghum (Jowar/Great Millet)	RF					1520.00		Y
36	Haveri	Hangal	AKKIALURA	Hobli	Soybean (bhat)	RF	10	516.37					
37	Haveri	Hangal	BAMMANALLI	Hobli	Soybean (bhat)	RF	10	781.99					
38	Haveri	Hangal	HANAGALLA	Hobli	Soybean (bhat)	RF			Taluk Level	28	571.36		

Government of Karnataka
Directorate of Economics and Statistics
Hobli Level Average Yield data for Kharif season 2019-20

S.N	District	Taluk	Insurance Unit (hobli/ GP)	GP/HO BLI	Crop	IRR RF	No CCE Conducted	Average Yield(Kg/Ha)	Name Of Higher Level	No cce Conducted Higher	Higher average Yield(Kg/Ha)	Neighbouring Yield	Tech. based Yield
39	Haveri	Hangal	AKKIALURA	Hobli	Sugarcane	IRR	10	31099.56					
40	Haveri	Hangal	BAMMANALLI	Hobli	Sugarcane	IRR	10	52381.24					
41	Haveri	Hangal	HANAGALLA	Hobli	Sugarcane	IRR	10	59621.00					
42	Haveri	Haveri	GUTTALA	Hobli	COTTON	IRR	10	222.85					
43	Haveri	Haveri	HAVERI	Hobli	COTTON	IRR	10	166.47					
44	Haveri	Haveri	KARAJAGI	Hobli	COTTON	IRR	10	173.14					
45	Haveri	Haveri	GUTTALA	Hobli	COTTON	RF	10	217.17					
46	Haveri	Haveri	HAVERI	Hobli	COTTON	RF	10	137.11					
47	Haveri	Haveri	KARAJAGI	Hobli	COTTON	RF	10	144.92					
48	Haveri	Haveri	GUTTALA	Hobli	Green Gram (Moong Bean/ Moong)	RF					154.00		Y
49	Haveri	Haveri	HAVERI	Hobli	Green Gram (Moong Bean/ Moong)	RF					273.00		Y
50	Haveri	Haveri	KARAJAGI	Hobli	Green Gram (Moong Bean/ Moong)	RF					527.00		Y
51	Haveri	Haveri	GUTTALA	Hobli	GROUNDNUT	IRR	10	912.25					
52	Haveri	Haveri	HAVERI	Hobli	GROUNDNUT	IRR			Taluk Level	28	1076.04		
53	Haveri	Haveri	KARAJAGI	Hobli	GROUNDNUT	IRR	10	1105.24					
54	Haveri	Haveri	GUTTALA	Hobli	GROUNDNUT	RF	10	676.25					
55	Haveri	Haveri	HAVERI	Hobli	GROUNDNUT	RF	10	882.99					
56	Haveri	Haveri	KARAJAGI	Hobli	GROUNDNUT	RF	10	1003.47					
57	Haveri	Haveri	GUTTALA	Hobli	Maize (Makka)	IRR			Taluk Level	28	1662.87		

Government of Karnataka
Directorate of Economics and Statistics
Hobli Level Average Yield data for Kharif season 2019-20

S.N	District	Taluk	Insurance Unit (hobli/ GP)	GP/HO BLI	Crop	IRR RF	No_CCE Conducted	Average Yield(Kg/ Ha)	Name Of Higher Level	No_cce Conducted Higher	Higher average Yield(Kg/Ha)	Neighbouring Yield	Tech. based Yield
58	Haveri	Haveri	HAVERI	Hobli	Maize (Makka)	IRR	10	2123.88					
59	Haveri	Haveri	KARAJAGI	Hobli	Maize (Makka)	IRR	10	1546.71					
60	Haveri	Haveri	GUTTALA	Hobli	Navane	RF					354.39	Y	
61	Haveri	Haveri	GUTTALA	Hobli	Onion	IRR	10	1535.20					
62	Haveri	Haveri	KARAJAGI	Hobli	Onion	IRR	10	557.57					
63	Haveri	Haveri	GUTTALA	Hobli	Onion	RF	10	1629.00					
64	Haveri	Haveri	KARAJAGI	Hobli	Onion	RF	10	569.00					
65	Haveri	Haveri	GUTTALA	Hobli	PADDY	IRR	10	4227.72					
66	Haveri	Haveri	GUTTALA	Hobli	Pigeon pea (red gram/arhar/tur)	RF	10	445.91					
67	Haveri	Haveri	HAVERI	Hobli	Pigeon pea (red gram/arhar/tur)	RF			Taluk Level	18	535.50		
68	Haveri	Haveri	KARAJAGI	Hobli	Pigeon pea (red gram/arhar/tur)	RF			Taluk Level	18	535.50		
69	Haveri	Haveri	GUTTALA	Hobli	Save	RF					1585.00		Y
70	Haveri	Haveri	GUTTALA	Hobli	Sorghum (Jowar/Great Millet)	IRR					852.00		Y
71	Haveri	Haveri	GUTTALA	Hobli	Sorghum (Jowar/Great Millet)	RF					1731.00		Y
72	Haveri	Haveri	HAVERI	Hobli	Sorghum (Jowar/Great Millet)	RF					1225.00		Y
73	Haveri	Haveri	KARAJAGI	Hobli	Sorghum (Jowar/Great Millet)	RF					1194.00		Y
74	Haveri	Haveri	GUTTALA	Hobli	Soybean (bhat)	RF			Taluk Level	18	578.54		
75	Haveri	Haveri	HAVERI	Hobli	Soybean (bhat)	RF			Taluk Level	18	578.54		
76	Haveri	Haveri	KARAJAGI	Hobli	Soybean (bhat)	RF	10	514.91					

Government of Karnataka
Directorate of Economics and Statistics
Hobli Level Average Yield data for Kharif season 2019-20

S.N	District	Taluk	Insurance Unit (hobli/ GP)	GP/HO BLI	Crop	IRR- RF	No. CCE Conducted	Average Yield(Kg/ Ha)	Name Of Higher Level	No. cce Conducted Higher	Higher average Yield(Kg/Ha)	Neighbouring Yield	Tech. based Yield
77	Haveri	Haveri	GUTTALA	Hobli	Sugarcane	IRR			Taluk Level	22	49180.76		
78	Haveri	Haveri	HAVERI	Hobli	Sugarcane	IRR			Taluk Level	22	49180.76		
79	Haveri	Haveri	KARAJAGI	Hobli	Sugarcane	IRR	10	63816.60					
80	Haveri	Haveri	GUTTALA	Hobli	SUNFLOWER	RF					1096.00		Y
81	Haveri	Haveri	KARAJAGI	Hobli	SUNFLOWER	RF					772.00		Y
82	Haveri	Haveri	GUTTALA	Hobli	Tomato	NS	10	4539.20					
83	Haveri	Hirekerur	HIREKERURA	Hobli	Cabbage	NS					15248.00		Y
84	Haveri	Hirekerur	HANSABHAVI	Hobli	COTTON	IRR	10	616.14					
85	Haveri	Hirekerur	HIREKERURA	Hobli	COTTON	IRR	10	561.01					
86	Haveri	Hirekerur	RATTEEHALLI	Hobli	COTTON	IRR	10	438.28					
87	Haveri	Hirekerur	HANSABHAVI	Hobli	COTTON	RF	10	606.95					
88	Haveri	Hirekerur	HIREKERURA	Hobli	COTTON	RF	10	573.09					
89	Haveri	Hirekerur	RATTEEHALLI	Hobli	COTTON	RF	10	338.07					
90	Haveri	Hirekerur	HIREKERURA	Hobli	GROUNDNUT	RF			Taluk Level	16	1468.82		
91	Haveri	Hirekerur	RATTEEHALLI	Hobli	GROUNDNUT	RF	10	1511.46					
92	Haveri	Hirekerur	HANSABHAVI	Hobli	Maize (Makka)	IRR	10	4480.07					
93	Haveri	Hirekerur	HIREKERURA	Hobli	Maize (Makka)	IRR	10	3498.78					
94	Haveri	Hirekerur	RATTEEHALLI	Hobli	Maize (Makka)	IRR	10	3946.58					
95	Haveri	Hirekerur	HANSABHAVI	Hobli	PADDY	IRR	10	5399.90					

Government of Karnataka
Directorate of Economics and Statistics
Hobli Level Average Yield data for Kharif season 2019-20

S.N	District	Taluk	Insurance Unit (hobli/ GP)	GP/HO BLI	Crop	IRR/RF	No_CCE Conducted	Average Yield(Kg/Ha)	Name_Of_Higher_Level	No_cce Conducted Higher	Higher average Yield(Kg/Ha)	Neighbouring Yield	Tech-based Yield
96	Haveri	Hirekerur	HIREKERURA	Hobli	PADDY	IRR	10	4162.57					
97	Haveri	Hirekerur	RATTEEHALLI	Hobli	PADDY	IRR	10	3616.92					
98	Haveri	Hirekerur	HANSABHAVI	Hobli	PADDY	RF	10	4749.55					
99	Haveri	Hirekerur	HIREKERURA	Hobli	PADDY	RF	10	3298.55					
100	Haveri	Hirekerur	RATTEEHALLI	Hobli	PADDY	RF	10	2271.84					
101	Haveri	Hirekerur	HANSABHAVI	Hobli	Pigeon pea (red gram/arhar/tur)	RF			Taluk Level	20	398.32		
102	Haveri	Hirekerur	HIREKERURA	Hobli	Pigeon pea (red gram/arhar/tur)	RF			Taluk Level	20	398.32		
103	Haveri	Hirekerur	RATTEEHALLI	Hobli	Pigeon pea (red gram/arhar/tur)	RF			Taluk Level	20	398.32		
104	Haveri	Hirekerur	HANSABHAVI	Hobli	RAGI	RF			Taluk Level	16	941.93		
105	Haveri	Hirekerur	HIREKERURA	Hobli	RAGI	RF			Taluk Level	16	941.93		
106	Haveri	Hirekerur	RATTEEHALLI	Hobli	RAGI	RF			Taluk Level	16	941.93		
107	Haveri	Hirekerur	HANSABHAVI	Hobli	Sorghum (Jowar/Great Millet)	RF					1250.00		Y
108	Haveri	Hirekerur	HIREKERURA	Hobli	Sorghum (Jowar/Great Millet)	RF					1204.00		Y
109	Haveri	Hirekerur	RATTEEHALLI	Hobli	Sorghum (Jowar/Great Millet)	RF					408.00		Y
110	Haveri	Hirekerur	HANSABHAVI	Hobli	Sugarcane	IRR	10	51501.40					
111	Haveri	Hirekerur	HANSABHAVI	Hobli	Tomato	NS	10	2252.00					
112	Haveri	Hirekerur	HIREKERURA	Hobli	Tomato	NS			Taluk Level	28	2567.14		
113	Haveri	Hirekerur	RATTEEHALLI	Hobli	Tomato	NS	10	2812.00					
114	Haveri	Ranebennur	KUPPELURA	Hobli	COTTON	IRR	10	353.75					

Government of Karnataka
Directorate of Economics and Statistics
Hobli Level Average Yield data for Kharif season 2019-20

S.N	District	Taluk	Insurance Unit (hobli/ GP)	GP/HO BLI	Crop	IRR RF	No_CCE Conducted	Average Yield(Kg/ Ha)	Name_Of Higher_Level	No_cce Conducted Higher	Higher average Yield(Kg/Ha)	Neighbouring Yield	Tech-based Yield
115	Haveri	Ranebennur	MEDLERI	Hobli	COTTON	IRR	10	178.61					
116	Haveri	Ranebennur	RANEBENNURA	Hobli	COTTON	IRR	10	264.28					
117	Haveri	Ranebennur	KUPPELURA	Hobli	COTTON	RF	10	183.91					
118	Haveri	Ranebennur	MEDLERI	Hobli	COTTON	RF	10	112.69					
119	Haveri	Ranebennur	RANEBENNURA	Hobli	COTTON	RF	10	243.76					
120	Haveri	Ranebennur	KUPPELURA	Hobli	Green Gram (Moong Bean/ Moong)	RF					311.00		Y
121	Haveri	Ranebennur	RANEBENNURA	Hobli	Green Gram (Moong Bean/ Moong)	RF	10	183.28					
122	Haveri	Ranebennur	RANEBENNURA	Hobli	GROUNDNUT	IRR					1530.00		Y
123	Haveri	Ranebennur	KUPPELURA	Hobli	GROUNDNUT	RF			Taluk Level	24	920.91		
124	Haveri	Ranebennur	MEDLERI	Hobli	GROUNDNUT	RF	10	829.86					
125	Haveri	Ranebennur	RANEBENNURA	Hobli	GROUNDNUT	RF	10	817.03					
126	Haveri	Ranebennur	KUPPELURA	Hobli	Maize (Makka)	IRR	10	2334.32					
127	Haveri	Ranebennur	MEDLERI	Hobli	Maize (Makka)	IRR	10	2292.54					
128	Haveri	Ranebennur	RANEBENNURA	Hobli	Maize (Makka)	IRR	10	1952.29					
129	Haveri	Ranebennur	MEDLERI	Hobli	Navane	RF					389.00		Y
130	Haveri	Ranebennur	RANEBENNURA	Hobli	Navane	RF					455.00		Y
131	Haveri	Ranebennur	KUPPELURA	Hobli	Onion	IRR			Taluk Level	22	3518.44		
132	Haveri	Ranebennur	MEDLERI	Hobli	Onion	IRR	10	3347.90					
133	Haveri	Ranebennur	RANEBENNURA	Hobli	Onion	IRR	10	3227.07					

Government of Karnataka
Directorate of Economics and Statistics
Hobli Level Average Yield data for Kharif season 2019-20

S.N	District	Taluk	Insurance Unit (hobli/ GP)	GP/HO BLI	Crop	IRR RF	No CCE Conducted	Average Yield(Kg/ Ha)	Name Of Higher Level	No cce Conducted Higher	Higher average Yield(Kg/Ha)	Neighbouring Yield	Tech. based Yield
134	Haveri	Ranebennur	KUPPELURA	Hobli	Onion	RF	10	1412.80					
135	Haveri	Ranebennur	MEDLERI	Hobli	Onion	RF	10	2367.80					
136	Haveri	Ranebennur	RANEENNURA	Hobli	Onion	RF	10	1799.31					
137	Haveri	Ranebennur	KUPPELURA	Hobli	PADDY	IRR	10	2592.79					
138	Haveri	Ranebennur	MEDLERI	Hobli	PADDY	IRR	10	3161.30					
139	Haveri	Ranebennur	RANEENNURA	Hobli	PADDY	IRR			Taluk Level	26	2772.84		
140	Haveri	Ranebennur	KUPPELURA	Hobli	Pigeon pea (red gram/arhar/tur)	RF			Taluk Level	18	801.01		
141	Haveri	Ranebennur	MEDLERI	Hobli	Pigeon pea (red gram/arhar/tur)	RF			Taluk Level	18	801.01		
142	Haveri	Ranebennur	RANEENNURA	Hobli	Pigeon pea (red gram/arhar/tur)	RF			Taluk Level	18	801.01		
143	Haveri	Ranebennur	RANEENNURA	Hobli	Save	RF					843.00		Y
144	Haveri	Ranebennur	MEDLERI	Hobli	Sorghum (Jowar/Great Millet)	IRR					1949.00		Y
145	Haveri	Ranebennur	RANEENNURA	Hobli	Sorghum (Jowar/Great Millet)	IRR					185.00		Y
146	Haveri	Ranebennur	KUPPELURA	Hobli	Sorghum (Jowar/Great Millet)	RF					2642.00		Y
147	Haveri	Ranebennur	MEDLERI	Hobli	Sorghum (Jowar/Great Millet)	RF					1550.00		Y
148	Haveri	Ranebennur	RANEENNURA	Hobli	Sorghum (Jowar/Great Millet)	RF					2163.00		Y
149	Haveri	Ranebennur	RANEENNURA	Hobli	Soybean (bhat)	RF					373.11	Y	
150	Haveri	Ranebennur	KUPPELURA	Hobli	Sugarcane	IRR	10	47160.92					
151	Haveri	Ranebennur	MEDLERI	Hobli	Sugarcane	IRR	10	34416.08					
152	Haveri	Ranebennur	KUPPELURA	Hobli	SUNFLOWER	RF					291.00		Y

Government of Karnataka
Directorate of Economics and Statistics
Hobli Level Average Yield data for Kharif season 2019-20

S.N	District	Taluk	Insurance Unit (Hobli/ GP)	GP/HO BLI	Crop	IRR RF	No. CCE Conducted	Average Yield(Kg/ Ha)	Name Of Higher Level	No. cce Conducted Higher	Higher average Yield(Kg/Ha)	Neighbouring Yield	Tech. based Yield
153	Haveri	Ranebennur	MEDLERI	Hobli	SUNFLOWER	RF					407.00		Y
154	Haveri	Ranebennur	RANEENNURA	Hobli	SUNFLOWER	RF					28.00		Y
155	Haveri	Ranebennur	KUPPELURA	Hobli	Tomato	NS	10	2384.00					
156	Haveri	Ranebennur	MEDLERI	Hobli	Tomato	NS	10	2731.80					
157	Haveri	Ranebennur	RANEENNURA	Hobli	Tomato	NS	10	2643.20					
158	Haveri	Savanur	HATTIMATTURA	Hobli	COTTON	IRR	10	103.62					
159	Haveri	Savanur	SAVANURA	Hobli	COTTON	IRR	10	178.98					
160	Haveri	Savanur	HATTIMATTURA	Hobli	COTTON	RF	10	112.26					
161	Haveri	Savanur	SAVANURA	Hobli	COTTON	RF	10	152.39					
162	Haveri	Savanur	HATTIMATTURA	Hobli	Cowpea/Alasande	RF					442.00		Y
163	Haveri	Savanur	HATTIMATTURA	Hobli	Green Gram (Moong Bean/ Moong)	RF			Taluk Level	18	102.98		
164	Haveri	Savanur	SAVANURA	Hobli	Green Gram (Moong Bean/ Moong)	RF	10	104.30					
165	Haveri	Savanur	HATTIMATTURA	Hobli	GROUNDNUT	IRR	10	462.72					
166	Haveri	Savanur	HATTIMATTURA	Hobli	Maize (Makka)	IRR	10	1184.19					
167	Haveri	Savanur	SAVANURA	Hobli	Maize (Makka)	IRR	10	762.86					
168	Haveri	Savanur	HATTIMATTURA	Hobli	Onion	IRR	10	1308.20					
169	Haveri	Savanur	HATTIMATTURA	Hobli	Pigeon pea (red gram/arhar/tur)	RF	10	553.97					
170	Haveri	Savanur	SAVANURA	Hobli	Pigeon pea (red gram/arhar/tur)	RF	10	469.67					
171	Haveri	Savanur	HATTIMATTURA	Hobli	Red Chillies	IRR	10	392.87					

Government of Karnataka
Directorate of Economics and Statistics
Hobli Level Average Yield data for Kharif season 2019-20

S.N	District	Taluk	Insurance Unit (hobli/ GP)	GP/HO BLI	Crop	IRR RF	No_CCE Conducted	Average Yield(Kg/Ha)	Name Of Higher Level	No_cce Conducted Higher	Higher average Yield(Kg/Ha)	Neighbouring Yield	Tech. based Yield
172	Haveri	Savanur	HATTIMATTURA	Hobli	Red Chillies	RF	10	309.95					
173	Haveri	Savanur	SAVANURA	Hobli	Red Chillies	RF	10	278.10					
174	Haveri	Savanur	HATTIMATTURA	Hobli	Save	RF					824.00		Y
175	Haveri	Savanur	SAVANURA	Hobli	Save	RF					726.00		Y
176	Haveri	Savanur	HATTIMATTURA	Hobli	Sesame (Gingelly/Til)/Sesamum	RF					253.00		Y
177	Haveri	Savanur	HATTIMATTURA	Hobli	Sorghum (Jowar/Great Millet)	RF					999.00		Y
178	Haveri	Savanur	SAVANURA	Hobli	Sorghum (Jowar/Great Millet)	RF					2137.00		Y
179	Haveri	Savanur	HATTIMATTURA	Hobli	Soybean (bhat)	RF	10	444.28					
180	Haveri	Savanur	SAVANURA	Hobli	Soybean (bhat)	RF	10	383.29					
181	Haveri	Savanur	HATTIMATTURA	Hobli	Sugarcane	IRR	10	23664.56					
182	Haveri	Savanur	HATTIMATTURA	Hobli	SUNFLOWER	RF					240.00		Y
183	Haveri	Shiggaon	BANKAPURA	Hobli	COTTON	RF	10	157.46					
184	Haveri	Shiggaon	DUNDASHI	Hobli	COTTON	RF	10	148.99					
185	Haveri	Shiggaon	SHIGGANVA	Hobli	COTTON	RF	10	192.49					
186	Haveri	Shiggaon	BANKAPURA	Hobli	Green Gram (Moong Bean/ Moong)	RF			Taluk Level	18	146.07		
187	Haveri	Shiggaon	SHIGGANVA	Hobli	Green Gram (Moong Bean/ Moong)	RF	10	130.01					
188	Haveri	Shiggaon	BANKAPURA	Hobli	GROUNDNUT	RF	10	627.87					
189	Haveri	Shiggaon	DUNDASHI	Hobli	GROUNDNUT	RF	10	315.92					
190	Haveri	Shiggaon	SHIGGANVA	Hobli	GROUNDNUT	RF	10	622.73					

Government of Karnataka
Directorate of Economics and Statistics
Hobli Level Average Yield data for Kharif season 2019-20

S.N	District	Taluk	Insurance Unit (hobli/ GP)	GP/HO BLI	Crop	IRR- RF	No_CCE_Conducted	Average Yield(Kg/ Ha)	Name_Of_Higher_Level	No_cce Conducted_Higher	Higher average Yield(Kg/Ha)	Neighbouring Yield	Tech. based Yield
191	Haveri	Shiggaon	BANKAPURA	Hobli	Maize (Makka)	IRR	10	3615.77					
192	Haveri	Shiggaon	BANKAPURA	Hobli	PADDY	IRR	10	628.56					
193	Haveri	Shiggaon	DUNDASHI	Hobli	PADDY	IRR	10	1683.95					
194	Haveri	Shiggaon	SHIGGANVA	Hobli	PADDY	IRR			Taluk Level	22	1364.06		
195	Haveri	Shiggaon	BANKAPURA	Hobli	PADDY	RF	10	1289.29					
196	Haveri	Shiggaon	DUNDASHI	Hobli	PADDY	RF	10	1532.90					
197	Haveri	Shiggaon	SHIGGANVA	Hobli	PADDY	RF	10	1127.67					
198	Haveri	Shiggaon	DUNDASHI	Hobli	Pigeon pea (red gram/arhar/tur)	RF					77.00		Y
199	Haveri	Shiggaon	SHIGGANVA	Hobli	Pigeon pea (red gram/arhar/tur)	RF					656.00		Y
200	Haveri	Shiggaon	SHIGGANVA	Hobli	RAGI	RF					1334.00		Y
201	Haveri	Shiggaon	SHIGGANVA	Hobli	Red Chillies	RF	10	191.09					
202	Haveri	Shiggaon	BANKAPURA	Hobli	Save	RF			Taluk Level	18	1471.59		
203	Haveri	Shiggaon	DUNDASHI	Hobli	Save	RF	10	1521.77					
204	Haveri	Shiggaon	SHIGGANVA	Hobli	Save	RF			Taluk Level	18	1471.59		
205	Haveri	Shiggaon	BANKAPURA	Hobli	Sorghum (Jowar/Great Millet)	RF					1047.00		Y
206	Haveri	Shiggaon	DUNDASHI	Hobli	Sorghum (Jowar/Great Millet)	RF					1211.00		Y
207	Haveri	Shiggaon	SHIGGANVA	Hobli	Sorghum (Jowar/Great Millet)	RF					1303.00		Y
208	Haveri	Shiggaon	BANKAPURA	Hobli	Soybean (bhat)	RF	10	651.20					
209	Haveri	Shiggaon	DUNDASHI	Hobli	Soybean (bhat)	RF	10	625.59					

Government of Karnataka
Directorate of Economics and Statistics
Hobli Level Average Yield data for Kharif season 2019-20

S.N	District	Taluk	Insurance Unit (hobli/ GP)	GP/HO BLI	Crop	IRR_RRF	No_CCE_Conducted	Average Yield(Kg/Ha)	Name_Of_Higher_Level	No_cce_Conducted_Higher	Higher average Yield(Kg/Ha)	Neighbouring Yield	Tech. based Yield
210	Haveri	Shiggaon	SHIGGANVA	Hobli	Soybean (bhat)	RF	10	443.73					
211	Haveri	Shiggaon	BANKAPURA	Hobli	Sugarcane	IRR	10	69196.00					
212	Haveri	Shiggaon	DUNDASHI	Hobli	Sugarcane	IRR	10	84894.60					

Director

Directorate of Economics and Statistics

Government of Karnataka
Directorate of Economics and Statistics
Hobli Level Average Yield data for Kharif season 2019-20

S.N	District	Taluk	Insurance Unit (hobli/ GP)	GP/HO BLI	Crop	IRR- RF	No_CCE_Conducted	Average Yield(Kg/ Ha)	Name_Of_Higher_Level	No_cce Conducted_Higher	Higher average Yield(Kg/Ha)	Neighbouring Yield	Tech. based Yield
1	Kalaburgi	Afzalpur	AFAJALAPURA	Hobli	Black Gram (urd bean)	RF			Taluk Level	27	261.82		
2	Kalaburgi	Afzalpur	ATANURA	Hobli	Black Gram (urd bean)	RF			Taluk Level	27	261.82		
3	Kalaburgi	Afzalpur	KARAJAGI	Hobli	Black Gram (urd bean)	RF	10	199.79					
4	Kalaburgi	Afzalpur	AFAJALAPURA	Hobli	COTTON	IRR	10	964.94					
5	Kalaburgi	Afzalpur	KARAJAGI	Hobli	COTTON	IRR	10	942.09					
6	Kalaburgi	Afzalpur	AFAJALAPURA	Hobli	COTTON	RF	10	528.42					
7	Kalaburgi	Afzalpur	ATANURA	Hobli	COTTON	RF			Taluk Level	26	598.94		
8	Kalaburgi	Afzalpur	KARAJAGI	Hobli	COTTON	RF			Taluk Level	26	598.94		
9	Kalaburgi	Afzalpur	AFAJALAPURA	Hobli	Green Gram (Moong Bean/ Moong)	RF	10	335.11					
10	Kalaburgi	Afzalpur	ATANURA	Hobli	Green Gram (Moong Bean/ Moong)	RF	10	448.98					
11	Kalaburgi	Afzalpur	KARAJAGI	Hobli	Green Gram (Moong Bean/ Moong)	RF	10	423.45					
12	Kalaburgi	Afzalpur	AFAJALAPURA	Hobli	Onion	IRR	10	11360.00					
13	Kalaburgi	Afzalpur	KARAJAGI	Hobli	Onion	IRR	10	8322.00					
14	Kalaburgi	Afzalpur	AFAJALAPURA	Hobli	Pearl Millet (Bajra/Bulrush Millet/Spiked Millet)	RF			Taluk Level	17	1709.75		
15	Kalaburgi	Afzalpur	ATANURA	Hobli	Pearl Millet (Bajra/Bulrush Millet/Spiked Millet)	RF			Taluk Level	17	1709.75		
16	Kalaburgi	Afzalpur	KARAJAGI	Hobli	Pearl Millet (Bajra/Bulrush Millet/Spiked Millet)	RF			Taluk Level	17	1709.75		
17	Kalaburgi	Afzalpur	AFAJALAPURA	Hobli	Red Chillies	IRR			Taluk Level	8	4467.59		

Government of Karnataka
Directorate of Economics and Statistics
Hobli Level Average Yield data for Kharif season 2019-20

S.N	District	Taluk	Insurance Unit (hobli/ GP)	GP/HO BLI	Crop	IRR RF	No. CCE Conducted	Average Yield(Kg/ Ha)	Name Of Higher Level	No. cce Conducted Higher	Higher average Yield(Kg/Ha)	Neighbouring Yield	Tech. based Yield
18	Kalaburgi	Afzalpur	ATANURA	Hobli	Sesame (Gingelly/Til)/Sesamum	RF	10	862.21					
19	Kalaburgi	Afzalpur	ATANURA	Hobli	Sugarcane	IRR	10	77280.00					
20	Kalaburgi	Afzalpur	KARAJAGI	Hobli	Sugarcane	IRR	10	66952.00					
21	Kalaburgi	Afzalpur	AFAJALAPURA	Hobli	SUNFLOWER	IRR			Taluk Level	22	977.66		
22	Kalaburgi	Afzalpur	ATANURA	Hobli	SUNFLOWER	IRR			Taluk Level	22	977.66		
23	Kalaburgi	Afzalpur	KARAJAGI	Hobli	SUNFLOWER	IRR	10	802.55					
24	Kalaburgi	Afzalpur	AFAJALAPURA	Hobli	SUNFLOWER	RF			Taluk Level	22	863.33		
25	Kalaburgi	Afzalpur	ATANURA	Hobli	SUNFLOWER	RF			Taluk Level	22	863.33		
26	Kalaburgi	Afzalpur	KARAJAGI	Hobli	SUNFLOWER	RF			Taluk Level	22	863.33		
27	Kalaburgi	Afzalpur	AFAJALAPURA	Hobli	Tomato	NS			State Level	1479	14548.67		
28	Kalaburgi	Aland	ALANDA	Hobli	Black Gram (urd bean)	RF	10	771.00					
29	Kalaburgi	Aland	KHAJURI	Hobli	Black Gram (urd bean)	RF	10	631.79					
30	Kalaburgi	Aland	MADANAHIPPARAGA	Hobli	Black Gram (urd bean)	RF	10	520.12					
31	Kalaburgi	Aland	NARONA	Hobli	Black Gram (urd bean)	RF	10	616.49					
32	Kalaburgi	Aland	NIMBARGA	Hobli	Black Gram (urd bean)	RF	10	578.25					
33	Kalaburgi	Aland	ALANDA	Hobli	Green Gram (Moong Bean/ Moong)	RF	10	648.01					
34	Kalaburgi	Aland	KHAJURI	Hobli	Green Gram (Moong Bean/ Moong)	RF	10	600.18					
35	Kalaburgi	Aland	MADANAHIPPARAGA	Hobli	Green Gram (Moong Bean/ Moong)	RF	10	640.30					
36	Kalaburgi	Aland	NARONA	Hobli	Green Gram (Moong Bean/ Moong)	RF	10	616.92					

Government of Karnataka
Directorate of Economics and Statistics
Hobli Level Average Yield data for Kharif season 2019-20

S.N	District	Taluk	Insurance Unit (hobli/ GP)	GP/HO BLI	Crop	IRR- RF	No. CCE Conducted	Average Yield(Kg/ Ha)	Name Of Higher Level	No. cce Conducted Higher	Higher average Yield(Kg/Ha)	Neighbouring Yield	Tech-based Yield
37	Kalaburgi	Aland	NIMBARGA	Hobli	Green Gram (Moong Bean/ Moong)	RF	10	578.58					
38	Kalaburgi	Aland	ALANDA	Hobli	Onion	IRR	10	10808.00					
39	Kalaburgi	Aland	KHAJURI	Hobli	Onion	IRR	10	10152.00					
40	Kalaburgi	Aland	MADANAHIPPARAGA	Hobli	Onion	IRR	10	10920.00					
41	Kalaburgi	Aland	NARONA	Hobli	Onion	IRR	10	8524.00					
42	Kalaburgi	Aland	NIMBARGA	Hobli	Onion	IRR	10	9880.00					
43	Kalaburgi	Aland	ALANDA	Hobli	Pearl Millet (Bajra/Bulrush Millet/Spiked Millet)	RF	10	1388.65					
44	Kalaburgi	Aland	KHAJURI	Hobli	Pearl Millet (Bajra/Bulrush Millet/Spiked Millet)	RF	10	1350.81					
45	Kalaburgi	Aland	MADANAHIPPARAGA	Hobli	Pearl Millet (Bajra/Bulrush Millet/Spiked Millet)	RF	10	1536.73					
46	Kalaburgi	Aland	NARONA	Hobli	Pearl Millet (Bajra/Bulrush Millet/Spiked Millet)	RF	10	2410.39					
47	Kalaburgi	Aland	NIMBARGA	Hobli	Pearl Millet (Bajra/Bulrush Millet/Spiked Millet)	RF	10	2032.52					
48	Kalaburgi	Aland	ALANDA	Hobli	Sesame (Gingelly/Til)/Sesamum	RF	10	1946.96					
49	Kalaburgi	Aland	KHAJURI	Hobli	Sesame (Gingelly/Til)/Sesamum	RF			Taluk Level	48	1680.07		
50	Kalaburgi	Aland	MADANAHIPPARAGA	Hobli	Sesame (Gingelly/Til)/Sesamum	RF	10	2021.66					
51	Kalaburgi	Aland	NARONA	Hobli	Sesame (Gingelly/Til)/Sesamum	RF	10	1367.66					
52	Kalaburgi	Aland	NIMBARGA	Hobli	Sesame (Gingelly/Til)/Sesamum	RF	10	1315.78					
53	Kalaburgi	Aland	MADANAHIPPARAGA	Hobli	Sorghum (Jowar/Great Millet)	RF			District Level	24	1254.58		

Government of Karnataka
Directorate of Economics and Statistics
Hobli Level Average Yield data for Kharif season 2019-20

S.N	District	Taluk	Insurance Unit (hobli/ GP)	GP/HO BLI	Crop	IRR- RF	No_CCE Conducted	Average Yield(Kg/ Ha)	Name_Of Higher_Level	No_cce Conducted Higher	Higher average Yield(Kg/Ha)	Neighbouring Yield	Tech. based Yield
54	Kalaburgi	Aland	NARONA	Hobli	Sorghum (Jowar/Great Millet)	RF			District Level	24	1254.58		
55	Kalaburgi	Aland	ALANDA	Hobli	Soybean (bhat)	RF	10	1324.41					
56	Kalaburgi	Aland	KHAJURI	Hobli	Soybean (bhat)	RF	10	1518.85					
57	Kalaburgi	Aland	MADANAHIPPARAGA	Hobli	Soybean (bhat)	RF	10	1405.12					
58	Kalaburgi	Aland	NARONA	Hobli	Soybean (bhat)	RF	10	1436.30					
59	Kalaburgi	Aland	NIMBARGA	Hobli	Soybean (bhat)	RF	10	1511.51					
60	Kalaburgi	Aland	ALANDA	Hobli	SUNFLOWER	IRR			Taluk Level	10	1071.55		
61	Kalaburgi	Aland	KHAJURI	Hobli	SUNFLOWER	IRR			Taluk Level	10	1071.55		
62	Kalaburgi	Aland	NARONA	Hobli	SUNFLOWER	IRR			Taluk Level	10	1071.55		
63	Kalaburgi	Aland	ALANDA	Hobli	SUNFLOWER	RF			Taluk Level	39	1183.80		
64	Kalaburgi	Aland	KHAJURI	Hobli	SUNFLOWER	RF			Taluk Level	39	1183.80		
65	Kalaburgi	Aland	MADANAHIPPARAGA	Hobli	SUNFLOWER	RF	10	1222.06					
66	Kalaburgi	Aland	NARONA	Hobli	SUNFLOWER	RF			Taluk Level	39	1183.80		
67	Kalaburgi	Aland	NIMBARGA	Hobli	SUNFLOWER	RF	10	1476.02					
68	Kalaburgi	Chincholi	AINAPURA	Hobli	Black Gram (urd bean)	RF	10	759.53					
69	Kalaburgi	Chincholi	CHINCHOLI	Hobli	Black Gram (urd bean)	RF	10	568.82					
70	Kalaburgi	Chincholi	KODLI	Hobli	Black Gram (urd bean)	RF	10	1017.59					
71	Kalaburgi	Chincholi	SULEPETA	Hobli	Black Gram (urd bean)	RF	10	533.66					
72	Kalaburgi	Chincholi	AINAPURA	Hobli	COTTON	IRR			District Level	40	796.37		

Government of Karnataka
Directorate of Economics and Statistics
Hobli Level Average Yield data for Kharif season 2019-20

S.N	District	Taluk	Insurance Unit (hobli/ GP)	GP/HO BLI	Crop	IRR- RF	No. CCE Conducted	Average Yield(Kg/ Ha)	Name Of Higher Level	No. cce Conducted Higher	Higher average Yield(Kg/Ha)	Neighbouring Yield	Tech. based Yield
73	Kalaburgi	Chincholi	CHINCHOLI	Hobli	COTTON	IRR			District Level	40	796.37		
74	Kalaburgi	Chincholi	KODLI	Hobli	COTTON	IRR			District Level	40	796.37		
75	Kalaburgi	Chincholi	SULEPETA	Hobli	COTTON	IRR			District Level	40	796.37		
76	Kalaburgi	Chincholi	AINAPURA	Hobli	Green Gram (Moong Bean/ Moong)	RF	10	543.87					
77	Kalaburgi	Chincholi	CHINCHOLI	Hobli	Green Gram (Moong Bean/ Moong)	RF	10	560.07					
78	Kalaburgi	Chincholi	KODLI	Hobli	Green Gram (Moong Bean/ Moong)	RF			Taluk Level	38	628.38		
79	Kalaburgi	Chincholi	SULEPETA	Hobli	Green Gram (Moong Bean/ Moong)	RF	10	728.24					
80	Kalaburgi	Chincholi	AINAPURA	Hobli	Pearl Millet (Bajra/Bulrush Millet/Spiked Millet)	RF			Taluk Level	10	2972.19		
81	Kalaburgi	Chincholi	KODLI	Hobli	Pearl Millet (Bajra/Bulrush Millet/Spiked Millet)	RF			Taluk Level	10	2972.19		
82	Kalaburgi	Chincholi	AINAPURA	Hobli	Sesame (Gingelly/Til)/Sesamum	RF			District Level	156	1248.16		
83	Kalaburgi	Chincholi	CHINCHOLI	Hobli	Sesame (Gingelly/Til)/Sesamum	RF			District Level	156	1248.16		
84	Kalaburgi	Chincholi	KODLI	Hobli	Sesame (Gingelly/Til)/Sesamum	RF			District Level	156	1248.16		
85	Kalaburgi	Chincholi	SULEPETA	Hobli	Sesame (Gingelly/Til)/Sesamum	RF			District Level	156	1248.16		
86	Kalaburgi	Chincholi	CHINCHOLI	Hobli	Sorghum (Jowar/Great Millet)	IRR			State Level	500	2674.62		
87	Kalaburgi	Chincholi	AINAPURA	Hobli	Sorghum (Jowar/Great Millet)	RF	10	1503.05					
88	Kalaburgi	Chincholi	CHINCHOLI	Hobli	Sorghum (Jowar/Great Millet)	RF			Taluk Level	14	1422.58		
89	Kalaburgi	Chincholi	KODLI	Hobli	Sorghum (Jowar/Great Millet)	RF			Taluk Level	14	1422.58		
90	Kalaburgi	Chincholi	SULEPETA	Hobli	Sorghum (Jowar/Great Millet)	RF			Taluk Level	14	1422.58		

Government of Karnataka
Directorate of Economics and Statistics
Hobli Level Average Yield data for Kharif season 2019-20

S.N	District	Taluk	Insurance Unit (hobli/ GP)	GP/HO BLI	Crop	IRR- RF	No_CCE Conducted	Average Yield(Kg/ Ha)	Name_Of_Higher_Level	No_cce Conducted_Higher	Higher average Yield(Kg/Ha)	Neighbouring Yield	Tech. based Yield
91	Kalaburgi	Chincholi	AINAPURA	Hobli	Soybean (bhat)	RF	10	1426.70					
92	Kalaburgi	Chincholi	CHINCHOLI	Hobli	Soybean (bhat)	RF			Taluk Level	38	1601.13		
93	Kalaburgi	Chincholi	KODLI	Hobli	Soybean (bhat)	RF	10	1362.93					
94	Kalaburgi	Chincholi	SULEPETA	Hobli	Soybean (bhat)	RF	10	1810.05					
95	Kalaburgi	Chincholi	CHINCHOLI	Hobli	Sugarcane	IRR	10	117996.00					
96	Kalaburgi	Chincholi	AINAPURA	Hobli	SUNFLOWER	RF			Taluk Level	2	1439.14		
97	Kalaburgi	Chincholi	CHINCHOLI	Hobli	Turmeric	NS	10	15532.00					
98	Kalaburgi	Chittapur	CHITTAPURA	Hobli	Black Gram (urd bean)	RF	10	555.30					
99	Kalaburgi	Chittapur	NALAVARA	Hobli	Black Gram (urd bean)	RF	10	847.15					
100	Kalaburgi	Chittapur	SHAHABADA	Hobli	Black Gram (urd bean)	RF			Taluk Level	28	604.68		
101	Kalaburgi	Chittapur	CHITTAPURA	Hobli	COTTON	RF	10	509.14					
102	Kalaburgi	Chittapur	NALAVARA	Hobli	COTTON	RF	10	931.88					
103	Kalaburgi	Chittapur	SHAHABADA	Hobli	COTTON	RF	10	669.27					
104	Kalaburgi	Chittapur	CHITTAPURA	Hobli	Green Gram (Moong Bean/ Moong)	RF	10	631.04					
105	Kalaburgi	Chittapur	NALAVARA	Hobli	Green Gram (Moong Bean/ Moong)	RF	10	1007.50					
106	Kalaburgi	Chittapur	SHAHABADA	Hobli	Green Gram (Moong Bean/ Moong)	RF	10	669.61					
107	Kalaburgi	Chittapur	NALAVARA	Hobli	GROUNDNUT	IRR			State Level	1009	1252.48		
108	Kalaburgi	Chittapur	CHITTAPURA	Hobli	Pearl Millet (Bajra/Bulrush Millet/Spiked Millet)	RF			Taluk Level	4	1287.46		

Government of Karnataka
Directorate of Economics and Statistics
Hobli Level Average Yield data for Kharif season 2019-20

S.N	District	Taluk	Insurance Unit (hobli/ GP)	GP/HO BLI	Crop	IRR- RF	No_GCE_Conducted	Average Yield(Kg/ Ha)	Name_Of_Higher_Level	No_cce Conducted_Higher	Higher average Yield(Kg/Ha)	Neighbouring Yield	Tech. based Yield
109	Kalaburgi	Chittapur	NALAVARA	Hobli	Pearl Millet (Bajra/Bulrush Millet/Spiked Millet)	RF			Taluk Level	4	1287.46		
110	Kalaburgi	Chittapur	SHAHABADA	Hobli	Pearl Millet (Bajra/Bulrush Millet/Spiked Millet)	RF			Taluk Level	4	1287.46		
111	Kalaburgi	Chittapur	NALAVARA	Hobli	Sesame (Gingelly/Til)/Sesamum	RF			Taluk Level	6	885.71		
112	Kalaburgi	Chittapur	SHAHABADA	Hobli	Sesame (Gingelly/Til)/Sesamum	RF			Taluk Level	6	885.71		
113	Kalaburgi	Chittapur	CHITTAPURA	Hobli	SUNFLOWER	RF			Taluk Level	2	1272.25		
114	Kalaburgi	Chittapur	NALAVARA	Hobli	SUNFLOWER	RF			Taluk Level	2	1272.25		
115	Kalaburgi	Chittapur	SHAHABADA	Hobli	SUNFLOWER	RF			Taluk Level	2	1272.25		
116	Kalaburgi	Jevargi	NELOGI	Hobli	COTTON	IRR	10	560.55					
117	Kalaburgi	Jevargi	ANDOLA	Hobli	COTTON	RF	10	855.82					
118	Kalaburgi	Jevargi	JEVARGI	Hobli	COTTON	RF			Taluk Level	26	693.41		
119	Kalaburgi	Jevargi	NELOGI	Hobli	COTTON	RF	10	323.22					
120	Kalaburgi	Jevargi	ANDOLA	Hobli	Green Gram (Moong Bean/ Moong)	RF	10	254.27					
121	Kalaburgi	Jevargi	JEVARGI	Hobli	Green Gram (Moong Bean/ Moong)	RF	10	352.16					
122	Kalaburgi	Jevargi	NELOGI	Hobli	Green Gram (Moong Bean/ Moong)	RF	10	334.92					
123	Kalaburgi	Jevargi	ANDOLA	Hobli	Pearl Millet (Bajra/Bulrush Millet/Spiked Millet)	RF			Taluk Level	13	1741.13		
124	Kalaburgi	Jevargi	JEVARGI	Hobli	Pearl Millet (Bajra/Bulrush Millet/Spiked Millet)	RF			Taluk Level	13	1741.13		
125	Kalaburgi	Jevargi	NELOGI	Hobli	Pearl Millet (Bajra/Bulrush Millet/Spiked Millet)	RF			Taluk Level	13	1741.13		

Government of Karnataka
Directorate of Economics and Statistics
Hobli Level Average Yield data for Kharif season 2019-20

S.N	District	Taluk	Insurance Unit (hobli/ GP)	GP/HO BLI	Crop	IRR RF	No CCE Conducted	Average Yield(Kg/ Ha)	Name Of Higher Level	No cce Conducted Higher	Higher average Yield(Kg/Ha)	Neighbouring Yield	Tech. based Yield
126	Kalaburgi	Jevargi	ANDOLA	Hobli	Sesame (Gingelly/Til)/Sesamum	RF	10	1403.78					
127	Kalaburgi	Jevargi	JEVARGI	Hobli	Sesame (Gingelly/Til)/Sesamum	RF			Taluk Level	18	1222.73		
128	Kalaburgi	Jevargi	NELOGI	Hobli	Sesame (Gingelly/Til)/Sesamum	RF			Taluk Level	18	1222.73		
129	Kalaburgi	Jevargi	JEVARGI	Hobli	Sugarcane	IRR	10	79606.80					
130	Kalaburgi	Jevargi	NELOGI	Hobli	Sugarcane	IRR	10	84714.00					
131	Kalaburgi	Jevargi	JEVARGI	Hobli	SUNFLOWER	IRR			Taluk Level	6	1354.47		
132	Kalaburgi	Jevargi	NELOGI	Hobli	SUNFLOWER	IRR			Taluk Level	6	1354.47		
133	Kalaburgi	Jevargi	ANDOLA	Hobli	SUNFLOWER	RF			Taluk Level	6	1255.21		
134	Kalaburgi	Jevargi	JEVARGI	Hobli	SUNFLOWER	RF			Taluk Level	6	1255.21		
135	Kalaburgi	Jevargi	NELOGI	Hobli	SUNFLOWER	RF			Taluk Level	6	1255.21		
136	Kalaburgi	Kalaburgi	AVARADA B	Hobli	Black Gram (urd bean)	RF	10	376.32					
137	Kalaburgi	Kalaburgi	FARAHATABADA	Hobli	Black Gram (urd bean)	RF	10	550.20					
138	Kalaburgi	Kalaburgi	GULABARGA	Hobli	Black Gram (urd bean)	RF	10	581.43					
139	Kalaburgi	Kalaburgi	PATTANA	Hobli	Black Gram (urd bean)	RF	10	414.57					
140	Kalaburgi	Kalaburgi	FARAHATABADA	Hobli	COTTON	RF	10	549.44					
141	Kalaburgi	Kalaburgi	AVARADA B	Hobli	Green Gram (Moong Bean/ Moong)	RF			Taluk Level	39	655.37		
142	Kalaburgi	Kalaburgi	FARAHATABADA	Hobli	Green Gram (Moong Bean/ Moong)	RF	10	523.19					
143	Kalaburgi	Kalaburgi	GULABARGA	Hobli	Green Gram (Moong Bean/ Moong)	RF	10	513.78					
144	Kalaburgi	Kalaburgi	PATTANA	Hobli	Green Gram (Moong Bean/ Moong)	RF	10	741.36					

Government of Karnataka
Directorate of Economics and Statistics
Hobli Level Average Yield data for Kharif season 2019-20

S.N	District	Taluk	Insurance Unit (hobli/ GP)	GP/HO BLI	Crop	IRR-RF	No_CCE Conducted	Average Yield(Kg/ Ha)	Name Of Higher Level	No_cce Conducted Higher	Higher average Yield(Kg/Ha)	Neighbouring Yield	Tech-based Yield
145	Kalaburgi	Kalaburgi	AVARADA B	Hobli	Pearl Millet (Bajra/Bulrush Millet/Spiked Millet)	RF			Taluk Level	26	1875.77		
146	Kalaburgi	Kalaburgi	FARAHATABADA	Hobli	Pearl Millet (Bajra/Bulrush Millet/Spiked Millet)	RF			Taluk Level	26	1875.77		
147	Kalaburgi	Kalaburgi	GULABARGA	Hobli	Pearl Millet (Bajra/Bulrush Millet/Spiked Millet)	RF			Taluk Level	26	1875.77		
148	Kalaburgi	Kalaburgi	PATTANA	Hobli	Pearl Millet (Bajra/Bulrush Millet/Spiked Millet)	RF			Taluk Level	26	1875.77		
149	Kalaburgi	Kalaburgi	AVARADA B	Hobli	Sesame (Gingelly/Til)/Sesamum	RF	10	967.96					
150	Kalaburgi	Kalaburgi	FARAHATABADA	Hobli	Sesame (Gingelly/Til)/Sesamum	RF			Taluk Level	30	1051.10		
151	Kalaburgi	Kalaburgi	GULABARGA	Hobli	Sesame (Gingelly/Til)/Sesamum	RF			Taluk Level	30	1051.10		
152	Kalaburgi	Kalaburgi	PATTANA	Hobli	Sesame (Gingelly/Til)/Sesamum	RF	10	866.62					
153	Kalaburgi	Kalaburgi	AVARADA B	Hobli	Soybean (bhat)	RF	10	705.00					
154	Kalaburgi	Kalaburgi	GULABARGA	Hobli	Soybean (bhat)	RF			Taluk Level	16	853.57		
155	Kalaburgi	Kalaburgi	AVARADA B	Hobli	SUNFLOWER	RF	10	1145.67					
156	Kalaburgi	Kalaburgi	FARAHATABADA	Hobli	SUNFLOWER	RF			Taluk Level	34	1283.09		
157	Kalaburgi	Kalaburgi	GULABARGA	Hobli	SUNFLOWER	RF			Taluk Level	34	1283.09		
158	Kalaburgi	Kalaburgi	PATTANA	Hobli	SUNFLOWER	RF	10	1954.33					
159	Kalaburgi	Kalaburgi North	KAMALAPURA	Hobli	Black Gram (urd bean)	RF	10	700.78					
160	Kalaburgi	Kalaburgi North	MAHAGANVA	Hobli	Black Gram (urd bean)	RF	10	656.27					
161	Kalaburgi	Kalaburgi North	KAMALAPURA	Hobli	Green Gram (Moong Bean/ Moong)	RF	10	689.19					

Government of Karnataka
Directorate of Economics and Statistics
Hobli Level Average Yield data for Kharif season 2019-20

S.N	District	Taluk	Insurance Unit (hobli/ GP)	GP/HO BLI	Crop	RR RF	No_CCE Conducted	Average Yield(Kg/ Ha)	Name Of Higher Level	No_cce Conducted Higher	Higher average Yield(Kg/Ha)	Neighbouring Yield	Tech. based Yield
162	Kalaburgi	Kalaburgi North	MAHAGANVA	Hobli	Green Gram (Moong Bean/ Moong)	RF	10	631.81					
163	Kalaburgi	Kalaburgi North	KAMALAPURA	Hobli	Pearl Millet (Bajra/Bulrush Millet/Spiked Millet)	RF			Taluk Level	14	1532.56		
164	Kalaburgi	Kalaburgi North	MAHAGANVA	Hobli	Pearl Millet (Bajra/Bulrush Millet/Spiked Millet)	RF			Taluk Level	14	1532.56		
165	Kalaburgi	Kalaburgi North	KAMALAPURA	Hobli	Sesame (Gingelly/Til)/Sesamum	RF	10	413.14					
166	Kalaburgi	Kalaburgi North	MAHAGANVA	Hobli	Sesame (Gingelly/Til)/Sesamum	RF	10	881.53					
167	Kalaburgi	Kalaburgi North	KAMALAPURA	Hobli	Sorghum (Jowar/Great Millet)	RF	10	1019.38					
168	Kalaburgi	Kalaburgi North	MAHAGANVA	Hobli	Sorghum (Jowar/Great Millet)	RF			Taluk Level	10	1019.38		
169	Kalaburgi	Kalaburgi North	KAMALAPURA	Hobli	Soybean (bhat)	RF	10	2191.45					
170	Kalaburgi	Kalaburgi North	MAHAGANVA	Hobli	Soybean (bhat)	RF	10	2080.62					
171	Kalaburgi	Kalaburgi North	KAMALAPURA	Hobli	SUNFLOWER	RF			Taluk Level	10	719.87		
172	Kalaburgi	Kalaburgi North	MAHAGANVA	Hobli	SUNFLOWER	RF			Taluk Level	10	719.87		
173	Kalaburgi	Kalagi	GUNDAGURTI	Hobli	Black Gram (urd bean)	RF	10	650.15					
174	Kalaburgi	Kalagi	KALAGI	Hobli	Black Gram (urd bean)	RF	10	697.57					
175	Kalaburgi	Kalagi	GUNDAGURTI	Hobli	COTTON	RF	10	519.98					
176	Kalaburgi	Kalagi	GUNDAGURTI	Hobli	Green Gram (Moong Bean/ Moong)	RF	10	598.64					
177	Kalaburgi	Kalagi	KALAGI	Hobli	Green Gram (Moong Bean/ Moong)	RF			Taluk Level	17	766.90		
178	Kalaburgi	Kalagi	GUNDAGURTI	Hobli	Pearl Millet (Bajra/Bulrush Millet/Spiked Millet)	RF			Taluk Level	14	1029.97		

Government of Karnataka
Directorate of Economics and Statistics
Hobli Level Average Yield data for Kharif season 2019-20

S.N	District	Taluk	Insurance Unit (hobli/ GP)	GP/HO BLI	Crop	IRR_RF	No_CCE_Conducted	Average Yield(Kg/ Ha)	Name_Of_Higher_Level	No_cce Conducted_Higher	Higher average Yield(Kg/Ha)	Neighbouring Yield	Tech. based Yield
179	Kalaburgi	Kalagi	KALAGI	Hobli	Pearl Millet (Bajra/Bulrush Millet/Spiked Millet)	RF			Taluk Level	14	1029.97		
180	Kalaburgi	Kalagi	GUNDAGURTI	Hobli	Sesame (Gingelly/Til)/Sesamum	RF			Taluk Level	10	1579.37		
181	Kalaburgi	Kalagi	KALAGI	Hobli	Sesame (Gingelly/Til)/Sesamum	RF	10	1579.37					
182	Kalaburgi	Kalagi	GUNDAGURTI	Hobli	Sorghum (Jowar/Great Millet)	RF			District Level	24	1254.58		
183	Kalaburgi	Kalagi	GUNDAGURTI	Hobli	SUNFLOWER	RF			Taluk Level	11	959.66		
184	Kalaburgi	Kalagi	KALAGI	Hobli	SUNFLOWER	RF			Taluk Level	11	959.66		
185	Kalaburgi	Sedam	ADAKI	Hobli	Black Gram (urd bean)	RF	10	744.16					
186	Kalaburgi	Sedam	KODLA	Hobli	Black Gram (urd bean)	RF	10	674.63					
187	Kalaburgi	Sedam	MUDOLA	Hobli	Black Gram (urd bean)	RF	10	745.15					
188	Kalaburgi	Sedam	SEDAM	Hobli	Black Gram (urd bean)	RF	10	726.78					
189	Kalaburgi	Sedam	ADAKI	Hobli	COTTON	RF	10	560.45					
190	Kalaburgi	Sedam	KODLA	Hobli	COTTON	RF	10	605.15					
191	Kalaburgi	Sedam	MUDOLA	Hobli	COTTON	RF	10	754.27					
192	Kalaburgi	Sedam	ADAKI	Hobli	Green Gram (Moong Bean/ Moong)	RF	10	714.35					
193	Kalaburgi	Sedam	KODLA	Hobli	Green Gram (Moong Bean/ Moong)	RF	10	461.91					
194	Kalaburgi	Sedam	MUDOLA	Hobli	Green Gram (Moong Bean/ Moong)	RF	10	702.01					
195	Kalaburgi	Sedam	SEDAM	Hobli	Green Gram (Moong Bean/ Moong)	RF	10	474.67					
196	Kalaburgi	Sedam	KODLA	Hobli	Pearl Millet (Bajra/Bulrush Millet/Spiked Millet)	RF			Taluk Level	4	2130.69		

Government of Karnataka
Directorate of Economics and Statistics
Hobli Level Average Yield data for Kharif season 2019-20

S.N	District	Taluk	Insurance Unit (hobli/ GP)	GP/HO BLI	Crop	IRR- RF	No. CCE Conducted	Average Yield(Kg/ Ha)	Name Of Higher Level	No. cce Conducted Higher	Higher average Yield(Kg/Ha)	Neighbouring Yield	Tech. based Yield
197	Kalaburgi	Sedam	KODLA	Hobli	Sorghum (Jowar/Great Millet)	RF			District Level	24	1254.58		
198	Kalaburgi	Sedam	MUDOLA	Hobli	Sorghum (Jowar/Great Millet)	RF			District Level	24	1254.58		
199	Kalaburgi	Sedam	KODLA	Hobli	SUNFLOWER	IRR			District Level	40	1103.42		
200	Kalaburgi	Sedam	KODLA	Hobli	SUNFLOWER	RF			District Level	128	1102.90		
201	Kalaburgi	Sedam	MUDOLA	Hobli	SUNFLOWER	RF			District Level	128	1102.90		
202	Kalaburgi	Yedrami	YADRAMI	Hobli	COTTON	IRR	10	717.91					
203	Kalaburgi	Yedrami	IJERI	Hobli	COTTON	RF			Taluk Level	16	626.08		
204	Kalaburgi	Yedrami	YADRAMI	Hobli	COTTON	RF	10	637.44					
205	Kalaburgi	Yedrami	IJERI	Hobli	Green Gram (Moong Bean/ Moong)	RF	10	298.44					
206	Kalaburgi	Yedrami	YADRAMI	Hobli	Green Gram (Moong Bean/ Moong)	RF	10	529.21					
207	Kalaburgi	Yedrami	IJERI	Hobli	Pearl Millet (Bajra/Bulrush Millet/Spiked Millet)	RF			Taluk Level	10	2141.39		
208	Kalaburgi	Yedrami	YADRAMI	Hobli	Pearl Millet (Bajra/Bulrush Millet/Spiked Millet)	RF			Taluk Level	10	2141.39		
209	Kalaburgi	Yedrami	IJERI	Hobli	Sesame (Gingelly/Til)/Sesamum	RF			Taluk Level	14	1275.07		
210	Kalaburgi	Yedrami	YADRAMI	Hobli	Sesame (Gingelly/Til)/Sesamum	RF			Taluk Level	14	1275.07		
211	Kalaburgi	Yedrami	YADRAMI	Hobli	Sugarcane	IRR	10	81816.68					
212	Kalaburgi	Yedrami	YADRAMI	Hobli	SUNFLOWER	IRR			Taluk Level	2	1893.07		

Government of Karnataka
Directorate of Economics and Statistics
Hobli Level Average Yield data for Kharif season 2019-20



S.N	District	Taluk	Insurance Unit (hobli/ GP)	GP/HO BLI	Crop	IRR- RF	No_CCE_Conducted	Average Yield(Kg/ Ha)	Name_Of_Higher_Level	No_cce Conducted_Higher	Higher average Yield(Kg/Ha)	Neighbouring Yield	Tech. based Yield
213	Kalaburgi	Yedrami	IJERI	Hobli	SUNFLOWER	RF			Taluk Level	2	837.79		
214	Kalaburgi	Yedrami	YADRAMI	Hobli	SUNFLOWER	RF			Taluk Level	2	837.79		


 Director
 Directorate of Economics and Statistics




Government of Karnataka
Directorate of Economics and Statistics
Hobli Level Average Yield data for Kharif season 2019-20

S.N	District	Taluk	Insurance Unit (hobli/ GP)	GP/HO BLI	Crop	IRR RF	No_CCE_Conducted	Average Yield(Kg/Ha)	Name_Of_Higher_Level	No_cce Conducted_Higher	Higher average Yield(Kg/Ha)	Neighbouring Yield	Tech. based Yield
1	Kodagu	Somawarpet	KODLIPETE	Hobli	Maize (Makka)	RF			Taluk Level	38	5465.51		
2	Kodagu	Somawarpet	KUSHALANAGARA	Hobli	Maize (Makka)	RF	10	5170.30					
3	Kodagu	Somawarpet	SHANIVARASANTE	Hobli	Maize (Makka)	RF	10	5620.65					
4	Kodagu	Somawarpet	SOMAVARAPETE	Hobli	Maize (Makka)	RF	10	5369.99					
5	Kodagu	Somawarpet	KUSHALANAGARA	Hobli	PADDY	IRR	10	5139.67					
6	Kodagu	Somawarpet	SOMAVARAPETE	Hobli	PADDY	IRR	10	4935.43					
7	Kodagu	Virajpet	PONNAMPETE	Hobli	PADDY	IRR	10	3152.01					


 Director
 Directorate of Economics and Statistics




Government of Karnataka
Directorate of Economics and Statistics
Hobli Level Average Yield data for Kharif season 2019-20

S.N	District	Taluk	Insurance Unit (hobli/ GP)	GP/HO BLI	Crop	IRR/RF	No_CCE Conducted	Average Yield(Kg/Ha)	Name_Of_Higher_Level	No_cce Conducted Higher	Higher average Yield(Kg/Ha)	Neighbouring Yield	Tech-based Yield
1	Kolar	Bangarpet	BUDIKOTE	Hobli	Avare/Field bean	RF	10	686.58					
2	Kolar	Bangarpet	KYASAMBALLI	Hobli	Avare/Field bean	RF			Taluk Level	18	601.79		
3	Kolar	Bangarpet	BETAMANGALA	Hobli	GROUNDNUT	RF			Taluk Level	41	1080.80		
4	Kolar	Bangarpet	BUDIKOTE	Hobli	GROUNDNUT	RF			Taluk Level	41	1080.80		
5	Kolar	Bangarpet	KAMASAMUDRA	Hobli	GROUNDNUT	RF			Taluk Level	41	1080.80		
6	Kolar	Bangarpet	KASABA	Hobli	GROUNDNUT	RF			Taluk Level	41	1080.80		
7	Kolar	Bangarpet	KYASAMBALLI	Hobli	GROUNDNUT	RF	10	1226.32					
8	Kolar	Bangarpet	BETAMANGALA	Hobli	PADDY	IRR			Taluk Level	30	5544.77		
9	Kolar	Bangarpet	BUDIKOTE	Hobli	PADDY	IRR			Taluk Level	30	5544.77		
10	Kolar	Bangarpet	KAMASAMUDRA	Hobli	PADDY	IRR			Taluk Level	30	5544.77		
11	Kolar	Bangarpet	KASABA	Hobli	PADDY	IRR			Taluk Level	30	5544.77		
12	Kolar	Bangarpet	KYASAMBALLI	Hobli	PADDY	IRR			Taluk Level	30	5544.77		
13	Kolar	Bangarpet	BETAMANGALA	Hobli	PADDY	RF					1332.00		Y
14	Kolar	Bangarpet	BUDIKOTE	Hobli	PADDY	RF					740.00		Y
15	Kolar	Bangarpet	KAMASAMUDRA	Hobli	PADDY	RF					1559.00		Y
16	Kolar	Bangarpet	KASABA	Hobli	PADDY	RF					1392.00		Y
17	Kolar	Bangarpet	KYASAMBALLI	Hobli	PADDY	RF					1642.00		Y
18	Kolar	Bangarpet	BETAMANGALA	Hobli	Pigeon pea (red gram/arhar/tur)	RF	10	559.58					
19	Kolar	Bangarpet	BUDIKOTE	Hobli	Pigeon pea (red gram/arhar/tur)	RF	10	368.61					

Government of Karnataka
Directorate of Economics and Statistics
Hobli Level Average Yield data for Kharif season 2019-20

S.N	District	Taluk	Insurance Unit (hobli/ GP)	GP/HO BLI	Crop	IRR RF	No CCE Conducted	Average Yield(Kg/ Ha)	Name Of Higher Level	No cce Conducted Higher	Higher average Yield(Kg/Ha)	Neighbouring Yield	Tech. based Yield
20	Kolar	Bangarpet	KAMASAMUDRA	Hobli	Pigeon pea (red gram/arhar/tur)	RF			Taluk Level	46	670.29		
21	Kolar	Bangarpet	KASABA	Hobli	Pigeon pea (red gram/arhar/tur)	RF	10	1034.52					
22	Kolar	Bangarpet	KYASAMBALLI	Hobli	Pigeon pea (red gram/arhar/tur)	RF	10	752.65					
23	Kolar	Bangarpet	BETAMANGALA	Hobli	Tomato	NS	10	24666.00					
24	Kolar	Bangarpet	KAMASAMUDRA	Hobli	Tomato	NS	10	14743.20					
25	Kolar	Bangarpet	KASABA	Hobli	Tomato	NS	10	29190.92					
26	Kolar	Bangarpet	KYASAMBALLI	Hobli	Tomato	NS	10	16498.68					
27	Kolar	K.G.F	RABARTASAN PETE	Hobli	Avare/Field bean	RF	10	615.54					
28	Kolar	K.G.F	RABARTASAN PETE	Hobli	GROUNDNUT	RF					550.00		Y
29	Kolar	K.G.F	RABARTASAN PETE	Hobli	PADDY	IRR					3916.00		Y
30	Kolar	K.G.F	RABARTASAN PETE	Hobli	PADDY	RF					1241.00		Y
31	Kolar	K.G.F	RABARTASAN PETE	Hobli	Pigeon pea (red gram/arhar/tur)	RF	10	375.61					
32	Kolar	Kolar	HUTTURU	Hobli	Avare/Field bean	RF	10	941.93					
33	Kolar	Kolar	NARASAPURA	Hobli	Avare/Field bean	RF			Taluk Level	28	2037.25		
34	Kolar	Kolar	VAKKALERI	Hobli	Avare/Field bean	RF			Taluk Level	28	2037.25		
35	Kolar	Kolar	HOLURU	Hobli	GROUNDNUT	RF					1358.00		Y
36	Kolar	Kolar	HUTTURU	Hobli	GROUNDNUT	RF					834.00		Y
37	Kolar	Kolar	SUGATURU	Hobli	GROUNDNUT	RF					1223.00		Y
38	Kolar	Kolar	VEMAGALLU	Hobli	GROUNDNUT	RF					989.00		Y

Government of Karnataka
Directorate of Economics and Statistics
Hobli Level Average Yield data for Kharif season 2019-20

S.N	District	Taluk	Insurance Unit (hobli/ GP)	GP/HO BLI	Crop	IRR RF	No_CCE Conducted	Average Yield(Kg/Ha)	Name_Of_Higher_Level	No_cce Conducted_Higher	Higher average Yield(Kg/Ha)	Neighbouring Yield	Tech-based Yield
39	Kolar	Kolar	HOLURU	Hobli	PADDY	IRR					4856.00		Y
40	Kolar	Kolar	KASABA	Hobli	PADDY	IRR					4071.00		Y
41	Kolar	Kolar	NARASAPURA	Hobli	PADDY	IRR					4893.00		Y
42	Kolar	Kolar	SUGATURU	Hobli	PADDY	IRR					4065.00		Y
43	Kolar	Kolar	VAKKALERI	Hobli	PADDY	IRR					3737.00		Y
44	Kolar	Kolar	VEMAGALLU	Hobli	PADDY	IRR					3849.00		Y
45	Kolar	Kolar	VEMAGALLU	Hobli	PADDY	RF					1484.00		Y
46	Kolar	Kolar	HOLURU	Hobli	Pigeon pea (red gram/arhar/tur)	RF			Taluk Level	50	618.68		
47	Kolar	Kolar	KASABA	Hobli	Pigeon pea (red gram/arhar/tur)	RF	10	619.75					
48	Kolar	Kolar	NARASAPURA	Hobli	Pigeon pea (red gram/arhar/tur)	RF	10	608.45					
49	Kolar	Kolar	SUGATURU	Hobli	Pigeon pea (red gram/arhar/tur)	RF			Taluk Level	50	618.68		
50	Kolar	Kolar	VAKKALERI	Hobli	Pigeon pea (red gram/arhar/tur)	RF	10	510.90					
51	Kolar	Kolar	VEMAGALLU	Hobli	Pigeon pea (red gram/arhar/tur)	RF			Taluk Level	50	618.68		
52	Kolar	Kolar	HUTTURU	Hobli	RAGI	IRR	10	3121.61					
53	Kolar	Kolar	KASABA	Hobli	RAGI	IRR			Taluk Level	25	3083.61		
54	Kolar	Kolar	VEMAGALLU	Hobli	RAGI	IRR			Taluk Level	25	3083.61		
55	Kolar	Kolar	HOLURU	Hobli	Tomato	NS	10	17166.00					
56	Kolar	Kolar	HUTTURU	Hobli	Tomato	NS	10	25654.40					
57	Kolar	Kolar	KASABA	Hobli	Tomato	NS			Taluk Level	63	20916.51		

Government of Karnataka
Directorate of Economics and Statistics
Hobli Level Average Yield data for Kharif season 2019-20

S.N	District	Taluk	Insurance Unit (hobli/ GP)	GP/HO BLI	Crop	IRR RF	No. CCE Conducted	Average Yield(Kg/ Ha)	Name Of Higher Level	No. cce Conducted Higher	Higher average Yield(Kg/Ha)	Neighbouring Yield	Tech. based Yield
58	Kolar	Kolar	NARASAPURA	Hobli	Tomato	NS	10	24348.00					
59	Kolar	Kolar	SUGATURU	Hobli	Tomato	NS	10	18099.20					
60	Kolar	Kolar	VAKKALERI	Hobli	Tomato	NS	10	22020.40					
61	Kolar	Kolar	VEMAGALLU	Hobli	Tomato	NS			Taluk Level	63	20916.51		
62	Kolar	Mallur	KASABA	Hobli	GROUNDNUT	RF			Taluk Level	17	941.20		
63	Kolar	Mallur	LAKKURU	Hobli	GROUNDNUT	RF			Taluk Level	17	941.20		
64	Kolar	Mallur	MASTI	Hobli	GROUNDNUT	RF			Taluk Level	17	941.20		
65	Kolar	Mallur	TEKAL	Hobli	GROUNDNUT	RF			Taluk Level	17	941.20		
66	Kolar	Mallur	LAKKURU	Hobli	PADDY	RF					1771.00		Y
67	Kolar	Mallur	MASTI	Hobli	PADDY	RF					2171.00		Y
68	Kolar	Mallur	KASABA	Hobli	Pigeon pea (red gram/arhar/tur)	RF	10	764.50					
69	Kolar	Mallur	LAKKURU	Hobli	Pigeon pea (red gram/arhar/tur)	RF	10	588.32					
70	Kolar	Mallur	MASTI	Hobli	Pigeon pea (red gram/arhar/tur)	RF	10	431.85					
71	Kolar	Mallur	KASABA	Hobli	RAGI	IRR	10	2220.52					
72	Kolar	Mallur	KASABA	Hobli	Tomato	NS	10	21964.00					
73	Kolar	Mallur	LAKKURU	Hobli	Tomato	NS	10	21098.00					
74	Kolar	Mallur	MASTI	Hobli	Tomato	NS	10	18188.00					
75	Kolar	Mallur	TEKAL	Hobli	Tomato	NS	10	19736.00					
76	Kolar	Muibagal	AVANI	Hobli	Horse Gram (kulthi/kultha)	RF			Taluk Level	36	700.07		

Government of Karnataka
Directorate of Economics and Statistics
Hobli Level Average Yield data for Kharif season 2019-20

S.N	District	Taluk	Insurance Unit (hobli/ GP)	GP/HO BLI	Crop	IRR RF	No_CCE Conducted	Average Yield(Kg/Ha)	Name_Of Higher_Level	No_cce Conducted Higher	Higher average Yield(Kg/Ha)	Neighbouring Yield	Tech-based Yield
77	Kolar	Mulbagal	BAIRAKURU	Hobli	Horse Gram (kulthi/kultha)	RF	10	768.10					
78	Kolar	Mulbagal	DUGGASANDRA	Hobli	Horse Gram (kulthi/kultha)	RF			Taluk Level	36	700.07		
79	Kolar	Mulbagal	KASABA	Hobli	Horse Gram (kulthi/kultha)	RF			Taluk Level	36	700.07		
80	Kolar	Mulbagal	TAYALURU	Hobli	Horse Gram (kulthi/kultha)	RF			Taluk Level	36	700.07		
81	Kolar	Mulbagal	AVANI	Hobli	PADDY	IRR			Taluk Level	36	3896.66		
82	Kolar	Mulbagal	BAIRAKURU	Hobli	PADDY	IRR	10	4728.93					
83	Kolar	Mulbagal	DUGGASANDRA	Hobli	PADDY	IRR	10	3327.30					
84	Kolar	Mulbagal	KASABA	Hobli	PADDY	IRR			Taluk Level	36	3896.66		
85	Kolar	Mulbagal	TAYALURU	Hobli	PADDY	IRR			Taluk Level	36	3896.66		
86	Kolar	Mulbagal	AVANI	Hobli	PADDY	RF			Taluk Level	16	2348.90		
87	Kolar	Mulbagal	BAIRAKURU	Hobli	PADDY	RF			Taluk Level	16	2348.90		
88	Kolar	Mulbagal	DUGGASANDRA	Hobli	PADDY	RF			Taluk Level	16	2348.90		
89	Kolar	Mulbagal	KASABA	Hobli	PADDY	RF			Taluk Level	16	2348.90		
90	Kolar	Mulbagal	TAYALURU	Hobli	PADDY	RF			Taluk Level	16	2348.90		
91	Kolar	Mulbagal	AVANI	Hobli	Pigeon pea (red gram/arhar/tur)	RF			Taluk Level	48	296.02		
92	Kolar	Mulbagal	BAIRAKURU	Hobli	Pigeon pea (red gram/arhar/tur)	RF	10	258.33					
93	Kolar	Mulbagal	DUGGASANDRA	Hobli	Pigeon pea (red gram/arhar/tur)	RF	10	400.74					
94	Kolar	Mulbagal	KASABA	Hobli	Pigeon pea (red gram/arhar/tur)	RF	10	436.21					
95	Kolar	Mulbagal	TAYALURU	Hobli	Pigeon pea (red gram/arhar/tur)	RF	10	182.87					

Government of Karnataka
Directorate of Economics and Statistics
Hobli Level Average Yield data for Kharif season 2019-20

S-N	District	Taluk	Insurance Unit (hobli/ GP)	GP/HO BLI	Crop	IRR- RF	No_CCE Conducted	Average Yield(Kg/ Ha)	Name Of Higher Level	No_cce Conducted Higher	Higher average Yield(Kg/Ha)	Neighbouring Yield	Tech. based Yield
96	Kolar	Mulbagai	AVANI	Hobli	Tomato	NS	10	10925.20					
97	Kolar	Mulbagal	BAIRAKURU	Hobli	Tomato	NS	10	19906.32					
98	Kolar	Mulbagal	DUGGASANDRA	Hobli	Tomato	NS	10	19409.24					
99	Kolar	Mulbagal	KASABA	Hobli	Tomato	NS	10	14427.60					
100	Kolar	Mulbagal	TAYALURU	Hobli	Tomato	NS	10	15244.00					
101	Kolar	Srinivaspura	KASABA	Hobli	Avare/Field bean	RF	10	714.37					
102	Kolar	Srinivaspura	RAYALPADU	Hobli	Avare/Field bean	RF	10	773.14					
103	Kolar	Srinivaspura	RONURU	Hobli	Avare/Field bean	RF	10	489.03					
104	Kolar	Srinivaspura	NELAVANKI	Hobli	GROUNDNUT	RF	10	844.17					
105	Kolar	Srinivaspura	RAYALPADU	Hobli	GROUNDNUT	RF	10	1420.70					
106	Kolar	Srinivaspura	RONURU	Hobli	GROUNDNUT	RF			Taluk Level	34	1230.75		
107	Kolar	Srinivaspura	YELDURU	Hobli	GROUNDNUT	RF	10	1341.02					
108	Kolar	Srinivaspura	KASABA	Hobli	PADDY	IRR			Taluk Level	28	4467.08		
109	Kolar	Srinivaspura	NELAVANKI	Hobli	PADDY	IRR	10	4487.74					
110	Kolar	Srinivaspura	RAYALPADU	Hobli	PADDY	IRR			Taluk Level	28	4467.08		
111	Kolar	Srinivaspura	RONURU	Hobli	PADDY	IRR			Taluk Level	28	4467.08		
112	Kolar	Srinivaspura	YELDURU	Hobli	PADDY	IRR			Taluk Level	28	4467.08		
113	Kolar	Srinivaspura	RAYALPADU	Hobli	PADDY	RF					1868.00		Y
114	Kolar	Srinivaspura	KASABA	Hobli	Pigeon pea (red gram/arhar/tur)	RF			Taluk Level	40	767.74		

Government of Karnataka
Directorate of Economics and Statistics
Hobli Level Average Yield data for Kharif season 2019-20

S.N	District	Taluk	Insurance Unit (hobli/ GP)	GP/HO BLI	Crop	IRR_RF	No_CCE_Conducted	Average Yield(Kg/Ha)	Name_Of_Higher_Level	No_cce Conducted_Higher	Higher average Yield(Kg/Ha)	Neighbouring Yield	Tech. based Yield
115	Kolar	Srinivaspura	NELAVANKI	Hobli	Pigeon pea (red gram/arhar/tur)	RF	10	408.18					
116	Kolar	Srinivaspura	RAYALPADU	Hobli	Pigeon pea (red gram/arhar/tur)	RF	10	1173.63					
117	Kolar	Srinivaspura	RONURU	Hobli	Pigeon pea (red gram/arhar/tur)	RF			Taluk Level	40	767.74		
118	Kolar	Srinivaspura	YELDURU	Hobli	Pigeon pea (red gram/arhar/tur)	RF	10	867.47					
119	Kolar	Srinivaspura	KASABA	Hobli	RAGI	IRR	10	4252.53					
120	Kolar	Srinivaspura	NELAVANKI	Hobli	RAGI	IRR	10	2257.33					
121	Kolar	Srinivaspura	RAYALPADU	Hobli	RAGI	IRR	10	3847.78					
122	Kolar	Srinivaspura	RONURU	Hobli	RAGI	IRR			Taluk Level	44	3235.97		
123	Kolar	Srinivaspura	YELDURU	Hobli	RAGI	IRR			Taluk Level	44	3235.97		

Director

Directorate of Economics and Statistics



Government of Karnataka
Directorate of Economics and Statistics
Hobli Level Average Yield data for Kharif season 2019-20

S.N	District	Taluk	Insurance Unit (hobli/ GP)	GP/HO BLI	Crop	IRR RF	No_CCE Conducted	Average Yield(Kg/ Ha)	Name_Of Higher_Level	No_cce Conducted Higher	Higher average Yield(Kg/Ha)	Neighbouring Yield	Tech-based Yield
1	Koppal	Gangavathi	NAVALI	Hobli	COTTON	IRR					326.00		Y
2	Koppal	Gangavathi	KANAKAGIRI	Hobli	COTTON	RF					136.00		Y
3	Koppal	Gangavathi	NAVALI	Hobli	COTTON	RF	10	213.04					
4	Koppal	Gangavathi	KANAKAGIRI	Hobli	Cowpea/Alasande	RF					2680.00		Y
5	Koppal	Gangavathi	VENKATAGIRI	Hobli	Cowpea/Alasande	RF					90.00		Y
6	Koppal	Gangavathi	HULIHAIIDARA	Hobli	Green Gram (Moong Bean/ Moong)	RF			Taluk Level	21	478.15		
7	Koppal	Gangavathi	KANAKAGIRI	Hobli	Green Gram (Moong Bean/ Moong)	RF			Taluk Level	21	478.15		
8	Koppal	Gangavathi	NAVALI	Hobli	Green Gram (Moong Bean/ Moong)	RF			Taluk Level	21	478.15		
9	Koppal	Gangavathi	VENKATAGIRI	Hobli	Green Gram (Moong Bean/ Moong)	RF	10	902.99					
10	Koppal	Gangavathi	KANAKAGIRI	Hobli	GROUNDNUT	IRR					1566.00		Y
11	Koppal	Gangavathi	HULIHAIIDARA	Hobli	GROUNDNUT	RF					1038.00		Y
12	Koppal	Gangavathi	KANAKAGIRI	Hobli	GROUNDNUT	RF					1319.00		Y
13	Koppal	Gangavathi	NAVALI	Hobli	GROUNDNUT	RF					637.00		Y
14	Koppal	Gangavathi	VENKATAGIRI	Hobli	GROUNDNUT	RF					554.00		Y
15	Koppal	Gangavathi	HULIHAIIDARA	Hobli	Horse Gram (kulthi/kultha)	RF			Taluk Level	33	571.89		
16	Koppal	Gangavathi	KANAKAGIRI	Hobli	Horse Gram (kulthi/kultha)	RF			Taluk Level	33	571.89		
17	Koppal	Gangavathi	NAVALI	Hobli	Horse Gram (kulthi/kultha)	RF	10	531.88					
18	Koppal	Gangavathi	VENKATAGIRI	Hobli	Horse Gram (kulthi/kultha)	RF			Taluk Level	33	571.89		
19	Koppal	Gangavathi	HULIHAIIDARA	Hobli	Maize (Makka)	IRR	10	1097.33					

Government of Karnataka
Directorate of Economics and Statistics
Hobli Level Average Yield data for Kharif season 2019-20

S.N	District	Taluk	Insurance Unit (hobli/ GP)	GP/HO BLI	Crop	IRR- RF	No. CCE Conducted	Average Yield(Kg/ Ha)	Name Of Higher Level	No. cce Conducted Higher	Higher average Yield(Kg/Ha)	Neighbouring Yield	Tech. based Yield
20	Koppal	Gangavathi	KANAKAGIRI	Hobli	Maize (Makka)	IRR			Taluk Level	32	2457.82		
21	Koppal	Gangavathi	NAVALI	Hobli	Maize (Makka)	IRR			Taluk Level	32	2457.82		
22	Koppal	Gangavathi	SIDDAPURA	Hobli	Maize (Makka)	IRR			Taluk Level	32	2457.82		
23	Koppal	Gangavathi	VENKATAGIRI	Hobli	Maize (Makka)	IRR			Taluk Level	32	2457.82		
24	Koppal	Gangavathi	HULIHAIIDARA	Hobli	Maize (Makka)	RF	10	2055.97					
25	Koppal	Gangavathi	KANAKAGIRI	Hobli	Maize (Makka)	RF	10	2058.65					
26	Koppal	Gangavathi	NAVALI	Hobli	Maize (Makka)	RF			Taluk Level	30	2102.74		
27	Koppal	Gangavathi	SIDDAPURA	Hobli	Maize (Makka)	RF			Taluk Level	30	2102.74		
28	Koppal	Gangavathi	VENKATAGIRI	Hobli	Maize (Makka)	RF	10	2193.60					
29	Koppal	Gangavathi	HULIHAIIDARA	Hobli	Navane	RF			Taluk Level	29	528.05		
30	Koppal	Gangavathi	KANAKAGIRI	Hobli	Navane	RF			Taluk Level	29	528.05		
31	Koppal	Gangavathi	NAVALI	Hobli	Navane	RF	10	354.48					
32	Koppal	Gangavathi	VENKATAGIRI	Hobli	Navane	RF			Taluk Level	29	528.05		
33	Koppal	Gangavathi	HULIHAIIDARA	Hobli	Onion	IRR	10	9846.00					
34	Koppal	Gangavathi	KANAKAGIRI	Hobli	Onion	IRR			Taluk Level	24	12100.00		
35	Koppal	Gangavathi	NAVALI	Hobli	Onion	IRR	10	13262.00					
36	Koppal	Gangavathi	VENKATAGIRI	Hobli	Onion	IRR			Taluk Level	24	12100.00		
37	Koppal	Gangavathi	HULIHAIIDARA	Hobli	Onion	RF					7703.00		Y
38	Koppal	Gangavathi	KANAKAGIRI	Hobli	Onion	RF					7825.00		Y

Government of Karnataka
Directorate of Economics and Statistics
Hobli Level Average Yield data for Kharif season 2019-20

S.N	District	Taluk	Insurance Unit (hobli/ GP)	GP/HO BLI	Crop	IRR- RF	No_CCE Conducted	Average Yield(Kg/ Ha)	Name_Of_Higher_Level	No_cce Conducted Higher	Higher average Yield(Kg/Ha)	Neighbouring Yield	Tech based Yield
39	Koppal	Gangavathi	HULIHAIIDARA	Hobli	Pearl Millet (Bajra/Bulrush Millet/Spiked Millet)	IRR			Taluk Level	26	1243.36		
40	Koppal	Gangavathi	KANAKAGIRI	Hobli	Pearl Millet (Bajra/Bulrush Millet/Spiked Millet)	IRR			Taluk Level	26	1243.36		
41	Koppal	Gangavathi	NAVALI	Hobli	Pearl Millet (Bajra/Bulrush Millet/Spiked Millet)	IRR	10	913.28					
42	Koppal	Gangavathi	HULIHAIIDARA	Hobli	Pearl Millet (Bajra/Bulrush Millet/Spiked Millet)	RF			Taluk Level	31	1015.69		
43	Koppal	Gangavathi	KANAKAGIRI	Hobli	Pearl Millet (Bajra/Bulrush Millet/Spiked Millet)	RF			Taluk Level	31	1015.69		
44	Koppal	Gangavathi	NAVALI	Hobli	Pearl Millet (Bajra/Bulrush Millet/Spiked Millet)	RF	10	611.65					
45	Koppal	Gangavathi	VENKATAGIRI	Hobli	Pearl Millet (Bajra/Bulrush Millet/Spiked Millet)	RF			Taluk Level	31	1015.69		
46	Koppal	Gangavathi	HULIHAIIDARA	Hobli	Pigeon pea (red gram/arhar/tur)	RF	10	340.23					
47	Koppal	Gangavathi	KANAKAGIRI	Hobli	Pigeon pea (red gram/arhar/tur)	RF			Taluk Level	38	473.33		
48	Koppal	Gangavathi	NAVALI	Hobli	Pigeon pea (red gram/arhar/tur)	RF	10	560.21					
49	Koppal	Gangavathi	VENKATAGIRI	Hobli	Pigeon pea (red gram/arhar/tur)	RF	10	689.62					
50	Koppal	Gangavathi	HULIHAIIDARA	Hobli	Sesame (Gingelly/Til)/Sesamum	RF	10	584.43					
51	Koppal	Gangavathi	KANAKAGIRI	Hobli	Sesame (Gingelly/Til)/Sesamum	RF	10	361.90					
52	Koppal	Gangavathi	NAVALI	Hobli	Sesame (Gingelly/Til)/Sesamum	RF			Taluk Level	37	487.50		
53	Koppal	Gangavathi	VENKATAGIRI	Hobli	Sesame (Gingelly/Til)/Sesamum	RF	10	493.44					
54	Koppal	Gangavathi	HULIHAIIDARA	Hobli	Sorghum (Jowar/Great Millet)	IRR					3159.00		Y

Government of Karnataka
Directorate of Economics and Statistics
Hobli Level Average Yield data for Kharif season 2019-20

S.N	District	Taluk	Insurance Unit (hobli/ GP)	GP/HO BLI	Crop	IRR/RF	No. CCE Conducted	Average Yield(Kg/ Ha)	Name Of Higher Level	No. cce Conducted Higher	Higher average Yield(Kg/Ha)	Neighbouring Yield	Tech-based Yield
55	Koppal	Gangavathi	KANAKAGIRI	Hobli	Sorghum (Jowar/Great Millet)	IRR					3225.00		Y
56	Koppal	Gangavathi	NAVALI	Hobli	Sorghum (Jowar/Great Millet)	IRR					2634.00		Y
57	Koppal	Gangavathi	VENKATAGIRI	Hobli	Sorghum (Jowar/Great Millet)	IRR					1365.00		Y
58	Koppal	Gangavathi	HULIHAIIDARA	Hobli	Sorghum (Jowar/Great Millet)	RF					1731.00		Y
59	Koppal	Gangavathi	KANAKAGIRI	Hobli	Sorghum (Jowar/Great Millet)	RF					468.00		Y
60	Koppal	Gangavathi	VENKATAGIRI	Hobli	Sorghum (Jowar/Great Millet)	RF					2528.00		Y
61	Koppal	Gangavathi	HULIHAIIDARA	Hobli	SUNFLOWER	IRR			Taluk Level	22	1186.13		
62	Koppal	Gangavathi	KANAKAGIRI	Hobli	SUNFLOWER	IRR			Taluk Level	22	1186.13		
63	Koppal	Gangavathi	NAVALI	Hobli	SUNFLOWER	IRR			Taluk Level	22	1186.13		
64	Koppal	Gangavathi	VENKATAGIRI	Hobli	SUNFLOWER	IRR			Taluk Level	22	1186.13		
65	Koppal	Gangavathi	HULIHAIIDARA	Hobli	SUNFLOWER	RF	10	672.62					
66	Koppal	Gangavathi	KANAKAGIRI	Hobli	SUNFLOWER	RF			Taluk Level	30	634.23		
67	Koppal	Gangavathi	NAVALI	Hobli	SUNFLOWER	RF			Taluk Level	30	634.23		
68	Koppal	Gangavathi	SIDDAPURA	Hobli	SUNFLOWER	RF			Taluk Level	30	634.23		
69	Koppal	Gangavathi	VENKATAGIRI	Hobli	SUNFLOWER	RF	10	700.18					
70	Koppal	Gangavathi	HULIHAIIDARA	Hobli	Tomato	NS	10	4167.60					
71	Koppal	Gangavathi	KANAKAGIRI	Hobli	Tomato	NS			Taluk Level	28	4234.86		
72	Koppal	Gangavathi	NAVALI	Hobli	Tomato	NS	10	4620.00					
73	Koppal	Karatagi	KARATAGI	Hobli	Maize (Makka)	IRR					2452.00		Y

Government of Karnataka
Directorate of Economics and Statistics
Hobli Level Average Yield data for Kharif season 2019-20

S.N	District	Taluk	Insurance Unit (hobli/ GP)	GP/HO BLI	Crop	IRR- RF	No_CCE_Conducted	Average Yield(Kg/ Ha)	Name_Of_Higher_Level	No_cce Conducted_Higher	Higher average Yield(Kg/Ha)	Neighbouring Yield	Tech. based Yield
74	Koppal	Karatagi	KARATAGI	Hobli	Maize (Makka)	RF					875.00		Y
75	Koppal	Karatagi	KARATAGI	Hobli	Pearl Millet (Bajra/Bulrush Millet/Spiked Millet)	RF					476.00		Y
76	Koppal	Karatagi	KARATAGI	Hobli	Pigeon pea (red gram/arhar/tur)	RF					484.00		Y
77	Koppal	Karatagi	KARATAGI	Hobli	SUNFLOWER	RF					565.00		Y
78	Koppal	Koppal	ALAVANDI	Hobli	COTTON	IRR	10	405.68					
79	Koppal	Koppal	HITNALA	Hobli	COTTON	IRR	10	532.79					
80	Koppal	Koppal	IRAKALLAGADA	Hobli	COTTON	IRR	10	377.98					
81	Koppal	Koppal	KOPPALA	Hobli	COTTON	IRR			Taluk Level	34	452.53		
82	Koppal	Koppal	ALAVANDI	Hobli	Cowpea/Alasande	RF	10	267.00					
83	Koppal	Koppal	IRAKALLAGADA	Hobli	Cowpea/Alasande	RF					114.00		Y
84	Koppal	Koppal	KOPPALA	Hobli	Cowpea/Alasande	RF					623.00		Y
85	Koppal	Koppal	ALAVANDI	Hobli	Green Gram (Moong Bean/ Moong)	RF	10	116.72					
86	Koppal	Koppal	IRAKALLAGADA	Hobli	Green Gram (Moong Bean/ Moong)	RF			Taluk Level	22	244.40		
87	Koppal	Koppal	KOPPALA	Hobli	Green Gram (Moong Bean/ Moong)	RF			Taluk Level	22	244.40		
88	Koppal	Koppal	ALAVANDI	Hobli	GROUNDNUT	IRR			Taluk Level	28	1063.49		
89	Koppal	Koppal	IRAKALLAGADA	Hobli	GROUNDNUT	IRR	10	870.57					
90	Koppal	Koppal	KOPPALA	Hobli	GROUNDNUT	IRR	10	1644.06					
91	Koppal	Koppal	ALAVANDI	Hobli	GROUNDNUT	RF			Taluk Level	26	520.82		

Government of Karnataka
Directorate of Economics and Statistics
Hobli Level Average Yield data for Kharif season 2019-20

S.N	District	Taluk	Insurance Unit (hobli/ GP)	GP/HO BLI	Crop	IRR - RF	No_CCE Conducted	Average Yield(Kg/ Ha)	Name_Of_Higher_Level	No_cce Conducted_Higher	Higher average Yield(Kg/Ha)	Neighbouring Yield	Tech based Yield
92	Koppal	Koppal	HITNALA	Hobli	GROUNDNUT	RF			Taluk Level	26	520.82		
93	Koppal	Koppal	IRAKALLAGADA	Hobli	GROUNDNUT	RF			Taluk Level	26	520.82		
94	Koppal	Koppal	KOPPALA	Hobli	GROUNDNUT	RF	10	527.81					
95	Koppal	Koppal	ALAVANDI	Hobli	Horse Gram (kulthi/kultha)	RF			Taluk Level	29	354.35		
96	Koppal	Koppal	HITNALA	Hobli	Horse Gram (kulthi/kultha)	RF			Taluk Level	29	354.35		
97	Koppal	Koppal	IRAKALLAGADA	Hobli	Horse Gram (kulthi/kultha)	RF	10	260.81					
98	Koppal	Koppal	KOPPALA	Hobli	Horse Gram (kulthi/kultha)	RF	10	346.69					
99	Koppal	Koppal	ALAVANDI	Hobli	Maize (Makka)	IRR	10	2602.87					
100	Koppal	Koppal	HITNALA	Hobli	Maize (Makka)	IRR	10	3991.36					
101	Koppal	Koppal	IRAKALLAGADA	Hobli	Maize (Makka)	IRR	10	2729.77					
102	Koppal	Koppal	KOPPALA	Hobli	Maize (Makka)	IRR			Taluk Level	38	2968.55		
103	Koppal	Koppal	ALAVANDI	Hobli	Navane	RF			Taluk Level	29	404.41		
104	Koppal	Koppal	HITNALA	Hobli	Navane	RF			Taluk Level	29	404.41		
105	Koppal	Koppal	IRAKALLAGADA	Hobli	Navane	RF	10	455.14					
106	Koppal	Koppal	KOPPALA	Hobli	Navane	RF	10	498.37					
107	Koppal	Koppal	ALAVANDI	Hobli	Onion	IRR	10	4250.93					
108	Koppal	Koppal	IRAKALLAGADA	Hobli	Onion	IRR	10	3573.20					
109	Koppal	Koppal	KOPPALA	Hobli	Onion	IRR	10	3693.20					
110	Koppal	Koppal	HITNALA	Hobli	PADDY	IRR			Taluk Level	26	4338.12		

Government of Karnataka
Directorate of Economics and Statistics
Hobli Level Average Yield data for Kharif season 2019-20

S.N	District	Taluk	Insurance Unit (hobli/ GP)	GP/HO BLI	Crop	IRR_Rf	No_CCE_Conducted	Average Yield(Kg/Ha)	Name_Of_Higher_Level	No_cce_Conducted_Higher	Higher average Yield(Kg/Ha)	Neighbouring Yield	Tech. based Yield
111	Koppal	Koppal	IRAKALLAGADA	Hobli	PADDY	IRR			Taluk Level	26	4338.12		
112	Koppal	Koppal	KOPPALA	Hobli	PADDY	IRR	10	3288.83					
113	Koppal	Koppal	IRAKALLAGADA	Hobli	PADDY	RF	10	1536.49					
114	Koppal	Koppal	ALAVANDI	Hobli	Pearl Millet (Bajra/Bulrush Millet/Spiked Millet)	IRR	10	704.50					
115	Koppal	Koppal	HITNALA	Hobli	Pearl Millet (Bajra/Bulrush Millet/Spiked Millet)	IRR			Taluk Level	22	977.67		
116	Koppal	Koppal	IRAKALLAGADA	Hobli	Pearl Millet (Bajra/Bulrush Millet/Spiked Millet)	IRR	10	1161.95					
117	Koppal	Koppal	IRAKALLAGADA	Hobli	Pigeon pea (red gram/arhar/tur)	IRR	10	272.80					
118	Koppal	Koppal	ALAVANDI	Hobli	Pigeon pea (red gram/arhar/tur)	RF			Taluk Level	28	231.38		
119	Koppal	Koppal	HITNALA	Hobli	Pigeon pea (red gram/arhar/tur)	RF			Taluk Level	28	231.38		
120	Koppal	Koppal	IRAKALLAGADA	Hobli	Pigeon pea (red gram/arhar/tur)	RF	10	251.12					
121	Koppal	Koppal	KOPPALA	Hobli	Pigeon pea (red gram/arhar/tur)	RF	10	213.12					
122	Koppal	Koppal	ALAVANDI	Hobli	Sesame (Gingelly/Til)/Sesamum	RF	10	597.91					
123	Koppal	Koppal	HITNALA	Hobli	Sesame (Gingelly/Til)/Sesamum	RF			Taluk Level	34	526.18		
124	Koppal	Koppal	IRAKALLAGADA	Hobli	Sesame (Gingelly/Til)/Sesamum	RF	10	631.25					
125	Koppal	Koppal	KOPPALA	Hobli	Sesame (Gingelly/Til)/Sesamum	RF	10	342.83					
126	Koppal	Koppal	ALAVANDI	Hobli	Sorghum (Jowar/Great Millet)	IRR			Taluk Level	26	2136.05		
127	Koppal	Koppal	IRAKALLAGADA	Hobli	Sorghum (Jowar/Great Millet)	IRR	10	2301.34					

Government of Karnataka
Directorate of Economics and Statistics
Hobli Level Average Yield data for Kharif season 2019-20

S.N	District	Taluk	Insurance Unit (hobli/ GP)	GP/HO BLI	Crop	IRR RF	No_CCE Conducted	Average Yield(Kg/ Ha)	Name Of Higher Level	No_cce Conducted Higher	Higher average Yield(Kg/Ha)	Neighbouring Yield	Tech based Yield
128	Koppal	Koppal	KOPPALA	Hobli	Sorghum (Jowar/Great Millet)	IRR			Taluk Level	26	2136.05		
129	Koppal	Koppal	ALAVANDI	Hobli	Sorghum (Jowar/Great Millet)	RF	10	537.42					
130	Koppal	Koppal	HITNALA	Hobli	Sorghum (Jowar/Great Millet)	RF			Taluk Level	24	1038.82		
131	Koppal	Koppal	IRAKALLAGADA	Hobli	Sorghum (Jowar/Great Millet)	RF			Taluk Level	24	1038.82		
132	Koppal	Koppal	KOPPALA	Hobli	Sorghum (Jowar/Great Millet)	RF			Taluk Level	24	1038.82		
133	Koppal	Koppal	ALAVANDI	Hobli	SUNFLOWER	IRR	10	791.22					
134	Koppal	Koppal	IRAKALLAGADA	Hobli	SUNFLOWER	IRR	10	1107.58					
135	Koppal	Koppal	KOPPALA	Hobli	SUNFLOWER	IRR			Taluk Level	26	977.32		
136	Koppal	Koppal	ALAVANDI	Hobli	SUNFLOWER	RF	10	246.54					
137	Koppal	Koppal	HITNALA	Hobli	SUNFLOWER	RF			Taluk Level	20	484.49		
138	Koppal	Koppal	IRAKALLAGADA	Hobli	SUNFLOWER	RF			Taluk Level	20	484.49		
139	Koppal	Koppal	KOPPALA	Hobli	SUNFLOWER	RF	10	722.44					
140	Koppal	Koppal	ALAVANDI	Hobli	Tomato	NS	10	3148.80					
141	Koppal	Koppal	HITNALA	Hobli	Tomato	NS	10	2859.72					
142	Koppal	Koppal	IRAKALLAGADA	Hobli	Tomato	NS	10	4983.68					
143	Koppal	Kushtagi	HANAMANALA	Hobli	COTTON	IRR			Taluk Level	38	227.42		
144	Koppal	Kushtagi	HANAMASAGARA	Hobli	COTTON	IRR	10	279.69					
145	Koppal	Kushtagi	KUSHTAGI	Hobli	COTTON	IRR	10	148.32					
146	Koppal	Kushtagi	TAVARAGERA	Hobli	COTTON	IRR	10	226.60					

Government of Karnataka
Directorate of Economics and Statistics
Hobli Level Average Yield data for Kharif season 2019-20

S.N	District	Taluk	Insurance Unit (hobli/ GP)	GP/HO BLI	Crop	IRR- RF	No_CCE Conducted	Average Yield(Kg/ Ha)	Name_Of_Higher_Level	No_cce Conducted_Higher	Higher average Yield(Kg/Ha)	Neighbouring Yield	Tech based Yield
147	Koppal	Kushtagi	HANAMASAGARA	Hobli	Cowpea/Alasande	RF					1621.00		Y
148	Koppal	Kushtagi	HANAMANALA	Hobli	Green Gram (Moong Bean/ Moong)	RF	10	309.51					
149	Koppal	Kushtagi	HANAMASAGARA	Hobli	Green Gram (Moong Bean/ Moong)	RF			Taluk Level	39	238.04		
150	Koppal	Kushtagi	KUSHTAGI	Hobli	Green Gram (Moong Bean/ Moong)	RF	10	147.42					
151	Koppal	Kushtagi	TAVARAGERA	Hobli	Green Gram (Moong Bean/ Moong)	RF	10	121.27					
152	Koppal	Kushtagi	HANAMANALA	Hobli	GROUNDNUT	IRR			Taluk Level	33	780.39		
153	Koppal	Kushtagi	HANAMASAGARA	Hobli	GROUNDNUT	IRR	10	680.78					
154	Koppal	Kushtagi	KUSHTAGI	Hobli	GROUNDNUT	IRR			Taluk Level	33	780.39		
155	Koppal	Kushtagi	TAVARAGERA	Hobli	GROUNDNUT	IRR			Taluk Level	33	780.39		
156	Koppal	Kushtagi	HANAMANALA	Hobli	GROUNDNUT	RF	10	482.72					
157	Koppal	Kushtagi	HANAMASAGARA	Hobli	GROUNDNUT	RF	10	446.35					
158	Koppal	Kushtagi	KUSHTAGI	Hobli	GROUNDNUT	RF	10	438.04					
159	Koppal	Kushtagi	TAVARAGERA	Hobli	GROUNDNUT	RF			Taluk Level	32	432.59		
160	Koppal	Kushtagi	HANAMANALA	Hobli	Horse Gram (kulthi/kultha)	RF			Taluk Level	27	539.56		
161	Koppal	Kushtagi	HANAMASAGARA	Hobli	Horse Gram (kulthi/kultha)	RF			Taluk Level	27	539.56		
162	Koppal	Kushtagi	KUSHTAGI	Hobli	Horse Gram (kulthi/kultha)	RF	10	807.83					
163	Koppal	Kushtagi	TAVARAGERA	Hobli	Horse Gram (kulthi/kultha)	RF	10	296.75					
164	Koppal	Kushtagi	HANAMANALA	Hobli	Maize (Makka)	IRR	10	2408.50					
165	Koppal	Kushtagi	HANAMASAGARA	Hobli	Maize (Makka)	IRR	10	3156.98					

Government of Karnataka
Directorate of Economics and Statistics
Hobli Level Average Yield data for Kharif season 2019-20

S.N	District	Taluk	Insurance Unit (hobli/ GP)	GP/HO BLI	Crop	IRR- RF	No_CCE Conducted	Average Yield(Kg/ Ha)	Name Of Higher Level	No_cce Conducted Higher	Higher average Yield(Kg/Ha)	Neighbouring Yield	Tech. based Yield
166	Koppal	Kushtagi	KUSHTAGI	Hobli	Maize (Makka)	IRR			Taluk Level	36	2653.06		
167	Koppal	Kushtagi	TAVARAGERA	Hobli	Maize (Makka)	IRR			Taluk Level	36	2653.06		
168	Koppal	Kushtagi	HANAMANALA	Hobli	Navane	RF			Taluk Level	33	320.22		
169	Koppal	Kushtagi	HANAMASAGARA	Hobli	Navane	RF			Taluk Level	33	320.22		
170	Koppal	Kushtagi	KUSHTAGI	Hobli	Navane	RF	10	345.97					
171	Koppal	Kushtagi	TAVARAGERA	Hobli	Navane	RF	10	316.14					
172	Koppal	Kushtagi	HANAMANALA	Hobli	Onion	IRR	10	6982.40					
173	Koppal	Kushtagi	HANAMASAGARA	Hobli	Onion	IRR	10	8362.93					
174	Koppal	Kushtagi	KUSHTAGI	Hobli	Onion	IRR	10	8826.84					
175	Koppal	Kushtagi	TAVARAGERA	Hobli	Onion	IRR			Taluk Level	37	8203.05		
176	Koppal	Kushtagi	TAVARAGERA	Hobli	Pearl Millet (Bajra/Bulrush Millet/Spiked Millet)	IRR					1039.00		Y
177	Koppal	Kushtagi	TAVARAGERA	Hobli	Pigeon pea (red gram/arhar/tur)	IRR	10	496.23					
178	Koppal	Kushtagi	HANAMANALA	Hobli	Pigeon pea (red gram/arhar/tur)	RF	10	402.04					
179	Koppal	Kushtagi	HANAMASAGARA	Hobli	Pigeon pea (red gram/arhar/tur)	RF	10	299.94					
180	Koppal	Kushtagi	KUSHTAGI	Hobli	Pigeon pea (red gram/arhar/tur)	RF	10	320.80					
181	Koppal	Kushtagi	TAVARAGERA	Hobli	Pigeon pea (red gram/arhar/tur)	RF	10	385.13					
182	Koppal	Kushtagi	HANAMANALA	Hobli	Sesame (Gingelly/Til)/Sesamum	RF			Taluk Level	38	680.82		
183	Koppal	Kushtagi	HANAMASAGARA	Hobli	Sesame (Gingelly/Til)/Sesamum	RF	10	804.45					

Government of Karnataka
Directorate of Economics and Statistics
Hobli Level Average Yield data for Kharif season 2019-20

S.N	District	Taluk	Insurance Unit (hobli/ GP)	GP/HO BLI	Crop	IRR RF	No_CCE Conducted	Average Yield(Kg/ Ha)	Name_Of_Higher_Level	No_cce Conducted_Higher	Higher average Yield(Kg/Ha)	Neighbouring Yield	Tech. based Yield
184	Koppal	Kushtagi	KUSHTAGI	Hobli	Sesame (Gingelly/Til)/Sesamum	RF	10	420.85					
185	Koppal	Kushtagi	TAVARAGERA	Hobli	Sesame (Gingelly/Til)/Sesamum	RF	10	424.64					
186	Koppal	Kushtagi	HANAMANALA	Hobli	Sorghum (Jowar/Great Millet)	IRR	10	2687.30					
187	Koppal	Kushtagi	HANAMASAGARA	Hobli	Sorghum (Jowar/Great Millet)	IRR			Taluk Level	31	3030.99		
188	Koppal	Kushtagi	KUSHTAGI	Hobli	Sorghum (Jowar/Great Millet)	IRR			Taluk Level	31	3030.99		
189	Koppal	Kushtagi	TAVARAGERA	Hobli	Sorghum (Jowar/Great Millet)	IRR			Taluk Level	31	3030.99		
190	Koppal	Kushtagi	HANAMANALA	Hobli	Sorghum (Jowar/Great Millet)	RF	10	1596.38					
191	Koppal	Kushtagi	HANAMASAGARA	Hobli	Sorghum (Jowar/Great Millet)	RF	10	1741.39					
192	Koppal	Kushtagi	KUSHTAGI	Hobli	Sorghum (Jowar/Great Millet)	RF			Taluk Level	28	1553.31		
193	Koppal	Kushtagi	TAVARAGERA	Hobli	Sorghum (Jowar/Great Millet)	RF			Taluk Level	28	1553.31		
194	Koppal	Kushtagi	HANAMANALA	Hobli	SUNFLOWER	IRR	10	1153.30					
195	Koppal	Kushtagi	HANAMASAGARA	Hobli	SUNFLOWER	IRR	10	1026.99					
196	Koppal	Kushtagi	KUSHTAGI	Hobli	SUNFLOWER	IRR			Taluk Level	39	886.12		
197	Koppal	Kushtagi	TAVARAGERA	Hobli	SUNFLOWER	IRR	10	422.14					
198	Koppal	Kushtagi	HANAMANALA	Hobli	SUNFLOWER	RF	10	683.20					
199	Koppal	Kushtagi	HANAMASAGARA	Hobli	SUNFLOWER	RF	10	713.22					
200	Koppal	Kushtagi	KUSHTAGI	Hobli	SUNFLOWER	RF	10	699.43					
201	Koppal	Kushtagi	TAVARAGERA	Hobli	SUNFLOWER	RF	10	336.64					
202	Koppal	Kushtagi	HANAMANALA	Hobli	Tomato	NS	10	3732.60					

Government of Karnataka
Directorate of Economics and Statistics
Hobli Level Average Yield data for Kharif season 2019-20

S.N	District	Taluk	Insurance Unit (hobli/ GP)	GP/HO BLI	Crop	IRR RF	No_CCE Conducted	Average Yield(Kg/Ha)	Name_Of_Higher_Level	No_cce Conducted Higher	Higher average Yield(Kg/Ha)	Neighbouring Yield	Tech based Yield
203	Koppal	Kushtagi	HANAMASAGARA	Hobli	Tomato	NS	10	2815.60					
204	Koppal	Kushtagi	KUSHTAGI	Hobli	Tomato	NS	10	2643.20					
205	Koppal	Yelburga	HIREVANKALAKUNTA	Hobli	COTTON	IRR			Taluk Level	32	262.80		
206	Koppal	Yelburga	KUKANURA	Hobli	COTTON	IRR	10	387.38					
207	Koppal	Yelburga	MANGALURU	Hobli	COTTON	IRR	10	284.96					
208	Koppal	Yelburga	YALABURGA	Hobli	COTTON	IRR			Taluk Level	32	262.80		
209	Koppal	Yelburga	HIREVANKALAKUNTA	Hobli	Cowpea/Alasande	RF					84.00		Y
210	Koppal	Yelburga	KUKANURA	Hobli	Cowpea/Alasande	RF					400.00		Y
211	Koppal	Yelburga	MANGALURU	Hobli	Cowpea/Alasande	RF					117.00		Y
212	Koppal	Yelburga	YALABURGA	Hobli	Cowpea/Alasande	RF					1988.00		Y
213	Koppal	Yelburga	HIREVANKALAKUNTA	Hobli	GROUNDNUT	IRR	10	1057.58					
214	Koppal	Yelburga	KUKANURA	Hobli	GROUNDNUT	IRR			Taluk Level	29	1218.19		
215	Koppal	Yelburga	MANGALURU	Hobli	GROUNDNUT	IRR			Taluk Level	29	1218.19		
216	Koppal	Yelburga	YALABURGA	Hobli	GROUNDNUT	IRR			Taluk Level	29	1218.19		
217	Koppal	Yelburga	HIREVANKALAKUNTA	Hobli	GROUNDNUT	RF			Taluk Level	38	471.04		
218	Koppal	Yelburga	KUKANURA	Hobli	GROUNDNUT	RF	10	477.74					
219	Koppal	Yelburga	MANGALURU	Hobli	GROUNDNUT	RF	10	735.59					
220	Koppal	Yelburga	YALABURGA	Hobli	GROUNDNUT	RF	10	388.11					
221	Koppal	Yelburga	HIREVANKALAKUNTA	Hobli	Horse Gram (kulthi/kultha)	RF	10	695.29					

Government of Karnataka
Directorate of Economics and Statistics
Hobli Level Average Yield data for Kharif season 2019-20

S.N	District	Taluk	Insurance Unit (hobli/ GP)	GP/HO BLI	Crop	IRR- RF	No_CCE_Conducted	Average Yield(Kg/ Ha)	Name_Of_Higher_Level	No_cce Conducted_Higher	Higher average Yield(Kg/Ha)	Neighbouring Yield	Tech. based Yield
222	Koppal	Yelburga	KUKANURA	Hobli	Horse Gram (kulthi/kultha)	RF			Taluk Level	30	442.26		
223	Koppal	Yelburga	MANGALURU	Hobli	Horse Gram (kulthi/kultha)	RF			Taluk Level	30	442.26		
224	Koppal	Yelburga	YALABURGA	Hobli	Horse Gram (kulthi/kultha)	RF			Taluk Level	30	442.26		
225	Koppal	Yelburga	HIREVANKALAKUNTA	Hobli	Maize (Makka)	IRR			Taluk Level	39	3323.52		
226	Koppal	Yelburga	KUKANURA	Hobli	Maize (Makka)	IRR	10	2647.14					
227	Koppal	Yelburga	MANGALURU	Hobli	Maize (Makka)	IRR	10	3763.97					
228	Koppal	Yelburga	YALABURGA	Hobli	Maize (Makka)	IRR	10	2792.18					
229	Koppal	Yelburga	HIREVANKALAKUNTA	Hobli	Navane	RF			Taluk Level	31	290.32		
230	Koppal	Yelburga	KUKANURA	Hobli	Navane	RF			Taluk Level	31	290.32		
231	Koppal	Yelburga	MANGALURU	Hobli	Navane	RF	10	236.50					
232	Koppal	Yelburga	YALABURGA	Hobli	Navane	RF			Taluk Level	31	290.32		
233	Koppal	Yelburga	KUKANURA	Hobli	Onion	RF	10	1627.22					
234	Koppal	Yelburga	MANGALURU	Hobli	Onion	RF			Taluk Level	26	2011.76		
235	Koppal	Yelburga	YALABURGA	Hobli	Onion	RF	10	2222.09					
236	Koppal	Yelburga	MANGALURU	Hobli	PADDY	IRR	10	4353.54					
237	Koppal	Yelburga	YALABURGA	Hobli	PADDY	IRR			Taluk Level	18	4189.32		
238	Koppal	Yelburga	HIREVANKALAKUNTA	Hobli	Pearl Millet (Bajra/Bulrush Millet/Spiked Millet)	IRR	10	1274.45					
239	Koppal	Yelburga	YALABURGA	Hobli	Pearl Millet (Bajra/Bulrush Millet/Spiked Millet)	IRR			Taluk Level	19	1175.30		

Government of Karnataka
Directorate of Economics and Statistics
Hobli Level Average Yield data for Kharif season 2019-20

S.N	District	Taluk	Insurance Unit (hobli/ GP)	GP/HO BLI	Crop	IRR_RF	No_CCE_Conducted	Average Yield(Kg/ Ha)	Name_Of_Higher_Level	No_cce Conducted_Higher	Higher average Yield(Kg/Ha)	Neighbouring Yield	Tech. based Yield
240	Koppal	Yelburga	HIREVANKALAKUNTA	Hobli	Pearl Millet (Bajra/Bulrush Millet/Spiked Millet)	RF	10	1145.12					
241	Koppal	Yelburga	KUKANURA	Hobli	Pearl Millet (Bajra/Bulrush Millet/Spiked Millet)	RF	10	550.94					
242	Koppal	Yelburga	MANGALURU	Hobli	Pearl Millet (Bajra/Bulrush Millet/Spiked Millet)	RF	10	648.23					
243	Koppal	Yelburga	YALABURGA	Hobli	Pearl Millet (Bajra/Bulrush Millet/Spiked Millet)	RF	10	758.81					
244	Koppal	Yelburga	HIREVANKALAKUNTA	Hobli	Pigeon pea (red gram/arhar/tur)	IRR	10	407.01					
245	Koppal	Yelburga	HIREVANKALAKUNTA	Hobli	Pigeon pea (red gram/arhar/tur)	RF			Taluk Level	37	304.80		
246	Koppal	Yelburga	KUKANURA	Hobli	Pigeon pea (red gram/arhar/tur)	RF	10	279.57					
247	Koppal	Yelburga	MANGALURU	Hobli	Pigeon pea (red gram/arhar/tur)	RF	10	174.42					
248	Koppal	Yelburga	YALABURGA	Hobli	Pigeon pea (red gram/arhar/tur)	RF	10	323.27					
249	Koppal	Yelburga	HIREVANKALAKUNTA	Hobli	Sesame (Gingelly/Til)/Sesamum	RF	10	343.15					
250	Koppal	Yelburga	KUKANURA	Hobli	Sesame (Gingelly/Til)/Sesamum	RF	10	1140.31					
251	Koppal	Yelburga	MANGALURU	Hobli	Sesame (Gingelly/Til)/Sesamum	RF			Taluk Level	39	830.01		
252	Koppal	Yelburga	YALABURGA	Hobli	Sesame (Gingelly/Til)/Sesamum	RF	10	801.35					
253	Koppal	Yelburga	HIREVANKALAKUNTA	Hobli	Sorghum (Jowar/Great Millet)	IRR			Taluk Level	33	1973.32		
254	Koppal	Yelburga	KUKANURA	Hobli	Sorghum (Jowar/Great Millet)	IRR	10	1537.14					
255	Koppal	Yelburga	MANGALURU	Hobli	Sorghum (Jowar/Great Millet)	IRR	10	2347.06					
256	Koppal	Yelburga	YALABURGA	Hobli	Sorghum (Jowar/Great Millet)	IRR			Taluk Level	33	1973.32		

Government of Karnataka
Directorate of Economics and Statistics
Hobli Level Average Yield data for Kharif season 2019-20

S.N	District	Taluk	Insurance Unit (hobli/ GP)	GP/HO BLI	Crop	IRR- RF	No_CCE_Conducted	Average Yield(Kg/ Ha)	Name_Of_Higher_Level	No_cce Conducted_Higher	Higher average Yield(Kg/Ha)	Neighbouring Yield	Tech. based Yield
257	Koppal	Yelburga	HIREVANKALAKUNTA	Hobli	Sorghum (Jowar/Great Millet)	RF					215.00		Y
258	Koppal	Yelburga	KUKANURA	Hobli	Sorghum (Jowar/Great Millet)	RF					801.78	Y	
259	Koppal	Yelburga	MANGALURU	Hobli	Sorghum (Jowar/Great Millet)	RF	10	801.78					
260	Koppal	Yelburga	YALABURGA	Hobli	Sorghum (Jowar/Great Millet)	RF					1102.00		Y
261	Koppal	Yelburga	HIREVANKALAKUNTA	Hobli	SUNFLOWER	IRR			Taluk Level	30	818.83		
262	Koppal	Yelburga	KUKANURA	Hobli	SUNFLOWER	IRR	10	751.52					
263	Koppal	Yelburga	MANGALURU	Hobli	SUNFLOWER	IRR	10	647.51					
264	Koppal	Yelburga	YALABURGA	Hobli	SUNFLOWER	IRR			Taluk Level	30	818.83		
265	Koppal	Yelburga	HIREVANKALAKUNTA	Hobli	SUNFLOWER	RF			Taluk Level	37	423.66		
266	Koppal	Yelburga	KUKANURA	Hobli	SUNFLOWER	RF	10	416.75					
267	Koppal	Yelburga	MANGALURU	Hobli	SUNFLOWER	RF	10	249.25					
268	Koppal	Yelburga	YALABURGA	Hobli	SUNFLOWER	RF			Taluk Level	37	423.66		


Director

Directorate of Economics and Statistics



Government of Karnataka
Directorate of Economics and Statistics
Hobli Level Average Yield data for Kharif season 2019-20

S.N	District	Taluk	Insurance Unit (hobli/ GP)	GP/HO BLI	Crop	IRR RF	No_CCE_Conducted	Average Yield(Kg/Ha)	Name_Of_Higher_Level	No_cce_Conducted_Higher	Higher average Yield(Kg/Ha)	Neighbouring Yield	Tech. based Yield
1	Mandya	K.R.Pet	AKKIHEBBAL	Hobli	Cowpea/Alasande	RF	10	106.77					
2	Mandya	K.R.Pet	BUKINAKERE	Hobli	Cowpea/Alasande	RF	10	268.23					
3	Mandya	K.R.Pet	KASABA	Hobli	Cowpea/Alasande	RF	10	100.61					
4	Mandya	K.R.Pet	KIKKERI	Hobli	Cowpea/Alasande	RF	10	118.84					
5	Mandya	K.R.Pet	SANTEBACHAHALLI	Hobli	Cowpea/Alasande	RF	10	123.03					
6	Mandya	K.R.Pet	SHEELANERE	Hobli	Cowpea/Alasande	RF	10	159.31					
7	Mandya	K.R.Pet	AKKIHEBBAL	Hobli	Horse Gram (kulthi/kultha)	RF	10	685.93					
8	Mandya	K.R.Pet	BUKINAKERE	Hobli	Horse Gram (kulthi/kultha)	RF	10	382.72					
9	Mandya	K.R.Pet	KASABA	Hobli	Horse Gram (kulthi/kultha)	RF	10	787.37					
10	Mandya	K.R.Pet	KIKKERI	Hobli	Horse Gram (kulthi/kultha)	RF	10	426.19					
11	Mandya	K.R.Pet	SANTEBACHAHALLI	Hobli	Horse Gram (kulthi/kultha)	RF	10	335.96					
12	Mandya	K.R.Pet	SHEELANERE	Hobli	Horse Gram (kulthi/kultha)	RF	10	297.99					
13	Mandya	K.R.Pet	AKKIHEBBAL	Hobli	RAGI	IRR	10	1554.76					
14	Mandya	K.R.Pet	BUKINAKERE	Hobli	RAGI	IRR	10	1735.51					
15	Mandya	K.R.Pet	KASABA	Hobli	RAGI	IRR	10	1122.94					
16	Mandya	K.R.Pet	KIKKERI	Hobli	RAGI	IRR	10	1119.28					
17	Mandya	K.R.Pet	SANTEBACHAHALLI	Hobli	RAGI	IRR	10	955.56					
18	Mandya	K.R.Pet	SHEELANERE	Hobli	RAGI	IRR	10	1004.39					
19	Mandya	K.R.Pet	AKKIHEBBAL	Hobli	RAGI	RF	10	1355.15					

Government of Karnataka
Directorate of Economics and Statistics
Hobli Level Average Yield data for Kharif season 2019-20

S.N	District	Taluk	Insurance Unit (hobli/ GP)	GP/HO BLI	Crop	IRR RF	No CCE Conducted	Average Yield(Kg/ Ha)	Name Of Higher Level	No cce Conducted Higher	Higher average Yield(Kg/Ha)	Neighbouring Yield	Tech. based Yield
20	Mandya	K.R.Pet	BUKINAKERE	Hobli	RAGI	RF	10	1485.91					
21	Mandya	K.R.Pet	KASABA	Hobli	RAGI	RF	10	874.82					
22	Mandya	K.R.Pet	KIKKERI	Hobli	RAGI	RF	10	765.17					
23	Mandya	K.R.Pet	SANTEBACHAHALLI	Hobli	RAGI	RF	10	860.97					
24	Mandya	K.R.Pet	SHEELANERE	Hobli	RAGI	RF	10	847.83					
25	Mandya	K.R.Pet	AKKIHEBBAL	Hobli	Sesame (Gingelly/Til)/Sesamum	RF	10	1081.16					
26	Mandya	K.R.Pet	BUKINAKERE	Hobli	Sesame (Gingelly/Til)/Sesamum	RF	10	1061.67					
27	Mandya	K.R.Pet	KASABA	Hobli	Sesame (Gingelly/Til)/Sesamum	RF	10	693.33					
28	Mandya	K.R.Pet	KIKKERI	Hobli	Sesame (Gingelly/Til)/Sesamum	RF	10	766.74					
29	Mandya	K.R.Pet	SANTEBACHAHALLI	Hobli	Sesame (Gingelly/Til)/Sesamum	RF	10	686.92					
30	Mandya	K.R.Pet	SHEELANERE	Hobli	Sesame (Gingelly/Til)/Sesamum	RF	10	556.07					
31	Mandya	K.R.Pet	KIKKERI	Hobli	Sugarcane	IRR	10	117786.00					
32	Mandya	K.R.Pet	AKKIHEBBAL	Hobli	Tomato	NS	10	13052.40					
33	Mandya	K.R.Pet	BUKINAKERE	Hobli	Tomato	NS	10	19016.12					
34	Mandya	K.R.Pet	KASABA	Hobli	Tomato	NS			Taluk Level	49	12751.33		
35	Mandya	K.R.Pet	KIKKERI	Hobli	Tomato	NS	10	11297.80					
36	Mandya	K.R.Pet	SHEELANERE	Hobli	Tomato	NS	10	9518.80					
37	Mandya	Maddur	ATAGURU HOBALI	Hobli	GROUNDNUT	RF			Taluk Level	39	1276.40		
38	Mandya	Maddur	CH A KERE - AIAINE VALAYA	Hobli	GROUNDNUT	RF	10	1249.79					

Government of Karnataka
Directorate of Economics and Statistics
Hobli Level Average Yield data for Kharif season 2019-20

S-N	District	Taluk	Insurance Unit (hobli/ GP)	GP/HO BLI	Crop	IRR RF	No_CCE Conducted	Average Yield(Kg/Ha)	Name_Of_Higher_Level	No_cce Conducted Higher	Higher average Yield(Kg/Ha)	Neighbouring Yield	Tech-based Yield
39	Mandya	Maddur	CH A KERE AINE VALAYA	Hobli	GROUNDNUT	RF	10	1249.79					
40	Mandya	Maddur	CH A KERE- AIAIAINE VALAYA	Hobli	GROUNDNUT	RF	10	1249.79					
41	Mandya	Maddur	KASABA-1NE VALAYA	Hobli	GROUNDNUT	RF	10	1382.27					
42	Mandya	Maddur	KASABA-AIAI NE VALAYA	Hobli	GROUNDNUT	RF	10	1382.27					
43	Mandya	Maddur	KOPPA -AIAIAINE VALAYA	Hobli	GROUNDNUT	RF	10	1319.57					
44	Mandya	Maddur	KOPPA HOBALI	Hobli	GROUNDNUT	RF	10	1319.57					
45	Mandya	Maddur	KOPPA-AIAINE VALAYA	Hobli	GROUNDNUT	RF	10	1319.57					
46	Mandya	Maddur	KOPPA-AINE VALAYA	Hobli	GROUNDNUT	RF	10	1319.57					
47	Mandya	Maddur	ATAGURU HOBALI	Hobli	Horse Gram (kulthi/kultha)	RF	10	1038.50					
48	Mandya	Maddur	CH A KERE - AIAINE VALAYA	Hobli	Horse Gram (kulthi/kultha)	RF	10	858.78					
49	Mandya	Maddur	CH A KERE AINE VALAYA	Hobli	Horse Gram (kulthi/kultha)	RF	10	858.78					
50	Mandya	Maddur	CH A KERE- AIAIAINE VALAYA	Hobli	Horse Gram (kulthi/kultha)	RF	10	858.78					
51	Mandya	Maddur	KASABA-1NE VALAYA	Hobli	Horse Gram (kulthi/kultha)	RF	10	914.60					
52	Mandya	Maddur	KASABA-AIAI NE VALAYA	Hobli	Horse Gram (kulthi/kultha)	RF	10	914.60					
53	Mandya	Maddur	KOPPA -AIAIAINE VALAYA	Hobli	Horse Gram (kulthi/kultha)	RF	10	1122.77					
54	Mandya	Maddur	KOPPA HOBALI	Hobli	Horse Gram (kulthi/kultha)	RF	10	1122.77					
55	Mandya	Maddur	KOPPA-AIAINE VALAYA	Hobli	Horse Gram (kulthi/kultha)	RF	10	1122.77					
56	Mandya	Maddur	KOPPA-AINE VALAYA	Hobli	Horse Gram (kulthi/kultha)	RF	10	1122.77					
57	Mandya	Maddur	ATAGURU HOBALI	Hobli	RAGI	IRR	10	1886.95					

Government of Karnataka
Directorate of Economics and Statistics
Hobli Level Average Yield data for Kharif season 2019-20

S.N	District	Taluk	Insurance Unit (hobli/ GP)	GP/HO BLI	Crop	IRR RF	No CCE Conducted	Average Yield(Kg/Ha)	Name Of Higher Level	No cce Conducted Higher	Higher average Yield(Kg/Ha)	Neighbouring Yield	Tech. based Yield
58	Mandya	Maddur	CH A KERE - AIAINE VALAYA	Hobli	RAGI	IRR	10	2077.21					
59	Mandya	Maddur	CH A KERE AINE VALAYA	Hobli	RAGI	IRR	10	2077.21					
60	Mandya	Maddur	CH A KERE- AIAIAINE VALAYA	Hobli	RAGI	IRR	10	2077.21					
61	Mandya	Maddur	KASABA-1NE VALAYA	Hobli	RAGI	IRR	10	2153.47					
62	Mandya	Maddur	KASABA-AIAI NE VALAYA	Hobli	RAGI	IRR	10	2153.47					
63	Mandya	Maddur	KOPPA -AIAIAINE VALAYA	Hobli	RAGI	IRR	10	2225.28					
64	Mandya	Maddur	KOPPA HOBALI	Hobli	RAGI	IRR	10	2225.28					
65	Mandya	Maddur	KOPPA-AIAINE VALAYA	Hobli	RAGI	IRR	10	2225.28					
66	Mandya	Maddur	KOPPA-AINE VALAYA	Hobli	RAGI	IRR	10	2225.28					
67	Mandya	Maddur	ATAGURU HOBALI	Hobli	RAGI	RF			Taluk Level	39	1438.06		
68	Mandya	Maddur	CH A KERE - AIAINE VALAYA	Hobli	RAGI	RF	10	1267.31					
69	Mandya	Maddur	CH A KERE AINE VALAYA	Hobli	RAGI	RF	10	1267.31					
70	Mandya	Maddur	CH A KERE- AIAIAINE VALAYA	Hobli	RAGI	RF	10	1267.31					
71	Mandya	Maddur	KASABA-1NE VALAYA	Hobli	RAGI	RF	10	1254.06					
72	Mandya	Maddur	KASABA-AIAI NE VALAYA	Hobli	RAGI	RF	10	1254.06					
73	Mandya	Maddur	KOPPA -AIAIAINE VALAYA	Hobli	RAGI	RF	10	1556.72					
74	Mandya	Maddur	KOPPA HOBALI	Hobli	RAGI	RF	10	1556.72					
75	Mandya	Maddur	KOPPA-AIAINE VALAYA	Hobli	RAGI	RF	10	1556.72					
76	Mandya	Maddur	KOPPA-AINE VALAYA	Hobli	RAGI	RF	10	1556.72					

Government of Karnataka
Directorate of Economics and Statistics
Hobli Level Average Yield data for Kharif season 2019-20

S:N	District	Taluk	Insurance Unit (hobli/ GP)	GP/HO BLI	Crop	IRR- RF	No_CCE Conducted	Average Yield(Kg/ Ha)	Name_Of_Higher_Level	No_cce Conducted Higher	Higher average Yield(Kg/Ha)	Neighbouring Yield	Tech-based Yield
77	Mandya	Maddur	CH A KERE - AIAINE VALAYA	Hobli	Sesame (Gingelly/Til)/Sesamum	RF	10	323.67					
78	Mandya	Maddur	CH A KERE AINE VALAYA	Hobli	Sesame (Gingelly/Til)/Sesamum	RF	10	323.67					
79	Mandya	Maddur	CH A KERE- AIAIAINE VALAYA	Hobli	Sesame (Gingelly/Til)/Sesamum	RF	10	323.67					
80	Mandya	Maddur	KASABA-1NE VALAYA	Hobli	Sesame (Gingelly/Til)/Sesamum	RF	10	751.52					
81	Mandya	Maddur	KASABA-AIAI NE VALAYA	Hobli	Sesame (Gingelly/Til)/Sesamum	RF	10	751.52					
82	Mandya	Maddur	KOPPA -AIAIAINE VALAYA	Hobli	Sesame (Gingelly/Til)/Sesamum	RF	10	780.87					
83	Mandya	Maddur	KOPPA HOBALI	Hobli	Sesame (Gingelly/Til)/Sesamum	RF	10	780.87					
84	Mandya	Maddur	KOPPA-AIAINE VALAYA	Hobli	Sesame (Gingelly/Til)/Sesamum	RF	10	780.87					
85	Mandya	Maddur	KOPPA-AINE VALAYA	Hobli	Sesame (Gingelly/Til)/Sesamum	RF	10	780.87					
86	Mandya	Maddur	CH A KERE - AIAINE VALAYA	Hobli	Sugarcane	IRR	10	109413.20					
87	Mandya	Maddur	CH A KERE AINE VALAYA	Hobli	Sugarcane	IRR	10	109413.20					
88	Mandya	Maddur	CH A KERE- AIAIAINE VALAYA	Hobli	Sugarcane	IRR	10	109413.20					
89	Mandya	Maddur	KOPPA -AIAIAINE VALAYA	Hobli	Sugarcane	IRR	10	135528.68					
90	Mandya	Maddur	KOPPA HOBALI	Hobli	Sugarcane	IRR	10	135528.68					
91	Mandya	Maddur	KOPPA-AIAINE VALAYA	Hobli	Sugarcane	IRR	10	135528.68					
92	Mandya	Maddur	KOPPA-AINE VALAYA	Hobli	Sugarcane	IRR	10	135528.68					
93	Mandya	Malavalli	B G PURA HOBALI AI	Hobli	Cowpea/Alasande	RF					1874.00		Y
94	Mandya	Malavalli	B G PURA HOBALI AIAI	Hobli	Cowpea/Alasande	RF					259.00		Y
95	Mandya	Malavalli	KASABA - AI	Hobli	Cowpea/Alasande	RF					481.00		Y

Government of Karnataka
Directorate of Economics and Statistics
Hobli Level Average Yield data for Kharif season 2019-20

S.N	District	Taluk	Insurance Unit (hobli/ GP)	GP/HO BLI	Crop	IRR RF	No_CCE Conducted	Average Yield(Kg/ Ha)	Name Of Higher Level	No_cce Conducted Higher	Higher average Yield(Kg/Ha)	Neighbouring Yield	Tech based Yield
96	Mandya	Malavalli	KASABA - AIAI	Hobli	Cowpea/Alasande	RF					452.00		Y
97	Mandya	Malavalli	KASABA- AIAIAI	Hobli	Cowpea/Alasande	RF					542.00		Y
98	Mandya	Malavalli	B G PURA HOBALI AI	Hobli	GROUNDNUT	RF			Taluk Level	39	916.73		
99	Mandya	Malavalli	B G PURA HOBALI AIAI	Hobli	GROUNDNUT	RF			Taluk Level	39	916.73		
100	Mandya	Malavalli	HALAGURU HOBALI	Hobli	GROUNDNUT	RF	10	714.98					
101	Mandya	Malavalli	KASABA - AI	Hobli	GROUNDNUT	RF	10	828.82					
102	Mandya	Malavalli	KASABA - AIAI	Hobli	GROUNDNUT	RF	10	828.82					
103	Mandya	Malavalli	KASABA- AIAIAI	Hobli	GROUNDNUT	RF	10	828.82					
104	Mandya	Malavalli	KIRUGAVALU HOBALI AI	Hobli	GROUNDNUT	RF	10	1303.52					
105	Mandya	Malavalli	KIRUGAVALU HOBALI AIAI	Hobli	GROUNDNUT	RF	10	1303.52					
106	Mandya	Malavalli	KIRUGAVALU HOBALI AIAIAI	Hobli	GROUNDNUT	RF	10	1303.52					
107	Mandya	Malavalli	B G PURA HOBALI AI	Hobli	Horse Gram (kulthi/kultha)	RF	10	769.29					
108	Mandya	Malavalli	B G PURA HOBALI AIAI	Hobli	Horse Gram (kulthi/kultha)	RF	10	769.29					
109	Mandya	Malavalli	HALAGURU HOBALI	Hobli	Horse Gram (kulthi/kultha)	RF	10	1675.34					
110	Mandya	Malavalli	KASABA - AI	Hobli	Horse Gram (kulthi/kultha)	RF	10	617.12					
111	Mandya	Malavalli	KASABA - AIAI	Hobli	Horse Gram (kulthi/kultha)	RF	10	617.12					
112	Mandya	Malavalli	KASABA- AIAIAI	Hobli	Horse Gram (kulthi/kultha)	RF	10	617.12					
113	Mandya	Malavalli	KIRUGAVALU HOBALI AI	Hobli	Horse Gram (kulthi/kultha)	RF	10	1086.38					
114	Mandya	Malavalli	KIRUGAVALU HOBALI AIAI	Hobli	Horse Gram (kulthi/kultha)	RF	10	1086.38					

Government of Karnataka
Directorate of Economics and Statistics
Hobli Level Average Yield data for Kharif season 2019-20

S.N	District	Taluk	Insurance Unit (hobli/ GP)	GP/HO BLI	Crop	IRR- RF	No_CCE Conducted	Average Yield(Kg/ Ha)	Name_Of_Higher_Level	No_cce Conducted Higher	Higher average Yield(Kg/Ha)	Neighbouring Yield	Tech-based Yield
115	Mandya	Malavalli	KIRUGAVALU HOBALI AIAIAI	Hobli	Horse Gram (kulthi/kultha)	RF	10	1086.38					
116	Mandya	Malavalli	B G PURA HOBALI AI	Hobli	Maize (Makka)	IRR	10	3910.45					
117	Mandya	Malavalli	B G PURA HOBALI AIAI	Hobli	Maize (Makka)	IRR	10	3910.45					
118	Mandya	Malavalli	HALAGURU HOBALI	Hobli	Maize (Makka)	IRR	10	3566.52					
119	Mandya	Malavalli	KASABA - AI	Hobli	Maize (Makka)	IRR	10	4241.15					
120	Mandya	Malavalli	KASABA - AIAI	Hobli	Maize (Makka)	IRR	10	4241.15					
121	Mandya	Malavalli	KASABA- AIAIAI	Hobli	Maize (Makka)	IRR	10	4241.15					
122	Mandya	Malavalli	KIRUGAVALU HOBALI AI	Hobli	Maize (Makka)	IRR	10	3766.79					
123	Mandya	Malavalli	KIRUGAVALU HOBALI AIAI	Hobli	Maize (Makka)	IRR	10	3766.79					
124	Mandya	Malavalli	KIRUGAVALU HOBALI AIAIAI	Hobli	Maize (Makka)	IRR	10	3766.79					
125	Mandya	Malavalli	B G PURA HOBALI AI	Hobli	RAGI	IRR	10	1609.63					
126	Mandya	Malavalli	B G PURA HOBALI AIAI	Hobli	RAGI	IRR	10	1609.63					
127	Mandya	Malavalli	HALAGURU HOBALI	Hobli	RAGI	IRR	10	1835.05					
128	Mandya	Malavalli	KASABA - AI	Hobli	RAGI	IRR	10	2876.18					
129	Mandya	Malavalli	KASABA - AIAI	Hobli	RAGI	IRR	10	2876.18					
130	Mandya	Malavalli	KASABA- AIAIAI	Hobli	RAGI	IRR	10	2876.18					
131	Mandya	Malavalli	KIRUGAVALU HOBALI AI	Hobli	RAGI	IRR	10	2078.50					
132	Mandya	Malavalli	KIRUGAVALU HOBALI AIAI	Hobli	RAGI	IRR	10	2078.50					
133	Mandya	Malavalli	KIRUGAVALU HOBALI AIAIAI	Hobli	RAGI	IRR	10	2078.50					

Government of Karnataka
Directorate of Economics and Statistics
Hobli Level Average Yield data for Kharif season 2019-20

S.N	District	Taluk	Insurance Unit (hobli/ GP)	GP/HO BLI	Crop	IRR RF	No_CCE Conducted	Average Yield(Kg/Ha)	Name Of Higher Level	No_cce Conducted Higher	Higher average Yield(Kg/Ha)	Neighbouring Yield	Tech. based Yield
134	Mandya	Malavalli	B G PURA HOBALI AI	Hobli	RAGI	RF	10	1569.87					
135	Mandya	Malavalli	B G PURA HOBALI AIAI	Hobli	RAGI	RF	10	1569.87					
136	Mandya	Malavalli	HALAGURU HOBALI	Hobli	RAGI	RF	10	2163.24					
137	Mandya	Malavalli	KASABA - AI	Hobli	RAGI	RF	10	1994.49					
138	Mandya	Malavalli	KASABA - AIAI	Hobli	RAGI	RF	10	1994.49					
139	Mandya	Malavalli	KASABA- AIAIAI	Hobli	RAGI	RF	10	1994.49					
140	Mandya	Malavalli	KIRUGAVALU HOBALI AI	Hobli	RAGI	RF	10	1422.27					
141	Mandya	Malavalli	KIRUGAVALU HOBALI AIAI	Hobli	RAGI	RF	10	1422.27					
142	Mandya	Malavalli	KIRUGAVALU HOBALI AIAIAI	Hobli	RAGI	RF	10	1422.27					
143	Mandya	Malavalli	B G PURA HOBALI AI	Hobli	Sesame (Gingelly/Til)/Sesamum	RF			Taluk Level	32	667.46		
144	Mandya	Malavalli	B G PURA HOBALI AIAI	Hobli	Sesame (Gingelly/Til)/Sesamum	RF			Taluk Level	32	667.46		
145	Mandya	Malavalli	HALAGURU HOBALI	Hobli	Sesame (Gingelly/Til)/Sesamum	RF	10	669.03					
146	Mandya	Malavalli	KASABA - AI	Hobli	Sesame (Gingelly/Til)/Sesamum	RF			Taluk Level	32	667.46		
147	Mandya	Malavalli	KASABA - AIAI	Hobli	Sesame (Gingelly/Til)/Sesamum	RF			Taluk Level	32	667.46		
148	Mandya	Malavalli	KASABA- AIAIAI	Hobli	Sesame (Gingelly/Til)/Sesamum	RF			Taluk Level	32	667.46		
149	Mandya	Malavalli	KIRUGAVALU HOBALI AI	Hobli	Sesame (Gingelly/Til)/Sesamum	RF			Taluk Level	32	667.46		
150	Mandya	Malavalli	KIRUGAVALU HOBALI AIAI	Hobli	Sesame (Gingelly/Til)/Sesamum	RF			Taluk Level	32	667.46		
151	Mandya	Malavalli	KIRUGAVALU HOBALI AIAIAI	Hobli	Sesame (Gingelly/Til)/Sesamum	RF			Taluk Level	32	667.46		
152	Mandya	Malavalli	B G PURA HOBALI AI	Hobli	Tomato	NS	10	16844.00					

Government of Karnataka
Directorate of Economics and Statistics
Hobli Level Average Yield data for Kharif season 2019-20

S.N	District	Taluk	Insurance Unit (hobli/ GP)	GP/HO BLI	Crop	IRR- RF	No_CCE Conducted	Average Yield(Kg/ Ha)	Name_Of_Higher_Level	No_cce Conducted Higher	Higher average Yield(Kg/Ha)	Neighbouring Yield	Tech-based Yield
153	Mandya	Malavalli	B G PURA HOBALI AIAI	Hobli	Tomato	NS	10	16844.00					
154	Mandya	Malavalli	KASABA - AI	Hobli	Tomato	NS	10	12644.40					
155	Mandya	Malavalli	KASABA - AIAI	Hobli	Tomato	NS	10	12644.40					
156	Mandya	Malavalli	KASABA- AIAIAI	Hobli	Tomato	NS	10	12644.40					
157	Mandya	Malavalli	KIRUGAVALU HOBALI AI	Hobli	Tomato	NS	10	9360.20					
158	Mandya	Malavalli	KIRUGAVALU HOBALI AIAI	Hobli	Tomato	NS	10	9360.20					
159	Mandya	Malavalli	KIRUGAVALU HOBALI AIAIAI	Hobli	Tomato	NS	10	9360.20					
160	Mandya	Mandya	BASARALU - 1	Hobli	Horse Gram (kulthi/kultha)	RF	10	861.67					
161	Mandya	Mandya	BASARALU - 2	Hobli	Horse Gram (kulthi/kultha)	RF	10	861.67					
162	Mandya	Mandya	DUDDA - 1	Hobli	Horse Gram (kulthi/kultha)	RF	10	1081.34					
163	Mandya	Mandya	DUDDA - 2	Hobli	Horse Gram (kulthi/kultha)	RF	10	1081.34					
164	Mandya	Mandya	KERAGODU - 2	Hobli	Horse Gram (kulthi/kultha)	RF	10	874.37					
165	Mandya	Mandya	KERAGODU - 1	Hobli	Horse Gram (kulthi/kultha)	RF	10	874.37					
166	Mandya	Mandya	KOTTATTI - 1	Hobli	Horse Gram (kulthi/kultha)	RF	10	745.26					
167	Mandya	Mandya	KOTTATTI - 2	Hobli	Horse Gram (kulthi/kultha)	RF	10	745.26					
168	Mandya	Mandya	BASARALU - 1	Hobli	RAGI	IRR	10	1657.96					
169	Mandya	Mandya	BASARALU - 2	Hobli	RAGI	IRR	10	1657.96					
170	Mandya	Mandya	DUDDA - 1	Hobli	RAGI	IRR			Taluk Level	46	1895.79		
171	Mandya	Mandya	DUDDA - 2	Hobli	RAGI	IRR			Taluk Level	46	1895.79		

Government of Karnataka
Directorate of Economics and Statistics
Hobli Level Average Yield data for Kharif season 2019-20

S.N	District	Taluk	Insurance Unit (hobli/ GP)	GP/HO BLI	Crop	IRR RF	No_CCE Conducted	Average Yield(Kg/ Ha)	Name Of Higher Level	No_cce Conducted Higher	Higher average Yield(Kg/Ha)	Neighbouring Yield	Tech based Yield
172	Mandya	Mandya	KASABA - 1	Hobli	RAGI	IRR	10	2193.29					
173	Mandya	Mandya	KASABA - 2	Hobli	RAGI	IRR	10	2193.29					
174	Mandya	Mandya	KERAGODU - 2	Hobli	RAGI	IRR			Taluk Level	46	1895.79		
175	Mandya	Mandya	KERAGODU - 1	Hobli	RAGI	IRR			Taluk Level	46	1895.79		
176	Mandya	Mandya	KOTTATTI - 1	Hobli	RAGI	IRR			Taluk Level	46	1895.79		
177	Mandya	Mandya	KOTTATTI - 2	Hobli	RAGI	IRR			Taluk Level	46	1895.79		
178	Mandya	Mandya	BASARALU - 1	Hobli	RAGI	RF	10	1247.29					
179	Mandya	Mandya	BASARALU - 2	Hobli	RAGI	RF	10	1247.29					
180	Mandya	Mandya	DUDDA - 1	Hobli	RAGI	RF			Taluk Level	47	1668.46		
181	Mandya	Mandya	DUDDA - 2	Hobli	RAGI	RF			Taluk Level	47	1668.46		
182	Mandya	Mandya	KASABA - 1	Hobli	RAGI	RF			Taluk Level	47	1668.46		
183	Mandya	Mandya	KASABA - 2	Hobli	RAGI	RF			Taluk Level	47	1668.46		
184	Mandya	Mandya	KERAGODU - 2	Hobli	RAGI	RF	10	2363.72					
185	Mandya	Mandya	KERAGODU - 1	Hobli	RAGI	RF	10	2363.72					
186	Mandya	Mandya	KOTTATTI - 1	Hobli	RAGI	RF	10	1446.87					
187	Mandya	Mandya	KOTTATTI - 2	Hobli	RAGI	RF	10	1446.87					
188	Mandya	Mandya	BASARALU - 1	Hobli	Sesame (Gingelly/Til)/Sesamum	RF	10	713.50					
189	Mandya	Mandya	BASARALU - 2	Hobli	Sesame (Gingelly/Til)/Sesamum	RF	10	713.50					
190	Mandya	Mandya	DUDDA - 1	Hobli	Sesame (Gingelly/Til)/Sesamum	RF			Taluk Level	25	674.58		

Government of Karnataka
Directorate of Economics and Statistics
Hobli Level Average Yield data for Kharif season 2019-20

S.N	District	Taluk	Insurance Unit (hobli/ GP)	GP/HO BLI	Crop	IRR RF	No_CCE Conducted	Average Yield(Kg/ Ha)	Name_Of_Higher_Level	No_cce Conducted Higher	Higher average Yield(Kg/Ha)	Neighbouring Yield	Tech based Yield
191	Mandya	Mandya	DUDDA - 2	Hobli	Sesame (Gingelly/Til)/Sesamum	RF			Taluk Level	25	674.58		
192	Mandya	Mandya	KOTTATTI - 1	Hobli	Sesame (Gingelly/Til)/Sesamum	RF			Taluk Level	25	674.58		
193	Mandya	Mandya	KOTTATTI - 2	Hobli	Sesame (Gingelly/Til)/Sesamum	RF			Taluk Level	25	674.58		
194	Mandya	Mandya	DUDDA - 1	Hobli	Sugarcane	IRR	10	111417.80					
195	Mandya	Mandya	DUDDA - 2	Hobli	Sugarcane	IRR	10	111417.80					
196	Mandya	Mandya	KASABA - 1	Hobli	Sugarcane	IRR	10	122368.80					
197	Mandya	Mandya	KASABA - 2	Hobli	Sugarcane	IRR	10	122368.80					
198	Mandya	Mandya	KERAGODU - 2	Hobli	Sugarcane	IRR	10	105595.96					
199	Mandya	Mandya	KERAGODU - 1	Hobli	Sugarcane	IRR	10	105595.96					
200	Mandya	Mandya	KOTTATTI - 1	Hobli	Sugarcane	IRR	10	109710.00					
201	Mandya	Mandya	KOTTATTI - 2	Hobli	Sugarcane	IRR	10	109710.00					
202	Mandya	Mandya	BASARALU - 1	Hobli	Tomato	NS	10	10591.60					
203	Mandya	Mandya	BASARALU - 2	Hobli	Tomato	NS	10	10591.60					
204	Mandya	Mandya	DUDDA - 1	Hobli	Tomato	NS	10	10577.60					
205	Mandya	Mandya	DUDDA - 2	Hobli	Tomato	NS	10	10577.60					
206	Mandya	Mandya	KASABA - 1	Hobli	Tomato	NS	10	13365.40					
207	Mandya	Mandya	KASABA - 2	Hobli	Tomato	NS	10	13365.40					
208	Mandya	Mandya	KOTTATTI - 1	Hobli	Tomato	NS	10	12465.60					
209	Mandya	Mandya	KOTTATTI - 2	Hobli	Tomato	NS	10	12465.60					

Government of Karnataka
Directorate of Economics and Statistics
Hobli Level Average Yield data for Kharif season 2019-20

S.N	District	Taluk	Insurance Unit (hobli/ GP)	GP/HO BLI	Crop	IRR RF	No_CCE Conducted	Average Yield(Kg/Ha)	Name Of Higher Level	No_cce Conducted Higher	Higher average Yield(Kg/Ha)	Neighbouring Yield	Tech. based Yield
210	Mandya	Nagmangala	BELLURU	Hobli	Avare/Field bean	NS	10	450.34					
211	Mandya	Nagmangala	BINDIGANAVILE	Hobli	Avare/Field bean	NS	10	249.59					
212	Mandya	Nagmangala	DEVALAPURA	Hobli	Avare/Field bean	NS	10	434.29					
213	Mandya	Nagmangala	BINDIGANAVILE	Hobli	Cowpea/Alasande	RF			Taluk Level	37	162.20		
214	Mandya	Nagmangala	DEVALAPURA	Hobli	Cowpea/Alasande	RF	10	289.25					
215	Mandya	Nagmangala	HONAKERE	Hobli	Cowpea/Alasande	RF	10	81.50					
216	Mandya	Nagmangala	KASABA	Hobli	Cowpea/Alasande	RF	10	119.89					
217	Mandya	Nagmangala	BELLURU	Hobli	Horse Gram (kulthi/kultha)	RF			Taluk Level	48	624.38		
218	Mandya	Nagmangala	BINDIGANAVILE	Hobli	Horse Gram (kulthi/kultha)	RF	10	463.48					
219	Mandya	Nagmangala	DEVALAPURA	Hobli	Horse Gram (kulthi/kultha)	RF	10	621.09					
220	Mandya	Nagmangala	HONAKERE	Hobli	Horse Gram (kulthi/kultha)	RF	10	710.64					
221	Mandya	Nagmangala	KASABA	Hobli	Horse Gram (kulthi/kultha)	RF	10	627.83					
222	Mandya	Nagmangala	BELLURU	Hobli	PADDY	IRR			Taluk Level	48	3248.34		
223	Mandya	Nagmangala	BINDIGANAVILE	Hobli	PADDY	IRR	10	2983.88					
224	Mandya	Nagmangala	DEVALAPURA	Hobli	PADDY	IRR	10	3966.21					
225	Mandya	Nagmangala	HONAKERE	Hobli	PADDY	IRR	10	3121.60					
226	Mandya	Nagmangala	KASABA	Hobli	PADDY	IRR	10	2814.64					
227	Mandya	Nagmangala	BINDIGANAVILE	Hobli	PADDY	RF					2812.00		Y
228	Mandya	Nagmangala	DEVALAPURA	Hobli	PADDY	RF					2730.00		Y

Government of Karnataka
Directorate of Economics and Statistics
Hobli Level Average Yield data for Kharif season 2019-20

S.N	District	Taluk	Insurance Unit (hobli/ GP)	GP/HO BLI	Crop	IRR RF	No_CCE Conducted	Average Yield(Kg/Ha)	Name_Of Higher Level	No_cce Conducted Higher	Higher average Yield(Kg/Ha)	Neighbouring Yield	Tech. based Yield
229	Mandya	Nagmangala	HONAKERE	Hobli	PADDY	RF					1492.00		Y
230	Mandya	Nagmangala	DEVALAPURA	Hobli	Pigeon pea (red gram/arhar/tur)	RF	10	433.91					
231	Mandya	Nagmangala	BELLURU	Hobli	RAGI	IRR	10	952.29					
232	Mandya	Nagmangala	BINDIGANAVILE	Hobli	RAGI	IRR	10	1675.49					
233	Mandya	Nagmangala	DEVALAPURA	Hobli	RAGI	IRR	10	1970.84					
234	Mandya	Nagmangala	HONAKERE	Hobli	RAGI	IRR	10	1916.56					
235	Mandya	Nagmangala	KASABA	Hobli	RAGI	IRR	10	1246.21					
236	Mandya	Nagmangala	BELLURU	Hobli	Sesame (Gingelly/Til)/Sesamum	RF	10	688.89					
237	Mandya	Nagmangala	BINDIGANAVILE	Hobli	Sesame (Gingelly/Til)/Sesamum	RF	10	804.15					
238	Mandya	Nagmangala	DEVALAPURA	Hobli	Sesame (Gingelly/Til)/Sesamum	RF	10	671.57					
239	Mandya	Nagmangala	HONAKERE	Hobli	Sesame (Gingelly/Til)/Sesamum	RF	10	586.11					
240	Mandya	Nagmangala	KASABA	Hobli	Sesame (Gingelly/Til)/Sesamum	RF	10	467.91					
241	Mandya	Nagmangala	BELLURU	Hobli	Tomato	NS	10	14033.20					
242	Mandya	Nagmangala	BINDIGANAVILE	Hobli	Tomato	NS	10	14945.20					
243	Mandya	Nagmangala	HONAKERE	Hobli	Tomato	NS	10	12132.80					
244	Mandya	Nagmangala	KASABA	Hobli	Tomato	NS	10	17731.20					
245	Mandya	Pandavapura	MELUKOTE	Hobli	Cabbage	NS	10	45516.00					
246	Mandya	Pandavapura	CHINAKURALI	Hobli	Cowpea/Alasande	RF	10	212.61					
247	Mandya	Pandavapura	CHINAKURALI	Hobli	Horse Gram (kulthi/kultha)	RF	10	706.33					

Government of Karnataka
Directorate of Economics and Statistics
Hobli Level Average Yield data for Kharif season 2019-20

S.N	District	Taluk	Insurance Unit (hobli/ GP)	GP/HO BLI	Crop	IRR RF	No_CCE Conducted	Average Yield(Kg/Ha)	Name_Of_Higher_Level	No_cce Conducted_Higher	Higher average Yield(Kg/Ha)	Neighbouring Yield	Tech. based Yield
248	Mandya	Pandavapura	KASABA1	Hobli	Horse Gram (kulthi/kultha)	RF	10	835.77					
249	Mandya	Pandavapura	KASABA2	Hobli	Horse Gram (kulthi/kultha)	RF	10	835.77					
250	Mandya	Pandavapura	MELUKOTE	Hobli	Horse Gram (kulthi/kultha)	RF	10	842.91					
251	Mandya	Pandavapura	CHINAKURALI	Hobli	Pigeon pea (red gram/arhar/tur)	RF	10	944.67					
252	Mandya	Pandavapura	CHINAKURALI	Hobli	RAGI	IRR	10	2055.62					
253	Mandya	Pandavapura	KASABA1	Hobli	RAGI	IRR	10	2106.72					
254	Mandya	Pandavapura	KASABA2	Hobli	RAGI	IRR	10	2106.72					
255	Mandya	Pandavapura	MELUKOTE	Hobli	RAGI	IRR	10	2708.70					
256	Mandya	Pandavapura	KASABA1	Hobli	Sugarcane	IRR	10	92223.80					
257	Mandya	Pandavapura	KASABA2	Hobli	Sugarcane	IRR	10	92223.80					
258	Mandya	Pandavapura	CHINAKURALI	Hobli	Tomato	NS	10	18547.40					
259	Mandya	Pandavapura	KASABA1	Hobli	Tomato	NS	10	18344.00					
260	Mandya	Pandavapura	KASABA2	Hobli	Tomato	NS	10	18344.00					
261	Mandya	Pandavapura	MELUKOTE	Hobli	Tomato	NS	10	14194.80					
262	Mandya	Srirangapatna	ARAKERE	Hobli	Horse Gram (kulthi/kultha)	RF	10	740.67					
263	Mandya	Srirangapatna	BELAGOLA	Hobli	Horse Gram (kulthi/kultha)	RF	10	369.40					
264	Mandya	Srirangapatna	K SHETTIHALLI-1	Hobli	Horse Gram (kulthi/kultha)	RF	10	767.76					
265	Mandya	Srirangapatna	K SHETTIHALLI-2	Hobli	Horse Gram (kulthi/kultha)	RF	10	767.76					
266	Mandya	Srirangapatna	KASABA	Hobli	Horse Gram (kulthi/kultha)	RF	10	778.76					

Government of Karnataka
Directorate of Economics and Statistics
Hobli Level Average Yield data for Kharif season 2019-20

S.N	District	Taluk	Insurance Unit (hobli/ GP)	GP/HO BLI	Crop	IRR_RF	No_CCE_Conducted	Average Yield(Kg/Ha)	Name_Of_Higher_Level	No_cce_Conducted_Higher	Higher average Yield(Kg/Ha)	Neighbouring Yield	Tech. based Yield
267	Mandya	Srirangapatna	ARAKERE	Hobli	RAGI	RF			Taluk Level	28	1836.79		
268	Mandya	Srirangapatna	BELAGOLA	Hobli	RAGI	RF			Taluk Level	28	1836.79		
269	Mandya	Srirangapatna	K SHETTIHALLI-1	Hobli	RAGI	RF	10	2297.89					
270	Mandya	Srirangapatna	K SHETTIHALLI-2	Hobli	RAGI	RF	10	2297.89					
271	Mandya	Srirangapatna	KASABA	Hobli	RAGI	RF	10	1765.37					
272	Mandya	Srirangapatna	K SHETTIHALLI-1	Hobli	Sugarcane	IRR	10	111818.00					
273	Mandya	Srirangapatna	K SHETTIHALLI-2	Hobli	Sugarcane	IRR	10	111818.00					
274	Mandya	Srirangapatna	ARAKERE	Hobli	Tomato	NS	10	16260.60					
275	Mandya	Srirangapatna	K SHETTIHALLI-1	Hobli	Tomato	NS	10	32644.20					
276	Mandya	Srirangapatna	K SHETTIHALLI-2	Hobli	Tomato	NS	10	32644.20					


Director

Directorate of Economics and Statistics





Government of Karnataka
Directorate of Economics and Statistics
Hobli Level Average Yield data for Kharif season 2019-20

S.N	District	Taluk	Insurance Unit (hobli/ GP)	GP/HO BLI	Crop	IRR RF	No. CCE Conducted	Average Yield(Kg/ Ha)	Name Of Higher Level	No. cce Conducted Higher	Higher average Yield(Kg/Ha)	Neighbouring Yield	Tech. based Yield
1	Mysuru	Heggadadevankote	HAMPAPURA	Hobli	Avare/Field bean	RF	10	589.33					
2	Mysuru	Heggadadevankote	KASABA	Hobli	Avare/Field bean	RF	10	265.35					
3	Mysuru	Heggadadevankote	HAMPAPURA	Hobli	Black Gram (urd bean)	RF	10	425.43					
4	Mysuru	Heggadadevankote	SARAGURU	Hobli	Black Gram (urd bean)	RF			Taluk Level	19	288.84		
5	Mysuru	Heggadadevankote	HAMPAPURA	Hobli	Castor (Rehri, Rendi, Arandi)	RF	10	1251.11					
6	Mysuru	Heggadadevankote	KASABA	Hobli	Castor (Rehri, Rendi, Arandi)	RF	10	755.71					
7	Mysuru	Heggadadevankote	ANTARASANTE	Hobli	COTTON	IRR			State Level	1356	520.06		
8	Mysuru	Heggadadevankote	ANTARASANTE	Hobli	COTTON	RF	10	144.97					
9	Mysuru	Heggadadevankote	HAMPAPURA	Hobli	COTTON	RF	10	359.46					
10	Mysuru	Heggadadevankote	KANDALIKE	Hobli	COTTON	RF	10	138.11					
11	Mysuru	Heggadadevankote	KASABA	Hobli	COTTON	RF	10	212.98					
12	Mysuru	Heggadadevankote	SARAGURU	Hobli	COTTON	RF	10	207.17					
13	Mysuru	Heggadadevankote	ANTARASANTE	Hobli	Cowpea/Alasande	RF	10	216.90					
14	Mysuru	Heggadadevankote	HAMPAPURA	Hobli	Cowpea/Alasande	RF	10	298.42					
15	Mysuru	Heggadadevankote	KANDALIKE	Hobli	Cowpea/Alasande	RF	10	330.16					
16	Mysuru	Heggadadevankote	KASABA	Hobli	Cowpea/Alasande	RF	10	207.85					
17	Mysuru	Heggadadevankote	SARAGURU	Hobli	Cowpea/Alasande	RF	10	313.28					
18	Mysuru	Heggadadevankote	HAMPAPURA	Hobli	Green Gram (Moong Bean/ Moong)	RF	10	394.98					
19	Mysuru	Heggadadevankote	KASABA	Hobli	Green Gram (Moong Bean/ Moong)	RF	10	281.58					

Government of Karnataka
Directorate of Economics and Statistics
Hobli Level Average Yield data for Kharif season 2019-20

S.N	District	Taluk	Insurance Unit (hobli/ GP)	GP/HO BLI	Crop	IRR RF	No CCE Conducted	Average Yield(Kg/ Ha)	Name Of Higher Level	No cce Conducted Higher	Higher average Yield(Kg/Ha)	Neighbouring Yield	Tech. based Yield
20	Mysuru	Heggadadevankote	SARAGURU	Hobli	Green Gram (Moong Bean/ Moong)	RF	10	232.51					
21	Mysuru	Heggadadevankote	ANTARASANTE	Hobli	GROUNDNUT	RF	10	1431.69					
22	Mysuru	Heggadadevankote	KASABA	Hobli	GROUNDNUT	RF			Taluk Level	19	992.01		
23	Mysuru	Heggadadevankote	ANTARASANTE	Hobli	Maize (Makka)	RF	10	3707.69					
24	Mysuru	Heggadadevankote	HAMPAPURA	Hobli	Maize (Makka)	RF	10	2974.51					
25	Mysuru	Heggadadevankote	KANDALIKE	Hobli	Maize (Makka)	RF	10	3409.93					
26	Mysuru	Heggadadevankote	KASABA	Hobli	Maize (Makka)	RF	10	3878.98					
27	Mysuru	Heggadadevankote	SARAGURU	Hobli	Maize (Makka)	RF	10	3778.71					
28	Mysuru	Heggadadevankote	ANTARASANTE	Hobli	Pigeon pea (red gram/arhar/tur)	RF			Taluk Level	46	918.60		
29	Mysuru	Heggadadevankote	HAMPAPURA	Hobli	Pigeon pea (red gram/arhar/tur)	RF	10	1058.20					
30	Mysuru	Heggadadevankote	KANDALIKE	Hobli	Pigeon pea (red gram/arhar/tur)	RF	10	777.62					
31	Mysuru	Heggadadevankote	KASABA	Hobli	Pigeon pea (red gram/arhar/tur)	RF	10	974.63					
32	Mysuru	Heggadadevankote	SARAGURU	Hobli	Pigeon pea (red gram/arhar/tur)	RF	10	732.40					
33	Mysuru	Heggadadevankote	HAMPAPURA	Hobli	Sesame (Gingelly/Til)/Sesamum	RF	10	906.10					
34	Mysuru	Heggadadevankote	KASABA	Hobli	Sesame (Gingelly/Til)/Sesamum	RF	10	1064.28					
35	Mysuru	Heggadadevankote	SARAGURU	Hobli	Sesame (Gingelly/Til)/Sesamum	RF	10	858.89					
36	Mysuru	Heggadadevankote	HAMPAPURA	Hobli	Sorghum (Jowar/Great Millet)	RF			District Level	60	547.05		
37	Mysuru	Heggadadevankote	KANDALIKE	Hobli	Tobacco	RF	10	42.05					
38	Mysuru	Heggadadevankote	HAMPAPURA	Hobli	Tomato	NS	10	8973.40					

Government of Karnataka
Directorate of Economics and Statistics
Hobli Level Average Yield data for Kharif season 2019-20

S.N	District	Taluk	Insurance Unit (hobli/ GP)	GP/HO BLI	Crop	IRR- RF	No. CCE Conducted	Average Yield(Kg/ Ha)	Name Of Higher Level	No. cce Conducted Higher	Higher average Yield(Kg/Ha)	Neighbouring Yield	Tech-based Yield
39	Mysuru	Heggadadevankote	KASABA	Hobli	Tomato	NS	10	15724.00					
40	Mysuru	Heggadadevankote	ANTARASANTE	Hobli	Turmeric	NS	10	10050.00					
41	Mysuru	Heggadadevankote	HAMPAPURA	Hobli	Turmeric	NS	10	6536.00					
42	Mysuru	Heggadadevankote	KANDALIKE	Hobli	Turmeric	NS	10	11388.00					
43	Mysuru	Heggadadevankote	KASABA	Hobli	Turmeric	NS	10	13388.00					
44	Mysuru	Heggadadevankote	SARAGURU	Hobli	Turmeric	NS	10	10331.20					
45	Mysuru	Hunsur	GAVADAGERE	Hobli	Avare/Field bean	RF	10	851.13					
46	Mysuru	Hunsur	BILIKERE	Hobli	Black Gram (urd bean)	RF			Taluk Level	10	173.02		
47	Mysuru	Hunsur	GAVADAGERE	Hobli	Black Gram (urd bean)	RF	10	173.02					
48	Mysuru	Hunsur	BILIKERE	Hobli	COTTON	RF	10	440.16					
49	Mysuru	Hunsur	GAVADAGERE	Hobli	COTTON	RF	10	147.35					
50	Mysuru	Hunsur	KASABA	Hobli	COTTON	RF			Taluk Level	26	475.90		
51	Mysuru	Hunsur	BILIKERE	Hobli	Cowpea/Alasande	RF	10	236.33					
52	Mysuru	Hunsur	GAVADAGERE	Hobli	Cowpea/Alasande	RF	10	459.65					
53	Mysuru	Hunsur	HANAGODU	Hobli	Cowpea/Alasande	RF	10	430.38					
54	Mysuru	Hunsur	KASABA	Hobli	Cowpea/Alasande	RF	10	331.05					
55	Mysuru	Hunsur	BILIKERE	Hobli	Green Gram (Moong Bean/ Moong)	RF			Taluk Level	10	175.12		
56	Mysuru	Hunsur	GAVADAGERE	Hobli	Green Gram (Moong Bean/ Moong)	RF	10	175.12					
57	Mysuru	Hunsur	KASABA	Hobli	Green Gram (Moong Bean/ Moong)	RF			Taluk Level	10	175.12		

Government of Karnataka
Directorate of Economics and Statistics
Hobli Level Average Yield data for Kharif season 2019-20

S.N	District	Taluk	Insurance Unit (hobli/ GP)	GP/HO BLI	Crop	IRR- RF	No. CCE Conducted	Average Yield(Kg/ Ha)	Name Of Higher Level	No. cce Conducted Higher	Higher average Yield(Kg/Ha)	Neighbouring Yield	Tech. based Yield
58	Mysuru	Hunsur	BILIKERE	Hobli	GROUNDNUT	RF	10	1113.95					
59	Mysuru	Hunsur	GAVADAGERE	Hobli	GROUNDNUT	RF	10	695.87					
60	Mysuru	Hunsur	HANAGODU	Hobli	GROUNDNUT	RF			Taluk Level	20	904.91		
61	Mysuru	Hunsur	KASABA	Hobli	GROUNDNUT	RF			Taluk Level	20	904.91		
62	Mysuru	Hunsur	BILIKERE	Hobli	Maize (Makka)	IRR			Taluk Level	28	2845.56		
63	Mysuru	Hunsur	HANAGODU	Hobli	Maize (Makka)	IRR	10	3743.05					
64	Mysuru	Hunsur	KASABA	Hobli	Maize (Makka)	IRR	10	2420.31					
65	Mysuru	Hunsur	BILIKERE	Hobli	PADDY	IRR	10	3486.75					
66	Mysuru	Hunsur	GAVADAGERE	Hobli	PADDY	IRR	10	3999.04					
67	Mysuru	Hunsur	HANAGODU	Hobli	PADDY	IRR	10	4464.96					
68	Mysuru	Hunsur	KASABA	Hobli	PADDY	IRR	10	3782.25					
69	Mysuru	Hunsur	BILIKERE	Hobli	Pigeon pea (red gram/arhar/tur)	RF	10	822.28					
70	Mysuru	Hunsur	KASABA	Hobli	Pigeon pea (red gram/arhar/tur)	RF	10	535.53					
71	Mysuru	Hunsur	BILIKERE	Hobli	RAGI	IRR	10	1774.74					
72	Mysuru	Hunsur	HANAGODU	Hobli	RAGI	IRR	10	1393.32					
73	Mysuru	Hunsur	KASABA	Hobli	RAGI	IRR	10	2749.41					
74	Mysuru	Hunsur	BILIKERE	Hobli	Sesame (Gingelly/Til)/Sesamum	RF	10	859.53					
75	Mysuru	Hunsur	GAVADAGERE	Hobli	Sesame (Gingelly/Til)/Sesamum	RF			Taluk Level	34	891.51		
76	Mysuru	Hunsur	HANAGODU	Hobli	Sesame (Gingelly/Til)/Sesamum	RF			Taluk Level	34	891.51		

Government of Karnataka
Directorate of Economics and Statistics
Hobli Level Average Yield data for Kharif season 2019-20

S.N	District	Taluk	Insurance Unit (hobli/ GP)	GP/HO BLI	Crop	IRR RF	No CCE Conducted	Average Yield(Kg/ Ha)	Name Of Higher Level	No cce Conducted Higher	Higher average Yield(Kg/Ha)	Neighbouring Yield	Tech. based Yield
77	Mysuru	Hunsur	KASABA	Hobli	Sesame (Gingelly/Til)/Sesamum	RF			Taluk Level	34	891.51		
78	Mysuru	Hunsur	HANAGODU	Hobli	Tobacco	IRR	10	898.04					
79	Mysuru	Hunsur	BILIKERE	Hobli	Tobacco	RF	10	1133.27					
80	Mysuru	Hunsur	GAVADAGERE	Hobli	Tobacco	RF	10	1079.74					
81	Mysuru	Hunsur	HANAGODU	Hobli	Tobacco	RF	10	1333.25					
82	Mysuru	Hunsur	KASABA	Hobli	Tobacco	RF	10	955.33					
83	Mysuru	Hunsur	BILIKERE	Hobli	Tomato	NS	10	11251.04					
84	Mysuru	Hunsur	BILIKERE	Hobli	Turmeric	NS	10	21976.00					
85	Mysuru	Hunsur	HANAGODU	Hobli	Turmeric	NS	10	11857.60					
86	Mysuru	Hunsur	KASABA	Hobli	Turmeric	NS	10	16655.80					
87	Mysuru	K.R.Nagar	CHUNCHANAKATTE	Hobli	Black Gram (urd bean)	RF	10	554.54					
88	Mysuru	K.R.Nagar	HEBBALU	Hobli	Black Gram (urd bean)	RF			Taluk Level	48	309.12		
89	Mysuru	K.R.Nagar	HOSAGRAHARA	Hobli	Black Gram (urd bean)	RF			Taluk Level	48	309.12		
90	Mysuru	K.R.Nagar	KASABA	Hobli	Black Gram (urd bean)	RF	10	140.52					
91	Mysuru	K.R.Nagar	MIRLE	Hobli	Black Gram (urd bean)	RF	10	292.86					
92	Mysuru	K.R.Nagar	SALIGRAMA	Hobli	Black Gram (urd bean)	RF	10	172.94					
93	Mysuru	K.R.Nagar	CHUNCHANAKATTE	Hobli	Cowpea/Alasande	RF	10	544.30					
94	Mysuru	K.R.Nagar	HEBBALU	Hobli	Cowpea/Alasande	RF			Taluk Level	58	471.04		
95	Mysuru	K.R.Nagar	HOSAGRAHARA	Hobli	Cowpea/Alasande	RF	10	320.86					

Government of Karnataka
Directorate of Economics and Statistics
Hobli Level Average Yield data for Kharif season 2019-20

S.N	District	Taluk	Insurance Unit (Hobli/ GP)	GP/HO BLI	Crop	IRRF	No_CCE Conducted	Average Yield(Kg/ Ha)	Name_Of_Higher_Level	No_cce Conducted_Higher	Higher average Yield(Kg/Ha)	Neighbouring Yield	Tech based Yield
96	Mysuru	K.R.Nagar	KASABA	Hobli	Cowpea/Alasande	RF	10	673.18					
97	Mysuru	K.R.Nagar	MIRLE	Hobli	Cowpea/Alasande	RF	10	545.34					
98	Mysuru	K.R.Nagar	SALIGRAMA	Hobli	Cowpea/Alasande	RF	10	577.96					
99	Mysuru	K.R.Nagar	CHUNCHANAKATTE	Hobli	Green Gram (Moong Bean/ Moong)	RF	10	658.81					
100	Mysuru	K.R.Nagar	HEBBALU	Hobli	Green Gram (Moong Bean/ Moong)	RF			Taluk Level	50	335.19		
101	Mysuru	K.R.Nagar	HOSAGRAHARA	Hobli	Green Gram (Moong Bean/ Moong)	RF	10	267.15					
102	Mysuru	K.R.Nagar	KASABA	Hobli	Green Gram (Moong Bean/ Moong)	RF	10	435.09					
103	Mysuru	K.R.Nagar	MIRLE	Hobli	Green Gram (Moong Bean/ Moong)	RF	10	299.47					
104	Mysuru	K.R.Nagar	SALIGRAMA	Hobli	Green Gram (Moong Bean/ Moong)	RF	10	15.43					
105	Mysuru	K.R.Nagar	CHUNCHANAKATTE	Hobli	Maize (Makka)	RF	10	5448.74					
106	Mysuru	K.R.Nagar	HEBBALU	Hobli	Maize (Makka)	RF	10	3703.51					
107	Mysuru	K.R.Nagar	HOSAGRAHARA	Hobli	Maize (Makka)	RF	10	3996.16					
108	Mysuru	K.R.Nagar	KASABA	Hobli	Maize (Makka)	RF	10	2957.27					
109	Mysuru	K.R.Nagar	MIRLE	Hobli	Maize (Makka)	RF	10	3798.97					
110	Mysuru	K.R.Nagar	SALIGRAMA	Hobli	Maize (Makka)	RF	10	3574.17					
111	Mysuru	K.R.Nagar	HOSAGRAHARA	Hobli	Pigeon pea (red gram/arhar/tur)	RF	10	502.09					
112	Mysuru	K.R.Nagar	CHUNCHANAKATTE	Hobli	RAGI	RF	10	693.66					
113	Mysuru	K.R.Nagar	HEBBALU	Hobli	RAGI	RF	10	837.99					
114	Mysuru	K.R.Nagar	HOSAGRAHARA	Hobli	RAGI	RF	10	1154.97					

Government of Karnataka
Directorate of Economics and Statistics
Hobli Level Average Yield data for Kharif season 2019-20

S.N	District	Taluk	Insurance Unit (hobli/ GP)	GP/HO BLU	Crop	IRR RF	No_CCE Conducted	Average Yield(Kg/ Ha)	Name Of Higher Level	No_cce Conducted Higher	Higher average Yield(Kg/Ha)	Neighbouring Yield	Tech. based Yield
115	Mysuru	K.R.Nagar	KASABA	Hobli	RAGI	RF	10	943.29					
116	Mysuru	K.R.Nagar	MIRLE	Hobli	RAGI	RF	10	532.36					
117	Mysuru	K.R.Nagar	SALIGRAMA	Hobli	RAGI	RF	10	918.74					
118	Mysuru	K.R.Nagar	CHUNCHANAKATTE	Hobli	Sesame (Gingelly/Til)/Sesamum	RF	10	514.62					
119	Mysuru	K.R.Nagar	HEBBALU	Hobli	Sesame (Gingelly/Til)/Sesamum	RF			Taluk Level	49	600.66		
120	Mysuru	K.R.Nagar	HOSAGRAHARA	Hobli	Sesame (Gingelly/Til)/Sesamum	RF	10	1042.35					
121	Mysuru	K.R.Nagar	KASABA	Hobli	Sesame (Gingelly/Til)/Sesamum	RF	10	655.68					
122	Mysuru	K.R.Nagar	MIRLE	Hobli	Sesame (Gingelly/Til)/Sesamum	RF	10	414.84					
123	Mysuru	K.R.Nagar	SALIGRAMA	Hobli	Sesame (Gingelly/Til)/Sesamum	RF			Taluk Level	49	600.66		
124	Mysuru	K.R.Nagar	CHUNCHANAKATTE	Hobli	Tobacco	IRR	10	1203.98					
125	Mysuru	K.R.Nagar	HEBBALU	Hobli	Tobacco	IRR	10	546.43					
126	Mysuru	K.R.Nagar	HOSAGRAHARA	Hobli	Tobacco	RF	10	742.15					
127	Mysuru	K.R.Nagar	KASABA	Hobli	Tobacco	RF	10	941.23					
128	Mysuru	K.R.Nagar	MIRLE	Hobli	Tobacco	RF	10	382.24					
129	Mysuru	K.R.Nagar	SALIGRAMA	Hobli	Tobacco	RF	10	652.40					
130	Mysuru	K.R.Nagar	HEBBALU	Hobli	Tomato	NS	10	22844.44					
131	Mysuru	Mysuru	JAYAPURA	Hobli	Avare/Field bean	RF	10	756.85					
132	Mysuru	Mysuru	ILAVALA	Hobli	Black Gram (urd bean)	RF	10	126.36					
133	Mysuru	Mysuru	JAYAPURA	Hobli	Black Gram (urd bean)	RF	10	94.92					

Government of Karnataka
Directorate of Economics and Statistics
Hobli Level Average Yield data for Kharif season 2019-20

S.N	District	Taluk	Insurance Unit (hobli/ GP)	GP/HO BLI	Crop	IRR RF	No_CCE Conducted	Average Yield(Kg/ Ha)	Name_Of_Higher_Level	No_cce Conducted_Higher	Higher average Yield(Kg/Ha)	Neighbouring Yield	Tech. based Yield
134	Mysuru	Mysuru	KASABA	Hobli	Black Gram (urd bean)	RF			Taluk Level	37	150.47		
135	Mysuru	Mysuru	VARUNA	Hobli	Black Gram (urd bean)	RF	10	223.35					
136	Mysuru	Mysuru	JAYAPURA	Hobli	Cabbage	NS			Taluk Level	9	58935.38		
137	Mysuru	Mysuru	JAYAPURA	Hobli	COTTON	RF	10	174.40					
138	Mysuru	Mysuru	ILAVALA	Hobli	Cowpea/Alasande	RF	10	251.53					
139	Mysuru	Mysuru	JAYAPURA	Hobli	Cowpea/Alasande	RF	10	201.78					
140	Mysuru	Mysuru	KASABA	Hobli	Cowpea/Alasande	RF	10	37.85					
141	Mysuru	Mysuru	VARUNA	Hobli	Cowpea/Alasande	RF	10	256.39					
142	Mysuru	Mysuru	ILAVALA	Hobli	Green Gram (Moong Bean/ Moong)	RF	10	142.72					
143	Mysuru	Mysuru	JAYAPURA	Hobli	Green Gram (Moong Bean/ Moong)	RF			Taluk Level	36	94.87		
144	Mysuru	Mysuru	KASABA	Hobli	Green Gram (Moong Bean/ Moong)	RF			Taluk Level	36	94.87		
145	Mysuru	Mysuru	VARUNA	Hobli	Green Gram (Moong Bean/ Moong)	RF	10	22.84					
146	Mysuru	Mysuru	VARUNA	Hobli	GROUNDNUT	RF			District Level	98	884.19		
147	Mysuru	Mysuru	ILAVALA	Hobli	Horse Gram (kulthi/kultha)	RF	10	833.00					
148	Mysuru	Mysuru	JAYAPURA	Hobli	Horse Gram (kulthi/kultha)	RF	10	995.47					
149	Mysuru	Mysuru	KASABA	Hobli	Horse Gram (kulthi/kultha)	RF			Taluk Level	30	797.70		
150	Mysuru	Mysuru	VARUNA	Hobli	Horse Gram (kulthi/kultha)	RF	10	564.65					
151	Mysuru	Mysuru	ILAVALA	Hobli	Maize (Makka)	RF	10	3341.31					
152	Mysuru	Mysuru	JAYAPURA	Hobli	Maize (Makka)	RF	10	1121.71					

Government of Karnataka
Directorate of Economics and Statistics
Hobli Level Average Yield data for Kharif season 2019-20

S.N	District	Taluk	Insurance Unit (hobli/ GP)	GP/HO BLI	Crop	IRR RF	No_CCE Conducted	Average Yield(Kg/Ha)	Name_Of Higher_Level	No_cce Conducted_Higher	Higher average Yield(Kg/Ha)	Neighbouring Yield	Tech. based Yield
153	Mysuru	Mysuru	KASABA	Hobli	Maize (Makka)	RF			Taluk Level	20	2231.51		
154	Mysuru	Mysuru	VARUNA	Hobli	Maize (Makka)	RF			Taluk Level	20	2231.51		
155	Mysuru	Mysuru	ILAVALA	Hobli	Pigeon pea (red gram/arhar/tur)	RF	10	558.62					
156	Mysuru	Mysuru	JAYAPURA	Hobli	Pigeon pea (red gram/arhar/tur)	RF	10	583.04					
157	Mysuru	Mysuru	VARUNA	Hobli	Pigeon pea (red gram/arhar/tur)	RF	10	412.88					
158	Mysuru	Mysuru	JAYAPURA	Hobli	RAGI	IRR			Taluk Level	17	1662.04		
159	Mysuru	Mysuru	VARUNA	Hobli	RAGI	IRR	10	1446.01					
160	Mysuru	Mysuru	ILAVALA	Hobli	RAGI	RF	10	1075.69					
161	Mysuru	Mysuru	JAYAPURA	Hobli	RAGI	RF	10	1373.52					
162	Mysuru	Mysuru	KASABA	Hobli	RAGI	RF	10	2044.90					
163	Mysuru	Mysuru	VARUNA	Hobli	RAGI	RF	10	997.88					
164	Mysuru	Mysuru	ILAVALA	Hobli	Sesame (Gingelly/Til)/Sesamum	RF	10	849.57					
165	Mysuru	Mysuru	JAYAPURA	Hobli	Sesame (Gingelly/Til)/Sesamum	RF			Taluk Level	25	776.51		
166	Mysuru	Mysuru	KASABA	Hobli	Sesame (Gingelly/Til)/Sesamum	RF			Taluk Level	25	776.51		
167	Mysuru	Mysuru	VARUNA	Hobli	Sesame (Gingelly/Til)/Sesamum	RF			Taluk Level	25	776.51		
168	Mysuru	Mysuru	ILAVALA	Hobli	Sorghum (Jowar/Great Millet)	RF	10	567.00					
169	Mysuru	Mysuru	JAYAPURA	Hobli	Sorghum (Jowar/Great Millet)	RF	10	556.53					
170	Mysuru	Mysuru	VARUNA	Hobli	Sorghum (Jowar/Great Millet)	RF			Taluk Level	20	561.76		
171	Mysuru	Mysuru	VARUNA	Hobli	Sugarcane	IRR	10	134551.60					

Government of Karnataka
Directorate of Economics and Statistics
Hobli Level Average Yield data for Kharif season 2019-20

S.N	District	Taluk	Insurance Unit (hobli/ GP)	GP/HO BLI	Crop	IRR RF	No_CCE Conducted	Average Yield(Kg/Ha)	Name_Of_Higher_Level	No_cce Conducted_Higher	Higher average Yield(Kg/Ha)	Neighbouring Yield	Tech. based Yield
172	Mysuru	Mysuru	ILAVALA	Hobli	Tomato	NS			Taluk Level	29	18360.25		
173	Mysuru	Mysuru	JAYAPURA	Hobli	Tomato	NS	10	9692.32					
174	Mysuru	Mysuru	VARUNA	Hobli	Tomato	NS	10	26654.40					
175	Mysuru	Nanjangud	BILIGERE	Hobli	Black Gram (urd bean)	RF	10	247.06					
176	Mysuru	Nanjangud	CHIKKAYANACHATRA	Hobli	Black Gram (urd bean)	RF	10	170.95					
177	Mysuru	Nanjangud	DODDAKOWLANDE	Hobli	Black Gram (urd bean)	RF			Taluk Level	42	185.48		
178	Mysuru	Nanjangud	HULLAHALLI	Hobli	Black Gram (urd bean)	RF	10	111.90					
179	Mysuru	Nanjangud	KASABA	Hobli	Black Gram (urd bean)	RF	10	191.74					
180	Mysuru	Nanjangud	BILIGERE	Hobli	COTTON	RF	10	103.22					
181	Mysuru	Nanjangud	CHIKKAYANACHATRA	Hobli	COTTON	RF	10	135.18					
182	Mysuru	Nanjangud	DODDAKOWLANDE	Hobli	COTTON	RF	10	91.41					
183	Mysuru	Nanjangud	HULLAHALLI	Hobli	COTTON	RF	10	119.95					
184	Mysuru	Nanjangud	KASABA	Hobli	COTTON	RF	10	117.66					
185	Mysuru	Nanjangud	BILIGERE	Hobli	Cowpea/Alasande	RF	10	169.94					
186	Mysuru	Nanjangud	CHIKKAYANACHATRA	Hobli	Cowpea/Alasande	RF	10	142.88					
187	Mysuru	Nanjangud	DODDAKOWLANDE	Hobli	Cowpea/Alasande	RF	10	140.50					
188	Mysuru	Nanjangud	HULLAHALLI	Hobli	Cowpea/Alasande	RF	10	141.08					
189	Mysuru	Nanjangud	KASABA	Hobli	Cowpea/Alasande	RF	10	131.33					
190	Mysuru	Nanjangud	BILIGERE	Hobli	GROUNDNUT	RF	10	726.36					

Government of Karnataka
Directorate of Economics and Statistics
Hobli Level Average Yield data for Kharif season 2019-20

S.N	District	Taluk	Insurance Unit (hobli/ GP)	GP/HO BLI	Crop	IRR-RF	No_CCE_Conducted	Average Yield(Kg/Ha)	Name_Of_Higher_Level	No_cce_Conducted_Higher	Higher average Yield(Kg/Ha)	Neighbouring Yield	Tech-based Yield
191	Mysuru	Nanjangud	DODDAKOWLANDE	Hobli	GROUNDNUT	RF			Taluk Level	29	597.18		
192	Mysuru	Nanjangud	HULLAHALLI	Hobli	GROUNDNUT	RF			Taluk Level	29	597.18		
193	Mysuru	Nanjangud	KASABA	Hobli	GROUNDNUT	RF			Taluk Level	29	597.18		
194	Mysuru	Nanjangud	BILIGERE	Hobli	Horse Gram (kulthi/kultha)	RF			Taluk Level	12	504.56		
195	Mysuru	Nanjangud	CHIKKAYANACHATRA	Hobli	Horse Gram (kulthi/kultha)	RF			Taluk Level	12	504.56		
196	Mysuru	Nanjangud	DODDAKOWLANDE	Hobli	Horse Gram (kulthi/kultha)	RF	10	518.19					
197	Mysuru	Nanjangud	HULLAHALLI	Hobli	Horse Gram (kulthi/kultha)	RF			Taluk Level	12	504.56		
198	Mysuru	Nanjangud	KASABA	Hobli	Horse Gram (kulthi/kultha)	RF			Taluk Level	12	504.56		
199	Mysuru	Nanjangud	DODDAKOWLANDE	Hobli	Maize (Makka)	IRR			Taluk Level	8	1133.67		
200	Mysuru	Nanjangud	HULLAHALLI	Hobli	Maize (Makka)	IRR			Taluk Level	8	1133.67		
201	Mysuru	Nanjangud	BILIGERE	Hobli	Maize (Makka)	RF	10	2071.30					
202	Mysuru	Nanjangud	DODDAKOWLANDE	Hobli	Maize (Makka)	RF	10	1054.24					
203	Mysuru	Nanjangud	HULLAHALLI	Hobli	Maize (Makka)	RF			Taluk Level	30	1745.78		
204	Mysuru	Nanjangud	KASABA	Hobli	Maize (Makka)	RF			Taluk Level	30	1745.78		
205	Mysuru	Nanjangud	BILIGERE	Hobli	Pigeon pea (red gram/arhar/tur)	RF	10	387.77					
206	Mysuru	Nanjangud	CHIKKAYANACHATRA	Hobli	Pigeon pea (red gram/arhar/tur)	RF	10	536.82					
207	Mysuru	Nanjangud	DODDAKOWLANDE	Hobli	Pigeon pea (red gram/arhar/tur)	RF	10	161.93					
208	Mysuru	Nanjangud	HULLAHALLI	Hobli	Pigeon pea (red gram/arhar/tur)	RF	10	731.41					
209	Mysuru	Nanjangud	KASABA	Hobli	Pigeon pea (red gram/arhar/tur)	RF	10	438.13					

Government of Karnataka
Directorate of Economics and Statistics
Hobli Level Average Yield data for Kharif season 2019-20

S.N	District	Taluk	Insurance Unit (hobli/ GP)	GP/HO BLI	Crop	IRR RF	No. CCE Conducted	Average Yield(Kg/ Ha)	Name Of Higher Level	No. cce Conducted Higher	Higher average Yield(Kg/Ha)	Neighbouring Yield	Tech. based Yield
210	Mysuru	Nanjangud	CHIKKAYANACHATRA	Hobli	RAGI	IRR			Taluk Level	5	818.09		
211	Mysuru	Nanjangud	DODDAKOWLANDE	Hobli	RAGI	IRR			Taluk Level	5	818.09		
212	Mysuru	Nanjangud	HULLAHALLI	Hobli	RAGI	IRR			Taluk Level	5	818.09		
213	Mysuru	Nanjangud	BILIGERE	Hobli	RAGI	RF	10	1398.07					
214	Mysuru	Nanjangud	CHIKKAYANACHATRA	Hobli	RAGI	RF	10	1142.02					
215	Mysuru	Nanjangud	DODDAKOWLANDE	Hobli	RAGI	RF	10	608.36					
216	Mysuru	Nanjangud	HULLAHALLI	Hobli	RAGI	RF	10	1081.02					
217	Mysuru	Nanjangud	KASABA	Hobli	RAGI	RF			Taluk Level	47	1088.48		
218	Mysuru	Nanjangud	BILIGERE	Hobli	Sesame (Gingelly/Til)/Sesamum	RF			Taluk Level	29	727.13		
219	Mysuru	Nanjangud	CHIKKAYANACHATRA	Hobli	Sesame (Gingelly/Til)/Sesamum	RF			Taluk Level	29	727.13		
220	Mysuru	Nanjangud	DODDAKOWLANDE	Hobli	Sesame (Gingelly/Til)/Sesamum	RF			Taluk Level	29	727.13		
221	Mysuru	Nanjangud	HULLAHALLI	Hobli	Sesame (Gingelly/Til)/Sesamum	RF	10	896.83					
222	Mysuru	Nanjangud	KASABA	Hobli	Sesame (Gingelly/Til)/Sesamum	RF			Taluk Level	29	727.13		
223	Mysuru	Nanjangud	BILIGERE	Hobli	Sorghum (Jowar/Great Millet)	RF	10	175.50					
224	Mysuru	Nanjangud	CHIKKAYANACHATRA	Hobli	Sorghum (Jowar/Great Millet)	RF			Taluk Level	40	539.69		
225	Mysuru	Nanjangud	DODDAKOWLANDE	Hobli	Sorghum (Jowar/Great Millet)	RF	10	163.47					
226	Mysuru	Nanjangud	HULLAHALLI	Hobli	Sorghum (Jowar/Great Millet)	RF	10	1525.40					
227	Mysuru	Nanjangud	KASABA	Hobli	Sorghum (Jowar/Great Millet)	RF	10	294.41					
228	Mysuru	Nanjangud	CHIKKAYANACHATRA	Hobli	Sugarcane	IRR	10	84860.00					

Government of Karnataka
Directorate of Economics and Statistics
Hobli Level Average Yield data for Kharif season 2019-20

S.N	District	Taluk	Insurance Unit (hobli/ GP)	GP/HO BLI	Crop	IRR- RF	No_CCE Conducted	Average Yield(Kg/ Ha)	Name_Of_Higher_Level	No_cce Conducted Higher	Higher average Yield(Kg/Ha)	Neighbouring Yield	Tech-based Yield
229	Mysuru	Nanjangud	DODDAKOWLANDE	Hobli	SUNFLOWER	RF	10	312.02					
230	Mysuru	Nanjangud	HULLAHALLI	Hobli	SUNFLOWER	RF			Taluk Level	27	333.03		
231	Mysuru	Nanjangud	KASABA	Hobli	SUNFLOWER	RF	10	134.50					
232	Mysuru	Nanjangud	HULLAHALLI	Hobli	Tobacco	RF	10	473.62					
233	Mysuru	Nanjangud	BILIGERE	Hobli	Tomato	NS	10	11077.80					
234	Mysuru	Nanjangud	CHIKKAYANACHATRA	Hobli	Tomato	NS	10	17360.40					
235	Mysuru	Nanjangud	DODDAKOWLANDE	Hobli	Tomato	NS	10	15609.80					
236	Mysuru	Nanjangud	HULLAHALLI	Hobli	Tomato	NS	10	13890.68					
237	Mysuru	Nanjangud	KASABA	Hobli	Tomato	NS	10	15023.80					
238	Mysuru	Nanjangud	BILIGERE	Hobli	Turmeric	NS	10	25140.00					
239	Mysuru	Nanjangud	DODDAKOWLANDE	Hobli	Turmeric	NS	10	24530.16					
240	Mysuru	Nanjangud	HULLAHALLI	Hobli	Turmeric	NS	10	18304.80					
241	Mysuru	Nanjangud	KASABA	Hobli	Turmeric	NS	10	19530.00					
242	Mysuru	Periyapatana	BETTADAPURA	Hobli	Cowpea/Alasande	RF	10	919.52					
243	Mysuru	Periyapatana	HARANAHALLI	Hobli	Cowpea/Alasande	RF	10	962.66					
244	Mysuru	Periyapatana	BETTADAPURA	Hobli	Maize (Makka)	IRR	10	3098.66					
245	Mysuru	Periyapatana	HARANAHALLI	Hobli	Maize (Makka)	IRR	10	5272.95					
246	Mysuru	Periyapatana	RAVANDURU	Hobli	Maize (Makka)	IRR			Taluk Level	26	4166.63		
247	Mysuru	Periyapatana	BETTADAPURA	Hobli	PADDY	IRR	10	3907.62					

Government of Karnataka
Directorate of Economics and Statistics
Hobli Level Average Yield data for Kharif season 2019-20

S.N	District	Taluk	Insurance Unit (hobli/ GP)	GP/HO BLI	Crop	IRR RF	No_CCE Conducted	Average Yield(Kg/Ha)	Name Of Higher Level	No_cce Conducted Higher	Higher average Yield(Kg/Ha)	Neighbouring Yield	Tech. based Yield
248	Mysuru	Periyapatana	HARANAHALLI	Hobli	PADDY	IRR	10	3627.71					
249	Mysuru	Periyapatana	KASABA	Hobli	PADDY	IRR	10	5815.52					
250	Mysuru	Periyapatana	RAVANDURU	Hobli	PADDY	IRR	10	5502.17					
251	Mysuru	Periyapatana	BETTADAPURA	Hobli	Potato	RF	10	10561.60					
252	Mysuru	Periyapatana	BETTADAPURA	Hobli	RAGI	RF	10	2444.39					
253	Mysuru	Periyapatana	HARANAHALLI	Hobli	RAGI	RF	10	2936.07					
254	Mysuru	Periyapatana	KASABA	Hobli	RAGI	RF	10	2278.49					
255	Mysuru	Periyapatana	RAVANDURU	Hobli	RAGI	RF	10	2207.12					
256	Mysuru	Periyapatana	BETTADAPURA	Hobli	Tobacco	RF	10	1159.70					
257	Mysuru	Periyapatana	HARANAHALLI	Hobli	Tobacco	RF	10	1421.56					
258	Mysuru	Periyapatana	KASABA	Hobli	Tobacco	RF	10	1147.12					
259	Mysuru	Periyapatana	RAVANDURU	Hobli	Tobacco	RF	10	1351.55					
260	Mysuru	T-Narsipur	BANNURU	Hobli	Black Gram (urd bean)	RF	10	439.99					
261	Mysuru	T-Narsipur	KASABA	Hobli	Black Gram (urd bean)	RF	10	234.91					
262	Mysuru	T-Narsipur	MUGURU	Hobli	Black Gram (urd bean)	RF			Taluk Level	48	338.42		
263	Mysuru	T-Narsipur	SOSALE	Hobli	Black Gram (urd bean)	RF	10	183.50					
264	Mysuru	T-Narsipur	TALAKADU	Hobli	Black Gram (urd bean)	RF	10	509.79					
265	Mysuru	T-Narsipur	MUGURU	Hobli	Cowpea/Alasande	RF	10	142.24					
266	Mysuru	T-Narsipur	KASABA	Hobli	Green Gram (Moong Bean/ Moong)	RF			Taluk Level	20	158.50		

Government of Karnataka
Directorate of Economics and Statistics
Hobli Level Average Yield data for Kharif season 2019-20

S.N	District	Taluk	Insurance Unit (hobli/ GP)	GP/HO BLI	Crop	IRR/ RF	No_CCE Conducted	Average Yield(Kg/ Ha)	Name Of Higher Level	No_cce Conducted Higher	Higher average Yield(Kg/Ha)	Neighbouring Yield	Tech. based Yield
267	Mysuru	T-Narsipur	MUGURU	Hobli	Green Gram (Moong Bean/ Moong)	RF	10	204.43					
268	Mysuru	T-Narsipur	TALAKADU	Hobli	Green Gram (Moong Bean/ Moong)	RF	10	112.57					
269	Mysuru	T-Narsipur	KASABA	Hobli	GROUNDNUT	IRR			State Level	1009	1252.48		
270	Mysuru	T-Narsipur	BANNURU	Hobli	GROUNDNUT	RF	10	1276.44					
271	Mysuru	T-Narsipur	KASABA	Hobli	GROUNDNUT	RF	10	948.50					
272	Mysuru	T-Narsipur	MUGURU	Hobli	GROUNDNUT	RF	10	1013.61					
273	Mysuru	T-Narsipur	KASABA	Hobli	Maize (Makka)	IRR	10	3324.20					
274	Mysuru	T-Narsipur	SOSALE	Hobli	Maize (Makka)	IRR	10	3605.98					
275	Mysuru	T-Narsipur	TALAKADU	Hobli	Maize (Makka)	IRR	10	3784.85					
276	Mysuru	T-Narsipur	BANNURU	Hobli	Maize (Makka)	RF			Taluk Level	10	3226.74		
277	Mysuru	T-Narsipur	KASABA	Hobli	Maize (Makka)	RF			Taluk Level	10	3226.74		
278	Mysuru	T-Narsipur	MUGURU	Hobli	Maize (Makka)	RF			Taluk Level	10	3226.74		
279	Mysuru	T-Narsipur	SOSALE	Hobli	Maize (Makka)	RF	10	3226.74					
280	Mysuru	T-Narsipur	TALAKADU	Hobli	Maize (Makka)	RF			Taluk Level	10	3226.74		
281	Mysuru	T-Narsipur	BANNURU	Hobli	RAGI	IRR	10	2079.88					
282	Mysuru	T-Narsipur	KASABA	Hobli	RAGI	IRR	10	2613.92					
283	Mysuru	T-Narsipur	MUGURU	Hobli	RAGI	IRR	10	2100.29					
284	Mysuru	T-Narsipur	TALAKADU	Hobli	RAGI	IRR	10	1794.64					
285	Mysuru	T-Narsipur	BANNURU	Hobli	RAGI	RF			Taluk Level	12	1417.36		

Government of Karnataka
Directorate of Economics and Statistics
Hobli Level Average Yield data for Kharif season 2019-20

S.N	District	Taluk	Insurance Unit (hobli/ GP)	GP/HO BLI	Crop	IRR_Rf	No_CCE_Conducted	Average Yield(Kg/ Ha)	Name_Of_Higher_Level	No_cce_Conducted_Higher	Higher average Yield(Kg/Ha)	Neighbouring Yield	Tech. based Yield
286	Mysuru	T-Narsipur	KASABA	Hobli	RAGI	RF			Taluk Level	12	1417.36		
287	Mysuru	T-Narsipur	MUGURU	Hobli	RAGI	RF			Taluk Level	12	1417.36		
288	Mysuru	T-Narsipur	SOSALE	Hobli	RAGI	RF	10	1372.18					
289	Mysuru	T-Narsipur	TALAKADU	Hobli	RAGI	RF			Taluk Level	12	1417.36		
290	Mysuru	T-Narsipur	KASABA	Hobli	Sesame (Gingelly/Til)/Sesamum	RF	10	338.31					
291	Mysuru	T-Narsipur	MUGURU	Hobli	Sesame (Gingelly/Til)/Sesamum	RF			Taluk Level	38	512.04		
292	Mysuru	T-Narsipur	SOSALE	Hobli	Sesame (Gingelly/Til)/Sesamum	RF	10	789.68					
293	Mysuru	T-Narsipur	TALAKADU	Hobli	Sesame (Gingelly/Til)/Sesamum	RF	10	320.45					
294	Mysuru	T-Narsipur	BANNURU	Hobli	Sugarcane	IRR	10	134910.00					
295	Mysuru	T-Narsipur	BANNURU	Hobli	Tomato	NS	10	8845.20					
296	Mysuru	T-Narsipur	SOSALE	Hobli	Tomato	NS	10	9052.80					


Director

Directorate of Economics and Statistics

Government of Karnataka
Directorate of Economics and Statistics
Hobli Level Average Yield data for Kharif season 2019-20

S.N	District	Taluk	Insurance Unit (hobli/ GP)	GP/HO BLI	Crop	IRR RF	No_CCE Conducted	Average Yield(Kg/ Ha)	Name_Of_Higher_Level	No_cce Conducted_Higher	Higher average Yield(Kg/Ha)	Neighbouring Yield	Tech. based Yield
1	Raichur	Devdurga	ARAKERA	Hobli	COTTON	IRR	10	579.14					
2	Raichur	Devdurga	DEVADURGA	Hobli	COTTON	IRR	10	1047.50					
3	Raichur	Devdurga	GABBURU	Hobli	COTTON	IRR	10	205.83					
4	Raichur	Devdurga	JALAHALLI	Hobli	COTTON	IRR			Taluk Level	38	583.22		
5	Raichur	Devdurga	ARAKERA	Hobli	COTTON	RF			Taluk Level	31	408.28		
6	Raichur	Devdurga	DEVADURGA	Hobli	COTTON	RF			Taluk Level	31	408.28		
7	Raichur	Devdurga	GABBURU	Hobli	COTTON	RF			Taluk Level	31	408.28		
8	Raichur	Devdurga	JALAHALLI	Hobli	COTTON	RF			Taluk Level	31	408.28		
9	Raichur	Devdurga	ARAKERA	Hobli	Green Gram (Moong Bean/ Moong)	RF			District Level	4	402.76		
10	Raichur	Devdurga	DEVADURGA	Hobli	Green Gram (Moong Bean/ Moong)	RF			District Level	4	402.76		
11	Raichur	Devdurga	GABBURU	Hobli	Green Gram (Moong Bean/ Moong)	RF			District Level	4	402.76		
12	Raichur	Devdurga	JALAHALLI	Hobli	Green Gram (Moong Bean/ Moong)	RF			District Level	4	402.76		
13	Raichur	Devdurga	ARAKERA	Hobli	GROUNDNUT	IRR			Taluk Level	3	1054.34		
14	Raichur	Devdurga	DEVADURGA	Hobli	GROUNDNUT	IRR			Taluk Level	3	1054.34		
15	Raichur	Devdurga	GABBURU	Hobli	GROUNDNUT	IRR			Taluk Level	3	1054.34		
16	Raichur	Devdurga	JALAHALLI	Hobli	GROUNDNUT	IRR			Taluk Level	3	1054.34		
17	Raichur	Devdurga	ARAKERA	Hobli	GROUNDNUT	RF			District Level	6	1199.11		
18	Raichur	Devdurga	DEVADURGA	Hobli	GROUNDNUT	RF			District Level	6	1199.11		
19	Raichur	Devdurga	GABBURU	Hobli	GROUNDNUT	RF			District Level	6	1199.11		

Government of Karnataka
Directorate of Economics and Statistics
Hobli Level Average Yield data for Kharif season 2019-20

S.N	District	Taluk	Insurance Unit (hobli/ GP)	GP/HO BLI	Crop	IRR RF	No_CCE Conducted	Average Yield(Kg/ Ha)	Name Of Higher Level	No_cce Conducted Higher	Higher average Yield(Kg/Ha)	Neighbouring Yield	Tech. based Yield
20	Raichur	Devdurga	JALAHALLI	Hobli	GROUNDNUT	RF			District Level	6	1199.11		
21	Raichur	Devdurga	ARAKERA	Hobli	Onion	IRR			Taluk Level	26	8266.65		
22	Raichur	Devdurga	DEVADURGA	Hobli	Onion	IRR			Taluk Level	26	8266.65		
23	Raichur	Devdurga	JALAHALLI	Hobli	Onion	IRR	10	9485.48					
24	Raichur	Devdurga	ARAKERA	Hobli	Pearl Millet (Bajra/Bulrush Millet/Spiked Millet)	IRR			Taluk Level	22	1567.27		
25	Raichur	Devdurga	DEVADURGA	Hobli	Pearl Millet (Bajra/Bulrush Millet/Spiked Millet)	IRR			Taluk Level	22	1567.27		
26	Raichur	Devdurga	GABBURU	Hobli	Pearl Millet (Bajra/Bulrush Millet/Spiked Millet)	IRR			Taluk Level	22	1567.27		
27	Raichur	Devdurga	JALAHALLI	Hobli	Pearl Millet (Bajra/Bulrush Millet/Spiked Millet)	IRR			Taluk Level	22	1567.27		
28	Raichur	Devdurga	ARAKERA	Hobli	Pigeon pea (red gram/arhar/tur)	IRR			Taluk Level	15	644.63		
29	Raichur	Devdurga	DEVADURGA	Hobli	Pigeon pea (red gram/arhar/tur)	IRR			Taluk Level	15	644.63		
30	Raichur	Devdurga	ARAKERA	Hobli	Pigeon pea (red gram/arhar/tur)	RF			Taluk Level	34	504.37		
31	Raichur	Devdurga	DEVADURGA	Hobli	Pigeon pea (red gram/arhar/tur)	RF			Taluk Level	34	504.37		
32	Raichur	Devdurga	GABBURU	Hobli	Pigeon pea (red gram/arhar/tur)	RF	10	441.72					
33	Raichur	Devdurga	JALAHALLI	Hobli	Pigeon pea (red gram/arhar/tur)	RF	10	658.27					
34	Raichur	Devdurga	ARAKERA	Hobli	SUNFLOWER	IRR			Taluk Level	4	1038.41		
35	Raichur	Devdurga	DEVADURGA	Hobli	SUNFLOWER	IRR			Taluk Level	4	1038.41		
36	Raichur	Devdurga	GABBURU	Hobli	SUNFLOWER	IRR			Taluk Level	4	1038.41		

Government of Karnataka
Directorate of Economics and Statistics
Hobli Level Average Yield data for Kharif season 2019-20

S.N	District	Taluk	Insurance Unit (hobli/ GP)	GP/HO BLI	Crop	IRR- RF	No_CCE Conducted	Average Yield(Kg/ Ha)	Name_Of_Higher_Level	No_cce Conducted_Higher	Higher average Yield(Kg/Ha)	Neighbouring Yield	Tech-based Yield
37	Raichur	Devdurga	JALAHALLI	Hobli	SUNFLOWER	IRR			Taluk Level	4	1038.41		
38	Raichur	Devdurga	ARAKERA	Hobli	SUNFLOWER	RF			Taluk Level	2	795.16		
39	Raichur	Devdurga	DEVADURGA	Hobli	SUNFLOWER	RF			Taluk Level	2	795.16		
40	Raichur	Devdurga	GABBURU	Hobli	SUNFLOWER	RF			Taluk Level	2	795.16		
41	Raichur	Devdurga	JALAHALLI	Hobli	SUNFLOWER	RF			Taluk Level	2	795.16		
42	Raichur	Lingasugur	LINGASUGURU	Hobli	COTTON	IRR	10	398.99					
43	Raichur	Lingasugur	MUDAGAL	Hobli	COTTON	IRR	10	164.13					
44	Raichur	Lingasugur	LINGASUGURU	Hobli	COTTON	RF			Taluk Level	2	398.66		
45	Raichur	Lingasugur	MUDAGAL	Hobli	COTTON	RF			Taluk Level	2	398.66		
46	Raichur	Lingasugur	GURUGUNTA	Hobli	Green Gram (Moong Bean/ Moong)	RF			Taluk Level	2	464.80		
47	Raichur	Lingasugur	LINGASUGURU	Hobli	Green Gram (Moong Bean/ Moong)	RF			Taluk Level	2	464.80		
48	Raichur	Lingasugur	MUDAGAL	Hobli	Green Gram (Moong Bean/ Moong)	RF			Taluk Level	2	464.80		
49	Raichur	Lingasugur	GURUGUNTA	Hobli	GROUNDNUT	IRR			District Level	5	1205.93		
50	Raichur	Lingasugur	LINGASUGURU	Hobli	GROUNDNUT	IRR			District Level	5	1205.93		
51	Raichur	Lingasugur	GURUGUNTA	Hobli	GROUNDNUT	RF			Taluk Level	2	1190.20		
52	Raichur	Lingasugur	LINGASUGURU	Hobli	GROUNDNUT	RF			Taluk Level	2	1190.20		
53	Raichur	Lingasugur	MUDAGAL	Hobli	GROUNDNUT	RF			Taluk Level	2	1190.20		
54	Raichur	Lingasugur	GURUGUNTA	Hobli	Horse Gram (kulthi/kultha)	RF			Taluk Level	3	1416.85		
55	Raichur	Lingasugur	MUDAGAL	Hobli	Horse Gram (kulthi/kultha)	RF			Taluk Level	3	1416.85		

Government of Karnataka
Directorate of Economics and Statistics
Hobli Level Average Yield data for Kharif season 2019-20

S.N	District	Taluk	Insurance Unit (hobli/ GP)	GP/HO BLI	Crop	IRR_Rf	No_CCE_Conducted	Average Yield(Kg/Ha)	Name_Of_Higher_Level	No_cce_Conducted_Higher	Higher average Yield(Kg/Ha)	Neighbouring Yield	Tech. based Yield
56	Raichur	Lingasugur	GURUGUNTA	Hobli	PADDY	IRR	10	4294.40					
57	Raichur	Lingasugur	LINGASUGURU	Hobli	PADDY	IRR	10	6727.45					
58	Raichur	Lingasugur	MUDAGAL	Hobli	PADDY	IRR			Taluk Level	22	5168.68		
59	Raichur	Lingasugur	GURUGUNTA	Hobli	Pearl Millet (Bajra/Bulrush Millet/Spiked Millet)	IRR	10	1262.99					
60	Raichur	Lingasugur	LINGASUGURU	Hobli	Pearl Millet (Bajra/Bulrush Millet/Spiked Millet)	IRR			Taluk Level	27	1316.34		
61	Raichur	Lingasugur	MUDAGAL	Hobli	Pearl Millet (Bajra/Bulrush Millet/Spiked Millet)	IRR	10	1090.97					
62	Raichur	Lingasugur	GURUGUNTA	Hobli	Pigeon pea (red gram/arhar/tur)	IRR	10	804.08					
63	Raichur	Lingasugur	LINGASUGURU	Hobli	Pigeon pea (red gram/arhar/tur)	IRR	10	1092.97					
64	Raichur	Lingasugur	MUDAGAL	Hobli	Pigeon pea (red gram/arhar/tur)	IRR	10	605.06					
65	Raichur	Lingasugur	GURUGUNTA	Hobli	Pigeon pea (red gram/arhar/tur)	RF	10	516.46					
66	Raichur	Lingasugur	LINGASUGURU	Hobli	Pigeon pea (red gram/arhar/tur)	RF	10	580.99					
67	Raichur	Lingasugur	MUDAGAL	Hobli	Pigeon pea (red gram/arhar/tur)	RF	10	449.77					
68	Raichur	Lingasugur	GURUGUNTA	Hobli	Sesame (Gingelly/Til)/Sesamum	RF			Taluk Level	12	417.81		
69	Raichur	Lingasugur	LINGASUGURU	Hobli	Sesame (Gingelly/Til)/Sesamum	RF			Taluk Level	12	417.81		
70	Raichur	Lingasugur	MUDAGAL	Hobli	Sesame (Gingelly/Til)/Sesamum	RF			Taluk Level	12	417.81		
71	Raichur	Lingasugur	GURUGUNTA	Hobli	SUNFLOWER	IRR			Taluk Level	22	748.82		
72	Raichur	Lingasugur	LINGASUGURU	Hobli	SUNFLOWER	IRR	10	960.28					

Government of Karnataka
Directorate of Economics and Statistics
Hobli Level Average Yield data for Kharif season 2019-20

S.N	District	Taluk	Insurance Unit (hobli/ GP)	GP/HO BLI	Crop	IRR- RF	No_CCE Conducted	Average Yield(Kg/ Ha)	Name_Of_Higher_Level	No_cce Conducted Higher	Higher average Yield(Kg/Ha)	Neighbouring Yield	Tech-based Yield
73	Raichur	Lingasugur	MUDAGAL	Hobli	SUNFLOWER	IRR			Taluk Level	22	748.82		
74	Raichur	Manvi	HALAPURA	Hobli	COTTON	IRR			Taluk Level	61	318.96		
75	Raichur	Manvi	HIREKOTNIKALA	Hobli	COTTON	IRR	10	323.93					
76	Raichur	Manvi	KALLURU	Hobli	COTTON	IRR			Taluk Level	61	318.96		
77	Raichur	Manvi	KAVITALA	Hobli	COTTON	IRR	10	161.18					
78	Raichur	Manvi	MALLATA	Hobli	COTTON	IRR			Taluk Level	61	318.96		
79	Raichur	Manvi	MANAVI	Hobli	COTTON	IRR	10	316.69					
80	Raichur	Manvi	SIRAVARA	Hobli	COTTON	IRR	10	492.46					
81	Raichur	Manvi	HALAPURA	Hobli	COTTON	RF	10	133.57					
82	Raichur	Manvi	HIREKOTNIKALA	Hobli	COTTON	RF			Taluk Level	76	371.56		
83	Raichur	Manvi	KALLURU	Hobli	COTTON	RF			Taluk Level	76	371.56		
84	Raichur	Manvi	KAVITALA	Hobli	COTTON	RF	10	290.90					
85	Raichur	Manvi	KURDI	Hobli	COTTON	RF	10	588.94					
86	Raichur	Manvi	MALLATA	Hobli	COTTON	RF			Taluk Level	76	371.56		
87	Raichur	Manvi	MANAVI	Hobli	COTTON	RF			Taluk Level	76	371.56		
88	Raichur	Manvi	PAMANAKALLURA	Hobli	COTTON	RF	10	354.28					
89	Raichur	Manvi	SIRAVARA	Hobli	COTTON	RF			Taluk Level	76	371.56		
90	Raichur	Manvi	KALLURU	Hobli	Green Gram (Moong Bean/ Moong)	RF			District Level	4	402.76		
91	Raichur	Manvi	KAVITALA	Hobli	Green Gram (Moong Bean/ Moong)	RF			District Level	4	402.76		

Government of Karnataka
Directorate of Economics and Statistics
Hobli Level Average Yield data for Kharif season 2019-20

S.N	District	Taluk	Insurance Unit (hobli/ GP)	GP/HO BLI	Crop	IRR RF	No. CCE Conducted	Average Yield(Kg/ Ha)	Name Of Higher Level	No. cce Conducted Higher	Higher average Yield(Kg/Ha)	Neighbouring Yield	Tech. based Yield
92	Raichur	Manvi	KURDI	Hobli	Green Gram (Moong Bean/ Moong)	RF			District Level	4	402.76		
93	Raichur	Manvi	PAMANAKALLURA	Hobli	Green Gram (Moong Bean/ Moong)	RF			District Level	4	402.76		
94	Raichur	Manvi	KURDI	Hobli	GROUNDNUT	IRR			District Level	5	1205.93		
95	Raichur	Manvi	KAVITALA	Hobli	GROUNDNUT	RF			District Level	6	1199.11		
96	Raichur	Manvi	KURDI	Hobli	GROUNDNUT	RF			District Level	6	1199.11		
97	Raichur	Manvi	MALLATA	Hobli	GROUNDNUT	RF			District Level	6	1199.11		
98	Raichur	Manvi	MANAVI	Hobli	GROUNDNUT	RF			District Level	6	1199.11		
99	Raichur	Manvi	PAMANAKALLURA	Hobli	GROUNDNUT	RF			District Level	6	1199.11		
100	Raichur	Manvi	KAVITALA	Hobli	Onion	IRR			Taluk Level	29	13424.97		
101	Raichur	Manvi	KURDI	Hobli	Onion	IRR	10	15960.40					
102	Raichur	Manvi	PAMANAKALLURA	Hobli	Onion	IRR	10	6240.00					
103	Raichur	Manvi	KALLURU	Hobli	Pearl Millet (Bajra/Bulrush Millet/Spiked Millet)	IRR	10	803.52					
104	Raichur	Manvi	KAVITALA	Hobli	Pearl Millet (Bajra/Bulrush Millet/Spiked Millet)	IRR			Taluk Level	14	1026.03		
105	Raichur	Manvi	HALAPURA	Hobli	Pearl Millet (Bajra/Bulrush Millet/Spiked Millet)	RF	10	1162.64					
106	Raichur	Manvi	HIREKOTNIKALA	Hobli	Pearl Millet (Bajra/Bulrush Millet/Spiked Millet)	RF			Taluk Level	52	983.11		
107	Raichur	Manvi	KALLURU	Hobli	Pearl Millet (Bajra/Bulrush Millet/Spiked Millet)	RF			Taluk Level	52	983.11		

Government of Karnataka
Directorate of Economics and Statistics
Hobli Level Average Yield data for Kharif season 2019-20

S.N	District	Taluk	Insurance Unit (hobli/ GP)	GP/HO BLI	Crop	IRR- RF	No_CCE_Conducted	Average Yield(Kg/ Ha)	Name_Of_Higher_Level	No_cce_Conducted_Higher	Higher average Yield(Kg/Ha)	Neighbouring Yield	Tech. based Yield
108	Raichur	Manvi	KAVITALA	Hobli	Pearl Millet (Bajra/Bulrush Millet/Spiked Millet)	RF			Taluk Level	52	983.11		
109	Raichur	Manvi	KURDI	Hobli	Pearl Millet (Bajra/Bulrush Millet/Spiked Millet)	RF			Taluk Level	52	983.11		
110	Raichur	Manvi	MALLATA	Hobli	Pearl Millet (Bajra/Bulrush Millet/Spiked Millet)	RF			Taluk Level	52	983.11		
111	Raichur	Manvi	MANAVI	Hobli	Pearl Millet (Bajra/Bulrush Millet/Spiked Millet)	RF			Taluk Level	52	983.11		
112	Raichur	Manvi	PAMANAKALLURA	Hobli	Pearl Millet (Bajra/Bulrush Millet/Spiked Millet)	RF	10	963.83					
113	Raichur	Manvi	SIRAVARA	Hobli	Pearl Millet (Bajra/Bulrush Millet/Spiked Millet)	RF			Taluk Level	52	983.11		
114	Raichur	Manvi	KAVITALA	Hobli	Pigeon pea (red gram/arhar/tur)	IRR	10	1418.58					
115	Raichur	Manvi	HALAPURA	Hobli	Pigeon pea (red gram/arhar/tur)	RF	10	402.91					
116	Raichur	Manvi	HIREKOTNIKALA	Hobli	Pigeon pea (red gram/arhar/tur)	RF	10	362.77					
117	Raichur	Manvi	KALLURU	Hobli	Pigeon pea (red gram/arhar/tur)	RF			Taluk Level	70	509.07		
118	Raichur	Manvi	KAVITALA	Hobli	Pigeon pea (red gram/arhar/tur)	RF	10	874.82					
119	Raichur	Manvi	KURDI	Hobli	Pigeon pea (red gram/arhar/tur)	RF			Taluk Level	70	509.07		
120	Raichur	Manvi	MALLATA	Hobli	Pigeon pea (red gram/arhar/tur)	RF			Taluk Level	70	509.07		
121	Raichur	Manvi	MANAVI	Hobli	Pigeon pea (red gram/arhar/tur)	RF			Taluk Level	70	509.07		
122	Raichur	Manvi	PAMANAKALLURA	Hobli	Pigeon pea (red gram/arhar/tur)	RF			Taluk Level	70	509.07		
123	Raichur	Manvi	SIRAVARA	Hobli	Pigeon pea (red gram/arhar/tur)	RF			Taluk Level	70	509.07		

Government of Karnataka
Directorate of Economics and Statistics
Hobli Level Average Yield data for Kharif season 2019-20

S.N	District	Taluk	Insurance Unit (hobli/ GP)	GP/HO BLI	Crop	IRR/RF	No_CCE Conducted	Average Yield(Kg/ Ha)	Name Of Higher Level	No_cce Conducted Higher	Higher average Yield(Kg/Ha)	Neighbouring Yield	Tech. based Yield
124	Raichur	Manvi	PAMANAKALLURA	Hobli	Sesame (Gingelly/Til)/Sesamum	RF			Taluk Level	1	146.87		
125	Raichur	Manvi	HALAPURA	Hobli	SUNFLOWER	IRR			Taluk Level	11	1558.14		
126	Raichur	Manvi	HIREKOTNIKALA	Hobli	SUNFLOWER	IRR			Taluk Level	11	1558.14		
127	Raichur	Manvi	KALLURU	Hobli	SUNFLOWER	IRR			Taluk Level	11	1558.14		
128	Raichur	Manvi	KAVITALA	Hobli	SUNFLOWER	IRR			Taluk Level	11	1558.14		
129	Raichur	Manvi	KURDI	Hobli	SUNFLOWER	IRR			Taluk Level	11	1558.14		
130	Raichur	Manvi	MALLATA	Hobli	SUNFLOWER	IRR			Taluk Level	11	1558.14		
131	Raichur	Manvi	MANAVI	Hobli	SUNFLOWER	IRR			Taluk Level	11	1558.14		
132	Raichur	Manvi	PAMANAKALLURA	Hobli	SUNFLOWER	IRR			Taluk Level	11	1558.14		
133	Raichur	Manvi	SIRAVARA	Hobli	SUNFLOWER	IRR			Taluk Level	11	1558.14		
134	Raichur	Manvi	HALAPURA	Hobli	SUNFLOWER	RF			Taluk Level	3	556.31		
135	Raichur	Manvi	HIREKOTNIKALA	Hobli	SUNFLOWER	RF			Taluk Level	3	556.31		
136	Raichur	Manvi	KALLURU	Hobli	SUNFLOWER	RF			Taluk Level	3	556.31		
137	Raichur	Manvi	KAVITALA	Hobli	SUNFLOWER	RF			Taluk Level	3	556.31		
138	Raichur	Manvi	KURDI	Hobli	SUNFLOWER	RF			Taluk Level	3	556.31		
139	Raichur	Manvi	MALLATA	Hobli	SUNFLOWER	RF			Taluk Level	3	556.31		
140	Raichur	Manvi	MANAVI	Hobli	SUNFLOWER	RF			Taluk Level	3	556.31		
141	Raichur	Manvi	PAMANAKALLURA	Hobli	SUNFLOWER	RF			Taluk Level	3	556.31		
142	Raichur	Manvi	SIRAVARA	Hobli	SUNFLOWER	RF			Taluk Level	3	556.31		

Government of Karnataka
Directorate of Economics and Statistics
Hobli Level Average Yield data for Kharif season 2019-20

S.N	District	Taluk	Insurance Unit (hobli/ GP)	GP/HO BLI	Crop	IRR_Rf	No_CCE_Conducted	Average Yield(Kg/ Ha)	Name_Of_Higher_Level	No_cce Conducted_Higher	Higher average Yield(Kg/Ha)	Neighbouring Yield	Tech. based Yield
143	Raichur	Maski	MASKI	Hobli	COTTON	IRR			Taluk Level	9	400.32		
144	Raichur	Maski	MASKI	Hobli	COTTON	RF			Taluk Level	9	227.07		
145	Raichur	Maski	MASKI	Hobli	Green Gram (Moong Bean/ Moong)	RF			Taluk Level	2	340.72		
146	Raichur	Maski	MASKI	Hobli	GROUNDNUT	RF			Taluk Level	2	646.85		
147	Raichur	Maski	MASKI	Hobli	Horse Gram (kulthi/kultha)	RF			Taluk Level	4	631.91		
148	Raichur	Maski	MASKI	Hobli	PADDY	IRR			Taluk Level	9	6679.86		
149	Raichur	Maski	MASKI	Hobli	Pearl Millet (Bajra/Bulrush Millet/Spiked Millet)	IRR			Taluk Level	8	1841.39		
150	Raichur	Maski	MASKI	Hobli	Pigeon pea (red gram/arhar/tur)	IRR	10	667.76					
151	Raichur	Maski	MASKI	Hobli	Pigeon pea (red gram/arhar/tur)	RF	10	615.97					
152	Raichur	Maski	MASKI	Hobli	Sesame (Gingelly/Til)/Sesamum	RF			Taluk Level	4	890.80		
153	Raichur	Maski	MASKI	Hobli	SUNFLOWER	IRR			Taluk Level	7	765.39		
154	Raichur	Raichur	CHANDRABANDA	Hobli	COTTON	IRR	10	574.61					
155	Raichur	Raichur	DEVASUGURU	Hobli	COTTON	IRR			Taluk Level	59	707.17		
156	Raichur	Raichur	GILLESUGURU	Hobli	COTTON	IRR	10	764.53					
157	Raichur	Raichur	KALAMALA	Hobli	COTTON	IRR	10	870.83					
158	Raichur	Raichur	RAYACHURU	Hobli	COTTON	IRR	10	645.85					
159	Raichur	Raichur	YARAGERA	Hobli	COTTON	IRR	10	399.39					
160	Raichur	Raichur	CHANDRABANDA	Hobli	COTTON	RF			Taluk Level	45	543.09		

Government of Karnataka
Directorate of Economics and Statistics
Hobli Level Average Yield data for Kharif season 2019-20

S.N	District	Taluk	Insurance Unit (hobli/ GP)	GP/HO BLI	Crop	IRR RF	No_CCE_Conducted	Average Yield(Kg/Ha)	Name_Of_Higher_Level	No_cce_Conducted_Higher	Higher average Yield(Kg/Ha)	Neighbouring Yield	Tech. based Yield
161	Raichur	Raichur	DEVASUGURU	Hobli	COTTON	RF			Taluk Level	45	543.09		
162	Raichur	Raichur	GILLESUGURU	Hobli	COTTON	RF	10	778.62					
163	Raichur	Raichur	KALAMALA	Hobli	COTTON	RF	10	500.03					
164	Raichur	Raichur	RAYACHURU	Hobli	COTTON	RF			Taluk Level	45	543.09		
165	Raichur	Raichur	YARAGERA	Hobli	COTTON	RF			Taluk Level	45	543.09		
166	Raichur	Raichur	CHANDRABANDA	Hobli	Green Gram (Moong Bean/ Moong)	RF			District Level	4	402.76		
167	Raichur	Raichur	DEVASUGURU	Hobli	Green Gram (Moong Bean/ Moong)	RF			District Level	4	402.76		
168	Raichur	Raichur	KALAMALA	Hobli	Green Gram (Moong Bean/ Moong)	RF			District Level	4	402.76		
169	Raichur	Raichur	RAYACHURU	Hobli	Green Gram (Moong Bean/ Moong)	RF			District Level	4	402.76		
170	Raichur	Raichur	YARAGERA	Hobli	Green Gram (Moong Bean/ Moong)	RF			District Level	4	402.76		
171	Raichur	Raichur	CHANDRABANDA	Hobli	GROUNDNUT	IRR			Taluk Level	2	1433.32		
172	Raichur	Raichur	DEVASUGURU	Hobli	GROUNDNUT	IRR			Taluk Level	2	1433.32		
173	Raichur	Raichur	RAYACHURU	Hobli	GROUNDNUT	IRR			Taluk Level	2	1433.32		
174	Raichur	Raichur	YARAGERA	Hobli	GROUNDNUT	IRR			Taluk Level	2	1433.32		
175	Raichur	Raichur	CHANDRABANDA	Hobli	GROUNDNUT	RF			Taluk Level	2	1760.28		
176	Raichur	Raichur	DEVASUGURU	Hobli	GROUNDNUT	RF			Taluk Level	2	1760.28		
177	Raichur	Raichur	GILLESUGURU	Hobli	GROUNDNUT	RF			Taluk Level	2	1760.28		
178	Raichur	Raichur	RAYACHURU	Hobli	GROUNDNUT	RF			Taluk Level	2	1760.28		
179	Raichur	Raichur	YARAGERA	Hobli	GROUNDNUT	RF			Taluk Level	2	1760.28		

Government of Karnataka
Directorate of Economics and Statistics
Hobli Level Average Yield data for Kharif season 2019-20

S.N	District	Taluk	Insurance Unit (hobli/ GP)	GP/HO BLI	Crop	IRR_RF	No_CCE_Conducted	Average Yield(Kg/ Ha)	Name_Of_Higher_Level	No_cce_Conducted_Higher	Higher average Yield(Kg/Ha)	Neighbouring Yield	Tech. based Yield
180	Raichur	Raichur	GILLESUGURU	Hobli	PADDY	RF			Taluk Level	6	554.06		
181	Raichur	Raichur	CHANDRABANDA	Hobli	Pearl Millet (Bajra/Bulrush Millet/Spiked Millet)	RF	10	1132.86					
182	Raichur	Raichur	DEVASUGURU	Hobli	Pearl Millet (Bajra/Bulrush Millet/Spiked Millet)	RF			Taluk Level	46	1224.77		
183	Raichur	Raichur	GILLESUGURU	Hobli	Pearl Millet (Bajra/Bulrush Millet/Spiked Millet)	RF	10	1337.24					
184	Raichur	Raichur	KALAMALA	Hobli	Pearl Millet (Bajra/Bulrush Millet/Spiked Millet)	RF			Taluk Level	46	1224.77		
185	Raichur	Raichur	RAYACHURU	Hobli	Pearl Millet (Bajra/Bulrush Millet/Spiked Millet)	RF	10	1289.93					
186	Raichur	Raichur	YARAGERA	Hobli	Pearl Millet (Bajra/Bulrush Millet/Spiked Millet)	RF	10	956.64					
187	Raichur	Raichur	CHANDRABANDA	Hobli	Pigeon pea (red gram/arhar/tur)	IRR			District Level	65	854.68		
188	Raichur	Raichur	GILLESUGURU	Hobli	Sorghum (Jowar/Great Millet)	RF			State Level	1317	1452.65		
189	Raichur	Raichur	CHANDRABANDA	Hobli	SUNFLOWER	IRR			District Level	50	1045.94		
190	Raichur	Raichur	DEVASUGURU	Hobli	SUNFLOWER	IRR			District Level	50	1045.94		
191	Raichur	Raichur	GILLESUGURU	Hobli	SUNFLOWER	IRR			District Level	50	1045.94		
192	Raichur	Raichur	YARAGERA	Hobli	SUNFLOWER	IRR			District Level	50	1045.94		
193	Raichur	Raichur	CHANDRABANDA	Hobli	SUNFLOWER	RF			District Level	53	382.77		
194	Raichur	Raichur	DEVASUGURU	Hobli	SUNFLOWER	RF			District Level	53	382.77		
195	Raichur	Raichur	GILLESUGURU	Hobli	SUNFLOWER	RF			District Level	53	382.77		



Government of Karnataka
Directorate of Economics and Statistics
Hobli Level Average Yield data for Kharif season 2019-20

S.N	District	Taluk	Insurance Unit (hobli/ GP)	GP/HO BLI	Crop	IRR RF	No_CCE Conducted	Average Yield(Kg/ Ha)	Name Of Higher Level	No_cce Conducted Higher	Higher average Yield(Kg/Ha)	Neighbouring Yield	Tech. based Yield
196	Raichur	Raichur	KALAMALA	Hobli	SUNFLOWER	RF			District Level	53	382.77		
197	Raichur	Raichur	RAYACHURU	Hobli	SUNFLOWER	RF			District Level	53	382.77		
198	Raichur	Raichur	YARAGERA	Hobli	SUNFLOWER	RF			District Level	53	382.77		
199	Raichur	Sindhanur	BADARLI	Hobli	COTTON	IRR	10	324.28					
200	Raichur	Sindhanur	GUNJALLI	Hobli	COTTON	IRR	10	381.30					
201	Raichur	Sindhanur	HEDAGINALA	Hobli	COTTON	IRR	10	359.78					
202	Raichur	Sindhanur	JAVALAGERA	Hobli	COTTON	IRR	10	476.58					
203	Raichur	Sindhanur	SINDHANURA	Hobli	COTTON	IRR	10	538.11					
204	Raichur	Sindhanur	TURVIHALA	Hobli	COTTON	IRR			Taluk Level	57	390.71		
205	Raichur	Sindhanur	BADARLI	Hobli	COTTON	RF			Taluk Level	29	217.28		
206	Raichur	Sindhanur	BALAGANURA	Hobli	COTTON	RF			Taluk Level	29	217.28		
207	Raichur	Sindhanur	GOREBALA	Hobli	COTTON	RF			Taluk Level	29	217.28		
208	Raichur	Sindhanur	GUDADURA	Hobli	COTTON	RF	10	154.62					
209	Raichur	Sindhanur	HEDAGINALA	Hobli	COTTON	RF			Taluk Level	29	217.28		
210	Raichur	Sindhanur	HUDA	Hobli	COTTON	RF			Taluk Level	29	217.28		
211	Raichur	Sindhanur	JALIHALA	Hobli	COTTON	RF			Taluk Level	29	217.28		
212	Raichur	Sindhanur	JAVALAGERA	Hobli	COTTON	RF			Taluk Level	29	217.28		
213	Raichur	Sindhanur	KUNNATAGI	Hobli	COTTON	RF			Taluk Level	29	217.28		
214	Raichur	Sindhanur	SALGUNDA	Hobli	COTTON	RF			Taluk Level	29	217.28		

Government of Karnataka
Directorate of Economics and Statistics
Hobli Level Average Yield data for Kharif season 2019-20

S.N	District	Taluk	Insurance Unit (hobli/ GP)	GP/HO BLI	Crop	IRR_RF	No_CCE_Conducted	Average Yield(Kg/ Ha)	Name_Of_Higher_Level	No_cce_Conducted_Higher	Higher average Yield(Kg/Ha)	Neighbouring Yield	Tech. based Yield
215	Raichur	Sindhanur	SINDHANURA	Hobli	COTTON	RF			Taluk Level	29	217.28		
216	Raichur	Sindhanur	TURVIHALA	Hobli	COTTON	RF			Taluk Level	29	217.28		
217	Raichur	Sindhanur	VALKANDINNI	Hobli	COTTON	RF			Taluk Level	29	217.28		
218	Raichur	Sindhanur	GUNJALLI	Hobli	Green Gram (Moong Bean/ Moong)	RF			District Level	4	402.76		
219	Raichur	Sindhanur	TURVIHALA	Hobli	Green Gram (Moong Bean/ Moong)	RF			District Level	4	402.76		
220	Raichur	Sindhanur	HUDA	Hobli	Maize (Makka)	IRR			Taluk Level	13	5880.12		
221	Raichur	Sindhanur	SINDHANURA	Hobli	Maize (Makka)	IRR			Taluk Level	13	5880.12		
222	Raichur	Sindhanur	SINDHANURA	Hobli	Pearl Millet (Bajra/Bulrush Millet/Spiked Millet)	IRR			Taluk Level	7	1251.05		
223	Raichur	Sindhanur	TURVIHALA	Hobli	Pearl Millet (Bajra/Bulrush Millet/Spiked Millet)	IRR			Taluk Level	7	1251.05		
224	Raichur	Sindhanur	BADARLI	Hobli	Pearl Millet (Bajra/Bulrush Millet/Spiked Millet)	RF			Taluk Level	53	1286.93		
225	Raichur	Sindhanur	BALAGANURA	Hobli	Pearl Millet (Bajra/Bulrush Millet/Spiked Millet)	RF	10	2823.53					
226	Raichur	Sindhanur	GOREBALA	Hobli	Pearl Millet (Bajra/Bulrush Millet/Spiked Millet)	RF			Taluk Level	53	1286.93		
227	Raichur	Sindhanur	GUDADURA	Hobli	Pearl Millet (Bajra/Bulrush Millet/Spiked Millet)	RF			Taluk Level	53	1286.93		
228	Raichur	Sindhanur	GUNJALLI	Hobli	Pearl Millet (Bajra/Bulrush Millet/Spiked Millet)	RF	10	720.65					
229	Raichur	Sindhanur	HEDAGINALA	Hobli	Pearl Millet (Bajra/Bulrush Millet/Spiked Millet)	RF			Taluk Level	53	1286.93		

Government of Karnataka
Directorate of Economics and Statistics
Hobli Level Average Yield data for Kharif season 2019-20

S.N	District	Taluk	Insurance Unit (hobli/ GP)	GP/HO BLI	Crop	IRR RF	No_CCE_Conducted	Average Yield(Kg/Ha)	Name_Of_Higher_Level	No_cce_Conducted_Higher	Higher average Yield(Kg/Ha)	Neighbouring Yield	Tech. based Yield
230	Raichur	Sindhanur	HUDA	Hobli	Pearl Millet (Bajra/Bulrush Millet/Spiked Millet)	RF			Taluk Level	53	1286.93		
231	Raichur	Sindhanur	JALIHALA	Hobli	Pearl Millet (Bajra/Bulrush Millet/Spiked Millet)	RF			Taluk Level	53	1286.93		
232	Raichur	Sindhanur	JAVALAGERA	Hobli	Pearl Millet (Bajra/Bulrush Millet/Spiked Millet)	RF			Taluk Level	53	1286.93		
233	Raichur	Sindhanur	KUNNATAGI	Hobli	Pearl Millet (Bajra/Bulrush Millet/Spiked Millet)	RF			Taluk Level	53	1286.93		
234	Raichur	Sindhanur	SALGUNDA	Hobli	Pearl Millet (Bajra/Bulrush Millet/Spiked Millet)	RF			Taluk Level	53	1286.93		
235	Raichur	Sindhanur	SINDHANURA	Hobli	Pearl Millet (Bajra/Bulrush Millet/Spiked Millet)	RF			Taluk Level	53	1286.93		
236	Raichur	Sindhanur	TURVIHALA	Hobli	Pearl Millet (Bajra/Bulrush Millet/Spiked Millet)	RF			Taluk Level	53	1286.93		
237	Raichur	Sindhanur	VALKANDINNI	Hobli	Pearl Millet (Bajra/Bulrush Millet/Spiked Millet)	RF			Taluk Level	53	1286.93		
238	Raichur	Sindhanur	BADARLI	Hobli	Pigeon pea (red gram/arhar/tur)	IRR			District Level	65	854.68		
239	Raichur	Sindhanur	BADARLI	Hobli	Pigeon pea (red gram/arhar/tur)	RF			Taluk Level	34	394.74		
240	Raichur	Sindhanur	BALAGANURA	Hobli	Pigeon pea (red gram/arhar/tur)	RF	10	402.44					
241	Raichur	Sindhanur	GUDADURA	Hobli	Pigeon pea (red gram/arhar/tur)	RF			Taluk Level	34	394.74		
242	Raichur	Sindhanur	HUDA	Hobli	Pigeon pea (red gram/arhar/tur)	RF			Taluk Level	34	394.74		
243	Raichur	Sindhanur	TURVIHALA	Hobli	Pigeon pea (red gram/arhar/tur)	RF	10	377.71					
244	Raichur	Sindhanur	VALKANDINNI	Hobli	Pigeon pea (red gram/arhar/tur)	RF			Taluk Level	34	394.74		

Government of Karnataka
Directorate of Economics and Statistics
Hobli Level Average Yield data for Kharif season 2019-20

S.N	District	Taluk	Insurance Unit (hobli/ GP)	GP/HO BLI	Crop	IRR- RF	No_CCE_Conducted	Average Yield(Kg/ Ha)	Name_Of_Higher_Level	No_cce Conducted_Higher	Higher average Yield(Kg/Ha)	Neighbouring Yield	Tech. based Yield
245	Raichur	Sindhanur	TURVIHALA	Hobli	Sesame (Gingelly/Til)/Sesamum	RF			District Level	17	513.16		
246	Raichur	Sindhanur	BADARLI	Hobli	SUNFLOWER	IRR			Taluk Level	6	1528.71		
247	Raichur	Sindhanur	BALAGANURA	Hobli	SUNFLOWER	IRR			Taluk Level	6	1528.71		
248	Raichur	Sindhanur	GOREBALA	Hobli	SUNFLOWER	IRR			Taluk Level	6	1528.71		
249	Raichur	Sindhanur	HEDAGINALA	Hobli	SUNFLOWER	IRR			Taluk Level	6	1528.71		
250	Raichur	Sindhanur	HUDA	Hobli	SUNFLOWER	IRR			Taluk Level	6	1528.71		
251	Raichur	Sindhanur	JAVALAGERA	Hobli	SUNFLOWER	IRR			Taluk Level	6	1528.71		
252	Raichur	Sindhanur	KUNNATAGI	Hobli	SUNFLOWER	IRR			Taluk Level	6	1528.71		
253	Raichur	Sindhanur	SALGUNDA	Hobli	SUNFLOWER	IRR			Taluk Level	6	1528.71		
254	Raichur	Sindhanur	SINDHANURA	Hobli	SUNFLOWER	IRR			Taluk Level	6	1528.71		
255	Raichur	Sindhanur	TURVIHALA	Hobli	SUNFLOWER	IRR			Taluk Level	6	1528.71		
256	Raichur	Sindhanur	VALKANDINNI	Hobli	SUNFLOWER	IRR			Taluk Level	6	1528.71		
257	Raichur	Sindhanur	BADARLI	Hobli	SUNFLOWER	RF			District Level	53	382.77		
258	Raichur	Sindhanur	BALAGANURA	Hobli	SUNFLOWER	RF			District Level	53	382.77		
259	Raichur	Sindhanur	GOREBALA	Hobli	SUNFLOWER	RF			District Level	53	382.77		
260	Raichur	Sindhanur	GUDADURA	Hobli	SUNFLOWER	RF			District Level	53	382.77		
261	Raichur	Sindhanur	GUNJALLI	Hobli	SUNFLOWER	RF			District Level	53	382.77		
262	Raichur	Sindhanur	HEDAGINALA	Hobli	SUNFLOWER	RF			District Level	53	382.77		
263	Raichur	Sindhanur	HUDA	Hobli	SUNFLOWER	RF			District Level	53	382.77		

Government of Karnataka
Directorate of Economics and Statistics
Hobli Level Average Yield data for Kharif season 2019-20

S.N	District	Taluk	Insurance Unit (hobli/ GP)	GP/HO BLI	Crop	IRR_Rf	No_CCE_Conducted	Average Yield(Kg/Ha)	Name_Of_Higher_Level	No_cce_Conducted_Higher	Higher average Yield(Kg/Ha)	Neighbouring Yield	Tech. based Yield
264	Raichur	Sindhanur	JALIHALA	Hobli	SUNFLOWER	RF			District Level	53	382.77		
265	Raichur	Sindhanur	JAVALAGERA	Hobli	SUNFLOWER	RF			District Level	53	382.77		
266	Raichur	Sindhanur	KUNNATAGI	Hobli	SUNFLOWER	RF			District Level	53	382.77		
267	Raichur	Sindhanur	SALGUNDA	Hobli	SUNFLOWER	RF			District Level	53	382.77		
268	Raichur	Sindhanur	SINDHANURA	Hobli	SUNFLOWER	RF			District Level	53	382.77		
269	Raichur	Sindhanur	TURVIHALA	Hobli	SUNFLOWER	RF			District Level	53	382.77		
270	Raichur	Sindhanur	VALKANDINNI	Hobli	SUNFLOWER	RF			District Level	53	382.77		


Director

Directorate of Economics and Statistics

Government of Karnataka
Directorate of Economics and Statistics
Hobli Level Average Yield data for Kharif season 2019-20

S.N	District	Taluk	Insurance Unit (hobli/ GP)	GP/HO BLI	Crop	IRR RF	No_CCE Conducted	Average Yield(Kg/ Ha)	Name_Of_Higher_Level	No_cce Conducted_Higher	Higher average Yield(Kg/Ha)	Neighbouring Yield	Tech-based Yield
1	Ramanagara	Channapatna	KASABA	Hobli	Avare/Field bean	RF	10	426.51					
2	Ramanagara	Channapatna	MALURU	Hobli	Avare/Field bean	RF	10	472.34					
3	Ramanagara	Channapatna	VIRUPAKSHIPURA	Hobli	Avare/Field bean	RF			Taluk Level	29	509.78		
4	Ramanagara	Channapatna	KASABA	Hobli	Cowpea/Alasande	RF			Taluk Level	27	349.94		
5	Ramanagara	Channapatna	MALURU	Hobli	Cowpea/Alasande	RF	10	258.24					
6	Ramanagara	Channapatna	VIRUPAKSHIPURA	Hobli	Cowpea/Alasande	RF	10	431.14					
7	Ramanagara	Channapatna	KASABA	Hobli	GROUNDNUT	RF			Taluk Level	15	1096.48		
8	Ramanagara	Channapatna	MALURU	Hobli	GROUNDNUT	RF			Taluk Level	15	1096.48		
9	Ramanagara	Channapatna	VIRUPAKSHIPURA	Hobli	GROUNDNUT	RF			Taluk Level	15	1096.48		
10	Ramanagara	Channapatna	KASABA	Hobli	Horse Gram (kulthi/kultha)	RF	10	1219.62					
11	Ramanagara	Channapatna	MALURU	Hobli	Horse Gram (kulthi/kultha)	RF	10	1230.96					
12	Ramanagara	Channapatna	VIRUPAKSHIPURA	Hobli	Horse Gram (kulthi/kultha)	RF	10	1275.17					
13	Ramanagara	Channapatna	MALURU	Hobli	Maize (Makka)	IRR			Taluk Level	11	4469.95		
14	Ramanagara	Channapatna	VIRUPAKSHIPURA	Hobli	Maize (Makka)	IRR			Taluk Level	11	4469.95		
15	Ramanagara	Channapatna	KASABA	Hobli	Maize (Makka)	RF			Taluk Level	19	3648.14		
16	Ramanagara	Channapatna	MALURU	Hobli	Maize (Makka)	RF	10	4121.98					
17	Ramanagara	Channapatna	VIRUPAKSHIPURA	Hobli	Maize (Makka)	RF			Taluk Level	19	3648.14		
18	Ramanagara	Channapatna	KASABA	Hobli	PADDY	IRR	10	4755.88					
19	Ramanagara	Channapatna	MALURU	Hobli	PADDY	IRR	10	4337.62					

Government of Karnataka
Directorate of Economics and Statistics
Hobli Level Average Yield data for Kharif season 2019-20

S.N	District	Taluk	Insurance Unit (hobli/ GP)	GP/HO BLI	Crop	IRR RF	No CGE Conducted	Average Yield(Kg/Ha)	Name Of Higher Level	No CGE Conducted Higher	Higher average Yield(Kg/Ha)	Neighbouring Yield	Tech. based Yield
20	Ramanagara	Channapatna	VIRUPAKSHIPURA	Hobli	PADDY	IRR	10	4793.39					
21	Ramanagara	Channapatna	KASABA	Hobli	PADDY	RF			Taluk Level	2	1310.44		
22	Ramanagara	Channapatna	VIRUPAKSHIPURA	Hobli	PADDY	RF			Taluk Level	2	1310.44		
23	Ramanagara	Channapatna	VIRUPAKSHIPURA	Hobli	Pigeon pea (red gram/arhar/tur)	RF			Taluk Level	8	267.21		
24	Ramanagara	Channapatna	KASABA	Hobli	RAGI	IRR			Taluk Level	20	2701.87		
25	Ramanagara	Channapatna	MALURU	Hobli	RAGI	IRR	10	2513.69					
26	Ramanagara	Channapatna	VIRUPAKSHIPURA	Hobli	RAGI	IRR			Taluk Level	20	2701.87		
27	Ramanagara	Channapatna	VIRUPAKSHIPURA	Hobli	Red Chillies	IRR			Taluk Level	4	421.50		
28	Ramanagara	Channapatna	VIRUPAKSHIPURA	Hobli	Sesame (Gingelly/Til)/Sesamum	RF			Taluk Level	7	452.22		
29	Ramanagara	Channapatna	VIRUPAKSHIPURA	Hobli	Sugarcane	IRR	10	69969.20					
30	Ramanagara	Kanakpura	HAROHALLI	Hobli	Avare/Field bean	RF	10	1772.78					
31	Ramanagara	Kanakpura	KASABA	Hobli	Avare/Field bean	RF	10	1322.25					
32	Ramanagara	Kanakpura	KODIHALLI	Hobli	Avare/Field bean	RF			Taluk Level	52	1469.10		
33	Ramanagara	Kanakpura	MARALAVADI	Hobli	Avare/Field bean	RF			Taluk Level	52	1469.10		
34	Ramanagara	Kanakpura	SATANURU	Hobli	Avare/Field bean	RF			Taluk Level	52	1469.10		
35	Ramanagara	Kanakpura	UYYAMBALLI	Hobli	Avare/Field bean	RF	10	1759.29					
36	Ramanagara	Kanakpura	HAROHALLI	Hobli	Castor (Rehri, Rendi, Arandi)	RF			Taluk Level	33	916.07		
37	Ramanagara	Kanakpura	KASABA	Hobli	Castor (Rehri, Rendi, Arandi)	RF			Taluk Level	33	916.07		
38	Ramanagara	Kanakpura	MARALAVADI	Hobli	Castor (Rehri, Rendi, Arandi)	RF			Taluk Level	33	916.07		

Government of Karnataka
Directorate of Economics and Statistics
Hobli Level Average Yield data for Kharif season 2019-20

S.N	District	Taluk	Insurance Unit (hobli/ GP)	GP/HO BLI	Crop	IRR RF	No. CCE Conducted	Average Yield(Kg/Ha)	Name Of Higher Level	No. cce Conducted Higher	Higher average Yield(Kg/Ha)	Neighbouring Yield	Tech. based Yield
39	Ramanagara	Kanakpura	SATANURU	Hobli	Castor (Rehri, Rendi, Arandi)	RF	10	482.26					
40	Ramanagara	Kanakpura	HAROHALLI	Hobli	Cowpea/Alasande	RF			Taluk Level	35	1118.51		
41	Ramanagara	Kanakpura	KODIHALLI	Hobli	Cowpea/Alasande	RF			Taluk Level	35	1118.51		
42	Ramanagara	Kanakpura	MARALAVADI	Hobli	Cowpea/Alasande	RF			Taluk Level	35	1118.51		
43	Ramanagara	Kanakpura	SATANURU	Hobli	Cowpea/Alasande	RF			Taluk Level	35	1118.51		
44	Ramanagara	Kanakpura	UYYAMBALLI	Hobli	Cowpea/Alasande	RF			Taluk Level	35	1118.51		
45	Ramanagara	Kanakpura	KASABA	Hobli	GROUNDNUT	IRR			State Level	1009	1252.48		
46	Ramanagara	Kanakpura	KODIHALLI	Hobli	GROUNDNUT	IRR			State Level	1009	1252.48		
47	Ramanagara	Kanakpura	UYYAMBALLI	Hobli	GROUNDNUT	IRR			State Level	1009	1252.48		
48	Ramanagara	Kanakpura	HAROHALLI	Hobli	GROUNDNUT	RF	10	1147.51					
49	Ramanagara	Kanakpura	KASABA	Hobli	GROUNDNUT	RF	10	1849.33					
50	Ramanagara	Kanakpura	KODIHALLI	Hobli	GROUNDNUT	RF			Taluk Level	53	1617.37		
51	Ramanagara	Kanakpura	MARALAVADI	Hobli	GROUNDNUT	RF			Taluk Level	53	1617.37		
52	Ramanagara	Kanakpura	SATANURU	Hobli	GROUNDNUT	RF			Taluk Level	53	1617.37		
53	Ramanagara	Kanakpura	UYYAMBALLI	Hobli	GROUNDNUT	RF			Taluk Level	53	1617.37		
54	Ramanagara	Kanakpura	HAROHALLI	Hobli	Horse Gram (kulthi/kultha)	RF	10	855.78					
55	Ramanagara	Kanakpura	KODIHALLI	Hobli	Horse Gram (kulthi/kultha)	RF	10	705.03					
56	Ramanagara	Kanakpura	MARALAVADI	Hobli	Horse Gram (kulthi/kultha)	RF			Taluk Level	47	766.18		
57	Ramanagara	Kanakpura	SATANURU	Hobli	Horse Gram (kulthi/kultha)	RF	10	895.45					

Government of Karnataka
Directorate of Economics and Statistics
Hobli Level Average Yield data for Kharif season 2019-20

S.N	District	Taluk	Insurance Unit (hobli/ GP)	GP/HO BLI	Crop	IRR/RF	No_CCE Conducted	Average Yield(Kg/ Ha)	Name Of Higher Level	No_cce Conducted Higher	Higher average Yield(Kg/Ha)	Neighbouring Yield	Tech. based Yield
58	Ramanagara	Kanakpura	UYYAMBALLI	Hobli	Horse Gram (kulthi/kultha)	RF			Taluk Level	47	766.18		
59	Ramanagara	Kanakpura	KODIHALLI	Hobli	Maize (Makka)	IRR			Taluk Level	2	4095.70		
60	Ramanagara	Kanakpura	SATANURU	Hobli	Maize (Makka)	IRR			Taluk Level	2	4095.70		
61	Ramanagara	Kanakpura	KASABA	Hobli	Maize (Makka)	RF			Taluk Level	4	4577.17		
62	Ramanagara	Kanakpura	KODIHALLI	Hobli	Maize (Makka)	RF			Taluk Level	4	4577.17		
63	Ramanagara	Kanakpura	MARALAVADI	Hobli	Maize (Makka)	RF			Taluk Level	4	4577.17		
64	Ramanagara	Kanakpura	SATANURU	Hobli	Maize (Makka)	RF			Taluk Level	4	4577.17		
65	Ramanagara	Kanakpura	UYYAMBALLI	Hobli	Maize (Makka)	RF			Taluk Level	4	4577.17		
66	Ramanagara	Kanakpura	HAROHALLI	Hobli	PADDY	IRR	10	5029.17					
67	Ramanagara	Kanakpura	KASABA	Hobli	PADDY	IRR	10	5149.21					
68	Ramanagara	Kanakpura	KODIHALLI	Hobli	PADDY	IRR			Taluk Level	54	5016.33		
69	Ramanagara	Kanakpura	MARALAVADI	Hobli	PADDY	IRR	10	5307.43					
70	Ramanagara	Kanakpura	SATANURU	Hobli	PADDY	IRR	10	5698.53					
71	Ramanagara	Kanakpura	UYYAMBALLI	Hobli	PADDY	IRR	10	3982.96					
72	Ramanagara	Kanakpura	HAROHALLI	Hobli	PADDY	RF			District Level	2	1310.44		
73	Ramanagara	Kanakpura	KODIHALLI	Hobli	PADDY	RF			District Level	2	1310.44		
74	Ramanagara	Kanakpura	MARALAVADI	Hobli	PADDY	RF			District Level	2	1310.44		
75	Ramanagara	Kanakpura	UYYAMBALLI	Hobli	PADDY	RF			District Level	2	1310.44		
76	Ramanagara	Kanakpura	HAROHALLI	Hobli	Pigeon pea (red gram/arhar/tur)	RF	10	507.95					

Government of Karnataka
Directorate of Economics and Statistics
Hobli Level Average Yield data for Kharif season 2019-20

S.N	District	Taluk	Insurance Unit (hobli/ GP)	GP/HO BLI	Crop	IRR- RF	No_CCE Conducted	Average Yield(Kg/ Ha)	Name Of Higher Level	No_cce Conducted Higher	Higher average Yield(Kg/Ha)	Neighbouring Yield	Tech-based Yield
77	Ramanagara	Kanakpura	KASABA	Hobli	Pigeon pea (red gram/arhar/tur)	RF	10	861.72					
78	Ramanagara	Kanakpura	KODIHALLI	Hobli	Pigeon pea (red gram/arhar/tur)	RF			Taluk Level	55	773.07		
79	Ramanagara	Kanakpura	MARALAVADI	Hobli	Pigeon pea (red gram/arhar/tur)	RF			Taluk Level	55	773.07		
80	Ramanagara	Kanakpura	SATANURU	Hobli	Pigeon pea (red gram/arhar/tur)	RF	10	862.76					
81	Ramanagara	Kanakpura	UYYAMBALLI	Hobli	Pigeon pea (red gram/arhar/tur)	RF	10	682.70					
82	Ramanagara	Kanakpura	MARALAVADI	Hobli	RAGI	IRR			Taluk Level	10	4247.67		
83	Ramanagara	Kanakpura	SATANURU	Hobli	RAGI	IRR			Taluk Level	10	4247.67		
84	Ramanagara	Kanakpura	KODIHALLI	Hobli	Red Chillies	RF			Taluk Level	18	963.33		
85	Ramanagara	Kanakpura	UYYAMBALLI	Hobli	Red Chillies	RF	10	1068.24					
86	Ramanagara	Kanakpura	HAROHALLI	Hobli	Sesame (Gingelly/Til)/Sesamum	RF			Taluk Level	41	323.57		
87	Ramanagara	Kanakpura	KASABA	Hobli	Sesame (Gingelly/Til)/Sesamum	RF			Taluk Level	41	323.57		
88	Ramanagara	Kanakpura	KODIHALLI	Hobli	Sesame (Gingelly/Til)/Sesamum	RF			Taluk Level	41	323.57		
89	Ramanagara	Kanakpura	MARALAVADI	Hobli	Sesame (Gingelly/Til)/Sesamum	RF			Taluk Level	41	323.57		
90	Ramanagara	Kanakpura	SATANURU	Hobli	Sesame (Gingelly/Til)/Sesamum	RF			Taluk Level	41	323.57		
91	Ramanagara	Kanakpura	UYYAMBALLI	Hobli	Sesame (Gingelly/Til)/Sesamum	RF	10	283.00					
92	Ramanagara	Magadi	KASABA	Hobli	Avare/Field bean	RF			Taluk Level	39	1074.62		
93	Ramanagara	Magadi	KUDURU	Hobli	Avare/Field bean	RF			Taluk Level	39	1074.62		
94	Ramanagara	Magadi	MADABAL	Hobli	Avare/Field bean	RF			Taluk Level	39	1074.62		
95	Ramanagara	Magadi	SOLURU	Hobli	Avare/Field bean	RF			Taluk Level	39	1074.62		

Government of Karnataka
Directorate of Economics and Statistics
Hobli Level Average Yield data for Kharif season 2019-20

S.N	District	Taluk	Insurance Unit (Hobli/ GP)	GP/HO BLI	Crop	IRR - RF	No. CCE Conducted	Average Yield(Kg/ Ha)	Name Of Higher Level	No. cce Conducted Higher	Higher average Yield(Kg/Ha)	Neighbouring Yield	Tech based Yield
96	Ramanagara	Magadi	TIPPASANDRA	Hobli	Avare/Field bean	RF	10	711.46					
97	Ramanagara	Magadi	KASABA	Hobli	Castor (Rehri, Rendi, Arandi)	RF	10	1497.19					
98	Ramanagara	Magadi	MADABAL	Hobli	Castor (Rehri, Rendi, Arandi)	RF	10	327.25					
99	Ramanagara	Magadi	SOLURU	Hobli	Castor (Rehri, Rendi, Arandi)	RF	10	694.39					
100	Ramanagara	Magadi	KASABA	Hobli	Cowpea/Alasande	RF			Taluk Level	25	894.33		
101	Ramanagara	Magadi	KUDURU	Hobli	Cowpea/Alasande	RF			Taluk Level	25	894.33		
102	Ramanagara	Magadi	MADABAL	Hobli	Cowpea/Alasande	RF			Taluk Level	25	894.33		
103	Ramanagara	Magadi	SOLURU	Hobli	Cowpea/Alasande	RF			Taluk Level	25	894.33		
104	Ramanagara	Magadi	TIPPASANDRA	Hobli	Cowpea/Alasande	RF			Taluk Level	25	894.33		
105	Ramanagara	Magadi	KASABA	Hobli	Horse Gram (kulthi/kultha)	RF			Taluk Level	47	972.66		
106	Ramanagara	Magadi	KUDURU	Hobli	Horse Gram (kulthi/kultha)	RF			Taluk Level	47	972.66		
107	Ramanagara	Magadi	MADABAL	Hobli	Horse Gram (kulthi/kultha)	RF	10	627.84					
108	Ramanagara	Magadi	SOLURU	Hobli	Horse Gram (kulthi/kultha)	RF	10	1392.48					
109	Ramanagara	Magadi	TIPPASANDRA	Hobli	Horse Gram (kulthi/kultha)	RF	10	895.70					
110	Ramanagara	Magadi	KASABA	Hobli	Maize (Makka)	RF			Taluk Level	2	6736.51		
111	Ramanagara	Magadi	KUDURU	Hobli	Maize (Makka)	RF			Taluk Level	2	6736.51		
112	Ramanagara	Magadi	MADABAL	Hobli	Maize (Makka)	RF			Taluk Level	2	6736.51		
113	Ramanagara	Magadi	SOLURU	Hobli	Maize (Makka)	RF			Taluk Level	2	6736.51		
114	Ramanagara	Magadi	KASABA	Hobli	PADDY	IRR			Taluk Level	42	5434.00		

Government of Karnataka
Directorate of Economics and Statistics
Hobli Level Average Yield data for Kharif season 2019-20

S.N	District	Taluk	Insurance Unit (hobli/ GP)	GP/HO BLI	Crop	IRR RF	No. CCE Conducted	Average Yield(Kg/Ha)	Name Of Higher Level	No. cce Conducted Higher	Higher average Yield(Kg/Ha)	Neighbouring Yield	Tech. based Yield
115	Ramanagara	Magadi	KUDURU	Hobli	PADDY	IRR			Taluk Level	42	5434.00		
116	Ramanagara	Magadi	MADABAL	Hobli	PADDY	IRR	10	6226.71					
117	Ramanagara	Magadi	SOLURU	Hobli	PADDY	IRR			Taluk Level	42	5434.00		
118	Ramanagara	Magadi	TIPPASANDRA	Hobli	PADDY	IRR			Taluk Level	42	5434.00		
119	Ramanagara	Magadi	KASABA	Hobli	Pigeon pea (red gram/arhar/tur)	RF	10	504.58					
120	Ramanagara	Magadi	KUDURU	Hobli	Pigeon pea (red gram/arhar/tur)	RF	10	523.59					
121	Ramanagara	Magadi	MADABAL	Hobli	Pigeon pea (red gram/arhar/tur)	RF	10	633.74					
122	Ramanagara	Magadi	SOLURU	Hobli	Pigeon pea (red gram/arhar/tur)	RF	10	606.51					
123	Ramanagara	Magadi	TIPPASANDRA	Hobli	Pigeon pea (red gram/arhar/tur)	RF	10	860.47					
124	Ramanagara	Magadi	KASABA	Hobli	RAGI	IRR			Taluk Level	8	3243.87		
125	Ramanagara	Magadi	KUDURU	Hobli	Red Chillies	IRR			Taluk Level	5	1031.73		
126	Ramanagara	Ramanagara	BIDADI	Hobli	Avare/Field bean	RF			Taluk Level	36	1085.97		
127	Ramanagara	Ramanagara	KAILANCHA	Hobli	Avare/Field bean	RF	10	605.69					
128	Ramanagara	Ramanagara	KASABA1	Hobli	Avare/Field bean	RF			Taluk Level	36	1085.97		
129	Ramanagara	Ramanagara	KASABA2	Hobli	Avare/Field bean	RF			Taluk Level	36	1085.97		
130	Ramanagara	Ramanagara	KUTAGALA	Hobli	Avare/Field bean	RF	10	998.90					
131	Ramanagara	Ramanagara	BIDADI	Hobli	Cowpea/Alasande	RF	10	501.04					
132	Ramanagara	Ramanagara	KAILANCHA	Hobli	Cowpea/Alasande	RF	10	843.78					
133	Ramanagara	Ramanagara	BIDADI	Hobli	GROUNDNUT	RF	10	1141.11					

Government of Karnataka
Directorate of Economics and Statistics
Hobli Level Average Yield data for Kharif season 2019-20

S.N	District	Taluk	Insurance Unit (hobli/ GP)	GP/HO BLI	Crop	IRR RF	No_CGE_Conducted	Average Yield(Kg/Ha)	Name_Of_Higher_Level	No_cce_Conducted_Higher	Higher average Yield(Kg/Ha)	Neighbouring Yield	Tech. based Yield
134	Ramanagara	Ramanagara	KAILANCHA	Hobli	GROUNDNUT	RF			Taluk Level	18	980.71		
135	Ramanagara	Ramanagara	KASABA	Hobli	GROUNDNUT	RF			Taluk Level	18	980.71		
136	Ramanagara	Ramanagara	KASABA1	Hobli	GROUNDNUT	RF			Taluk Level	18	980.71		
137	Ramanagara	Ramanagara	KASABA2	Hobli	GROUNDNUT	RF			Taluk Level	18	980.71		
138	Ramanagara	Ramanagara	BIDADI	Hobli	Horse Gram (kulthi/kultha)	RF			Taluk Level	39	1169.79		
139	Ramanagara	Ramanagara	KAILANCHA	Hobli	Horse Gram (kulthi/kultha)	RF	10	1365.28					
140	Ramanagara	Ramanagara	KASABA	Hobli	Horse Gram (kulthi/kultha)	RF	10	1245.13					
141	Ramanagara	Ramanagara	KASABA1	Hobli	Horse Gram (kulthi/kultha)	RF	10	1245.13					
142	Ramanagara	Ramanagara	KASABA2	Hobli	Horse Gram (kulthi/kultha)	RF	10	1245.13					
143	Ramanagara	Ramanagara	KUTAGALA	Hobli	Horse Gram (kulthi/kultha)	RF	10	1031.85					
144	Ramanagara	Ramanagara	BIDADI	Hobli	Maize (Makka)	IRR			District Level	13	4412.37		
145	Ramanagara	Ramanagara	BIDADI	Hobli	Maize (Makka)	RF			District Level	25	4043.86		
146	Ramanagara	Ramanagara	KAILANCHA	Hobli	Maize (Makka)	RF			District Level	25	4043.86		
147	Ramanagara	Ramanagara	KUTAGALA	Hobli	Maize (Makka)	RF			District Level	25	4043.86		
148	Ramanagara	Ramanagara	BIDADI	Hobli	PADDY	IRR			Taluk Level	35	5016.34		
149	Ramanagara	Ramanagara	KAILANCHA	Hobli	PADDY	IRR			Taluk Level	35	5016.34		
150	Ramanagara	Ramanagara	KASABA	Hobli	PADDY	IRR	10	6113.51					
151	Ramanagara	Ramanagara	KASABA1	Hobli	PADDY	IRR	10	6113.51					
152	Ramanagara	Ramanagara	KASABA2	Hobli	PADDY	IRR	10	6113.51					

Government of Karnataka
Directorate of Economics and Statistics
Hobli Level Average Yield data for Kharif season 2019-20

S.N	District	Taluk	Insurance Unit (hobli/ GP)	GP/HO BLI	Crop	IRR_RF	No_CCE_Conducted	Average Yield(Kg/ Ha)	Name_Of_Higher_Level	No_cce_Conducted_Higher	Higher average Yield(Kg/Ha)	Neighbouring Yield	Tech. based Yield
153	Ramanagara	Ramanagara	KUTAGALA	Hobli	PADDY	IRR	10	5688.73					
154	Ramanagara	Ramanagara	BIDADI	Hobli	PADDY	RF			District Level	2	1310.44		
155	Ramanagara	Ramanagara	BIDADI	Hobli	Pigeon pea (red gram/arhar/tur)	RF	10	416.81					
156	Ramanagara	Ramanagara	KAILANCHA	Hobli	Pigeon pea (red gram/arhar/tur)	RF	10	1972.80					
157	Ramanagara	Ramanagara	KASABA	Hobli	Pigeon pea (red gram/arhar/tur)	RF	10	565.13					
158	Ramanagara	Ramanagara	KASABA1	Hobli	Pigeon pea (red gram/arhar/tur)	RF	10	565.13					
159	Ramanagara	Ramanagara	KASABA2	Hobli	Pigeon pea (red gram/arhar/tur)	RF	10	565.13					
160	Ramanagara	Ramanagara	KUTAGALA	Hobli	Pigeon pea (red gram/arhar/tur)	RF	10	731.75					
161	Ramanagara	Ramanagara	BIDADI	Hobli	RAGI	IRR	10	2569.64					
162	Ramanagara	Ramanagara	KAILANCHA	Hobli	RAGI	IRR			Taluk Level	32	2601.18		
163	Ramanagara	Ramanagara	KASABA	Hobli	RAGI	IRR			Taluk Level	32	2601.18		
164	Ramanagara	Ramanagara	KASABA1	Hobli	RAGI	IRR			Taluk Level	32	2601.18		
165	Ramanagara	Ramanagara	KASABA2	Hobli	RAGI	IRR			Taluk Level	32	2601.18		
166	Ramanagara	Ramanagara	KUTAGALA	Hobli	RAGI	IRR	10	3026.73					
167	Ramanagara	Ramanagara	KAILANCHA	Hobli	Sesame (Gingelly/Til)/Sesamum	RF	10	377.59					


Director

Directorate of Economics and Statistics



Government of Karnataka
Directorate of Economics and Statistics
Hobli Level Average Yield data for Kharif season 2019-20

S.N	District	Taluk	Insurance Unit (hobli/ GP)	GP/HO BLI	Crop	IRR_RF	No_CCE_Conducted	Average Yield(Kg/Ha)	Name_Of_Higher_Level	No_cce Conducted_Higher	Higher average Yield(Kg/Ha)	Neighbouring Yield	Tech. based Yield
1	Shivamogga	Bhadravathi	KASABA AIAI	Hobli	RAGI	RF	10	2228.87					
2	Shivamogga	Bhadravathi	KUDLIGERE	Hobli	RAGI	RF	10	976.50					
3	Shivamogga	Bhadravathi	KASABA AI	Hobli	Sugarcane	IRR	10	115709.76					
4	Shivamogga	Bhadravathi	KASABA AIAI	Hobli	Sugarcane	IRR	10	106722.00					
5	Shivamogga	Bhadravathi	KUDLIGERE	Hobli	Sugarcane	IRR	10	113278.04					
6	Shivamogga	Shikaripura	ANJANAPURA	Hobli	RAGI	RF					1457.00		Y
7	Shivamogga	Shikaripura	HOSURU	Hobli	RAGI	RF	10	2039.65					
8	Shivamogga	Shikaripura	TALAGUNDA	Hobli	RAGI	RF					995.00		Y
9	Shivamogga	Shikaripura	HOSURU	Hobli	Sorghum (Jowar/Great Millet)	RF					2691.00		Y
10	Shivamogga	Shivamogga	HARANAHALLI	Hobli	RAGI	RF	10	1420.18					
11	Shivamogga	Shivamogga	HOLALURUAI	Hobli	RAGI	RF	10	1671.15					
12	Shivamogga	Shivamogga	KASABAAI	Hobli	RAGI	RF			Taluk Level	44	1737.52		
13	Shivamogga	Shivamogga	KASABAAIAI	Hobli	RAGI	RF	10	2390.21					
14	Shivamogga	Shivamogga	KUNSI	Hobli	RAGI	RF	10	1344.89					
15	Shivamogga	Shivamogga	NIDIGEAI	Hobli	RAGI	RF			Taluk Level	44	1737.52		
16	Shivamogga	Sorab	ANAVATTI	Hobli	RAGI	RF	10	1172.47					


 Director
 Directorate of Economics and Statistics



Government of Karnataka
Directorate of Economics and Statistics
Hobli Level Average Yield data for Kharif season 2019-20

S.N	District	Taluk	Insurance Unit (hobli/ GP)	GP/HO BLI	Crop	IRR-RF	No_CCE_Conducted	Average Yield(Kg/Ha)	Name_Of_Higher_Level	No_cce_Conducted_Higher	Higher average Yield(Kg/Ha)	Neighbouring Yield	Tech. based Yield
1	Tumakuru	Chiknayakanahalli	HANDANAKERE	Hobli	Cowpea/Alasande	RF			Taluk Level	23	197.10		
2	Tumakuru	Chiknayakanahalli	HULIYARU	Hobli	Cowpea/Alasande	RF			Taluk Level	23	197.10		
3	Tumakuru	Chiknayakanahalli	KANDIKERE	Hobli	Cowpea/Alasande	RF			Taluk Level	23	197.10		
4	Tumakuru	Chiknayakanahalli	KASABA	Hobli	Cowpea/Alasande	RF			Taluk Level	23	197.10		
5	Tumakuru	Chiknayakanahalli	HANDANAKERE	Hobli	Green Gram (Moong Bean/ Moong)	RF	10	213.69					
6	Tumakuru	Chiknayakanahalli	HULIYARU	Hobli	Green Gram (Moong Bean/ Moong)	RF	10	398.58					
7	Tumakuru	Chiknayakanahalli	KANDIKERE	Hobli	Green Gram (Moong Bean/ Moong)	RF	10	186.23					
8	Tumakuru	Chiknayakanahalli	KASABA	Hobli	Green Gram (Moong Bean/ Moong)	RF			Taluk Level	42	239.28		
9	Tumakuru	Chiknayakanahalli	SHETTIKERE	Hobli	Green Gram (Moong Bean/ Moong)	RF			Taluk Level	42	239.28		
10	Tumakuru	Chiknayakanahalli	HANDANAKERE	Hobli	Horse Gram (kulthi/kultha)	RF	10	599.61					
11	Tumakuru	Chiknayakanahalli	HULIYARU	Hobli	Horse Gram (kulthi/kultha)	RF	10	879.58					
12	Tumakuru	Chiknayakanahalli	KANDIKERE	Hobli	Horse Gram (kulthi/kultha)	RF	10	981.59					
13	Tumakuru	Chiknayakanahalli	KASABA	Hobli	Horse Gram (kulthi/kultha)	RF	10	784.65					
14	Tumakuru	Chiknayakanahalli	SHETTIKERE	Hobli	Horse Gram (kulthi/kultha)	RF	10	776.21					
15	Tumakuru	Chiknayakanahalli	HULIYARU	Hobli	Navane	RF			Taluk Level	8	486.80		
16	Tumakuru	Chiknayakanahalli	HULIYARU	Hobli	Onion	IRR			Taluk Level	6	12580.00		
17	Tumakuru	Chiknayakanahalli	HULIYARU	Hobli	Pearl Millet (Bajra/Bulrush Millet/Spiked Millet)	RF			Taluk Level	4	522.39		
18	Tumakuru	Chiknayakanahalli	HULIYARU	Hobli	RAGI	IRR			Taluk Level	6	2001.75		

Government of Karnataka
Directorate of Economics and Statistics
Hobli Level Average Yield data for Kharif season 2019-20

S.N	District	Taluk	Insurance Unit (hobli/ GP)	GP/HO BLI	Crop	IRR RF	No_CCE Conducted	Average Yield(Kg/ Ha)	Name Of Higher Level	No_cce Conducted Higher	Higher average Yield(Kg/Ha)	Neighbouring Yield	Tech based Yield
19	Tumakuru	Chiknayakanahalli	HANDANAKERE	Hobli	Red Chillies	RF			Taluk Level	18	936.71		
20	Tumakuru	Chiknayakanahalli	HULIYARU	Hobli	Red Chillies	RF	10	1215.51					
21	Tumakuru	Chiknayakanahalli	HANDANAKERE	Hobli	Save	RF			Taluk Level	29	1855.63		
22	Tumakuru	Chiknayakanahalli	HULIYARU	Hobli	Save	RF	10	2089.51					
23	Tumakuru	Chiknayakanahalli	SHETTIKERE	Hobli	Save	RF	10	1512.30					
24	Tumakuru	Chiknayakanahalli	HULIYARU	Hobli	Tomato	NS			Taluk Level	6	8965.56		
25	Tumakuru	Gubbi	NITTURU	Hobli	Cowpea/Alasande	RF			Taluk Level	7	497.64		
26	Tumakuru	Gubbi	CS PURA	Hobli	Green Gram (Moong Bean/ Moong)	RF			Taluk Level	14	41.27		
27	Tumakuru	Gubbi	CHELURU	Hobli	Green Gram (Moong Bean/ Moong)	RF			Taluk Level	14	41.27		
28	Tumakuru	Gubbi	HAGALAVADI	Hobli	Green Gram (Moong Bean/ Moong)	RF			Taluk Level	14	41.27		
29	Tumakuru	Gubbi	KADABA	Hobli	Green Gram (Moong Bean/ Moong)	RF			Taluk Level	14	41.27		
30	Tumakuru	Gubbi	NITTURU	Hobli	Green Gram (Moong Bean/ Moong)	RF			Taluk Level	14	41.27		
31	Tumakuru	Gubbi	CS PURA	Hobli	Horse Gram (kulthi/kultha)	RF	10	597.91					
32	Tumakuru	Gubbi	CHELURU	Hobli	Horse Gram (kulthi/kultha)	RF	10	780.69					
33	Tumakuru	Gubbi	HAGALAVADI	Hobli	Horse Gram (kulthi/kultha)	RF	10	870.51					
34	Tumakuru	Gubbi	KADABA	Hobli	Horse Gram (kulthi/kultha)	RF	10	847.34					
35	Tumakuru	Gubbi	KASABA	Hobli	Horse Gram (kulthi/kultha)	RF	10	686.44					
36	Tumakuru	Gubbi	NITTURU	Hobli	Horse Gram (kulthi/kultha)	RF			Taluk Level	59	758.74		
37	Tumakuru	Gubbi	HAGALAVADI	Hobli	Pigeon pea (red gram/arhar/tur)	RF	10	294.53					

Government of Karnataka
Directorate of Economics and Statistics
Hobli Level Average Yield data for Kharif season 2019-20

S-N	District	Taluk	Insurance Unit (hobli/ GP)	GP/HO BLI	Crop	IRR RF	No_CCE Conducted	Average Yield(Kg/Ha)	Name_Of_Higher_Level	No_cce Conducted_Higher	Higher average Yield(Kg/Ha)	Neighbouring Yield	Tech-based Yield
38	Tumakuru	Gubbi	NITTURU	Hobli	Pigeon pea (red gram/arhar/tur)	RF	10	317.11					
39	Tumakuru	Koratagere	CHANNARAYANADURGA	Hobli	Horse Gram (kulthi/kultha)	RF	10	901.40					
40	Tumakuru	Koratagere	HOLAVANAHALLI	Hobli	Horse Gram (kulthi/kultha)	RF			Taluk Level	38	708.20		
41	Tumakuru	Koratagere	KASABA	Hobli	Horse Gram (kulthi/kultha)	RF	10	775.87					
42	Tumakuru	Koratagere	KOLALA	Hobli	Horse Gram (kulthi/kultha)	RF	10	548.61					
43	Tumakuru	Koratagere	CHANNARAYANADURGA	Hobli	Pigeon pea (red gram/arhar/tur)	RF	10	232.89					
44	Tumakuru	Koratagere	HOLAVANAHALLI	Hobli	Pigeon pea (red gram/arhar/tur)	RF	10	179.39					
45	Tumakuru	Koratagere	KASABA	Hobli	Pigeon pea (red gram/arhar/tur)	RF	10	245.17					
46	Tumakuru	Koratagere	CHANNARAYANADURGA	Hobli	RAGI	IRR	10	2905.49					
47	Tumakuru	Koratagere	HOLAVANAHALLI	Hobli	RAGI	IRR			Taluk Level	28	2702.73		
48	Tumakuru	Koratagere	KASABA	Hobli	RAGI	IRR	10	2419.85					
49	Tumakuru	Koratagere	CHANNARAYANADURGA	Hobli	RAGI	RF	10	1768.90					
50	Tumakuru	Koratagere	HOLAVANAHALLI	Hobli	RAGI	RF	10	1527.85					
51	Tumakuru	Koratagere	KASABA	Hobli	RAGI	RF	10	1590.66					
52	Tumakuru	Koratagere	KOLALA	Hobli	RAGI	RF	10	1988.45					
53	Tumakuru	Kunigal	AMRUTTURU	Hobli	Black Gram (urd bean)	RF			Taluk Level	7	296.64		
54	Tumakuru	Kunigal	HULIYURU DURGA	Hobli	Cowpea/Alasande	RF	10	360.58					
55	Tumakuru	Kunigal	AMRUTTURU	Hobli	Green Gram (Moong Bean/ Moong)	RF			Taluk Level	20	176.97		
56	Tumakuru	Kunigal	HUTRIDURGA	Hobli	Green Gram (Moong Bean/ Moong)	RF			Taluk Level	20	176.97		

Government of Karnataka
Directorate of Economics and Statistics
Hobli Level Average Yield data for Kharif season 2019-20

S-N	District	Taluk	Insurance Unit (hobli/ GP)	GP/HO BLI	Crop	IRR RF	No_CCE Conducted	Average Yield(Kg/ Ha)	Name_Of_Higher_Level	No_cce Conducted_Higher	Higher average Yield(Kg/Ha)	Neighbouring Yield	Tech-based Yield
57	Tumakuru	Kunigal	KOTTAGERE	Hobli	Green Gram (Moong Bean/ Moong)	RF	10	230.24					
58	Tumakuru	Kunigal	YADIYURU	Hobli	Green Gram (Moong Bean/ Moong)	RF			Taluk Level	20	176.97		
59	Tumakuru	Kunigal	AMRUTTURU	Hobli	Horse Gram (kulthi/kultha)	RF	10	809.13					
60	Tumakuru	Kunigal	HULIYURU DURGA	Hobli	Horse Gram (kulthi/kultha)	RF	10	1294.84					
61	Tumakuru	Kunigal	HUTRIDURGA	Hobli	Horse Gram (kulthi/kultha)	RF	10	1056.42					
62	Tumakuru	Kunigal	KASABA	Hobli	Horse Gram (kulthi/kultha)	RF	10	1160.04					
63	Tumakuru	Kunigal	KOTTAGERE	Hobli	Horse Gram (kulthi/kultha)	RF	10	843.41					
64	Tumakuru	Kunigal	YADIYURU	Hobli	Horse Gram (kulthi/kultha)	RF	10	944.83					
65	Tumakuru	Kunigal	YADIYURU	Hobli	Maize (Makka)	IRR			District Level	148	4100.14		
66	Tumakuru	Kunigal	YADIYURU	Hobli	Maize (Makka)	RF			District Level	256	2133.97		
67	Tumakuru	Kunigal	AMRUTTURU	Hobli	Pigeon pea (red gram/arhar/tur)	RF	10	683.16					
68	Tumakuru	Kunigal	HULIYURU DURGA	Hobli	Pigeon pea (red gram/arhar/tur)	RF	10	816.74					
69	Tumakuru	Kunigal	HUTRIDURGA	Hobli	Pigeon pea (red gram/arhar/tur)	RF	10	961.39					
70	Tumakuru	Kunigal	AMRUTTURU	Hobli	RAGI	IRR	10	1831.77					
71	Tumakuru	Kunigal	HULIYURU DURGA	Hobli	RAGI	IRR			Taluk Level	30	1778.61		
72	Tumakuru	Kunigal	HUTRIDURGA	Hobli	RAGI	IRR			Taluk Level	30	1778.61		
73	Tumakuru	Kunigal	KASABA	Hobli	RAGI	IRR			Taluk Level	30	1778.61		
74	Tumakuru	Kunigal	KOTTAGERE	Hobli	RAGI	IRR			Taluk Level	30	1778.61		
75	Tumakuru	Kunigal	YADIYURU	Hobli	RAGI	IRR	10	1274.89					

Government of Karnataka
Directorate of Economics and Statistics
Hobli Level Average Yield data for Kharif season 2019-20

S.N	District	Taluk	Insurance Unit (hobli/ GP)	GP/HO BLI	Crop	IRR RF	No. CCE Conducted	Average Yield(Kg/ Ha)	Name Of Higher Level	No. cce Conducted Higher	Higher average Yield(Kg/Ha)	Neighbouring Yield	Tech. based Yield
76	Tumakuru	Kunigal	AMRUTTURU	Hobli	Sesame (Gingelly/Til)/Sesamum	RF	10	1147.24					
77	Tumakuru	Kunigal	YADIYURU	Hobli	Sesame (Gingelly/Til)/Sesamum	RF			Taluk Level	14	1043.87		
78	Tumakuru	Kunigal	AMRUTTURU	Hobli	Sugarcane	IRR	10	126366.08					
79	Tumakuru	Kunigal	HULIYURU DURGA	Hobli	Sugarcane	IRR			Taluk Level	18	124500.98		
80	Tumakuru	Kunigal	KOTTAGERE	Hobli	Tomato	NS	10	4728.67					
81	Tumakuru	Madhugiri	AI D HALLI	Hobli	GROUNDNUT	IRR	10	1514.22					
82	Tumakuru	Madhugiri	DODDERI	Hobli	GROUNDNUT	IRR	10	1475.57					
83	Tumakuru	Madhugiri	KASABA	Hobli	GROUNDNUT	IRR	10	1872.19					
84	Tumakuru	Madhugiri	AI D HALLI	Hobli	Horse Gram (kulthi/kultha)	RF	10	510.44					
85	Tumakuru	Madhugiri	DODDERI	Hobli	Horse Gram (kulthi/kultha)	RF	10	584.86					
86	Tumakuru	Madhugiri	KASABA	Hobli	Horse Gram (kulthi/kultha)	RF	10	529.90					
87	Tumakuru	Madhugiri	KODIGENAHALLI	Hobli	Horse Gram (kulthi/kultha)	RF	10	500.82					
88	Tumakuru	Madhugiri	MIDIGESHI	Hobli	Horse Gram (kulthi/kultha)	RF	10	418.82					
89	Tumakuru	Madhugiri	PURAVARA	Hobli	Horse Gram (kulthi/kultha)	RF	10	620.75					
90	Tumakuru	Madhugiri	AI D HALLI	Hobli	RAGI	IRR	10	2224.54					
91	Tumakuru	Madhugiri	DODDERI	Hobli	RAGI	IRR	10	2280.98					
92	Tumakuru	Madhugiri	KASABA	Hobli	RAGI	IRR	10	2027.72					
93	Tumakuru	Madhugiri	MIDIGESHI	Hobli	RAGI	IRR			Taluk Level	45	2087.47		
94	Tumakuru	Madhugiri	PURAVARA	Hobli	RAGI	IRR			Taluk Level	45	2087.47		

Government of Karnataka
Directorate of Economics and Statistics
Hobli Level Average Yield data for Kharif season 2019-20

S.N	District	Taluk	Insurance Unit (Hobli/ GP)	GP/HO BLI	Crop	IRR- RF	No. CCE Conducted	Average Yield(Kg/ Ha)	Name Of Higher Level	No. cce Conducted Higher	Higher average Yield(Kg/Ha)	Neighbouring Yield	Tech. based Yield
95	Tumakuru	Madhugiri	AI D HALLI	Hobli	RAGI	RF	10	1478.54					
96	Tumakuru	Madhugiri	DODDERI	Hobli	RAGI	RF	10	1355.86					
97	Tumakuru	Madhugiri	KASABA	Hobli	RAGI	RF	10	1524.87					
98	Tumakuru	Madhugiri	KODIGENAHALLI	Hobli	RAGI	RF	10	1397.45					
99	Tumakuru	Madhugiri	MIDIGESHI	Hobli	RAGI	RF	10	1630.50					
100	Tumakuru	Madhugiri	PURAVARA	Hobli	RAGI	RF	10	2059.51					
101	Tumakuru	Madhugiri	AI D HALLI	Hobli	Red Chillies	IRR	10	2032.87					
102	Tumakuru	Madhugiri	KODIGENAHALLI	Hobli	Red Chillies	IRR	10	2432.56					
103	Tumakuru	Madhugiri	PURAVARA	Hobli	Red Chillies	IRR	10	1687.32					
104	Tumakuru	Pavagada	KASABA	Hobli	COTTON	IRR			Taluk Level	10	309.07		
105	Tumakuru	Pavagada	Y N HOSAKOTE	Hobli	COTTON	IRR			Taluk Level	10	309.07		
106	Tumakuru	Pavagada	KASABA	Hobli	Horse Gram (kulthi/kultha)	RF	10	556.08					
107	Tumakuru	Pavagada	NAGALAMADIKE	Hobli	Horse Gram (kulthi/kultha)	RF	10	588.28					
108	Tumakuru	Pavagada	NIDAGAL HOBALI	Hobli	Horse Gram (kulthi/kultha)	RF	10	852.94					
109	Tumakuru	Pavagada	Y N HOSAKOTE	Hobli	Horse Gram (kulthi/kultha)	RF	10	644.95					
110	Tumakuru	Pavagada	KASABA	Hobli	RAGI	IRR			Taluk Level	23	2054.97		
111	Tumakuru	Pavagada	NAGALAMADIKE	Hobli	RAGI	IRR			Taluk Level	23	2054.97		
112	Tumakuru	Pavagada	NIDAGAL HOBALI	Hobli	RAGI	IRR			Taluk Level	23	2054.97		
113	Tumakuru	Pavagada	Y N HOSAKOTE	Hobli	RAGI	IRR			Taluk Level	23	2054.97		

Government of Karnataka
Directorate of Economics and Statistics
Hobli Level Average Yield data for Kharif season 2019-20

S.N	District	Taluk	Insurance Unit (hobli/ GP)	GP/HO BLI	Crop	IRR RF	No. OCE Conducted	Average Yield(Kg/ Ha)	Name Of Higher Level	No. oce Conducted Higher	Higher average Yield(Kg/Ha)	Neighbouring Yield	Tech. based Yield
114	Tumakuru	Pavagada	KASABA	Hobli	Red Chillies	IRR	10	819.14					
115	Tumakuru	Pavagada	KASABA	Hobli	SUNFLOWER	IRR			State Level	778	1087.19		
116	Tumakuru	Pavagada	NAGALAMADIKE	Hobli	SUNFLOWER	IRR			State Level	778	1087.19		
117	Tumakuru	Pavagada	NAGALAMADIKE	Hobli	SUNFLOWER	RF			District Level	4	900.11		
118	Tumakuru	Sira	GOWDAGERE	Hobli	COTTON	IRR			Taluk Level	16	419.17		
119	Tumakuru	Sira	HULIKUNTE	Hobli	COTTON	IRR			Taluk Level	16	419.17		
120	Tumakuru	Sira	KASABA	Hobli	COTTON	IRR			Taluk Level	16	419.17		
121	Tumakuru	Sira	BUKKAPATTANA	Hobli	COTTON	RF			Taluk Level	6	213.66		
122	Tumakuru	Sira	BUKKAPATTANA	Hobli	Horse Gram (kulthi/kultha)	RF	10	446.59					
123	Tumakuru	Sira	GOWDAGERE	Hobli	Horse Gram (kulthi/kultha)	RF			Taluk Level	46	550.10		
124	Tumakuru	Sira	HULIKUNTE	Hobli	Horse Gram (kulthi/kultha)	RF			Taluk Level	46	550.10		
125	Tumakuru	Sira	KALLAMBELLA	Hobli	Horse Gram (kulthi/kultha)	RF	10	557.90					
126	Tumakuru	Sira	KASABA	Hobli	Horse Gram (kulthi/kultha)	RF	10	625.40					
127	Tumakuru	Sira	BUKKAPATTANA	Hobli	Navane	RF	10	358.04					
128	Tumakuru	Sira	GOWDAGERE	Hobli	Navane	RF			Taluk Level	18	284.48		
129	Tumakuru	Sira	BUKKAPATTANA	Hobli	Onion	IRR	10	6593.50					
130	Tumakuru	Sira	GOWDAGERE	Hobli	Onion	IRR	10	14332.00					
131	Tumakuru	Sira	HULIKUNTE	Hobli	Onion	IRR			Taluk Level	28	12058.77		
132	Tumakuru	Sira	BUKKAPATTANA	Hobli	Onion	RF			Taluk Level	8	5717.50		

Government of Karnataka
Directorate of Economics and Statistics
Hobli Level Average Yield data for Kharif season 2019-20

S.N	District	Taluk	Insurance Unit (hobli/ GP)	GP/HO BLI	Crop	IRR RF	No_CCE Conducted	Average Yield(Kg/ Ha)	Name Of Higher Level	No_cce Conducted Higher	Higher average Yield(Kg/Ha)	Neighbouring Yield	Tech. based Yield
133	Tumakuru	Sira	BUKKAPATTANA	Hobli	RAGI	IRR			Taluk Level	33	2127.20		
134	Tumakuru	Sira	GOWDAGERE	Hobli	RAGI	IRR			Taluk Level	33	2127.20		
135	Tumakuru	Sira	HULIKUNTE	Hobli	RAGI	IRR			Taluk Level	33	2127.20		
136	Tumakuru	Sira	KALLAMBELLA	Hobli	RAGI	IRR	10	2043.90					
137	Tumakuru	Sira	KASABA	Hobli	RAGI	IRR	10	2714.74					
138	Tumakuru	Sira	BUKKAPATTANA	Hobli	RAGI	RF			Taluk Level	42	1211.47		
139	Tumakuru	Sira	GOWDAGERE	Hobli	RAGI	RF	10	884.16					
140	Tumakuru	Sira	HULIKUNTE	Hobli	RAGI	RF			Taluk Level	42	1211.47		
141	Tumakuru	Sira	KALLAMBELLA	Hobli	RAGI	RF	10	1456.04					
142	Tumakuru	Sira	KASABA	Hobli	RAGI	RF	10	1317.99					
143	Tumakuru	Sira	BUKKAPATTANA	Hobli	SUNFLOWER	IRR			State Level	778	1087.19		
144	Tumakuru	Sira	GOWDAGERE	Hobli	SUNFLOWER	IRR			State Level	778	1087.19		
145	Tumakuru	Sira	HULIKUNTE	Hobli	SUNFLOWER	IRR			State Level	778	1087.19		
146	Tumakuru	Sira	KASABA	Hobli	SUNFLOWER	IRR			State Level	778	1087.19		
147	Tumakuru	Sira	BUKKAPATTANA	Hobli	SUNFLOWER	RF			Taluk Level	4	900.11		
148	Tumakuru	Sira	GOWDAGERE	Hobli	SUNFLOWER	RF			Taluk Level	4	900.11		
149	Tumakuru	Sira	HULIKUNTE	Hobli	SUNFLOWER	RF			Taluk Level	4	900.11		
150	Tumakuru	Sira	KASABA	Hobli	SUNFLOWER	RF			Taluk Level	4	900.11		
151	Tumakuru	Tiptur	HONNAVALLI	Hobli	Green Gram (Moong Bean/ Moong)	RF			Taluk Level	14	47.11		

Government of Karnataka
Directorate of Economics and Statistics
Hobli Level Average Yield data for Kharif season 2019-20

S.N	District	Taluk	Insurance Unit (hobli/ GP)	GP/HO BLI	Crop	IRR RF	No_CCE Conducted	Average Yield(Kg/ Ha)	Name_Of_Higher_Level	No_cce Conducted_Higher	Higher average Yield(Kg/Ha)	Neighbouring Yield	Tech. based Yield
152	Tumakuru	Tiptur	KASABA	Hobli	Green Gram (Moong Bean/ Moong)	RF			Taluk Level	14	47.11		
153	Tumakuru	Tiptur	KIBBANAHALLI	Hobli	Green Gram (Moong Bean/ Moong)	RF			Taluk Level	14	47.11		
154	Tumakuru	Tiptur	NONAVINAKERE	Hobli	Green Gram (Moong Bean/ Moong)	RF			Taluk Level	14	47.11		
155	Tumakuru	Tiptur	HONNAVALLI	Hobli	Horse Gram (kulthi/kultha)	RF	10	812.48					
156	Tumakuru	Tiptur	KASABA	Hobli	Horse Gram (kulthi/kultha)	RF	10	795.08					
157	Tumakuru	Tiptur	KIBBANAHALLI	Hobli	Horse Gram (kulthi/kultha)	RF	10	1035.44					
158	Tumakuru	Tiptur	NONAVINAKERE	Hobli	Horse Gram (kulthi/kultha)	RF	10	738.12					
159	Tumakuru	Tiptur	HONNAVALLI	Hobli	Pigeon pea (red gram/arhar/tur)	RF	10	512.39					
160	Tumakuru	Tiptur	KASABA	Hobli	Pigeon pea (red gram/arhar/tur)	RF			Taluk Level	26	440.97		
161	Tumakuru	Tiptur	KIBBANAHALLI	Hobli	Pigeon pea (red gram/arhar/tur)	RF	10	341.73					
162	Tumakuru	Tiptur	NONAVINAKERE	Hobli	Red Chillies	IRR	10	616.76					
163	Tumakuru	Tiptur	HONNAVALLI	Hobli	Save	RF			Taluk Level	8	1876.25		
164	Tumakuru	Tumakuru	HEBBURU	Hobli	Cowpea/Alasande	RF			Taluk Level	6	547.68		
165	Tumakuru	Tumakuru	BELLAVI	Hobli	Horse Gram (kulthi/kultha)	RF	10	1137.01					
166	Tumakuru	Tumakuru	GULURU	Hobli	Horse Gram (kulthi/kultha)	RF	10	864.44					
167	Tumakuru	Tumakuru	HEBBURU	Hobli	Horse Gram (kulthi/kultha)	RF	10	1059.86					
168	Tumakuru	Tumakuru	KASABA	Hobli	Horse Gram (kulthi/kultha)	RF	10	817.81					
169	Tumakuru	Tumakuru	KORA	Hobli	Horse Gram (kulthi/kultha)	RF	10	776.38					
170	Tumakuru	Tumakuru	URDIGERE	Hobli	Horse Gram (kulthi/kultha)	RF	10	864.09					

Government of Karnataka
Directorate of Economics and Statistics
Hobli Level Average Yield data for Kharif season 2019-20

S.N	District	Taluk	Insurance Unit (hobli/ GP)	GP/HO BLI	Crop	IRR-RF	No_CCE_Conducted	Average Yield(Kg/Ha)	Name_Of_Higher_Level	No_cce_Conducted_Higher	Higher average Yield(Kg/Ha)	Neighbouring Yield	Tech. based Yield
171	Tumakuru	Tumakuru	GULURU	Hobli	Pigeon pea (red gram/arhar/tur)	RF	10	481.78					
172	Tumakuru	Tumakuru	KORA	Hobli	Pigeon pea (red gram/arhar/tur)	RF	10	642.94					
173	Tumakuru	Tumakuru	GULURU	Hobli	RAGI	IRR			Taluk Level	10	2225.47		
174	Tumakuru	Tumakuru	KASABA	Hobli	RAGI	IRR			Taluk Level	10	2225.47		
175	Tumakuru	Tumakuru	HEBBURU	Hobli	Tomato	NS	10	14245.60					
176	Tumakuru	Turuvekere	DABBEGHATTA	Hobli	Cowpea/Alasande	RF			Taluk Level	36	169.42		
177	Tumakuru	Turuvekere	DANDINASHIVARA	Hobli	Cowpea/Alasande	RF	10	130.34					
178	Tumakuru	Turuvekere	KASABA	Hobli	Cowpea/Alasande	RF	10	179.40					
179	Tumakuru	Turuvekere	MAYASANDRA	Hobli	Cowpea/Alasande	RF	10	220.04					
180	Tumakuru	Turuvekere	DABBEGHATTA	Hobli	Green Gram (Moong Bean/ Moong)	RF			Taluk Level	32	93.63		
181	Tumakuru	Turuvekere	DANDINASHIVARA	Hobli	Green Gram (Moong Bean/ Moong)	RF			Taluk Level	32	93.63		
182	Tumakuru	Turuvekere	KASABA	Hobli	Green Gram (Moong Bean/ Moong)	RF			Taluk Level	32	93.63		
183	Tumakuru	Turuvekere	MAYASANDRA	Hobli	Green Gram (Moong Bean/ Moong)	RF	10	60.94					
184	Tumakuru	Turuvekere	DABBEGHATTA	Hobli	Horse Gram (kulthi/kultha)	RF	10	757.73					
185	Tumakuru	Turuvekere	DANDINASHIVARA	Hobli	Horse Gram (kulthi/kultha)	RF	10	577.74					
186	Tumakuru	Turuvekere	KASABA	Hobli	Horse Gram (kulthi/kultha)	RF	10	613.78					
187	Tumakuru	Turuvekere	MAYASANDRA	Hobli	Horse Gram (kulthi/kultha)	RF	10	554.95					
188	Tumakuru	Turuvekere	DABBEGHATTA	Hobli	RAGI	IRR	10	1998.67					
189	Tumakuru	Turuvekere	DANDINASHIVARA	Hobli	RAGI	IRR	10	2180.90					

Government of Karnataka
Directorate of Economics and Statistics
Hobli Level Average Yield data for Kharif season 2019-20

S.N	District	Taluk	Insurance Unit (hobli/ GP)	GP/HO BLI	Crop	IRR_RF	No_CCE_Conducted	Average Yield(Kg/Ha)	Name_Of_Higher_Level	No_cce Conducted_Higher	Higher average Yield(Kg/Ha)	Neighbouring Yield	Tech. based Yield
190	Tumakuru	Turuvekere	KASABA	Hobli	RAGI	IRR	10	2263.11					
191	Tumakuru	Turuvekere	MAYASANDRA	Hobli	RAGI	IRR	10	2351.26					
192	Tumakuru	Turuvekere	DABBEGHATTA	Hobli	Tomato	NS	10	13215.60					


Director

Directorate of Economics and Statistics





Government of Karnataka
Directorate of Economics and Statistics
Hobli Level Average Yield data for Kharif season 2019-20

S.N	District	Taluk	Insurance Unit (hobli/ GP)	GP/HO BLI	Crop	IRR_RRF	No_CCE_Conducted	Average Yield(Kg/Ha)	Name_Of_Higher_Level	No_cce_Conducted_Higher	Higher average Yield(Kg/Ha)	Neighbouring Yield	Tech. based Yield
1	UttarKannada	Haliyal	DANDELI	Hobli	COTTON	RF	10	462.00					
2	UttarKannada	Haliyal	HALIYALA	Hobli	COTTON	RF	10	409.49					
3	UttarKannada	Haliyal	MURKAVADA	Hobli	COTTON	RF	10	417.10					
4	UttarKannada	Haliyal	SAMBRANI	Hobli	COTTON	RF	10	526.75					
5	UttarKannada	Haliyal	DANDELI	Hobli	Sugarcane	IRR	10	56800.00					
6	UttarKannada	Haliyal	HALIYALA	Hobli	Sugarcane	IRR	10	57082.00					
7	UttarKannada	Haliyal	MURKAVADA	Hobli	Sugarcane	IRR	10	51232.80					
8	UttarKannada	Haliyal	SAMBRANI	Hobli	Sugarcane	IRR	10	58060.00					
9	UttarKannada	Mundgod	MUNDAGODA	Hobli	COTTON	RF	10	625.70					
10	UttarKannada	Mundgod	PALA	Hobli	COTTON	RF	10	409.16					
11	UttarKannada	Mundgod	MUNDAGODA	Hobli	Sugarcane	IRR	10	81662.00					
12	UttarKannada	Yellapur	MANCHIKERI	Hobli	COTTON	RF	10	475.25					
13	UttarKannada	Yellapur	YALLAPURA	Hobli	COTTON	RF			Taluk Level	10	475.25		


 Director
 Directorate of Economics and Statistics



Government of Karnataka
Directorate of Economics and Statistics
Hobli Level Average Yield data for Kharif season 2019-20

S.N	District	Taluk	Insurance Unit (hobli/ GP)	GP/HO BLI	Crop	IRR RF	No_CCE Conducted	Average Yield(Kg/Ha)	Name_Of_Higher_Level	No_cce Conducted_Higher	Higher average Yield(Kg/Ha)	Neighbouring Yield	Tech-based Yield
1	Vijayapura	Babaleshwar	BABALESHVARA	Hobli	Black Gram (urd bean)	RF	10	111.89					
2	Vijayapura	Babaleshwar	MAMADAPURA	Hobli	Black Gram (urd bean)	RF					131.00		Y
3	Vijayapura	Babaleshwar	BABALESHVARA	Hobli	Green Gram (Moong Bean/ Moong)	RF	10	115.33					
4	Vijayapura	Babaleshwar	MAMADAPURA	Hobli	Green Gram (Moong Bean/ Moong)	RF					468.00		Y
5	Vijayapura	Babaleshwar	BABALESHVARA	Hobli	GROUNDNUT	IRR	10	667.00					
6	Vijayapura	Babaleshwar	MAMADAPURA	Hobli	GROUNDNUT	IRR					952.00		Y
7	Vijayapura	Babaleshwar	BABALESHVARA	Hobli	GROUNDNUT	RF	10	670.21					
8	Vijayapura	Babaleshwar	BABALESHVARA	Hobli	Maize (Makka)	IRR	10	4623.44					
9	Vijayapura	Babaleshwar	MAMADAPURA	Hobli	Maize (Makka)	IRR	10	5392.46					
10	Vijayapura	Babaleshwar	BABALESHVARA	Hobli	Maize (Makka)	RF	10	2835.08					
11	Vijayapura	Babaleshwar	BABALESHVARA	Hobli	Onion	IRR	10	3256.16					
12	Vijayapura	Babaleshwar	MAMADAPURA	Hobli	Onion	IRR	10	8650.00					
13	Vijayapura	Babaleshwar	BABALESHVARA	Hobli	Red Chillies	IRR					3283.00		Y
14	Vijayapura	Babaleshwar	BABALESHVARA	Hobli	Sugarcane	IRR	10	117736.00					
15	Vijayapura	Babaleshwar	MAMADAPURA	Hobli	Sugarcane	IRR	10	65720.00					
16	Vijayapura	Babaleshwar	BABALESHVARA	Hobli	SUNFLOWER	IRR					1987.00		Y
17	Vijayapura	Babaleshwar	BABALESHVARA	Hobli	SUNFLOWER	RF					499.00		Y
18	Vijayapura	Basvana Bagewadi	BA BAGEVADI	Hobli	Black Gram (urd bean)	RF					228.00		Y
19	Vijayapura	Basvana Bagewadi	HO HIPPARAGI	Hobli	Black Gram (urd bean)	RF					119.00		Y

Government of Karnataka
Directorate of Economics and Statistics
Hobli Level Average Yield data for Kharif season 2019-20

S.N	District	Taluk	Insurance Unit (hobli/ GP)	GP/HO BLI	Crop	IRR- RF	No_CCE_Conducted	Average Yield(Kg/ Ha)	Name_Of_Higher_Level	No_cce Conducted_Higher	Higher average Yield(Kg/Ha)	Neighbouring Yield	Tech. based Yield
20	Vijayapura	Basvana Bagewadi	MANAGULI	Hobli	Black Gram (urd bean)	RF					88.00		Y
21	Vijayapura	Basvana Bagewadi	BA BAGEVADI	Hobli	Green Gram (Moong Bean/ Moong)	RF			Taluk Level	16	139.06		
22	Vijayapura	Basvana Bagewadi	HO HIPPARAGI	Hobli	Green Gram (Moong Bean/ Moong)	RF			Taluk Level	16	139.06		
23	Vijayapura	Basvana Bagewadi	MANAGULI	Hobli	Green Gram (Moong Bean/ Moong)	RF	10	163.64					
24	Vijayapura	Basvana Bagewadi	BA BAGEVADI	Hobli	GROUNDNUT	IRR	10	579.05					
25	Vijayapura	Basvana Bagewadi	HO HIPPARAGI	Hobli	GROUNDNUT	IRR	10	529.76					
26	Vijayapura	Basvana Bagewadi	BA BAGEVADI	Hobli	GROUNDNUT	RF	10	394.91					
27	Vijayapura	Basvana Bagewadi	HO HIPPARAGI	Hobli	GROUNDNUT	RF	10	400.28					
28	Vijayapura	Basvana Bagewadi	MANAGULI	Hobli	GROUNDNUT	RF	10	551.49					
29	Vijayapura	Basvana Bagewadi	BA BAGEVADI	Hobli	Horse Gram (kulthi/kultha)	RF					228.00		Y
30	Vijayapura	Basvana Bagewadi	HO HIPPARAGI	Hobli	Horse Gram (kulthi/kultha)	RF					468.13	Y	
31	Vijayapura	Basvana Bagewadi	BA BAGEVADI	Hobli	Maize (Makka)	RF	10	1914.42					
32	Vijayapura	Basvana Bagewadi	MANAGULI	Hobli	Maize (Makka)	RF	10	1266.46					
33	Vijayapura	Basvana Bagewadi	BA BAGEVADI	Hobli	Onion	IRR	10	3712.60					
34	Vijayapura	Basvana Bagewadi	HO HIPPARAGI	Hobli	Onion	IRR	10	5221.88					
35	Vijayapura	Basvana Bagewadi	BA BAGEVADI	Hobli	Pearl Millet (Bajra/Bulrush Millet/Spiked Millet)	IRR	10	1442.58					
36	Vijayapura	Basvana Bagewadi	HO HIPPARAGI	Hobli	Pearl Millet (Bajra/Bulrush Millet/Spiked Millet)	IRR	10	753.30					

Government of Karnataka
Directorate of Economics and Statistics
Hobli Level Average Yield data for Kharif season 2019-20

S.N	District	Taluk	Insurance Unit (hobli/ GP)	GP/HO BLI	Crop	IRR- RF	No_CCE_ Conducted	Average Yield(Kg/ Ha)	Name_Of_Higher_Level	No_cce Conducted_Higher	Higher average Yield(Kg/Ha)	Neighbouring Yield	Tech. based Yield
37	Vijayapura	Basvana Bagewadi	BA BAGEVADI	Hobli	Pearl Millet (Bajra/Bulrush Millet/Spiked Millet)	RF	10	1115.12					
38	Vijayapura	Basvana Bagewadi	HO HIPPARAGI	Hobli	Pearl Millet (Bajra/Bulrush Millet/Spiked Millet)	RF	10	642.68					
39	Vijayapura	Basvana Bagewadi	MANAGULI	Hobli	Pearl Millet (Bajra/Bulrush Millet/Spiked Millet)	RF	10	529.58					
40	Vijayapura	Basvana Bagewadi	BA BAGEVADI	Hobli	Pigeon pea (red gram/arhar/tur)	IRR	10	533.24					
41	Vijayapura	Basvana Bagewadi	HO HIPPARAGI	Hobli	Pigeon pea (red gram/arhar/tur)	IRR	10	661.32					
42	Vijayapura	Basvana Bagewadi	MANAGULI	Hobli	Pigeon pea (red gram/arhar/tur)	IRR	10	594.81					
43	Vijayapura	Basvana Bagewadi	BA BAGEVADI	Hobli	Sesame (Gingelly/Til)/Sesamum	RF					755.00		Y
44	Vijayapura	Basvana Bagewadi	HO HIPPARAGI	Hobli	Sesame (Gingelly/Til)/Sesamum	RF					635.00		Y
45	Vijayapura	Basvana Bagewadi	BA BAGEVADI	Hobli	SUNFLOWER	IRR	10	465.81					
46	Vijayapura	Basvana Bagewadi	HO HIPPARAGI	Hobli	SUNFLOWER	IRR	10	477.82					
47	Vijayapura	Basvana Bagewadi	BA BAGEVADI	Hobli	SUNFLOWER	RF	10	371.88					
48	Vijayapura	Basvana Bagewadi	HO HIPPARAGI	Hobli	SUNFLOWER	RF	10	243.44					
49	Vijayapura	Basvana Bagewadi	MANAGULI	Hobli	SUNFLOWER	RF	10	562.35					
50	Vijayapura	Bijapur	BIJAPURA	Hobli	Black Gram (urd bean)	RF					172.00		Y
51	Vijayapura	Bijapur	NAGATANA	Hobli	Black Gram (urd bean)	RF					313.00		Y
52	Vijayapura	Bijapur	BIJAPURA	Hobli	Green Gram (Moong Bean/ Moong)	RF	10	142.72					
53	Vijayapura	Bijapur	NAGATANA	Hobli	Green Gram (Moong Bean/ Moong)	RF	10	94.67					

Government of Karnataka
Directorate of Economics and Statistics
Hobli Level Average Yield data for Kharif season 2019-20

S.N	District	Taluk	Insurance Unit (Hobli/ GP)	GP/HO BLI	Crop	IRR RF	No_CCE Conducted	Average Yield(Kg/ Ha)	Name_Of_Higher_Level	No_cce Conducted_Higher	Higher average Yield(Kg/Ha)	Neighbouring Yield	Tech. based Yield
54	Vijayapura	Bijapur	BIJAPURA	Hobli	GROUNDNUT	IRR	10	611.14					
55	Vijayapura	Bijapur	NAGATANA	Hobli	GROUNDNUT	IRR	10	459.94					
56	Vijayapura	Bijapur	BIJAPURA	Hobli	GROUNDNUT	RF	10	677.81					
57	Vijayapura	Bijapur	NAGATANA	Hobli	GROUNDNUT	RF	10	460.77					
58	Vijayapura	Bijapur	BIJAPURA	Hobli	Horse Gram (kulthi/kultha)	RF	10	801.37					
59	Vijayapura	Bijapur	NAGATANA	Hobli	Horse Gram (kulthi/kultha)	RF	10	689.72					
60	Vijayapura	Bijapur	BIJAPURA	Hobli	Maize (Makka)	IRR	10	3996.38					
61	Vijayapura	Bijapur	NAGATANA	Hobli	Maize (Makka)	IRR	10	2695.16					
62	Vijayapura	Bijapur	BIJAPURA	Hobli	Maize (Makka)	RF	10	1897.21					
63	Vijayapura	Bijapur	BIJAPURA	Hobli	Onion	IRR	10	11756.16					
64	Vijayapura	Bijapur	NAGATANA	Hobli	Onion	IRR	10	6060.68					
65	Vijayapura	Bijapur	BIJAPURA	Hobli	Pearl Millet (Bajra/Bulrush Millet/Spiked Millet)	IRR	10	745.09					
66	Vijayapura	Bijapur	NAGATANA	Hobli	Pearl Millet (Bajra/Bulrush Millet/Spiked Millet)	IRR	10	712.34					
67	Vijayapura	Bijapur	NAGATANA	Hobli	Pigeon pea (red gram/arhar/tur)	IRR	10	621.06					
68	Vijayapura	Bijapur	BIJAPURA	Hobli	SUNFLOWER	IRR	10	454.40					
69	Vijayapura	Bijapur	NAGATANA	Hobli	SUNFLOWER	IRR	10	870.13					
70	Vijayapura	Bijapur	BIJAPURA	Hobli	SUNFLOWER	RF	10	336.20					
71	Vijayapura	Bijapur	NAGATANA	Hobli	SUNFLOWER	RF	10	415.42					

Government of Karnataka
Directorate of Economics and Statistics
Hobli Level Average Yield data for Kharif season 2019-20

S.N	District	Taluk	Insurance Unit (hobli/ GP)	GP/HO BLI	Crop	IRR_RF	No_CCE_Conducted	Average Yield(Kg/ Ha)	Name_Of_Higher_Level	No_cce_Conducted_Higher	Higher average Yield(Kg/Ha)	Neighbouring Yield	Tech. based Yield
72	Vijayapura	Chadachan	CHADACHANA	Hobli	Green Gram (Moong Bean/ Moong)	RF	10	218.78					
73	Vijayapura	Chadachan	CHADACHANA	Hobli	GROUNDNUT	IRR	10	829.20					
74	Vijayapura	Chadachan	CHADACHANA	Hobli	GROUNDNUT	RF	10	539.61					
75	Vijayapura	Chadachan	CHADACHANA	Hobli	Horse Gram (kulthi/kultha)	RF					401.68	Y	
76	Vijayapura	Chadachan	CHADACHANA	Hobli	Maize (Makka)	IRR	10	2139.64					
77	Vijayapura	Chadachan	CHADACHANA	Hobli	Maize (Makka)	RF	10	3560.18					
78	Vijayapura	Chadachan	CHADACHANA	Hobli	Onion	IRR	10	12592.40					
79	Vijayapura	Chadachan	CHADACHANA	Hobli	Pearl Millet (Bajra/Bulrush Millet/Spiked Millet)	IRR	10	849.32					
80	Vijayapura	Chadachan	CHADACHANA	Hobli	Pigeon pea (red gram/arhar/tur)	IRR	10	638.52					
81	Vijayapura	Chadachan	CHADACHANA	Hobli	Red Chillies	IRR					222.00		Y
82	Vijayapura	Chadachan	CHADACHANA	Hobli	Sugarcane	IRR	10	42068.00					
83	Vijayapura	Chadachan	CHADACHANA	Hobli	SUNFLOWER	IRR					805.38	Y	
84	Vijayapura	Chadachan	CHADACHANA	Hobli	SUNFLOWER	RF	10	351.92					
85	Vijayapura	Indi	BALLOLLI	Hobli	Black Gram (urd bean)	RF					174.00		Y
86	Vijayapura	Indi	INDI	Hobli	Black Gram (urd bean)	RF					115.00		Y
87	Vijayapura	Indi	BALLOLLI	Hobli	Green Gram (Moong Bean/ Moong)	RF	10	83.87					
88	Vijayapura	Indi	INDI	Hobli	Green Gram (Moong Bean/ Moong)	RF			Taluk Level	19	198.53		
89	Vijayapura	Indi	BALLOLLI	Hobli	GROUNDNUT	IRR	10	652.86					

Government of Karnataka
Directorate of Economics and Statistics
Hobli Level Average Yield data for Kharif season 2019-20

S.N	District	Taluk	Insurance Unit (hobli/ GP)	GP/HO BLI	Crop	IRR- RF	No_COE_Conducted	Average Yield(Kg/ Ha)	Name_Of_Higher_Level	No_cce Conducted_Higher	Higher average Yield(Kg/Ha)	Neighbouring Yield	Tech-based Yield
90	Vijayapura	Indi	INDI	Hobli	GROUNDNUT	IRR	10	351.29					
91	Vijayapura	Indi	BALLOLLI	Hobli	GROUNDNUT	RF	10	370.33					
92	Vijayapura	Indi	INDI	Hobli	GROUNDNUT	RF	10	282.35					
93	Vijayapura	Indi	BALLOLLI	Hobli	Horse Gram (kulthi/kultha)	RF	10	401.68					
94	Vijayapura	Indi	INDI	Hobli	Horse Gram (kulthi/kultha)	RF					352.00		Y
95	Vijayapura	Indi	BALLOLLI	Hobli	Maize (Makka)	IRR	10	2235.02					
96	Vijayapura	Indi	INDI	Hobli	Maize (Makka)	IRR	10	2824.06					
97	Vijayapura	Indi	BALLOLLI	Hobli	Maize (Makka)	RF	10	1556.48					
98	Vijayapura	Indi	INDI	Hobli	Maize (Makka)	RF	10	987.71					
99	Vijayapura	Indi	BALLOLLI	Hobli	Onion	IRR	10	11962.00					
100	Vijayapura	Indi	INDI	Hobli	Onion	IRR	10	12021.44					
101	Vijayapura	Indi	BALLOLLI	Hobli	Pearl Millet (Bajra/Bulrush Millet/Spiked Millet)	IRR	10	672.79					
102	Vijayapura	Indi	INDI	Hobli	Pearl Millet (Bajra/Buirush Millet/Spiked Millet)	IRR	10	525.79					
103	Vijayapura	Indi	BALLOLLI	Hobli	Pigeon pea (red gram/arhar/tur)	IRR	10	720.52					
104	Vijayapura	Indi	INDI	Hobli	Pigeon pea (red gram/arhar/tur)	IRR	10	506.85					
105	Vijayapura	Indi	BALLOLLI	Hobli	Red Chillies	IRR					1615.00		Y
106	Vijayapura	Indi	INDI	Hobli	Red Chillies	IRR					877.00		Y
107	Vijayapura	Indi	INDI	Hobli	Sugarcane	IRR	10	72043.20					

Government of Karnataka
Directorate of Economics and Statistics
Hobli Level Average Yield data for Kharif season 2019-20

S.N	District	Taluk	Insurance Unit (hobli/ GP)	GP/HO BLI	Crop	IRR/RF	No. CCE Conducted	Average Yield(Kg/Ha)	Name Of Higher Level	No. cce Conducted Higher	Higher average Yield(Kg/Ha)	Neighbouring Yield	Tech-based Yield
108	Vijayapura	Indi	BALLOLLI	Hobli	SUNFLOWER	IRR	10	805.38					
109	Vijayapura	Indi	INDI	Hobli	SUNFLOWER	IRR			Taluk Level	18	829.17		
110	Vijayapura	Indi	BALLOLLI	Hobli	SUNFLOWER	RF	10	243.69					
111	Vijayapura	Indi	INDI	Hobli	SUNFLOWER	RF			Taluk Level	16	361.86		
112	Vijayapura	Muddebihal	DAVALAGI	Hobli	COTTON	IRR	10	733.92					
113	Vijayapura	Muddebihal	NALATAVADA	Hobli	COTTON	IRR	10	901.39					
114	Vijayapura	Muddebihal	DAVALAGI	Hobli	COTTON	RF	10	368.96					
115	Vijayapura	Muddebihal	DAVALAGI	Hobli	Green Gram (Moong Bean/ Moong)	RF	10	48.14					
116	Vijayapura	Muddebihal	MUDEBIHALA	Hobli	Green Gram (Moong Bean/ Moong)	RF	10	44.13					
117	Vijayapura	Muddebihal	NALATAVADA	Hobli	Green Gram (Moong Bean/ Moong)	RF			Taluk Level	24	43.01		
118	Vijayapura	Muddebihal	DAVALAGI	Hobli	GROUNDNUT	IRR			Taluk Level	16	536.27		
119	Vijayapura	Muddebihal	MUDEBIHALA	Hobli	GROUNDNUT	IRR			Taluk Level	16	536.27		
120	Vijayapura	Muddebihal	NALATAVADA	Hobli	GROUNDNUT	IRR			Taluk Level	16	536.27		
121	Vijayapura	Muddebihal	DAVALAGI	Hobli	GROUNDNUT	RF					400.28	Y	
122	Vijayapura	Muddebihal	MUDEBIHALA	Hobli	GROUNDNUT	RF					440.00		Y
123	Vijayapura	Muddebihal	NALATAVADA	Hobli	GROUNDNUT	RF					378.00		Y
124	Vijayapura	Muddebihal	DAVALAGI	Hobli	Horse Gram (kulthi/kultha)	RF	10	468.13					
125	Vijayapura	Muddebihal	DAVALAGI	Hobli	Maize (Makka)	IRR			Taluk Level	24	2314.34		
126	Vijayapura	Muddebihal	MUDEBIHALA	Hobli	Maize (Makka)	IRR	10	3485.04					

Government of Karnataka
Directorate of Economics and Statistics
Hobli Level Average Yield data for Kharif season 2019-20

S.N	District	Taluk	Insurance Unit (hobli/ GP)	GP/HO BLI	Crop	IRR_RF	No_CCE_Conducted	Average Yield(Kg/Ha)	Name_Of_Higher_Level	No_cce Conducted_Higher	Higher average Yield(Kg/Ha)	Neighbouring Yield	Tech. based Yield
127	Vijayapura	Muddebihal	NALATAVADA	Hobli	Maize (Makka)	IRR	10	1624.10					
128	Vijayapura	Muddebihal	DAVALAGI	Hobli	Maize (Makka)	RF					1706.00		Y
129	Vijayapura	Muddebihal	DAVALAGI	Hobli	Onion	IRR	10	11256.48					
130	Vijayapura	Muddebihal	MUDEDEBIHALA	Hobli	Onion	IRR	10	14468.00					
131	Vijayapura	Muddebihal	NALATAVADA	Hobli	Onion	IRR	10	18852.80					
132	Vijayapura	Muddebihal	DAVALAGI	Hobli	Pearl Millet (Bajra/Bulrush Millet/Spiked Millet)	IRR	10	787.32					
133	Vijayapura	Muddebihal	MUDEDEBIHALA	Hobli	Pearl Millet (Bajra/Bulrush Millet/Spiked Millet)	IRR	10	1008.77					
134	Vijayapura	Muddebihal	NALATAVADA	Hobli	Pearl Millet (Bajra/Bulrush Millet/Spiked Millet)	IRR	10	1126.55					
135	Vijayapura	Muddebihal	DAVALAGI	Hobli	Pigeon pea (red gram/arhar/tur)	IRR	10	545.34					
136	Vijayapura	Muddebihal	MUDEDEBIHALA	Hobli	Pigeon pea (red gram/arhar/tur)	IRR	10	902.56					
137	Vijayapura	Muddebihal	NALATAVADA	Hobli	Pigeon pea (red gram/arhar/tur)	IRR	10	675.61					
138	Vijayapura	Muddebihal	DAVALAGI	Hobli	Sugarcane	IRR	10	60880.00					
139	Vijayapura	Muddebihal	MUDEDEBIHALA	Hobli	Sugarcane	IRR	10	44040.00					
140	Vijayapura	Muddebihal	DAVALAGI	Hobli	SUNFLOWER	IRR	10	737.20					
141	Vijayapura	Muddebihal	MUDEDEBIHALA	Hobli	SUNFLOWER	IRR			Taluk Level	26	921.99		
142	Vijayapura	Muddebihal	NALATAVADA	Hobli	SUNFLOWER	IRR	10	1008.95					
143	Vijayapura	Muddebihal	DAVALAGI	Hobli	SUNFLOWER	RF	10	469.84					

Government of Karnataka
Directorate of Economics and Statistics
Hobli Level Average Yield data for Kharif season 2019-20

S.N	District	Taluk	Insurance Unit (hobli/ GP)	GP/HO BLI	Crop	IRR_Rf	No_CCE_Conducted	Average Yield(Kg/ Ha)	Name_Of_Higher_Level	No_cce_Conducted_Higher	Higher average Yield(Kg/Ha)	Neighbouring Yield	Tech. based Yield
144	Vijayapura	Muddebihal	MUDEBEHALA	Hobli	SUNFLOWER	RF			Taluk Level	28	441.74		
145	Vijayapura	Muddebihal	NALATAVADA	Hobli	SUNFLOWER	RF	10	365.83					
146	Vijayapura	NidaGundi	KOLHARA	Hobli	Black Gram (urd bean)	RF					196.00		Y
147	Vijayapura	NidaGundi	KOLHARA	Hobli	Green Gram (Moong Bean/ Moong)	RF	10	92.91					
148	Vijayapura	NidaGundi	NIDAGUNDI	Hobli	Green Gram (Moong Bean/ Moong)	RF					84.00		Y
149	Vijayapura	NidaGundi	KOLHARA	Hobli	GROUNDNUT	IRR	10	612.58					
150	Vijayapura	NidaGundi	NIDAGUNDI	Hobli	GROUNDNUT	IRR	10	605.86					
151	Vijayapura	NidaGundi	KOLHARA	Hobli	GROUNDNUT	RF	10	382.45					
152	Vijayapura	NidaGundi	NIDAGUNDI	Hobli	GROUNDNUT	RF	10	381.39					
153	Vijayapura	NidaGundi	KOLHARA	Hobli	Horse Gram (kulthi/kultha)	RF					330.00		Y
154	Vijayapura	NidaGundi	KOLHARA	Hobli	Maize (Makka)	RF	10	4131.89					
155	Vijayapura	NidaGundi	NIDAGUNDI	Hobli	Maize (Makka)	RF	10	2228.98					
156	Vijayapura	NidaGundi	KOLHARA	Hobli	Onion	IRR	10	3218.68					
157	Vijayapura	NidaGundi	NIDAGUNDI	Hobli	Onion	IRR	10	4031.80					
158	Vijayapura	NidaGundi	KOLHARA	Hobli	Pearl Millet (Bajra/Bulrush Millet/Spiked Millet)	IRR	10	1823.57					
159	Vijayapura	NidaGundi	NIDAGUNDI	Hobli	Pearl Millet (Bajra/Bulrush Millet/Spiked Millet)	IRR	10	962.83					
160	Vijayapura	NidaGundi	KOLHARA	Hobli	Pearl Millet (Bajra/Bulrush Millet/Spiked Millet)	RF	10	850.50					

Government of Karnataka
Directorate of Economics and Statistics
Hobli Level Average Yield data for Kharif season 2019-20

S.N	District	Taluk	Insurance Unit (hobli/ GP)	GP/HO BLI	Crop	IRR_Rf	No_CCE_Conducted	Average Yield(Kg/ Ha)	Name_Of_Higher_Level	No_cce Conducted_Higher	Higher average Yield(Kg/Ha)	Neighbouring Yield	Tech. based Yield
161	Vijayapura	NidaGundi	NIDAGUNDI	Hobli	Pearl Millet (Bajra/Bulrush Millet/Spiked Millet)	RF	10	1095.30					
162	Vijayapura	NidaGundi	KOLHARA	Hobli	Pigeon pea (red gram/arhar/tur)	IRR	10	759.23					
163	Vijayapura	NidaGundi	NIDAGUNDI	Hobli	Pigeon pea (red gram/arhar/tur)	IRR	10	719.49					
164	Vijayapura	NidaGundi	KOLHARA	Hobli	Sugarcane	IRR	10	134510.00					
165	Vijayapura	NidaGundi	KOLHARA	Hobli	SUNFLOWER	IRR			Taluk Level	16	770.29		
166	Vijayapura	NidaGundi	NIDAGUNDI	Hobli	SUNFLOWER	IRR	10	757.45					
167	Vijayapura	NidaGundi	KOLHARA	Hobli	SUNFLOWER	RF					253.36	Y	
168	Vijayapura	NidaGundi	NIDAGUNDI	Hobli	SUNFLOWER	RF	10	253.36					
169	Vijayapura	Sindagi	DEVARA HIPPARAGI	Hobli	Black Gram (urd bean)	RF					386.00		Y
170	Vijayapura	Sindagi	SINDAGI	Hobli	Black Gram (urd bean)	RF					131.00		Y
171	Vijayapura	Sindagi	ALAMELA	Hobli	COTTON	IRR	10	187.08					
172	Vijayapura	Sindagi	DEVARA HIPPARAGI	Hobli	COTTON	IRR	10	245.33					
173	Vijayapura	Sindagi	SINDAGI	Hobli	COTTON	IRR	10	294.37					
174	Vijayapura	Sindagi	ALAMELA	Hobli	COTTON	RF	10	189.85					
175	Vijayapura	Sindagi	DEVARA HIPPARAGI	Hobli	COTTON	RF	10	148.85					
176	Vijayapura	Sindagi	SINDAGI	Hobli	COTTON	RF	10	214.84					
177	Vijayapura	Sindagi	ALAMELA	Hobli	Green Gram (Moong Bean/ Moong)	RF					423.45	Y	
178	Vijayapura	Sindagi	DEVARA HIPPARAGI	Hobli	Green Gram (Moong Bean/ Moong)	RF					60.00		Y

Government of Karnataka
Directorate of Economics and Statistics
Hobli Level Average Yield data for Kharif season 2019-20

S.N	District	Taluk	Insurance Unit (hobli/ GP)	GP/HO BLI	Crop	IRR RF	No_CCE Conducted	Average Yield(Kg/ Ha)	Name_Of_Higher_Level	No_cce Conducted_Higher	Higher average Yield(Kg/Ha)	Neighbouring Yield	Tech-based Yield
179	Vijayapura	Sindagi	SINDAGI	Hobli	Green Gram (Moong Bean/ Moong)	RF					75.00		Y
180	Vijayapura	Sindagi	ALAMELA	Hobli	GROUNDNUT	IRR	10	554.51					
181	Vijayapura	Sindagi	DEVARA HIPPARAGI	Hobli	GROUNDNUT	IRR	10	1141.62					
182	Vijayapura	Sindagi	SINDAGI	Hobli	GROUNDNUT	IRR	10	410.57					
183	Vijayapura	Sindagi	ALAMELA	Hobli	GROUNDNUT	RF	10	469.99					
184	Vijayapura	Sindagi	DEVARA HIPPARAGI	Hobli	GROUNDNUT	RF	10	735.92					
185	Vijayapura	Sindagi	SINDAGI	Hobli	GROUNDNUT	RF	10	445.03					
186	Vijayapura	Sindagi	ALAMELA	Hobli	Horse Gram (kulthi/kultha)	RF					461.00		Y
187	Vijayapura	Sindagi	DEVARA HIPPARAGI	Hobli	Horse Gram (kulthi/kultha)	RF					239.00		Y
188	Vijayapura	Sindagi	SINDAGI	Hobli	Horse Gram (kulthi/kultha)	RF					238.00		Y
189	Vijayapura	Sindagi	ALAMELA	Hobli	Maize (Makka)	IRR	10	2450.59					
190	Vijayapura	Sindagi	DEVARA HIPPARAGI	Hobli	Maize (Makka)	IRR	10	1434.55					
191	Vijayapura	Sindagi	SINDAGI	Hobli	Maize (Makka)	IRR	10	1648.78					
192	Vijayapura	Sindagi	ALAMELA	Hobli	Maize (Makka)	RF	10	2162.99					
193	Vijayapura	Sindagi	DEVARA HIPPARAGI	Hobli	Maize (Makka)	RF	10	1443.39					
194	Vijayapura	Sindagi	SINDAGI	Hobli	Maize (Makka)	RF	10	1345.28					
195	Vijayapura	Sindagi	ALAMELA	Hobli	Onion	IRR	10	10306.00					
196	Vijayapura	Sindagi	DEVARA HIPPARAGI	Hobli	Onion	IRR	10	3975.08					
197	Vijayapura	Sindagi	SINDAGI	Hobli	Onion	IRR	10	14584.00					

Government of Karnataka
Directorate of Economics and Statistics
Hobli Level Average Yield data for Kharif season 2019-20

S.N	District	Taluk	Insurance Unit (hobli/ GP)	GP/HO BLI	Crop	IRR_RF	No_CCE_Conducted	Average Yield(Kg/Ha)	Name_Of_Higher_Level	No_cce Conducted_Higher	Higher average Yield(Kg/Ha)	Neighbouring Yield	Tech. based Yield
198	Vijayapura	Sindagi	ALAMELA	Hobli	Pearl Millet (Bajra/Bulrush Millet/Spiked Millet)	IRR	10	596.26					
199	Vijayapura	Sindagi	DEVARA HIPPARAGI	Hobli	Pearl Millet (Bajra/Bulrush Millet/Spiked Millet)	IRR	10	1080.12					
200	Vijayapura	Sindagi	SINDAGI	Hobli	Pearl Millet (Bajra/Bulrush Millet/Spiked Millet)	IRR	10	467.28					
201	Vijayapura	Sindagi	ALAMELA	Hobli	Pearl Millet (Bajra/Bulrush Millet/Spiked Millet)	RF	10	674.58					
202	Vijayapura	Sindagi	DEVARA HIPPARAGI	Hobli	Pearl Millet (Bajra/Bulrush Millet/Spiked Millet)	RF	10	1446.24					
203	Vijayapura	Sindagi	SINDAGI	Hobli	Pearl Millet (Bajra/Bulrush Millet/Spiked Millet)	RF	10	563.52					
204	Vijayapura	Sindagi	ALAMELA	Hobli	Red Chillies	IRR	10	9532.10					
205	Vijayapura	Sindagi	DEVARA HIPPARAGI	Hobli	Red Chillies	IRR			Taluk Level	20	9270.82		
206	Vijayapura	Sindagi	SINDAGI	Hobli	Red Chillies	IRR	10	9009.53					
207	Vijayapura	Sindagi	ALAMELA	Hobli	Sugarcane	IRR	10	48475.00					
208	Vijayapura	Sindagi	ALAMELA	Hobli	SUNFLOWER	IRR	10	1066.54					
209	Vijayapura	Sindagi	DEVARA HIPPARAGI	Hobli	SUNFLOWER	IRR	10	377.80					
210	Vijayapura	Sindagi	SINDAGI	Hobli	SUNFLOWER	IRR			Taluk Level	29	616.14		
211	Vijayapura	Sindagi	ALAMELA	Hobli	SUNFLOWER	RF	10	597.42					
212	Vijayapura	Sindagi	DEVARA HIPPARAGI	Hobli	SUNFLOWER	RF	10	238.97					
213	Vijayapura	Sindagi	SINDAGI	Hobli	SUNFLOWER	RF			Taluk Level	28	368.03		

Government of Karnataka
Directorate of Economics and Statistics
Hobli Level Average Yield data for Kharif season 2019-20

S.N	District	Taluk	Insurance Unit (hobli/ GP)	GP/HO BLI	Crop	IRR_RF	No_CCE_Conducted	Average Yield(Kg/Ha)	Name_Of_Higher_Level	No_cce_Conducted_Higher	Higher average Yield(Kg/Ha)	Neighbouring Yield	Tech. based Yield
214	Vijayapura	Sindagi	SINDAGI	Hobli	Tomato	NS	10	25392.00					
215	Vijayapura	Talikote	TALIKOTI	Hobli	COTTON	IRR	10	453.70					
216	Vijayapura	Talikote	TALIKOTI	Hobli	COTTON	RF	10	298.92					
217	Vijayapura	Talikote	TALIKOTI	Hobli	Green Gram (Moong Bean/ Moong)	RF					206.00		Y
218	Vijayapura	Talikote	TALIKOTI	Hobli	GROUNDNUT	RF	10	316.40					
219	Vijayapura	Talikote	TALIKOTI	Hobli	Pigeon pea (red gram/arhar/tur)	IRR	10	534.21					
220	Vijayapura	Talikote	TALIKOTI	Hobli	SUNFLOWER	IRR					377.80	Y	
221	Vijayapura	Talikote	TALIKOTI	Hobli	SUNFLOWER	RF	10	273.62					
222	Vijayapura	TIKOTA	TIKOTA	Hobli	Black Gram (urd bean)	RF	10	217.16					
223	Vijayapura	TIKOTA	TIKOTA	Hobli	Green Gram (Moong Bean/ Moong)	RF	10	187.62					
224	Vijayapura	TIKOTA	TIKOTA	Hobli	GROUNDNUT	IRR	10	776.62					
225	Vijayapura	TIKOTA	TIKOTA	Hobli	GROUNDNUT	RF	10	446.94					
226	Vijayapura	TIKOTA	TIKOTA	Hobli	Horse Gram (kulthi/kultha)	RF	10	462.69					
227	Vijayapura	TIKOTA	TIKOTA	Hobli	Maize (Makka)	IRR	10	3599.60					
228	Vijayapura	TIKOTA	TIKOTA	Hobli	Maize (Makka)	RF	10	2212.90					
229	Vijayapura	TIKOTA	TIKOTA	Hobli	Onion	IRR	10	4753.20					
230	Vijayapura	TIKOTA	TIKOTA	Hobli	Pearl Millet (Bajra/Bulrush Millet/Spiked Millet)	IRR	10	1224.09					
231	Vijayapura	TIKOTA	TIKOTA	Hobli	Pigeon pea (red gram/arhar/tur)	IRR	10	564.07					

Government of Karnataka
Directorate of Economics and Statistics
Hobli Level Average Yield data for Kharif season 2019-20

S.N	District	Taluk	Insurance Unit (hobli/ GP)	GP/HO BLI	Crop	IRR_RF	No_CCE_Conducted	Average Yield(Kg/Ha)	Name_Of_Higher_Level	No_cce Conducted_Higher	Higher average Yield(Kg/Ha)	Neighbouring Yield	Tech. based Yield
232	Vijayapura	TIKOTA	TIKOTA	Hobli	SUNFLOWER	IRR	10	876.39					
233	Vijayapura	TIKOTA	TIKOTA	Hobli	SUNFLOWER	RF	10	418.74					


Director

Directorate of Economics and Statistics



Government of Karnataka
Directorate of Economics and Statistics
Hobli Level Average Yield data for Kharif season 2019-20

S.N	District	Taluk	Insurance Unit (hobli/ GP)	GP/HO BLI	Crop	IRR RF	No_CCE Conducted	Average Yield(Kg/ Ha)	Name_Of Higher_Level	No_cce Conducted Higher	Higher average Yield(Kg/Ha)	Neighbouring Yield	Tech-based Yield
1	Yadgiri	Gurmitkal	GURUMITAKALA	Hobli	Black Gram (urd bean)	RF	10	453.70					
2	Yadgiri	Gurmitkal	KONKALA	Hobli	Black Gram (urd bean)	RF			Taluk Level	16	508.84		
3	Yadgiri	Gurmitkal	GURUMITAKALA	Hobli	COTTON	RF	10	1009.47					
4	Yadgiri	Gurmitkal	KONKALA	Hobli	COTTON	RF	10	894.05					
5	Yadgiri	Gurmitkal	GURUMITAKALA	Hobli	Green Gram (Moong Bean/ Moong)	RF	10	707.72					
6	Yadgiri	Gurmitkal	KONKALA	Hobli	Green Gram (Moong Bean/ Moong)	RF	10	715.13					
7	Yadgiri	Gurmitkal	GURUMITAKALA	Hobli	GROUNDNUT	IRR			Taluk Level	4	1104.97		
8	Yadgiri	Gurmitkal	KONKALA	Hobli	GROUNDNUT	IRR			Taluk Level	4	1104.97		
9	Yadgiri	Gurmitkal	GURUMITAKALA	Hobli	GROUNDNUT	RF			District Level	38	1188.70		
10	Yadgiri	Gurmitkal	KONKALA	Hobli	GROUNDNUT	RF			District Level	38	1188.70		
11	Yadgiri	Gurmitkal	GURUMITAKALA	Hobli	Maize (Makka)	RF			State Level	7115	3076.17		
12	Yadgiri	Gurmitkal	GURUMITAKALA	Hobli	PADDY	RF			Taluk Level	4	1019.96		
13	Yadgiri	Gurmitkal	GURUMITAKALA	Hobli	Pearl Millet (Bajra/Bulrush Millet/Spiked Millet)	RF			Taluk Level	8	2406.28		
14	Yadgiri	Gurmitkal	KONKALA	Hobli	Pearl Millet (Bajra/Bulrush Millet/Spiked Millet)	RF			Taluk Level	8	2406.28		
15	Yadgiri	Gurmitkal	GURUMITAKALA	Hobli	Save	RF	10	624.94					
16	Yadgiri	Gurmitkal	GURUMITAKALA	Hobli	Sorghum (Jowar/Great Millet)	RF			Taluk Level	4	1946.92		
17	Yadgiri	Gurmitkal	KONKALA	Hobli	Sorghum (Jowar/Great Millet)	RF			Taluk Level	4	1946.92		
18	Yadgiri	Gurmitkal	GURUMITAKALA	Hobli	SUNFLOWER	RF			Taluk Level	4	1390.76		

Government of Karnataka
Directorate of Economics and Statistics
Hobli Level Average Yield data for Kharif season 2019-20

S.N	District	Taluk	Insurance Unit (hobli/ GP)	GP/HO BLI	Crop	IRR RF	No_CCE Conducted	Average Yield(Kg/ Ha)	Name Of Higher Level	No_cce Conducted Higher	Higher average Yield(Kg/Ha)	Neighbouring Yield	Tech based Yield
19	Yadgiri	Gurmitkal	KONKALA	Hobli	SUNFLOWER	RF			Taluk Level	4	1390.76		
20	Yadgiri	Hunisigi	HUNASIGI	Hobli	COTTON	IRR	10	1200.49					
21	Yadgiri	Hunisigi	KODEKAL	Hobli	COTTON	IRR	10	1217.31					
22	Yadgiri	Hunisigi	HUNASIGI	Hobli	COTTON	RF	10	808.98					
23	Yadgiri	Hunisigi	KODEKAL	Hobli	COTTON	RF	10	822.32					
24	Yadgiri	Hunisigi	HUNASIGI	Hobli	Green Gram (Moong Bean/ Moong)	RF			Taluk Level	6	705.22		
25	Yadgiri	Hunisigi	KODEKAL	Hobli	Green Gram (Moong Bean/ Moong)	RF			Taluk Level	6	705.22		
26	Yadgiri	Hunisigi	HUNASIGI	Hobli	GROUNDNUT	IRR			District Level	32	1655.35		
27	Yadgiri	Hunisigi	KODEKAL	Hobli	GROUNDNUT	IRR			District Level	32	1655.35		
28	Yadgiri	Hunisigi	HUNASIGI	Hobli	GROUNDNUT	RF			Taluk Level	8	1209.67		
29	Yadgiri	Hunisigi	KODEKAL	Hobli	GROUNDNUT	RF			Taluk Level	8	1209.67		
30	Yadgiri	Hunisigi	HUNASIGI	Hobli	Onion	RF	10	6414.80					
31	Yadgiri	Hunisigi	HUNASIGI	Hobli	Pearl Millet (Bajra/Bulrush Millet/Spiked Millet)	IRR			Taluk Level	18	2281.15		
32	Yadgiri	Hunisigi	KODEKAL	Hobli	Pearl Millet (Bajra/Bulrush Millet/Spiked Millet)	IRR	10	2408.16					
33	Yadgiri	Hunisigi	HUNASIGI	Hobli	Pearl Millet (Bajra/Bulrush Millet/Spiked Millet)	RF	10	1310.31					
34	Yadgiri	Hunisigi	KODEKAL	Hobli	Pearl Millet (Bajra/Bulrush Millet/Spiked Millet)	RF	10	1524.39					
35	Yadgiri	Hunisigi	HUNASIGI	Hobli	Pigeon pea (red gram/arhar/tur)	IRR	10	1090.80					

Government of Karnataka
Directorate of Economics and Statistics
Hobli Level Average Yield data for Kharif season 2019-20

S.N	District	Taluk	Insurance Unit (hobli/ GP)	GP/HO BLI	Crop	IRR/RF	No_CCE Conducted	Average Yield(Kg/ Ha)	Name Of Higher Level	No cce Conducted Higher	Higher average Yield(Kg/Ha)	Neighbouring Yield	Tech-based Yield
36	Yadgiri	Hunisigi	KODEKAL	Hobli	Pigeon pea (red gram/arhar/tur)	IRR	10	1207.01					
37	Yadgiri	Hunisigi	KODEKAL	Hobli	Sesame (Gingelly/Til)/Sesamum	RF			State Level	1121	806.29		
38	Yadgiri	Hunisigi	HUNASIGI	Hobli	SUNFLOWER	IRR			Taluk Level	8	1035.42		
39	Yadgiri	Hunisigi	KODEKAL	Hobli	SUNFLOWER	IRR			Taluk Level	8	1035.42		
40	Yadgiri	Hunisigi	HUNASIGI	Hobli	SUNFLOWER	RF			District Level	16	1005.85		
41	Yadgiri	Hunisigi	KODEKAL	Hobli	SUNFLOWER	RF			District Level	16	1005.85		
42	Yadgiri	Shahapur	DORANALLI	Hobli	COTTON	IRR	10	1039.50					
43	Yadgiri	Shahapur	GOGI	Hobli	COTTON	IRR	10	1299.24					
44	Yadgiri	Shahapur	SHAHAPURA	Hobli	COTTON	IRR	10	876.17					
45	Yadgiri	Shahapur	DORANALLI	Hobli	COTTON	RF	10	955.76					
46	Yadgiri	Shahapur	GOGI	Hobli	COTTON	RF	10	685.82					
47	Yadgiri	Shahapur	SHAHAPURA	Hobli	COTTON	RF	10	659.20					
48	Yadgiri	Shahapur	DORANALLI	Hobli	Green Gram (Moong Bean/ Moong)	RF	10	625.25					
49	Yadgiri	Shahapur	GOGI	Hobli	Green Gram (Moong Bean/ Moong)	RF	10	546.93					
50	Yadgiri	Shahapur	SHAHAPURA	Hobli	Green Gram (Moong Bean/ Moong)	RF	10	534.32					
51	Yadgiri	Shahapur	DORANALLI	Hobli	GROUNDNUT	IRR			District Level	32	1655.35		
52	Yadgiri	Shahapur	GOGI	Hobli	GROUNDNUT	IRR			District Level	32	1655.35		
53	Yadgiri	Shahapur	SHAHAPURA	Hobli	GROUNDNUT	IRR			District Level	32	1655.35		
54	Yadgiri	Shahapur	DORANALLI	Hobli	GROUNDNUT	RF			Taluk Level	4	1187.59		

Government of Karnataka
Directorate of Economics and Statistics
Hobli Level Average Yield data for Kharif season 2019-20

S.N	District	Taluk	Insurance Unit (hobli/ GP)	GP/HO BLI	Crop	IRR RF	No_CCE Conducted	Average Yield(Kg/ Ha)	Name_Of_Higher_Level	No_cce Conducted_Higher	Higher average Yield(Kg/Ha)	Neighbouring Yield	Tech-based Yield
55	Yadgiri	Shahapur	GOGI	Hobli	GROUNDNUT	RF			Taluk Level	4	1187.59		
56	Yadgiri	Shahapur	SHAHAPURA	Hobli	GROUNDNUT	RF			Taluk Level	4	1187.59		
57	Yadgiri	Shahapur	DORANALLI	Hobli	Maize (Makka)	IRR			Taluk Level	2	4894.89		
58	Yadgiri	Shahapur	GOGI	Hobli	Maize (Makka)	IRR			Taluk Level	2	4894.89		
59	Yadgiri	Shahapur	SHAHAPURA	Hobli	Maize (Makka)	IRR			Taluk Level	2	4894.89		
60	Yadgiri	Shahapur	GOGI	Hobli	Pearl Millet (Bajra/Bulrush Millet/Spiked Millet)	IRR			Taluk Level	7	2015.63		
61	Yadgiri	Shahapur	SHAHAPURA	Hobli	Pearl Millet (Bajra/Bulrush Millet/Spiked Millet)	IRR			Taluk Level	7	2015.63		
62	Yadgiri	Shahapur	DORANALLI	Hobli	Pearl Millet (Bajra/Bulrush Millet/Spiked Millet)	RF			Taluk Level	10	1419.09		
63	Yadgiri	Shahapur	GOGI	Hobli	Pearl Millet (Bajra/Bulrush Millet/Spiked Millet)	RF			Taluk Level	10	1419.09		
64	Yadgiri	Shahapur	SHAHAPURA	Hobli	Pearl Millet (Bajra/Bulrush Millet/Spiked Millet)	RF			Taluk Level	10	1419.09		
65	Yadgiri	Shahapur	DORANALLI	Hobli	Pigeon pea (red gram/arhar/tur)	IRR	10	966.56					
66	Yadgiri	Shahapur	GOGI	Hobli	Pigeon pea (red gram/arhar/tur)	IRR			Taluk Level	24	1165.61		
67	Yadgiri	Shahapur	SHAHAPURA	Hobli	Pigeon pea (red gram/arhar/tur)	IRR			Taluk Level	24	1165.61		
68	Yadgiri	Shahapur	DORANALLI	Hobli	SUNFLOWER	IRR			District Level	8	1035.42		
69	Yadgiri	Shahapur	GOGI	Hobli	SUNFLOWER	IRR			District Level	8	1035.42		
70	Yadgiri	Shahapur	SHAHAPURA	Hobli	SUNFLOWER	IRR			District Level	8	1035.42		
71	Yadgiri	Shahapur	DORANALLI	Hobli	SUNFLOWER	RF			District Level	16	1005.85		

Government of Karnataka
Directorate of Economics and Statistics
Hobli Level Average Yield data for Kharif season 2019-20

S.N	District	Taluk	Insurance Unit (hobli/ GP)	GP/HO BLI	Crop	IRR- RF	No_CCE_Conducted	Average Yield(Kg/ Ha)	Name_Of_Higher_Level	No_cce Conducted_Higher	Higher average Yield(Kg/Ha)	Neighbouring Yield	Tech. based Yield
72	Yadgiri	Shahapur	GOGI	Hobli	SUNFLOWER	RF			District Level	16	1005.85		
73	Yadgiri	Shahapur	SHAHAPURA	Hobli	SUNFLOWER	RF			District Level	16	1005.85		
74	Yadgiri	Shorapur	KAKKERA	Hobli	COTTON	IRR	10	875.83					
75	Yadgiri	Shorapur	KEMBHAVI	Hobli	COTTON	IRR	10	1046.17					
76	Yadgiri	Shorapur	SHORAPURA	Hobli	COTTON	IRR	10	891.15					
77	Yadgiri	Shorapur	KAKKERA	Hobli	COTTON	RF	10	692.49					
78	Yadgiri	Shorapur	KEMBHAVI	Hobli	COTTON	RF	10	889.38					
79	Yadgiri	Shorapur	SHORAPURA	Hobli	COTTON	RF	10	637.90					
80	Yadgiri	Shorapur	KAKKERA	Hobli	Green Gram (Moong Bean/ Moong)	RF			Taluk Level	14	560.51		
81	Yadgiri	Shorapur	KEMBHAVI	Hobli	Green Gram (Moong Bean/ Moong)	RF			Taluk Level	14	560.51		
82	Yadgiri	Shorapur	SHORAPURA	Hobli	Green Gram (Moong Bean/ Moong)	RF			Taluk Level	14	560.51		
83	Yadgiri	Shorapur	KAKKERA	Hobli	GROUNDNUT	IRR			Taluk Level	8	1857.76		
84	Yadgiri	Shorapur	KEMBHAVI	Hobli	GROUNDNUT	IRR			Taluk Level	8	1857.76		
85	Yadgiri	Shorapur	SHORAPURA	Hobli	GROUNDNUT	IRR			Taluk Level	8	1857.76		
86	Yadgiri	Shorapur	KAKKERA	Hobli	GROUNDNUT	RF			Taluk Level	12	1114.37		
87	Yadgiri	Shorapur	KEMBHAVI	Hobli	GROUNDNUT	RF			Taluk Level	12	1114.37		
88	Yadgiri	Shorapur	SHORAPURA	Hobli	GROUNDNUT	RF			Taluk Level	12	1114.37		
89	Yadgiri	Shorapur	KAKKERA	Hobli	Pearl Millet (Bajra/Bulrush Millet/Spiked Millet)	IRR	10	1940.50					

Government of Karnataka
Directorate of Economics and Statistics
Hobli Level Average Yield data for Kharif season 2019-20

S.N	District	Taluk	Insurance Unit (hobli/ GP)	GP/HO BLI	Crop	IRR/RF	No_CCE Conducted	Average Yield(Kg/ Ha)	Name_Of_Higher_Level	No_cce Conducted_Higher	Higher average Yield(Kg/Ha)	Neighbouring Yield	Tech based Yield
90	Yadgiri	Shorapur	KEMBHAVI	Hobli	Pearl Millet (Bajra/Bulrush Millet/Spiked Millet)	IRR			Taluk Level	20	1883.77		
91	Yadgiri	Shorapur	SHORAPURA	Hobli	Pearl Millet (Bajra/Bulrush Millet/Spiked Millet)	IRR	10	1827.05					
92	Yadgiri	Shorapur	KAKKERA	Hobli	Pearl Millet (Bajra/Bulrush Millet/Spiked Millet)	RF	10	1693.99					
93	Yadgiri	Shorapur	KEMBHAVI	Hobli	Pearl Millet (Bajra/Bulrush Millet/Spiked Millet)	RF	10	1975.81					
94	Yadgiri	Shorapur	SHORAPURA	Hobli	Pearl Millet (Bajra/Bulrush Millet/Spiked Millet)	RF	10	1716.62					
95	Yadgiri	Shorapur	KAKKERA	Hobli	Pigeon pea (red gram/arhar/tur)	IRR	10	927.07					
96	Yadgiri	Shorapur	KEMBHAVI	Hobli	Pigeon pea (red gram/arhar/tur)	IRR	10	1243.59					
97	Yadgiri	Shorapur	SHORAPURA	Hobli	Pigeon pea (red gram/arhar/tur)	IRR	10	1143.20					
98	Yadgiri	Shorapur	KAKKERA	Hobli	SUNFLOWER	IRR			District Level	8	1035.42		
99	Yadgiri	Shorapur	KEMBHAVI	Hobli	SUNFLOWER	IRR			District Level	8	1035.42		
100	Yadgiri	Shorapur	SHORAPURA	Hobli	SUNFLOWER	IRR			District Level	8	1035.42		
101	Yadgiri	Shorapur	KAKKERA	Hobli	SUNFLOWER	RF			Taluk Level	4	581.25		
102	Yadgiri	Shorapur	KEMBHAVI	Hobli	SUNFLOWER	RF			Taluk Level	4	581.25		
103	Yadgiri	Shorapur	SHORAPURA	Hobli	SUNFLOWER	RF			Taluk Level	4	581.25		
104	Yadgiri	Vadagera	HAIYYALA B	Hobli	COTTON	IRR	10	1009.94					
105	Yadgiri	Vadagera	VADAGERA	Hobli	COTTON	IRR	10	881.71					
106	Yadgiri	Vadagera	HAIYYALA B	Hobli	COTTON	RF	10	810.66					

Government of Karnataka
Directorate of Economics and Statistics
Hobli Level Average Yield data for Kharif season 2019-20

S.N	District	Taluk	Insurance Unit (hobli/ GP)	GP/HO BLI	Crop	IRR- RF	No_CCE_Conducted	Average Yield(Kg/ Ha)	Name_Of_Higher_Level	No_cce Conducted_Higher	Higher average Yield(Kg/Ha)	Neighbouring Yield	Tech. based Yield
107	Yadgiri	Vadagera	VADAGERA	Hobli	COTTON	RF	10	697.89					
108	Yadgiri	Vadagera	HAIYYALA B	Hobli	Green Gram (Moong Bean/ Moong)	RF			Taluk Level	18	710.50		
109	Yadgiri	Vadagera	VADAGERA	Hobli	Green Gram (Moong Bean/ Moong)	RF	10	715.74					
110	Yadgiri	Vadagera	HAIYYALA B	Hobli	GROUNDNUT	IRR			Taluk Level	2	2471.77		
111	Yadgiri	Vadagera	VADAGERA	Hobli	GROUNDNUT	IRR			Taluk Level	2	2471.77		
112	Yadgiri	Vadagera	HAIYYALA B	Hobli	GROUNDNUT	RF			District Level	38	1188.70		
113	Yadgiri	Vadagera	VADAGERA	Hobli	GROUNDNUT	RF			District Level	38	1188.70		
114	Yadgiri	Vadagera	HAIYYALA B	Hobli	Maize (Makka)	IRR			District Level	2	4894.89		
115	Yadgiri	Vadagera	VADAGERA	Hobli	Maize (Makka)	IRR			District Level	2	4894.89		
116	Yadgiri	Vadagera	VADAGERA	Hobli	Maize (Makka)	RF			State Level	7115	3076.17		
117	Yadgiri	Vadagera	HAIYYALA B	Hobli	Pearl Millet (Bajra/Bulrush Millet/Spiked Millet)	IRR			Taluk Level	2	1785.60		
118	Yadgiri	Vadagera	VADAGERA	Hobli	Pearl Millet (Bajra/Bulrush Millet/Spiked Millet)	IRR			Taluk Level	2	1785.60		
119	Yadgiri	Vadagera	HAIYYALA B	Hobli	Pearl Millet (Bajra/Bulrush Millet/Spiked Millet)	RF			Taluk Level	16	2144.06		
120	Yadgiri	Vadagera	VADAGERA	Hobli	Pearl Millet (Bajra/Bulrush Millet/Spiked Millet)	RF	10	2196.50					
121	Yadgiri	Vadagera	HAIYYALA B	Hobli	Pigeon pea (red gram/arhar/tur)	IRR	10	996.19					
122	Yadgiri	Vadagera	VADAGERA	Hobli	Pigeon pea (red gram/arhar/tur)	IRR			Taluk Level	18	957.85		
123	Yadgiri	Vadagera	HAIYYALA B	Hobli	SUNFLOWER	IRR			District Level	8	1035.42		

Government of Karnataka
Directorate of Economics and Statistics
Hobli Level Average Yield data for Kharif season 2019-20

S.N	District	Taluk	Insurance Unit (hobli/ GP)	GP/HO BLI	Crop	IRR RF	No_CCE Conducted	Average Yield(Kg/ Ha)	Name Of Higher Level	No_cce Conducted Higher	Higher average Yield(Kg/Ha)	Neighbouring Yield	Tech based Yield
124	Yadgiri	Vadagera	HAIYYALA B	Hobli	SUNFLOWER	RF			Taluk Level	4	956.91		
125	Yadgiri	Vadagera	VADAGERA	Hobli	SUNFLOWER	RF			Taluk Level	4	956.91		
126	Yadgiri	Yadgir	BALICHAKRA	Hobli	COTTON	IRR	10	849.88					
127	Yadgiri	Yadgir	HATTIKUNI	Hobli	COTTON	IRR	10	1076.86					
128	Yadgiri	Yadgir	YADAGIRI	Hobli	COTTON	IRR	10	850.53					
129	Yadgiri	Yadgir	BALICHAKRA	Hobli	COTTON	RF	10	589.81					
130	Yadgiri	Yadgir	HATTIKUNI	Hobli	COTTON	RF	10	964.91					
131	Yadgiri	Yadgir	SAIDAPORA	Hobli	COTTON	RF	10	616.29					
132	Yadgiri	Yadgir	YADAGIRI	Hobli	COTTON	RF	10	624.83					
133	Yadgiri	Yadgir	BALICHAKRA	Hobli	Green Gram (Moong Bean/ Moong)	RF	10	497.97					
134	Yadgiri	Yadgir	HATTIKUNI	Hobli	Green Gram (Moong Bean/ Moong)	RF	10	763.46					
135	Yadgiri	Yadgir	SAIDAPORA	Hobli	Green Gram (Moong Bean/ Moong)	RF	10	746.26					
136	Yadgiri	Yadgir	YADAGIRI	Hobli	Green Gram (Moong Bean/ Moong)	RF	10	863.70					
137	Yadgiri	Yadgir	BALICHAKRA	Hobli	GROUNDNUT	IRR	10	1849.64					
138	Yadgiri	Yadgir	HATTIKUNI	Hobli	GROUNDNUT	IRR			Taluk Level	18	1596.99		
139	Yadgiri	Yadgir	SAIDAPORA	Hobli	GROUNDNUT	IRR			Taluk Level	18	1596.99		
140	Yadgiri	Yadgir	YADAGIRI	Hobli	GROUNDNUT	IRR			Taluk Level	18	1596.99		
141	Yadgiri	Yadgir	BALICHAKRA	Hobli	GROUNDNUT	RF			Taluk Level	14	1240.75		
142	Yadgiri	Yadgir	HATTIKUNI	Hobli	GROUNDNUT	RF			Taluk Level	14	1240.75		

Government of Karnataka
Directorate of Economics and Statistics
Hobli Level Average Yield data for Kharif season 2019-20

S.N	District	Taluk	Insurance Unit (hobli/ GP)	GP/HO BLI	Crop	IRR_RF	No_CCE_Conducted	Average Yield(Kg/ Ha)	Name_Of_Higher_Level	No_cce_Conducted_Higher	Higher average Yield(Kg/Ha)	Neighbouring Yield	Tech. based Yield
143	Yadgiri	Yadgir	YADAGIRI	Hobli	GROUNDNUT	RF			Taluk Level	14	1240.75		
144	Yadgiri	Yadgir	BALICHAKRA	Hobli	PADDY	RF			Taluk Level	2	2080.57		
145	Yadgiri	Yadgir	BALICHAKRA	Hobli	Pearl Millet (Bajra/Bulrush Millet/Spiked Millet)	RF			Taluk Level	14	1777.45		
146	Yadgiri	Yadgir	HATTIKUNI	Hobli	Pearl Millet (Bajra/Bulrush Millet/Spiked Millet)	RF			Taluk Level	14	1777.45		
147	Yadgiri	Yadgir	SAIDAPORA	Hobli	Pearl Millet (Bajra/Bulrush Millet/Spiked Millet)	RF			Taluk Level	14	1777.45		
148	Yadgiri	Yadgir	YADAGIRI	Hobli	Pearl Millet (Bajra/Bulrush Millet/Spiked Millet)	RF			Taluk Level	14	1777.45		
149	Yadgiri	Yadgir	BALICHAKRA	Hobli	SUNFLOWER	RF			Taluk Level	4	1094.47		
150	Yadgiri	Yadgir	SAIDAPORA	Hobli	SUNFLOWER	RF			Taluk Level	4	1094.47		
151	Yadgiri	Yadgir	YADAGIRI	Hobli	SUNFLOWER	RF			Taluk Level	4	1094.47		


Director

Directorate of Economics and Statistics

