

2019-20ನೇ ಸಾಲಿನ ಮುಂಗಾರು ಹಂಗಾಮಿನ ಗ್ರಾಮ

ಪಂಚಾಯಿತಿವಾರು ಅಂತಿಮ ಸರಾಸರಿ ಇಳುವರಿ

(ಪರಿಷ್ಕೃತ)

**(Neighbouring Yield & Technology Based**

**Yield ನ್ನು ಒಳಗೊಂಡಿದೆ)**



**Government of Karnataka**  
**Directorate of Economics and Statistics**  
**GP Level Average Yield data for Kharif season 2019-20**

S.N	District	Taluk	Insurance Unit (hobli/ GP)	GP/HO BLI	Crop	IRR RF	No_CCE Conducted	Average Yield(Kg/Ha)	Name_Of Higher Level	No_cce Conducted Higher	Higher average Yield(Kg/Ha)	Neighbo uring Yield	Tech. based Yield
1	Bagalkot	Badami	ADAGALL	GP	Maize (Makka)	IRR	4	3470.85					
2	Bagalkot	Badami	ALUR-SK	GP	Maize (Makka)	IRR	4	5161.63					
3	Bagalkot	Badami	ANAVAL	GP	Maize (Makka)	IRR	4	4305.74					
4	Bagalkot	Badami	Badami (ULB)	GP	Maize (Makka)	IRR	4	4736.31					
5	Bagalkot	Badami	BELOOR	GP	Maize (Makka)	IRR	4	2034.88					
6	Bagalkot	Badami	CHOLACHAGUDD	GP	Maize (Makka)	IRR	4	5397.93					
7	Bagalkot	Badami	FHAKEERABOODIHAL	GP	Maize (Makka)	IRR	4	4358.25					
8	Bagalkot	Badami	HALADUR	GP	Maize (Makka)	IRR			Hobli Level	45	4782.29		
9	Bagalkot	Badami	HALAKURKI	GP	Maize (Makka)	IRR	4	4368.75					
10	Bagalkot	Badami	HALIGERI	GP	Maize (Makka)	IRR	4	4085.20					
11	Bagalkot	Badami	HANAPUR-SP	GP	Maize (Makka)	IRR	4	5986.03					
12	Bagalkot	Badami	HANGARAGI	GP	Maize (Makka)	IRR	4	5408.43					
13	Bagalkot	Badami	HANSURA	GP	Maize (Makka)	IRR	4	7556.05					
14	Bagalkot	Badami	HEBALLI	GP	Maize (Makka)	IRR	4	2289.39					
15	Bagalkot	Badami	HOOLAGERI	GP	Maize (Makka)	IRR	4	4605.04					
16	Bagalkot	Badami	HOSUR	GP	Maize (Makka)	IRR	4	2263.14					
17	Bagalkot	Badami	HULLIKERI-INAM	GP	Maize (Makka)	IRR	4	5765.49					
18	Bagalkot	Badami	JALIHAL	GP	Maize (Makka)	IRR	4	3008.77					
19	Bagalkot	Badami	JUMMANAKATTI	GP	Maize (Makka)	IRR	4	4828.20					
20	Bagalkot	Badami	KAINAKATTI	GP	Maize (Makka)	IRR	4	4652.30					

**Government of Karnataka**  
**Directorate of Economics and Statistics**  
**GP Level Average Yield data for Kharif season 2019-20**

S.N	District	Taluk	Insurance Unit (hobli/ GP)	GP/HO BLI	Crop	IRR RF	No_CCE Conducted	Average Yield(Kg/Ha)	Name_Of_Higher_Level	No_cce Conducted_Higher	Higher average Yield(Kg/Ha)	Neighboring Yield	Tech-based Yield
21	Bagalkot	Badami	KAKANUR	GP	Maize (Makka)	IRR	4	5198.39					
22	Bagalkot	Badami	KATAGERI	GP	Maize (Makka)	IRR	4	1026.55					
23	Bagalkot	Badami	KATARAKI	GP	Maize (Makka)	IRR			Hobli Level	46	4208.72		
24	Bagalkot	Badami	KELAVADI	GP	Maize (Makka)	IRR	4	3560.11					
25	Bagalkot	Badami	KENDURU	GP	Maize (Makka)	IRR	4	4426.51					
26	Bagalkot	Badami	Kerur (ULB)	GP	Maize (Makka)	IRR	4	5807.50					
27	Bagalkot	Badami	KITTALI	GP	Maize (Makka)	IRR	4	3843.66					
28	Bagalkot	Badami	KOTIKALL	GP	Maize (Makka)	IRR	4	5802.25					
29	Bagalkot	Badami	KULAGERI CROSS	GP	Maize (Makka)	IRR	4	5681.48					
30	Bagalkot	Badami	LAYADAGUNDI	GP	Maize (Makka)	IRR	4	7466.78					
31	Bagalkot	Badami	MAMATAGERI	GP	Maize (Makka)	IRR	4	6649.14					
32	Bagalkot	Badami	MANGALAGUDDA	GP	Maize (Makka)	IRR	4	5166.89					
33	Bagalkot	Badami	MANGALUR	GP	Maize (Makka)	IRR			Hobli Level	46	4208.72		
34	Bagalkot	Badami	MUSTIGERI	GP	Maize (Makka)	IRR	4	7099.22					
35	Bagalkot	Badami	MUTTALAGERI	GP	Maize (Makka)	IRR	4	5933.52					
36	Bagalkot	Badami	NAGARAL-S.P	GP	Maize (Makka)	IRR	4	1391.49					
37	Bagalkot	Badami	NANDIKESHWAR	GP	Maize (Makka)	IRR	4	5109.13					
38	Bagalkot	Badami	NARASAPUR	GP	Maize (Makka)	IRR	4	5718.23					
39	Bagalkot	Badami	NEELAGUND	GP	Maize (Makka)	IRR	4	5576.46					
40	Bagalkot	Badami	NEERABOODIHAL	GP	Maize (Makka)	IRR	4	6721.15					

*CA*

**Government of Karnataka**  
**Directorate of Economics and Statistics**  
**GP Level Average Yield data for Kharif season 2019-20**

S.N	District	Taluk	Insurance Unit (hobli/ GP)	GP/HO BLI	Crop	IRR_Rf	No_CCE Conducted	Average Yield(Kg/Ha)	Name_Of Higher_Level	No_cce Conducted Higher	Higher average Yield(Kg/Ha)	Neighbo uring Yield	Tech. based Yield
41	Bagalkot	Badami	NEERALAKERI	GP	Maize (Makka)	IRR	4	4258.48					
42	Bagalkot	Badami	PARVATI	GP	Maize (Makka)	IRR	4	5261.40					
43	Bagalkot	Badami	PATTADAKALL	GP	Maize (Makka)	IRR	4	4305.74					
44	Bagalkot	Badami	SULIKERI	GP	Maize (Makka)	IRR	4	4825.58					
45	Bagalkot	Badami	ADAGALL	GP	Pearl Millet (Bajra/Bulrush Millet/Spiked)	RF	4	2192.39					
46	Bagalkot	Badami	ALUR-SK	GP	Pearl Millet (Bajra/Bulrush Millet/Spiked)	RF	4	2336.36					
47	Bagalkot	Badami	ANAVAl	GP	Pearl Millet (Bajra/Bulrush Millet/Spiked)	RF	4	1382.07					
48	Bagalkot	Badami	Badami (ULB)	GP	Pearl Millet (Bajra/Bulrush Millet/Spiked)	RF	4	1830.42					
49	Bagalkot	Badami	BELOOR	GP	Pearl Millet (Bajra/Bulrush Millet/Spiked)	RF	4	442.72					
50	Bagalkot	Badami	CHOLACHAGUDD	GP	Pearl Millet (Bajra/Bulrush Millet/Spiked)	RF	4	2369.26					
51	Bagalkot	Badami	FHAKEERABOODIHAL	GP	Pearl Millet (Bajra/Bulrush Millet/Spiked)	RF	4	390.77					
52	Bagalkot	Badami	Guledgudda (ULB)	GP	Pearl Millet (Bajra/Bulrush Millet/Spiked)	RF	4	1131.16					
53	Bagalkot	Badami	HALADUR	GP	Pearl Millet (Bajra/Bulrush Millet/Spiked)	RF	4	1007.76					
54	Bagalkot	Badami	HALAKURKI	GP	Pearl Millet (Bajra/Bulrush Millet/Spiked)	RF	4	2015.52					
55	Bagalkot	Badami	HALIGERI	GP	Pearl Millet (Bajra/Bulrush Millet/Spiked)	RF	4	1665.89					

*cb*

**Government of Karnataka**  
**Directorate of Economics and Statistics**  
**GP Level Average Yield data for Kharif season 2019-20**

S.N	District	Taluk	Insurance Unit (hobli/GP)	GP/HO BLI	Crop	IRR RF	No_CCE Conducted	Average Yield(Kg/Ha)	Name_Of_Higher_Level	No_cce Conducted_Higher	Higher average Yield(Kg/Ha)	Neighbo uring Yield	Tech based Yield
56	Bagalkot	Badami	HANAPUR-SP	GP	Pearl Millet (Bajra/Bulrush Millet/Spiked)	RF	4	1546.60					
57	Bagalkot	Badami	HANGARAGI	GP	Pearl Millet (Bajra/Bulrush Millet/Spiked)	RF	4	1686.45					
58	Bagalkot	Badami	HANSURA	GP	Pearl Millet (Bajra/Bulrush Millet/Spiked)	RF	4	1478.73					
59	Bagalkot	Badami	HEBALLI	GP	Pearl Millet (Bajra/Bulrush Millet/Spiked)	RF	4	1855.10					
60	Bagalkot	Badami	HOOLAGERI	GP	Pearl Millet (Bajra/Bulrush Millet/Spiked)	RF	4	1336.82					
61	Bagalkot	Badami	HOSUR	GP	Pearl Millet (Bajra/Bulrush Millet/Spiked)	RF	4	876.13					
62	Bagalkot	Badami	HULLIKERI-INAM	GP	Pearl Millet (Bajra/Bulrush Millet/Spiked)	RF	4	1369.73					
63	Bagalkot	Badami	JALIHAL	GP	Pearl Millet (Bajra/Bulrush Millet/Spiked)	RF	4	361.15					
64	Bagalkot	Badami	JUMMANAKATTI	GP	Pearl Millet (Bajra/Bulrush Millet/Spiked)	RF	4	1419.09					
65	Bagalkot	Badami	KAINAKATTI	GP	Pearl Millet (Bajra/Bulrush Millet/Spiked)	RF	4	2297.97					
66	Bagalkot	Badami	KAKANUR	GP	Pearl Millet (Bajra/Bulrush Millet/Spiked)	RF	4	2611.95					
67	Bagalkot	Badami	KATAGERI	GP	Pearl Millet (Bajra/Bulrush Millet/Spiked)	RF	4	493.60					
68	Bagalkot	Badami	KATARAKI	GP	Pearl Millet (Bajra/Bulrush Millet/Spiked)	RF	4	2402.17					
69	Bagalkot	Badami	KELAVADI	GP	Pearl Millet (Bajra/Bulrush Millet/Spiked)	RF	4	1213.42					

CS

**Government of Karnataka**  
**Directorate of Economics and Statistics**  
**GP Level Average Yield data for Kharif season 2019-20**

S.N	District	Taluk	Insurance Unit (hobli/ GP)	GP/HO BLI	Crop	IRR RF	No_CCE Conducted	Average Yield(Kg/Ha)	Name_Of_Higher_Level	No_cce Conducted Higher	Higher average Yield(Kg/Ha)	Neighboring Yield	Tech-based Yield
70	Bagalkot	Badami	KENDURU	GP	Pearl Millet (Bajra/Bulrush Millet/Spiked)	RF	4	1460.22					
71	Bagalkot	Badami	Kerur (ULB)	GP	Pearl Millet (Bajra/Bulrush Millet/Spiked)	RF	4	1692.62					
72	Bagalkot	Badami	KITTALI	GP	Pearl Millet (Bajra/Bulrush Millet/Spiked)	RF	4	2173.19					
73	Bagalkot	Badami	KOTIKALL	GP	Pearl Millet (Bajra/Bulrush Millet/Spiked)	RF	4	1213.43					
74	Bagalkot	Badami	KULAGERI CROSS	GP	Pearl Millet (Bajra/Bulrush Millet/Spiked)	RF	4	2624.29					
75	Bagalkot	Badami	LAYADAGUNDI	GP	Pearl Millet (Bajra/Bulrush Millet/Spiked)	RF	4	2509.11					
76	Bagalkot	Badami	MAMATAGERI	GP	Pearl Millet (Bajra/Bulrush Millet/Spiked)	RF	4	3047.96					
77	Bagalkot	Badami	MANGALAGUDDA	GP	Pearl Millet (Bajra/Bulrush Millet/Spiked)	RF	4	1550.71					
78	Bagalkot	Badami	MANGALUR	GP	Pearl Millet (Bajra/Bulrush Millet/Spiked)	RF			Hobli Level	50	1485.21		
79	Bagalkot	Badami	MUSTIGERI	GP	Pearl Millet (Bajra/Bulrush Millet/Spiked)	RF	4	2036.09					
80	Bagalkot	Badami	MUTTALAGERI	GP	Pearl Millet (Bajra/Bulrush Millet/Spiked)	RF	4	1088.38					
81	Bagalkot	Badami	NAGARAL-S.P	GP	Pearl Millet (Bajra/Bulrush Millet/Spiked)	RF	4	637.56					
82	Bagalkot	Badami	NANDIKESHWAR	GP	Pearl Millet (Bajra/Bulrush Millet/Spiked)	RF	4	1316.26					
83	Bagalkot	Badami	NARASAPUR	GP	Pearl Millet (Bajra/Bulrush Millet/Spiked)	RF	4	1805.74					

**Government of Karnataka**  
**Directorate of Economics and Statistics**  
**GP Level Average Yield data for Kharif season 2019-20**

S.N	District	Taluk	Insurance Unit (hobli/ GP)	GP/HO BLI	Crop	IRR_Rf	No_CCE Conducted	Average Yield(Kg/Ha)	Name_Of_Higher_Level	No_cce Conducted_Higher	Higher average Yield(Kg/Ha)	Neighboring Yield	Tech-based Yield
84	Bagalkot	Badami	NEELAGUND	GP	Pearl Millet (Bajra/Bulrush Millet/Spiked)	RF	4	1583.62					
85	Bagalkot	Badami	NEERABOODIHAL	GP	Pearl Millet (Bajra/Bulrush Millet/Spiked)	RF	4	1542.49					
86	Bagalkot	Badami	NEERALAKERI	GP	Pearl Millet (Bajra/Bulrush Millet/Spiked)	RF	4	2381.60					
87	Bagalkot	Badami	PARVATI	GP	Pearl Millet (Bajra/Bulrush Millet/Spiked)	RF	4	1349.16					
88	Bagalkot	Badami	PATTADAKALL	GP	Pearl Millet (Bajra/Bulrush Millet/Spiked)	RF	4	1357.39					
89	Bagalkot	Badami	SULIKERI	GP	Pearl Millet (Bajra/Bulrush Millet/Spiked)	RF	4	1900.35					
90	Bagalkot	Bagalkot	BENAKATTI	GP	Green Gram (Moong Bean/Moong)	RF	4	320.15					
91	Bagalkot	Bagalkot	BENNUR	GP	Green Gram (Moong Bean/Moong)	RF			Hobli Level	24	64.80		
92	Bagalkot	Bagalkot	BEVINAMATTI-S.H	GP	Green Gram (Moong Bean/Moong)	RF	4	91.42					
93	Bagalkot	Bagalkot	BEVOOR	GP	Green Gram (Moong Bean/Moong)	RF	4	86.02					
94	Bagalkot	Bagalkot	BHAGAVATHI	GP	Green Gram (Moong Bean/Moong)	RF	4	127.07					
95	Bagalkot	Bagalkot	BILKERUR	GP	Green Gram (Moong Bean/Moong)	RF	4	35.87					
96	Bagalkot	Bagalkot	CHIKKAMYAGERI	GP	Green Gram (Moong Bean/Moong)	RF	4	132.80					
97	Bagalkot	Bagalkot	CHIKKASHELLIKERI	GP	Green Gram (Moong Bean/Moong)	RF	4	158.15					



**Government of Karnataka**  
**Directorate of Economics and Statistics**  
**GP Level Average Yield data for Kharif season 2019-20**

S.N	District	Taluk	Insurance Unit (hobli/ GP)	GP/HO BLI	Crop	IRR_Rf	No_CCE Conducted	Average Yield(Kg/Ha)	Name_Of_Higher_Level	No_cce Conducted_Higher	Higher average Yield(Kg/Ha)	Neighbo uring Yield	Tech based Yield
98	Bagalkot	Bagalkot	DEVANAL	GP	Green Gram (Moong Bean/ Moong)	RF			Hobli Level	36	124.17		
99	Bagalkot	Bagalkot	GADDANAKERI	GP	Green Gram (Moong Bean/ Moong)	RF	4	60.18					
100	Bagalkot	Bagalkot	HALLUR	GP	Green Gram (Moong Bean/ Moong)	RF	4	83.70					
101	Bagalkot	Bagalkot	HIREGULABAL	GP	Green Gram (Moong Bean/ Moong)	RF			Hobli Level	24	64.80		
102	Bagalkot	Bagalkot	HOSUR	GP	Green Gram (Moong Bean/ Moong)	RF	4	47.64					
103	Bagalkot	Bagalkot	KADAMPUR	GP	Green Gram (Moong Bean/ Moong)	RF	4	129.54					
104	Bagalkot	Bagalkot	KADLIMATTI	GP	Green Gram (Moong Bean/ Moong)	RF	4	97.59					
105	Bagalkot	Bagalkot	KALADAGI	GP	Green Gram (Moong Bean/ Moong)	RF	4	67.12					
106	Bagalkot	Bagalkot	KHAJJIDONI	GP	Green Gram (Moong Bean/ Moong)	RF	4	105.11					
107	Bagalkot	Bagalkot	MUGALOLLI	GP	Green Gram (Moong Bean/ Moong)	RF	4	42.43					
108	Bagalkot	Bagalkot	MURANAL	GP	Green Gram (Moong Bean/ Moong)	RF	4	190.93					
109	Bagalkot	Bagalkot	NAYANEGALI	GP	Green Gram (Moong Bean/ Moong)	RF	4	25.38					
110	Bagalkot	Bagalkot	NEERALAKERI	GP	Green Gram (Moong Bean/ Moong)	RF	4	16.39					
111	Bagalkot	Bagalkot	RAMPUR	GP	Green Gram (Moong Bean/ Moong)	RF			Hobli Level	24	64.80		

**Government of Karnataka**  
**Directorate of Economics and Statistics**  
**GP Level Average Yield data for Kharif season 2019-20**

S.N	District	Taluk	Insurance Unit (hobli/ GP)	GP/HO BLI	Crop	IRR_Rf	No_CCE Conducted	Average Yield(Kg/Ha)	Name_Of_Higher_Level	No_cce Conducted_Higher	Higher average Yield(Kg/Ha)	Neighboring Yield	Tech-based Yield
112	Bagalkot	Bagalkot	SEEMIKERI	GP	Green Gram (Moong Bean/ Moong)	RF	4	107.23					
113	Bagalkot	Bagalkot	SHEEGIKERI	GP	Green Gram (Moong Bean/ Moong)	RF	4	103.18					
114	Bagalkot	Bagalkot	SHIRUR	GP	Green Gram (Moong Bean/ Moong)	RF	4	121.50					
115	Bagalkot	Bagalkot	SUTAGUNDAR	GP	Green Gram (Moong Bean/ Moong)	RF	4	100.07					
116	Bagalkot	Bagalkot	TIMMAPUR	GP	Green Gram (Moong Bean/ Moong)	RF	4	60.75					
117	Bagalkot	Bagalkot	TULASIGERI	GP	Green Gram (Moong Bean/ Moong)	RF	4	196.72					
118	Bagalkot	Bagalkot	YADAHALLI	GP	Green Gram (Moong Bean/ Moong)	RF	4	102.60					
119	Bagalkot	Bagalkot	Bagalkote (ULB)	GP	Maize (Makka)	IRR	4	5500.32					
120	Bagalkot	Bagalkot	BENAKATTI	GP	Maize (Makka)	IRR			Hobli Level	43	2253.25		
121	Bagalkot	Bagalkot	BENNUR	GP	Maize (Makka)	IRR	4	2273.64					
122	Bagalkot	Bagalkot	BEVINAMATTI-S.H	GP	Maize (Makka)	IRR	4	1412.49					
123	Bagalkot	Bagalkot	BEVOOR	GP	Maize (Makka)	IRR	4	1346.86					
124	Bagalkot	Bagalkot	BHAGAVATHI	GP	Maize (Makka)	IRR	4	2047.85					
125	Bagalkot	Bagalkot	BILKERUR	GP	Maize (Makka)	IRR	4	1380.99					
126	Bagalkot	Bagalkot	CHIKKAMYAGERI	GP	Maize (Makka)	IRR	4	1362.61					
127	Bagalkot	Bagalkot	CHIKKASHELLIKERI	GP	Maize (Makka)	IRR	4	2782.98					
128	Bagalkot	Bagalkot	DEVANAL	GP	Maize (Makka)	IRR			Hobli Level	39	2394.68		



**Government of Karnataka**  
**Directorate of Economics and Statistics**  
**GP Level Average Yield data for Kharif season 2019-20**

S.N	District	Taluk	Insurance Unit (Hobli/ GP)	GP/HO BLI	Crop	IRR RF	No_CCE Conducted	Average Yield(Kg/Ha)	Name_Of Higher Level	No_cce Conducted Higher	Higher average Yield(Kg/Ha)	Neighboring Yield	Tech. based Yield
129	Bagalkot	Bagalkot	GADDANAKERI	GP	Maize (Makka)	IRR	4	1459.75					
130	Bagalkot	Bagalkot	HALLUR	GP	Maize (Makka)	IRR	4	1401.99					
131	Bagalkot	Bagalkot	HIREGULABAL	GP	Maize (Makka)	IRR	4	1370.49					
132	Bagalkot	Bagalkot	HOSUR	GP	Maize (Makka)	IRR	4	2859.12					
133	Bagalkot	Bagalkot	KADAMPUR	GP	Maize (Makka)	IRR	4	1877.20					
134	Bagalkot	Bagalkot	KADLIMATTI	GP	Maize (Makka)	IRR	4	2593.94					
135	Bagalkot	Bagalkot	KALADAGI	GP	Maize (Makka)	IRR	4	2906.37					
136	Bagalkot	Bagalkot	KHAJJIDONI	GP	Maize (Makka)	IRR	4	2126.61					
137	Bagalkot	Bagalkot	MUGALOLLI	GP	Maize (Makka)	IRR	4	1478.13					
138	Bagalkot	Bagalkot	MURANAL	GP	Maize (Makka)	IRR	4	2546.69					
139	Bagalkot	Bagalkot	NAYANEGALI	GP	Maize (Makka)	IRR	4	7188.48					
140	Bagalkot	Bagalkot	NEERALAKERI	GP	Maize (Makka)	IRR	4	4114.08					
141	Bagalkot	Bagalkot	RAMPUR	GP	Maize (Makka)	IRR	4	1219.26					
142	Bagalkot	Bagalkot	SEEMIKERI	GP	Maize (Makka)	IRR	4	1412.49					
143	Bagalkot	Bagalkot	SHEEGIKERI	GP	Maize (Makka)	IRR	4	1423.00					
144	Bagalkot	Bagalkot	SHIRUR	GP	Maize (Makka)	IRR	4	2089.86					
145	Bagalkot	Bagalkot	SUTAGUNDAR	GP	Maize (Makka)	IRR			Hobli Level	33	2372.58		
146	Bagalkot	Bagalkot	TIMMAPUR	GP	Maize (Makka)	IRR	4	1428.25					
147	Bagalkot	Bagalkot	TULASIGERI	GP	Maize (Makka)	IRR	4	4778.32					
148	Bagalkot	Bagalkot	YADAHALLI	GP	Maize (Makka)	IRR	4	1780.06					

cb

**Government of Karnataka**  
**Directorate of Economics and Statistics**  
**GP Level Average Yield data for Kharif season 2019-20**

S.N	District	Taluk	Insurance Unit (hobli/ GP)	GP/HO BLI	Crop	IRR RF	No_CCE Conducted	Average Yield(Kg/Ha)	Name_Of_Higher_Level	No_cce Conducted_Higher	Higher average Yield(Kg/Ha)	Neighboring Yield	Tech-based Yield
149	Bagalkot	Bilagi	ANAGAWADI	GP	Maize (Makka)	IRR			Hobli Level	40	4808.14		
150	Bagalkot	Bilagi	ARAKERI	GP	Maize (Makka)	IRR	4	6169.81					
151	Bagalkot	Bilagi	BADAGANDI	GP	Maize (Makka)	IRR	4	3786.95					
152	Bagalkot	Bilagi	BADAGI	GP	Maize (Makka)	IRR			Hobli Level	41	4281.35		
153	Bagalkot	Bilagi	Bilagi (ULB)	GP	Maize (Makka)	IRR	4	4791.45					
154	Bagalkot	Bilagi	BUDIHAL-SH	GP	Maize (Makka)	IRR	4	8994.79					
155	Bagalkot	Bilagi	CHIKKALAGUNDI	GP	Maize (Makka)	IRR			Hobli Level	40	4808.14		
156	Bagalkot	Bilagi	GALAGALI	GP	Maize (Makka)	IRR	4	7682.07					
157	Bagalkot	Bilagi	GIRISAGAR	GP	Maize (Makka)	IRR	4	2632.54					
158	Bagalkot	Bilagi	HERAKALL	GP	Maize (Makka)	IRR	4	3355.32					
159	Bagalkot	Bilagi	HONNIHAL	GP	Maize (Makka)	IRR	4	3040.27					
160	Bagalkot	Bilagi	INAM-HANCHINAL	GP	Maize (Makka)	IRR			Hobli Level	41	4281.35		
161	Bagalkot	Bilagi	JANAMATTI	GP	Maize (Makka)	IRR	4	6466.49					
162	Bagalkot	Bilagi	KANDAGALL	GP	Maize (Makka)	IRR			Hobli Level	40	4808.14		
163	Bagalkot	Bilagi	KATARAKI	GP	Maize (Makka)	IRR			Hobli Level	40	4808.14		
164	Bagalkot	Bilagi	KOLUR	GP	Maize (Makka)	IRR	4	3413.09					
165	Bagalkot	Bilagi	KORTI	GP	Maize (Makka)	IRR	4	1470.25					
166	Bagalkot	Bilagi	KUNDARAGI	GP	Maize (Makka)	IRR	4	1156.62					
167	Bagalkot	Bilagi	NAGARALA	GP	Maize (Makka)	IRR	4	5383.17					
168	Bagalkot	Bilagi	SIDDAPUR	GP	Maize (Makka)	IRR	4	2326.15					

**Government of Karnataka**  
**Directorate of Economics and Statistics**  
**GP Level Average Yield data for Kharif season 2019-20**

S.N	District	Taluk	Insurance Unit (hobli/ GP)	GP/HO BLI	Crop	IRR/ RF	No_CCE Conducted	Average Yield(Kg/Ha)	Name_Of_Higher_Level	No_cce Conducted_Higher	Higher average Yield(Kg/Ha)	Neighbo uring Yield	Tech based Yield
169	Bagalkot	Bilagi	SONN	GP	Maize (Makka)	IRR	4	5828.50					
170	Bagalkot	Bilagi	SUNAG	GP	Maize (Makka)	IRR	4	4202.82					
171	Bagalkot	Bilagi	TEGGI	GP	Maize (Makka)	IRR	4	3785.90					
172	Bagalkot	Bilagi	YADAHALLI	GP	Maize (Makka)	IRR	4	3420.96					
173	Bagalkot	Hungund	AMARAVATI	GP	Green Gram (Moong Bean/ Moong)	RF	4	165.86					
174	Bagalkot	Hungund	Aminagada(ULB)	GP	Green Gram (Moong Bean/ Moong)	RF	4	167.79					
175	Bagalkot	Hungund	BALAKUNDI	GP	Green Gram (Moong Bean/ Moong)	RF	4	170.15					
176	Bagalkot	Hungund	BELAGALL	GP	Green Gram (Moong Bean/ Moong)	RF	4	264.49					
177	Bagalkot	Hungund	BINJAWADAGI	GP	Green Gram (Moong Bean/ Moong)	RF	4	177.43					
178	Bagalkot	Hungund	BISALADINNI	GP	Green Gram (Moong Bean/ Moong)	RF	4	165.86					
179	Bagalkot	Hungund	BUDIHAL-S.K	GP	Green Gram (Moong Bean/ Moong)	RF	4	189.01					
180	Bagalkot	Hungund	CHIKANAL	GP	Green Gram (Moong Bean/ Moong)	RF	4	165.86					
181	Bagalkot	Hungund	CHIKKA KODAGALI	GP	Green Gram (Moong Bean/ Moong)	RF	4	220.96					
182	Bagalkot	Hungund	CHITTARAGI	GP	Green Gram (Moong Bean/ Moong)	RF	4	125.36					
183	Bagalkot	Hungund	DHANNUR	GP	Green Gram (Moong Bean/ Moong)	RF	4	84.86					

**Government of Karnataka**  
**Directorate of Economics and Statistics**  
**GP Level Average Yield data for Kharif season 2019-20**

S.N	District	Taluk	Insurance Unit (hobli/ GP)	GP/HO BLI	Crop	IRR RF	No_CCE Conducted	Average Yield(Kg/Ha)	Name_Of Higher Level	No_cce Conducted Higher	Higher average Yield(Kg/Ha)	Neighboring Yield	Tech-based Yield
184	Bagalkot	Hungund	GANJIHAL	GP	Green Gram (Moong Bean/ Moong)	RF	4	204.43					
185	Bagalkot	Hungund	GORABAL	GP	Green Gram (Moong Bean/ Moong)	RF	4	90.26					
186	Bagalkot	Hungund	GUDUR-S.C	GP	Green Gram (Moong Bean/ Moong)	RF	4	238.84					
187	Bagalkot	Hungund	HAVARAGI	GP	Green Gram (Moong Bean/ Moong)	RF	4	57.86					
188	Bagalkot	Hungund	HIRE BADAHADAGI	GP	Green Gram (Moong Bean/ Moong)	RF	4	142.72					
189	Bagalkot	Hungund	HIRE KODAGALI	GP	Green Gram (Moong Bean/ Moong)	RF	4	206.36					
190	Bagalkot	Hungund	HIRE OTAGERI	GP	Green Gram (Moong Bean/ Moong)	RF	4	110.90					
191	Bagalkot	Hungund	HIREMAGI	GP	Green Gram (Moong Bean/ Moong)	RF	4	0.00					
192	Bagalkot	Hungund	HIREMALAGAVI	GP	Green Gram (Moong Bean/ Moong)	RF	4	158.15					
193	Bagalkot	Hungund	HIRE SINGANAGUTTI	GP	Green Gram (Moong Bean/ Moong)	RF	4	341.36					
194	Bagalkot	Hungund	Hungund (ULB)	GP	Green Gram (Moong Bean/ Moong)	RF	4	113.79					
195	Bagalkot	Hungund	HUVINAHALLI	GP	Green Gram (Moong Bean/ Moong)	RF	4	410.02					
196	Bagalkot	Hungund	IHOLE	GP	Green Gram (Moong Bean/ Moong)	RF	4	173.58					
197	Bagalkot	Hungund	Ilkal (ULB)	GP	Green Gram (Moong Bean/ Moong)	RF	4	229.51					



**Government of Karnataka**  
**Directorate of Economics and Statistics**  
**GP Level Average Yield data for Kharif season 2019-20**

S.N	District	Taluk	Insurance Unit (hobli/ GP)	GP/HO BLI	Crop	IRR RF	No CCE Conducted	Average Yield(Kg/Ha)	Name Of Higher Level	No cce Conducted Higher	Higher average Yield(Kg/Ha)	Neighboring Yield	Tech. based Yield
198	Bagalkot	Hungund	JAMBALADINNI	GP	Green Gram (Moong Bean/ Moong)	RF	4	124.72					
199	Bagalkot	Hungund	Kamatagi(ULB)	GP	Green Gram (Moong Bean/ Moong)	RF			Hobli Level	46	180.36		
200	Bagalkot	Hungund	KANDAGALL	GP	Green Gram (Moong Bean/ Moong)	RF	4	347.54					
201	Bagalkot	Hungund	KARADI	GP	Green Gram (Moong Bean/ Moong)	RF	4	35.68					
202	Bagalkot	Hungund	KELUR	GP	Green Gram (Moong Bean/ Moong)	RF	4	175.50					
203	Bagalkot	Hungund	KUDALASANGAM	GP	Green Gram (Moong Bean/ Moong)	RF	4	154.29					
204	Bagalkot	Hungund	MAROL	GP	Green Gram (Moong Bean/ Moong)	RF	4	146.96					
205	Bagalkot	Hungund	MUGANUR	GP	Green Gram (Moong Bean/ Moong)	RF	4	0.00					
206	Bagalkot	Hungund	MURADI	GP	Green Gram (Moong Bean/ Moong)	RF	4	231.44					
207	Bagalkot	Hungund	NAGUR	GP	Green Gram (Moong Bean/ Moong)	RF	4	204.43					
208	Bagalkot	Hungund	NANDAWADAGI	GP	Green Gram (Moong Bean/ Moong)	RF	4	162.01					
209	Bagalkot	Hungund	RAKKASAGI	GP	Green Gram (Moong Bean/ Moong)	RF	4	322.45					
210	Bagalkot	Hungund	SULIBHAVI	GP	Green Gram (Moong Bean/ Moong)	RF	4	219.86					
211	Bagalkot	Hungund	VADAGERI	GP	Green Gram (Moong Bean/ Moong)	RF	4	194.79					

**Government of Karnataka**  
**Directorate of Economics and Statistics**  
**GP Level Average Yield data for Kharif season 2019-20**

S N	District	Taluk	Insurance Unit (hobli/ GP)	GP/HO BLI	Crop	IRR RF	No_OCE Conducted	Average Yield(Kg/Ha)	Name_Of_Higher_Level	No_oce Conducted_Higher	Higher average Yield(Kg/Ha)	Neighbo uring Yield	Tech. based Yield
212	Bagalkot	Hungund	AMARAVATI	GP	SUNFLOWER	RF	4	572.93					
213	Bagalkot	Hungund	Aminagada(ULB)	GP	SUNFLOWER	RF			Hobli Level	44	499.32		
214	Bagalkot	Hungund	BALAKUNDI	GP	SUNFLOWER	RF	4	475.43					
215	Bagalkot	Hungund	BELAGALL	GP	SUNFLOWER	RF	4	571.42					
216	Bagalkot	Hungund	BINJAWADAGI	GP	SUNFLOWER	RF	4	927.45					
217	Bagalkot	Hungund	BISALADINNI	GP	SUNFLOWER	RF	4	151.17					
218	Bagalkot	Hungund	BUDIHAL-S.K	GP	SUNFLOWER	RF	4	572.94					
219	Bagalkot	Hungund	CHIKANAL	GP	SUNFLOWER	RF	4	600.15					
220	Bagalkot	Hungund	CHIKKA KODAGALI	GP	SUNFLOWER	RF	4	551.77					
221	Bagalkot	Hungund	CHITTARAGI	GP	SUNFLOWER	RF	4	468.63					
222	Bagalkot	Hungund	DHANNUR	GP	SUNFLOWER	RF	4	408.16					
223	Bagalkot	Hungund	GANJIHAL	GP	SUNFLOWER	RF	4	465.60					
224	Bagalkot	Hungund	GORABAL	GP	SUNFLOWER	RF			Hobli Level	21	479.57		
225	Bagalkot	Hungund	GUDUR-S.C	GP	SUNFLOWER	RF	4	468.63					
226	Bagalkot	Hungund	HAVARAGI	GP	SUNFLOWER	RF	4	468.63					
227	Bagalkot	Hungund	HIRE BADAWADAGI	GP	SUNFLOWER	RF	4	517.00					
228	Bagalkot	Hungund	HIRE KODAGALI	GP	SUNFLOWER	RF	4	486.77					
229	Bagalkot	Hungund	HIRE OTAGERI	GP	SUNFLOWER	RF			Hobli Level	21	479.57		
230	Bagalkot	Hungund	HIREMAGI	GP	SUNFLOWER	RF	4	783.06					
231	Bagalkot	Hungund	HIREMALAGAVI	GP	SUNFLOWER	RF	4	642.47					



**Government of Karnataka**  
**Directorate of Economics and Statistics**  
**GP Level Average Yield data for Kharif season 2019-20**

S.N	District	Taluk	Insurance Unit (hobli/ GP)	GP/HO B/L	Crop	IRR RF	No_CCE Conducted	Average Yield(Kg/Ha)	Name_Of_Higher_Level	No_cce Conducted_Higher	Higher average Yield(Kg/Ha)	Neighboring Yield	Tech-based Yield
232	Bagalkot	Hungund	HIRESINGANAGUTTI	GP	SUNFLOWER	RF	4	739.22					
233	Bagalkot	Hungund	Hungund (ULB)	GP	SUNFLOWER	RF			Hobli Level	37	532.45		
234	Bagalkot	Hungund	HUVINAHALLI	GP	SUNFLOWER	RF	4	109.04					
235	Bagalkot	Hungund	IHOLE	GP	SUNFLOWER	RF	4	823.88					
236	Bagalkot	Hungund	Ilkal (ULB)	GP	SUNFLOWER	RF			Hobli Level	21	479.57		
237	Bagalkot	Hungund	JAMBALADINNI	GP	SUNFLOWER	RF			Hobli Level	21	479.57		
238	Bagalkot	Hungund	Kamatagi(ULB)	GP	SUNFLOWER	RF			Hobli Level	44	499.32		
239	Bagalkot	Hungund	KANDAGALL	GP	SUNFLOWER	RF			Hobli Level	21	479.57		
240	Bagalkot	Hungund	KARADI	GP	SUNFLOWER	RF			Hobli Level	28	567.65		
241	Bagalkot	Hungund	KELUR	GP	SUNFLOWER	RF	4	309.90					
242	Bagalkot	Hungund	KUDALASANGAM	GP	SUNFLOWER	RF	4	630.38					
243	Bagalkot	Hungund	MAROL	GP	SUNFLOWER	RF	4	517.00					
244	Bagalkot	Hungund	MUGANUR	GP	SUNFLOWER	RF	4	755.85					
245	Bagalkot	Hungund	MURADI	GP	SUNFLOWER	RF	4	559.33					
246	Bagalkot	Hungund	NAGUR	GP	SUNFLOWER	RF	4	580.50					
247	Bagalkot	Hungund	NANDAWADAGI	GP	SUNFLOWER	RF	4	506.42					
248	Bagalkot	Hungund	RAKKASAGI	GP	SUNFLOWER	RF	4	498.86					
249	Bagalkot	Hungund	SULIBHAVI	GP	SUNFLOWER	RF	4	62.74					
250	Bagalkot	Hungund	VADAGERI	GP	SUNFLOWER	RF	4	674.87					
251	Bagalkot	Jamakhandi	ADIHUDI	GP	Maize (Makka)	IRR	4	2106.77					

**Government of Karnataka**  
**Directorate of Economics and Statistics**  
**GP Level Average Yield data for Kharif season 2019-20**

S.N	District	Taluk	Insurance Unit (hobli/ GP)	GP/HO BLI	Crop	IRR RF	No_CCE Conducted	Average Yield(Kg/Ha)	Name_Of_Higher_Level	No_cce Conducted_Higher	Higher average Yield(Kg/Ha)	Neighboring Yield	Tech based Yield
252	Bagalkot	Jamakhandi	ALAGUR	GP	Maize (Makka)	IRR	4	6327.34					
253	Bagalkot	Jamakhandi	ASANGI	GP	Maize (Makka)	IRR			Hobli Level	50	4516.14		
254	Bagalkot	Jamakhandi	BIDARI	GP	Maize (Makka)	IRR	4	5896.76					
255	Bagalkot	Jamakhandi	CHIKKPADASALAGI	GP	Maize (Makka)	IRR	4	0.00					
256	Bagalkot	Jamakhandi	CHIMMAD	GP	Maize (Makka)	IRR	4	6689.65					
257	Bagalkot	Jamakhandi	GOLABHAVI	GP	Maize (Makka)	IRR	4	6990.63					
258	Bagalkot	Jamakhandi	GOTE	GP	Maize (Makka)	IRR	4	4426.51					
259	Bagalkot	Jamakhandi	HALINGALI	GP	Maize (Makka)	IRR			Hobli Level	50	4516.14		
260	Bagalkot	Jamakhandi	HANAGANDI	GP	Maize (Makka)	IRR	4	211.61					
261	Bagalkot	Jamakhandi	HIPPARAGI	GP	Maize (Makka)	IRR	4	1188.12					
262	Bagalkot	Jamakhandi	HIREPADASALAGI	GP	Maize (Makka)	IRR	4	2365.79					
263	Bagalkot	Jamakhandi	HULYAL	GP	Maize (Makka)	IRR	4	4411.02					
264	Bagalkot	Jamakhandi	HUNNUR	GP	Maize (Makka)	IRR	4	8821.51					
265	Bagalkot	Jamakhandi	JAGADAL	GP	Maize (Makka)	IRR	4	2993.01					
266	Bagalkot	Jamakhandi	JAMBAGI-B.K	GP	Maize (Makka)	IRR	4	1155.99					
267	Bagalkot	Jamakhandi	Jamakhandi (ULB)	GP	Maize (Makka)	IRR	4	6434.98					
268	Bagalkot	Jamakhandi	KADAPATTI	GP	Maize (Makka)	IRR	4	1323.23					
269	Bagalkot	Jamakhandi	KANKANAVADI	GP	Maize (Makka)	IRR	4	0.00					
270	Bagalkot	Jamakhandi	KANNOLLI	GP	Maize (Makka)	IRR	4	4463.27					
271	Bagalkot	Jamakhandi	KHAJIBILAGI	GP	Maize (Makka)	IRR	4	1368.02					

**Government of Karnataka**  
**Directorate of Economics and Statistics**  
**GP Level Average Yield data for Kharif season 2019-20**

S.N	District	Taluk	Insurance Unit (hobli/ GP)	GP/HO BLI	Crop	IRR RF	No_CCE Conducted	Average Yield(Kg/Ha)	Name_Of_Higher_Level	No_cce Conducted_Higher	Higher average Yield(Kg/Ha)	Neighbo uring Yield	Tech. based Yield
272	Bagalkot	Jamakhandi	KONNUR	GP	Maize (Makka)	IRR	4	7219.99					
273	Bagalkot	Jamakhandi	KULAHALLI	GP	Maize (Makka)	IRR	4	6542.62					
274	Bagalkot	Jamakhandi	KUMBAR-HALL	GP	Maize (Makka)	IRR	4	6406.10					
275	Bagalkot	Jamakhandi	KUNCHANUR	GP	Maize (Makka)	IRR			Hobli Level	55	4510.29		
276	Bagalkot	Jamakhandi	LINGANUR	GP	Maize (Makka)	IRR	4	5660.47					
277	Bagalkot	Jamakhandi	MADARAKHANDI	GP	Maize (Makka)	IRR	4	1577.90					
278	Bagalkot	Jamakhandi	MAIGUR	GP	Maize (Makka)	IRR	4	0.00					
279	Bagalkot	Jamakhandi	MAREGUDDHI	GP	Maize (Makka)	IRR	4	7362.81					
280	Bagalkot	Jamakhandi	MUTTUR	GP	Maize (Makka)	IRR	4	1522.76					
281	Bagalkot	Jamakhandi	NAVALAGI	GP	Maize (Makka)	IRR	4	5986.55					
282	Bagalkot	Jamakhandi	Rabakari Banahatti(ULB)	GP	Maize (Makka)	IRR	4	3206.36					
283	Bagalkot	Jamakhandi	SASALATTI	GP	Maize (Makka)	IRR	4	7388.02					
284	Bagalkot	Jamakhandi	SAVALAGI	GP	Maize (Makka)	IRR	4	4226.97					
285	Bagalkot	Jamakhandi	SHURPALI	GP	Maize (Makka)	IRR	4	0.00					
286	Bagalkot	Jamakhandi	SIDDAPURA	GP	Maize (Makka)	IRR	4	4056.32					
287	Bagalkot	Jamakhandi	TAMADADDI	GP	Maize (Makka)	IRR			Hobli Level	50	4516.14		
288	Bagalkot	Jamakhandi	Terdal (ULB)	GP	Maize (Makka)	IRR	4	6238.07					
289	Bagalkot	Jamakhandi	TODALABAGI	GP	Maize (Makka)	IRR	4	5775.99					
290	Bagalkot	Jamakhandi	TUNGAL	GP	Maize (Makka)	IRR	4	7288.30					
291	Bagalkot	Jamakhandi	YALLATTI	GP	Maize (Makka)	IRR	4	5754.99					

CS

**Government of Karnataka**  
**Directorate of Economics and Statistics**  
**GP Level Average Yield data for Kharif season 2019-20**

S.N	District	Taluk	Insurance Unit (hobli/ GP)	GP/HO BLI	Crop	IRR RF	No_CCE Conducted	Average Yield(Kg/Ha)	Name_Of_Higher_Level	No_cce Conducted_Higher	Higher average Yield(Kg/Ha)	Neighboring Yield	Tech. based Yield
292	Bagalkot	Mudhol	BARAGI	GP	Maize (Makka)	IRR	4	4174.47					
293	Bagalkot	Mudhol	Belagali (ULB)	GP	Maize (Makka)	IRR	4	7251.50					
294	Bagalkot	Mudhol	BHANTANUR	GP	Maize (Makka)	IRR	4	3533.86					
295	Bagalkot	Mudhol	CHICHAKHANDI-K.D	GP	Maize (Makka)	IRR	4	1470.25					
296	Bagalkot	Mudhol	DADANATTI	GP	Maize (Makka)	IRR	4	5429.43					
297	Bagalkot	Mudhol	DHAVALESHWAR	GP	Maize (Makka)	IRR	4	4121.96					
298	Bagalkot	Mudhol	GULAGAL-JAMBAGI	GP	Maize (Makka)	IRR			Hobli Level	116	3819.29		
299	Bagalkot	Mudhol	HALAGALI	GP	Maize (Makka)	IRR	4	5089.17					
300	Bagalkot	Mudhol	HEBBAL	GP	Maize (Makka)	IRR	4	3708.14					
301	Bagalkot	Mudhol	INGALAGI	GP	Maize (Makka)	IRR	4	2730.47					
302	Bagalkot	Mudhol	KASABA-JAMBAGI	GP	Maize (Makka)	IRR	4	3725.51					
303	Bagalkot	Mudhol	KESARAKOPPA	GP	Maize (Makka)	IRR	4	2919.50					
304	Bagalkot	Mudhol	KULALI	GP	Maize (Makka)	IRR	4	3544.36					
305	Bagalkot	Mudhol	LAKSHANATTI	GP	Maize (Makka)	IRR	4	4552.53					
306	Bagalkot	Mudhol	LOKAPUR	GP	Maize (Makka)	IRR	4	3964.43					
307	Bagalkot	Mudhol	MACHAKANUR	GP	Maize (Makka)	IRR			Hobli Level	47	3907.20		
308	Bagalkot	Mudhol	MADABHAVI	GP	Maize (Makka)	IRR	4	6.56					
309	Bagalkot	Mudhol	Mahalingapura (ULB)	GP	Maize (Makka)	IRR			Hobli Level	69	3731.38		
310	Bagalkot	Mudhol	MALALI	GP	Maize (Makka)	IRR	4	3402.58					
311	Bagalkot	Mudhol	MANTUR	GP	Maize (Makka)	IRR	4	5279.00					

*cb*

**Government of Karnataka**  
**Directorate of Economics and Statistics**  
**GP Level Average Yield data for Kharif season 2019-20**

S.N	District	Taluk	Insurance Unit (hobli/ GP)	GP/HO BLI	Crop	IRR_RF	No_CCE_Conducted	Average Yield(Kg/Ha)	Name_Of_Higher_Level	No_cce_Conducted_Higher	Higher average Yield(Kg/Ha)	Neighboring Yield	Tech. based Yield
312	Bagalkot	Mudhol	MELLIGERI	GP	Maize (Makka)	IRR	4	6366.72					
313	Bagalkot	Mudhol	METAGUDD	GP	Maize (Makka)	IRR	4	3342.20					
314	Bagalkot	Mudhol	Mudhol (ULB)	GP	Maize (Makka)	IRR			Hobli Level	69	3731.38		
315	Bagalkot	Mudhol	MUGALAKHOD	GP	Maize (Makka)	IRR	4	6149.01					
316	Bagalkot	Mudhol	NAGARAL	GP	Maize (Makka)	IRR			Hobli Level	69	3731.38		
317	Bagalkot	Mudhol	NANDAGAV	GP	Maize (Makka)	IRR	4	2312.23					
318	Bagalkot	Mudhol	SAIDAPUR	GP	Maize (Makka)	IRR	4	2735.20					
319	Bagalkot	Mudhol	SHIROL	GP	Maize (Makka)	IRR	4	3179.68					
320	Bagalkot	Mudhol	SORAGAVI	GP	Maize (Makka)	IRR	4	2338.23					
321	Bagalkot	Mudhol	UTTUR	GP	Maize (Makka)	IRR	4	6.56					
322	Bagalkot	Mudhol	VAJRAMATTI	GP	Maize (Makka)	IRR	4	4988.36					
323	Bagalkot	Mudhol	VANTIGODI	GP	Maize (Makka)	IRR			Hobli Level	69	3731.38		

  
Director

Directorate of Economics and Statistics





**Government of Karnataka**  
**Directorate of Economics and Statistics**  
**GP Level Average Yield data for Kharif season 2019-20**

S.N	District	Taluk	Insurance Unit (hobli/ GP)	GP/HO BLI	Crop	IRR RF	No_CCE Conducted	Average Yield(Kg/Ha)	Name_Of Higher Level	No_cce Conducted Higher	Higher average Yield(Kg/Ha)	Neighboring Yield	Tech. based Yield
1	Ballari	Ballari	AMARAPURA	GP	PADDY	IRR	4	7433.15					
2	Ballari	Ballari	BADANAHATTI	GP	PADDY	IRR			Hobli Level	42	6996.54		
3	Ballari	Ballari	BASARAKODU	GP	PADDY	IRR	4	7800.73					
4	Ballari	Ballari	BELAGALLU	GP	PADDY	IRR			Hobli Level	14	7432.04		
5	Ballari	Ballari	Bellary (ULB)	GP	PADDY	IRR	4	7441.32					
6	Ballari	Ballari	BYRADEVANAHALLI	GP	PADDY	IRR	4	7147.26					
7	Ballari	Ballari	CHANALU	GP	PADDY	IRR	4	7237.11					
8	Ballari	Ballari	DAMMUR	GP	PADDY	IRR	4	7359.64					
9	Ballari	Ballari	ELUBENCHI	GP	PADDY	IRR	4	7555.68					
10	Ballari	Ballari	EMMIGANUR	GP	PADDY	IRR	4	7874.24					
11	Ballari	Ballari	ETTHINABUDHIHAL	GP	PADDY	IRR	4	6994.60					
12	Ballari	Ballari	GENAKIHAL	GP	PADDY	IRR	4	7370.07					
13	Ballari	Ballari	H. VEERAPURA	GP	PADDY	IRR	4	7893.48					
14	Ballari	Ballari	HALAKUNDHI	GP	PADDY	IRR			Hobli Level	14	7432.04		
15	Ballari	Ballari	HANDHIHAL	GP	PADDY	IRR	4	8147.70					
16	Ballari	Ballari	KALLUKAMBA	GP	PADDY	IRR	4	7261.62					
17	Ballari	Ballari	KAPPAGAL	GP	PADDY	IRR	4	4360.24					
18	Ballari	Ballari	KAREKALLU	GP	PADDY	IRR	4	7997.80					
19	Ballari	Ballari	KOLAGALLU	GP	PADDY	IRR	4	6873.82					
20	Ballari	Ballari	KOLUR	GP	PADDY	IRR	4	7310.63					

**Government of Karnataka**  
**Directorate of Economics and Statistics**  
**GP Level Average Yield data for Kharif season 2019-20**

S.N	District	Taluk	Insurance Unit (hobli/ GP)	GP/HO BLI	Crop	IRR RF	No_CCE Conducted	Average Yield(Kg/Ha)	Name_Of_Higher_Level	No_cce Conducted_Higher	Higher average Yield(Kg/Ha)	Neighboring Yield	Tech-based Yield
21	Ballari	Ballari	KORLAGUNDHI	GP	PADDY	IRR	4	6028.21					
22	Ballari	Ballari	Kudutini (ULB)	GP	PADDY	IRR	4	6118.06					
23	Ballari	Ballari	Kurugodu (ULB)	GP	PADDY	IRR	4	6681.67					
24	Ballari	Ballari	MOKA	GP	PADDY	IRR	4	7964.09					
25	Ballari	Ballari	NELLUDI	GP	PADDY	IRR	4	6730.81					
26	Ballari	Ballari	ORVAI	GP	PADDY	IRR	4	6975.62					
27	Ballari	Ballari	RUPANAGUDI	GP	PADDY	IRR	4	6559.14					
28	Ballari	Ballari	SANGANAKALLU	GP	PADDY	IRR	4	5681.39					
29	Ballari	Ballari	SANJEEVARAYANAKOTE	GP	PADDY	IRR	4	7694.54					
30	Ballari	Ballari	SANKARABANDA	GP	PADDY	IRR	4	6713.69					
31	Ballari	Ballari	SIDDAMMANAHALLI	GP	PADDY	IRR	4	7179.94					
32	Ballari	Ballari	SIDIGINAMOLA	GP	PADDY	IRR	4	6910.38					
33	Ballari	Ballari	SINDIGERI	GP	PADDY	IRR	4	7653.70					
34	Ballari	Ballari	SIRIVARA	GP	PADDY	IRR	4	6600.79					
35	Ballari	Ballari	SOMASAMUDRA	GP	PADDY	IRR	4	4329.20					
36	Ballari	Ballari	SRIDHARAGADDA	GP	PADDY	IRR	4	4975.31					
37	Ballari	Ballari	VANENoor	GP	PADDY	IRR	4	7171.77					
38	Ballari	Ballari	YERRAGUDI	GP	PADDY	IRR	4	5397.25					
39	Ballari	Ballari	YERRANGALIGI	GP	PADDY	IRR	4	7612.86					
40	Ballari	hadagli	BIRABBI	GP	Maize (Makka)	IRR	4	2972.01					

15



**Government of Karnataka**  
**Directorate of Economics and Statistics**  
**GP Level Average Yield data for Kharif season 2019-20**

S.N	District	Taluk	Insurance Unit (hobli/ GP)	GP/HO BLI	Crop	IRR RF	No_CCE Conducted	Average Yield(Kg/Ha)	Name_Of_Higher_Level	No_cce Conducted_Higher	Higher average Yield(Kg/Ha)	Neighbo uring Yield	Tech. based Yield
41	Ballari	hadagli	DASANAHALLI	GP	Maize (Makka)	IRR	4	4752.07					
42	Ballari	hadagli	DEVAGONDAHALLI	GP	Maize (Makka)	IRR	4	2520.43					
43	Ballari	hadagli	H Hadagalli(ULB)	GP	Maize (Makka)	IRR	4	4053.70					
44	Ballari	hadagli	HAGARANOOR	GP	Maize (Makka)	IRR	4	3854.16					
45	Ballari	hadagli	HERE HADAGALI	GP	Maize (Makka)	IRR	4	3197.80					
46	Ballari	hadagli	HIREMALLANAKERE	GP	Maize (Makka)	IRR	4	4410.76					
47	Ballari	hadagli	HOLAGUNDHI	GP	Maize (Makka)	IRR	4	4647.05					
48	Ballari	hadagli	HOLALU	GP	Maize (Makka)	IRR	4	4057.90					
49	Ballari	hadagli	HYARADA	GP	Maize (Makka)	IRR	4	4568.28					
50	Ballari	hadagli	ITTIGI	GP	Maize (Makka)	IRR	4	4416.01					
51	Ballari	hadagli	K.AYYANAHALLI	GP	Maize (Makka)	IRR	4	2914.25					
52	Ballari	hadagli	KALWI WEST	GP	Maize (Makka)	IRR	4	4300.49					
53	Ballari	hadagli	KATHTHE BENNUR	GP	Maize (Makka)	IRR	4	3071.78					
54	Ballari	hadagli	KOMBALI	GP	Maize (Makka)	IRR	4	1829.94					
55	Ballari	hadagli	KURUVATHTHI	GP	Maize (Makka)	IRR	4	3575.86					
56	Ballari	hadagli	MAGALA	GP	Maize (Makka)	IRR	4	4725.81					
57	Ballari	hadagli	MAHAJANADHAHALLI	GP	Maize (Makka)	IRR	4	3444.59					
58	Ballari	hadagli	MAKARABBI	GP	Maize (Makka)	IRR	4	4282.11					
59	Ballari	hadagli	MANYARA MASALAWADA	GP	Maize (Makka)	IRR	4	3983.33					
60	Ballari	hadagli	MYLARA	GP	Maize (Makka)	IRR	4	4494.77					

**Government of Karnataka**  
**Directorate of Economics and Statistics**  
**GP Level Average Yield data for Kharif season 2019-20**

S.N	District	Taluk	Insurance Unit (hobli/ GP)	GP/HO BLI	Crop	IRR/RF	No_CCE Conducted	Average Yield(Kg/Ha)	Name_Of_Higher_Level	No_cce Conducted_Higher	Higher average Yield(Kg/Ha)	Neighboring Yield	Tech based Yield
61	Ballari	hadagli	NAGATHIBASAPURA	GP	Maize (Makka)	IRR			Hobli Level	49	3530.65		
62	Ballari	hadagli	NANDIHALLI	GP	Maize (Makka)	IRR	4	4641.80					
63	Ballari	hadagli	NAVALI	GP	Maize (Makka)	IRR	4	1891.17					
64	Ballari	hadagli	SOGI	GP	Maize (Makka)	IRR	4	3460.34					
65	Ballari	hadagli	SOVENAHALLI	GP	Maize (Makka)	IRR	4	4058.95					
66	Ballari	hadagli	UTHANGI	GP	Maize (Makka)	IRR	4	4011.69					
67	Ballari	hadagli	BIRABBI	GP	Maize (Makka)	RF	4	2934.82					
68	Ballari	hadagli	DASANAHALLI	GP	Maize (Makka)	RF	4	3133.26					
69	Ballari	hadagli	DEVAGONDANAHALLI	GP	Maize (Makka)	RF	4	2872.16					
70	Ballari	hadagli	H Hadagali(ULB)	GP	Maize (Makka)	RF	4	3044.49					
71	Ballari	hadagli	HAGARANOOR	GP	Maize (Makka)	RF	4	3624.14					
72	Ballari	hadagli	HERE HADAGALI	GP	Maize (Makka)	RF	4	2893.05					
73	Ballari	hadagli	HIREMALLANAKERE	GP	Maize (Makka)	RF	4	3434.98					
74	Ballari	hadagli	HOLAGUNDHI	GP	Maize (Makka)	RF	4	3133.26					
75	Ballari	hadagli	HOLALU	GP	Maize (Makka)	RF	4	2981.82					
76	Ballari	hadagli	HYARADA	GP	Maize (Makka)	RF	4	3274.25					
77	Ballari	hadagli	ITTIGI	GP	Maize (Makka)	RF	4	3577.14					
78	Ballari	hadagli	K.AYYANAHALLI	GP	Maize (Makka)	RF	4	2637.16					
79	Ballari	hadagli	KALWI WEST	GP	Maize (Makka)	RF	4	3733.80					
80	Ballari	hadagli	KATHTHE BENNUR	GP	Maize (Makka)	RF	4	2762.49					

CS

**Government of Karnataka**  
**Directorate of Economics and Statistics**  
**GP Level Average Yield data for Kharif season 2019-20**

S.N	District	Taluk	Insurance Unit (hobli/ GP)	GP/HO BLI	Crop	IRR RF	No_CCE Conducted	Average Yield(Kg/Ha)	Name_Of_Higher_Level	No_cce Conducted_Higher	Higher average Yield(Kg/Ha)	Neighbo uring Yield	Tech- based Yield
81	Ballari	hadagli	KOMBALI	GP	Maize (Makka)	RF	4	1809.46					
82	Ballari	hadagli	KURUVATHTHI	GP	Maize (Makka)	RF	4	3027.25					
83	Ballari	hadagli	MAGALA	GP	Maize (Makka)	RF	4	3857.83					
84	Ballari	hadagli	MAHAJANADHAHALLI	GP	Maize (Makka)	RF	4	2417.83					
85	Ballari	hadagli	MAKARABBI	GP	Maize (Makka)	RF	4	3117.59					
86	Ballari	hadagli	MANYARA MASALAWADA	GP	Maize (Makka)	RF	4	3078.43					
87	Ballari	hadagli	MYLARA	GP	Maize (Makka)	RF	4	3477.92					
88	Ballari	hadagli	NAGATHIBASAPURA	GP	Maize (Makka)	RF	4	2825.16					
89	Ballari	hadagli	NANDIHALLI	GP	Maize (Makka)	RF	4	2530.11					
90	Ballari	hadagli	NAVALI	GP	Maize (Makka)	RF	4	1827.84					
91	Ballari	hadagli	SOGI	GP	Maize (Makka)	RF	4	3138.48					
92	Ballari	hadagli	SOVENAHALLI	GP	Maize (Makka)	RF	4	2814.71					
93	Ballari	hadagli	UTHANGI	GP	Maize (Makka)	RF	4	3185.48					
94	Ballari	HagariBommannaH all	ALABOORU	GP	Maize (Makka)	IRR			Hobli Level	48	3758.30		
95	Ballari	HagariBommannaH all	AMBALI	GP	Maize (Makka)	IRR	4	3628.37					
96	Ballari	HagariBommannaH all	BACHIGONDANAHALLI	GP	Maize (Makka)	IRR	4	4305.74					
97	Ballari	HagariBommannaH all	BANNIGOLA	GP	Maize (Makka)	IRR	4	5550.20					
98	Ballari	HagariBommannaH all	BANNIKALLU	GP	Maize (Makka)	IRR	4	2538.81					
99	Ballari	HagariBommannaH all	BENNEKALLU	GP	Maize (Makka)	IRR	4	4410.76					
100	Ballari	HagariBommannaH all	BYASIGADERE	GP	Maize (Makka)	IRR	4	3906.67					



**Government of Karnataka**  
**Directorate of Economics and Statistics**  
**GP Level Average Yield data for Kharif season 2019-20**

S.N	District	Taluk	Insurance Unit (hobli/ GP)	GP/HO BLI	Crop	IRR- RF	No_CCE Conducted	Average Yield(Kg/Ha)	Name_Of_Higher_Level	No_cce Conducted_Higher	Higher average Yield(Kg/Ha)	Neighbo uring Yield	Tech. based Yield
101	Ballari	HagariBommannaH alli	DASAMAPURA	GP	Maize (Makka)	IRR	4	3990.69					
102	Ballari	HagariBommannaH alli	GADDIKERI	GP	Maize (Makka)	IRR	4	3350.07					
103	Ballari	HagariBommannaH alli	HAGARIBOMMANAHALL I(ULB)	GP	Maize (Makka)	IRR	4	3827.91					
104	Ballari	HagariBommannaH alli	HALAGAPURA	GP	Maize (Makka)	IRR	4	2982.93					
105	Ballari	HagariBommannaH alli	HAMPAPATTANA	GP	Maize (Makka)	IRR	4	3263.43					
106	Ballari	HagariBommannaH alli	HAMPASAGARA	GP	Maize (Makka)	IRR	4	3995.93					
107	Ballari	HagariBommannaH alli	HANASI	GP	Maize (Makka)	IRR	4	5130.13					
108	Ballari	HagariBommannaH alli	KADALABALU	GP	Maize (Makka)	IRR	4	2884.22					
109	Ballari	HagariBommannaH alli	KOGALI	GP	Maize (Makka)	IRR	4	3959.18					
110	Ballari	HagariBommannaH alli	MALAVI	GP	Maize (Makka)	IRR	4	4830.83					
111	Ballari	HagariBommannaH alli	MARABBIHAL	GP	Maize (Makka)	IRR	4	2384.28					
112	Ballari	HagariBommannaH alli	MORIGERI	GP	Maize (Makka)	IRR	4	3964.43					
113	Ballari	HagariBommannaH alli	MUTHKUR	GP	Maize (Makka)	IRR	4	2559.81					
114	Ballari	HagariBommannaH alli	NEIKUDRI -1	GP	Maize (Makka)	IRR	4	3317.52					
115	Ballari	HagariBommannaH alli	SONNA	GP	Maize (Makka)	IRR	4	3907.98					
116	Ballari	HagariBommannaH alli	THAMBRAHALLI	GP	Maize (Makka)	IRR	4	5802.24					
117	Ballari	HagariBommannaH alli	ALABOORU	GP	Maize (Makka)	RF	4	2146.28					
118	Ballari	HagariBommannaH alli	AMBALI	GP	Maize (Makka)	RF	4	2836.91					
119	Ballari	HagariBommannaH alli	BACHIGONDANAHALLI	GP	Maize (Makka)	RF	4	4693.63					
120	Ballari	HagariBommannaH alli	BANNIKALLU	GP	Maize (Makka)	RF	4	3436.14					

**Government of Karnataka**  
**Directorate of Economics and Statistics**  
**GP Level Average Yield data for Kharif season 2019-20**

S.N	District	Taluk	Insurance Unit (hobli/ GP)	GP/HO BLI	Crop	IRR RF	No_CCE Conducted	Average Yield(Kg/Ha)	Name_Of_Higher_Level	No_cce Conducted_Higher	Higher average Yield(Kg/Ha)	Neighbouring Yield	Tech based Yield
121	Ballari	HagariBommanahalli	BENNEKALLU	GP	Maize (Makka)	RF	4	3577.14					
122	Ballari	HagariBommanahalli	BYASIGADERE	GP	Maize (Makka)	RF	4	2822.55					
123	Ballari	HagariBommanahalli	DASAMAPURA	GP	Maize (Makka)	RF	4	3078.43					
124	Ballari	HagariBommanahalli	GADDHAKERI	GP	Maize (Makka)	RF	4	3524.92					
125	Ballari	HagariBommanahalli	HAGARIBOMMANAHALLI(U LB)	GP	Maize (Makka)	RF	4	3096.71					
126	Ballari	HagariBommanahalli	HALAGAPURA	GP	Maize (Makka)	RF	4	2420.70					
127	Ballari	HagariBommanahalli	HAMPAPATTANA	GP	Maize (Makka)	RF	4	2785.31					
128	Ballari	HagariBommanahalli	HAMPASAGARA	GP	Maize (Makka)	RF	4	3430.92					
129	Ballari	HagariBommanahalli	HANASI	GP	Maize (Makka)	RF	4	3206.37					
130	Ballari	HagariBommanahalli	KADALABALU	GP	Maize (Makka)	RF	4	2486.87					
131	Ballari	HagariBommanahalli	KOGALI	GP	Maize (Makka)	RF	4	3081.04					
132	Ballari	HagariBommanahalli	MADHURU	GP	Maize (Makka)	RF	4	3037.69					
133	Ballari	HagariBommanahalli	MALAVI	GP	Maize (Makka)	RF	4	3509.25					
134	Ballari	HagariBommanahalli	MARABBIHAL	GP	Maize (Makka)	RF	4	2868.45					
135	Ballari	HagariBommanahalli	MORIGERI	GP	Maize (Makka)	RF	4	3746.86					
136	Ballari	HagariBommanahalli	NELKUDRI-1	GP	Maize (Makka)	RF	4	2013.80					
137	Ballari	HagariBommanahalli	SONNA	GP	Maize (Makka)	RF	4	3652.86					
138	Ballari	Harapanahalli	ADAVIHALLI	GP	Maize (Makka)	IRR	4	4490.57					
139	Ballari	Harapanahalli	ANAJIGERE	GP	Maize (Makka)	IRR			Hobli Level	40	4462.62		
140	Ballari	Harapanahalli	ARASIKERE	GP	Maize (Makka)	IRR	4	4143.49					

*cb*

**Government of Karnataka**  
**Directorate of Economics and Statistics**  
**GP Level Average Yield data for Kharif season 2019-20**

S.N	District	Taluk	Insurance Unit (hobli/ GP)	GP/HO BLI	Crop	IRR RF	No_CCE Conducted	Average Yield(Kg/Ha)	Name_Of_Higher_Level	No_cce Conducted_Higher	Higher average Yield(Kg/Ha)	Neighbo uring Yield	Tech. based Yield
141	Ballari	Harapanahalli	BAGALI	GP	Maize (Makka)	IRR	4	4480.59					
142	Ballari	Harapanahalli	BENNIHALLI	GP	Maize (Makka)	IRR	4	2803.72					
143	Ballari	Harapanahalli	CHATNIHALII	GP	Maize (Makka)	IRR	4	5258.78					
144	Ballari	Harapanahalli	CHIGATERI	GP	Maize (Makka)	IRR	4	4630.77					
145	Ballari	Harapanahalli	CHIRASTHAHALLI	GP	Maize (Makka)	IRR			Hobli Level	43	4092.75		
146	Ballari	Harapanahalli	DUGGAVATHI	GP	Maize (Makka)	IRR	4	3610.26					
147	Ballari	Harapanahalli	GUNDAGATTI	GP	Maize (Makka)	IRR	4	4544.66					
148	Ballari	Harapanahalli	HALAVAGALU	GP	Maize (Makka)	IRR	4	5308.66					
149	Ballari	Harapanahalli	HARAKANALU	GP	Maize (Makka)	IRR	4	4536.36					
150	Ballari	Harapanahalli	Harapanahalli(ULB)	GP	Maize (Makka)	IRR	4	3856.79					
151	Ballari	Harapanahalli	HIREMEGALAGERE	GP	Maize (Makka)	IRR	4	3962.86					
152	Ballari	Harapanahalli	HOSAKOTE	GP	Maize (Makka)	IRR	4	5202.59					
153	Ballari	Harapanahalli	HUCHHANGIDURGA	GP	Maize (Makka)	IRR	4	4474.29					
154	Ballari	Harapanahalli	K. KALLAHALLI	GP	Maize (Makka)	IRR	4	3953.93					
155	Ballari	Harapanahalli	KADABAGERI	GP	Maize (Makka)	IRR	4	4752.07					
156	Ballari	Harapanahalli	KADATHI	GP	Maize (Makka)	IRR	4	3854.95					
157	Ballari	Harapanahalli	KANCHIKERI	GP	Maize (Makka)	IRR	4	4458.02					
158	Ballari	Harapanahalli	KULAHALLI	GP	Maize (Makka)	IRR	4	4948.76					
159	Ballari	Harapanahalli	KUNCHUR	GP	Maize (Makka)	IRR	4	2551.94					
160	Ballari	Harapanahalli	LAKSHMIPURA	GP	Maize (Makka)	IRR			Hobli Level	40	4462.62		

**Government of Karnataka**  
**Directorate of Economics and Statistics**  
**GP Level Average Yield data for Kharif season 2019-20**

S.N	District	Taluk	Insurance Unit (hobli/ GP)	GP/HO BLI	Crop	IRR RF	No_CCE Conducted	Average Yield(Kg/Ha)	Name_Of_Higher_Level	No_cce Conducted Higher	Higher average Yield(Kg/Ha)	Neighbo uring Yield	Tech. based Yield
161	Ballari	Harapanahalli	MADLAGERI	GP	Maize (Makka)	IRR	4	4153.46					
162	Ballari	Harapanahalli	MATTHALLI	GP	Maize (Makka)	IRR	4	4786.72					
163	Ballari	Harapanahalli	MYDUR	GP	Maize (Makka)	IRR	4	3947.10					
164	Ballari	Harapanahalli	NANDIBEVUR	GP	Maize (Makka)	IRR	4	4427.04					
165	Ballari	Harapanahalli	NICHHAVVANAHALLI	GP	Maize (Makka)	IRR	4	4484.27					
166	Ballari	Harapanahalli	NILAGUNDA	GP	Maize (Makka)	IRR	4	4468.52					
167	Ballari	Harapanahalli	NITTUR	GP	Maize (Makka)	IRR	4	4531.53					
168	Ballari	Harapanahalli	PUNABAGATTA	GP	Maize (Makka)	IRR	4	3493.78					
169	Ballari	Harapanahalli	RAGIMASALAWADA	GP	Maize (Makka)	IRR	4	4387.13					
170	Ballari	Harapanahalli	SASVIHALLI	GP	Maize (Makka)	IRR	4	4794.60					
171	Ballari	Harapanahalli	SHINGRIHALLI	GP	Maize (Makka)	IRR	4	4205.45					
172	Ballari	Harapanahalli	TELAGI	GP	Maize (Makka)	IRR	4	4023.50					
173	Ballari	Harapanahalli	THAUDUR	GP	Maize (Makka)	IRR	4	4466.94					
174	Ballari	Harapanahalli	TOGARIKATTE	GP	Maize (Makka)	IRR	4	4638.94					
175	Ballari	Harapanahalli	YADIHALLI	GP	Maize (Makka)	IRR	4	4285.26					
176	Ballari	Harapanahalli	ADAVIHALLI	GP	Maize (Makka)	RF	4	3625.76					
177	Ballari	Harapanahalli	ANAJIGERE	GP	Maize (Makka)	RF	4	3049.71					
178	Ballari	Harapanahalli	ARASIKERE	GP	Maize (Makka)	RF	4	2883.64					
179	Ballari	Harapanahalli	BAGALI	GP	Maize (Makka)	RF	4	3755.74					
180	Ballari	Harapanahalli	BENNIHALLI	GP	Maize (Makka)	RF	4	3594.97					

*cb*

**Government of Karnataka**  
**Directorate of Economics and Statistics**  
**GP Level Average Yield data for Kharif season 2019-20**

S.N	District	Taluk	Insurance Unit (hobli/ GP)	GP/HO BLI	Crop	IRR- RF	No_CCE Conducted	Average Yield(Kg/Ha)	Name_Of_Higher_Level	No_cce Conducted_Higher	Higher average Yield(Kg/Ha)	Neighboring Yield	Tech based Yield
181	Ballari	Harapanahalli	CHATNIHALI	GP	Maize (Makka)	RF	4	3927.02					
182	Ballari	Harapanahalli	CHIGATERI	GP	Maize (Makka)	RF	4	3570.87					
183	Ballari	Harapanahalli	CHIRASTHAHALI	GP	Maize (Makka)	RF	4	3388.10					
184	Ballari	Harapanahalli	DUGGAVATHI	GP	Maize (Makka)	RF	4	2036.78					
185	Ballari	Harapanahalli	GUNDAGATTI	GP	Maize (Makka)	RF	4	2796.44					
186	Ballari	Harapanahalli	HALAVAGALU	GP	Maize (Makka)	RF	4	2997.49					
187	Ballari	Harapanahalli	HARAKANALU	GP	Maize (Makka)	RF	4	3011.06					
188	Ballari	Harapanahalli	Harapanahalli(ULB)	GP	Maize (Makka)	RF	4	2844.48					
189	Ballari	Harapanahalli	HIREMEGALAGERE	GP	Maize (Makka)	RF	4	3551.55					
190	Ballari	Harapanahalli	HOSAKOTE	GP	Maize (Makka)	RF	4	3625.55					
191	Ballari	Harapanahalli	HUCHHANGIDURGA	GP	Maize (Makka)	RF	4	3184.18					
192	Ballari	Harapanahalli	K. KALLAHALLI	GP	Maize (Makka)	RF	4	2757.27					
193	Ballari	Harapanahalli	KADABAGERI	GP	Maize (Makka)	RF	4	3900.91					
194	Ballari	Harapanahalli	KADATHI	GP	Maize (Makka)	RF	4	4130.69					
195	Ballari	Harapanahalli	KANCHIKERI	GP	Maize (Makka)	RF	4	3692.06					
196	Ballari	Harapanahalli	KULAHALLI	GP	Maize (Makka)	RF	4	3189.66					
197	Ballari	Harapanahalli	KUNCHUR	GP	Maize (Makka)	RF	4	2376.06					
198	Ballari	Harapanahalli	LAKSHMIPURA	GP	Maize (Makka)	RF	4	2722.02					
199	Ballari	Harapanahalli	MADLAGERI	GP	Maize (Makka)	RF	4	3159.37					
200	Ballari	Harapanahalli	MATTIHALLI	GP	Maize (Makka)	RF	4	3333.32					





**Government of Karnataka**  
**Directorate of Economics and Statistics**  
**GP Level Average Yield data for Kharif season 2019-20**

S.N	District	Taluk	Insurance Unit (hobli/ GP)	GP/HO BLI	Crop	IRR/RF	No_CCE Conducted	Average Yield(Kg/Ha)	Name_Of_Higher_Level	No_cce Conducted_Higher	Higher average Yield(Kg/Ha)	Neighbo uring Yield	Tech. based Yield
201	Ballari	Harapanahalli	MYDUR	GP	Maize (Makka)	RF	4	2994.87					
202	Ballari	Harapanahalli	NANDIBEVUR	GP	Maize (Makka)	RF	4	3580.80					
203	Ballari	Harapanahalli	NICHHAVVANAHALLI	GP	Maize (Makka)	RF	4	3092.79					
204	Ballari	Harapanahalli	NILAGUNDA	GP	Maize (Makka)	RF	4	4151.83					
205	Ballari	Harapanahalli	NITTUR	GP	Maize (Makka)	RF	4	3572.08					
206	Ballari	Harapanahalli	PUNABAGATTA	GP	Maize (Makka)	RF	4	2605.57					
207	Ballari	Harapanahalli	RAGIMASALAWADA	GP	Maize (Makka)	RF	4	2565.62					
208	Ballari	Harapanahalli	SASVIHALLI	GP	Maize (Makka)	RF	4	3539.02					
209	Ballari	Harapanahalli	SHINGRIHALLI	GP	Maize (Makka)	RF	4	3524.40					
210	Ballari	Harapanahalli	TELAGI	GP	Maize (Makka)	RF	4	3148.62					
211	Ballari	Harapanahalli	THAUDUR	GP	Maize (Makka)	RF	4	3174.78					
212	Ballari	Harapanahalli	TOGARIKATTE	GP	Maize (Makka)	RF			Hobli Level	31	3450.30		
213	Ballari	Harapanahalli	YADIHALLI	GP	Maize (Makka)	RF	4	2634.03					
214	Ballari	Hosapete	114. DANAPURA	GP	PADDY	IRR	4	5422.08					
215	Ballari	Hosapete	BUKKASAGARA	GP	PADDY	IRR	4	6264.64					
216	Ballari	Hosapete	DANANAYAKANAKERE	GP	PADDY	IRR			Hobli Level	6	5364.76		
217	Ballari	Hosapete	DEVALAPURA	GP	PADDY	IRR	4	6804.20					
218	Ballari	Hosapete	DEVASAMUDHRA	GP	PADDY	IRR	4	7784.39					
219	Ballari	Hosapete	GADIGANURU	GP	PADDY	IRR			Hobli Level	14	6903.00		
220	Ballari	Hosapete	HAMPADEVANAHALLI	GP	PADDY	IRR	4	8434.34					

**Government of Karnataka**  
**Directorate of Economics and Statistics**  
**GP Level Average Yield data for Kharif season 2019-20**

S.N	District	Taluk	Insurance Unit (hobli/ GP)	GP/HO BLI	Crop	IRR RF	No_CCE Conducted	Average Yield(Kg/Ha)	Name_Of_Higher_Level	No_cce Conducted_Higher	Higher average Yield(Kg/Ha)	Neighboring Yield	Tech based Yield
221	Ballari	Hosapete	HAMPI	GP	PADDY	IRR			Hobli Level	21	6992.14		
222	Ballari	Hosapete	Hospete (ULB)	GP	PADDY	IRR			Hobli Level	27	7012.29		
223	Ballari	Hosapete	HOSURU	GP	PADDY	IRR			Hobli Level	7	7437.84		
224	Ballari	Hosapete	KALLAHALLI	GP	PADDY	IRR			Hobli Level	7	7437.84		
225	Ballari	Hosapete	Kamalapura(ULB)	GP	PADDY	IRR			Hobli Level	14	6903.00		
226	Ballari	Hosapete	MALAPANAGUDI	GP	PADDY	IRR			Hobli Level	14	6903.00		
227	Ballari	Hosapete	METRI	GP	PADDY	IRR	4	8883.03					
228	Ballari	Hosapete	NAGALAPURA	GP	PADDY	IRR			Hobli Level	6	5364.76		
229	Ballari	Hosapete	NAGENAHALLI	GP	PADDY	IRR	4	7861.17					
230	Ballari	Hosapete	NO. 10 MUDDAPURA	GP	PADDY	IRR	4	6937.06					
231	Ballari	Hosapete	PAPINAYAKANA HALLI	GP	PADDY	IRR			Hobli Level	14	6903.00		
232	Ballari	Hosapete	RAMASAGARA	GP	PADDY	IRR	4	6634.51					
233	Ballari	Hosapete	SANAPURA	GP	PADDY	IRR	4	8124.19					
234	Ballari	Hosapete	SUGGENAHALLI	GP	PADDY	IRR	4	7469.29					
235	Ballari	Kudligi	ALURU	GP	Maize (Makka)	IRR	4	3749.14					
236	Ballari	Kudligi	APPAYYANAHALLI	GP	Maize (Makka)	IRR	4	3177.11					
237	Ballari	Kudligi	BADELADAKU	GP	Maize (Makka)	IRR	4	4568.29					
238	Ballari	Kudligi	BANAVIKALLU	GP	Maize (Makka)	IRR	4	4111.46					
239	Ballari	Kudligi	BELLIGATTI	GP	Maize (Makka)	IRR	4	3105.91					
240	Ballari	Kudligi	DUPADAHALLI	GP	Maize (Makka)	IRR	4	5371.67					

**Government of Karnataka**  
**Directorate of Economics and Statistics**  
**GP Level Average Yield data for Kharif season 2019-20**

S.N	District	Taluk	Insurance Unit (hobli/ GP)	GP/HO BLI	Crop	IRR_RF	No_CCE Conducted	Average Yield(Kg/Ha)	Name_Of_Higher_Level	No_cce Conducted_Higher	Higher average Yield(Kg/Ha)	Neighbo uring Yield	Tech. based Yield
241	Ballari	Kudligi	GUDEKOTE	GP	Maize (Makka)	IRR	4	3166.29					
242	Ballari	Kudligi	GUNDUMUNUGU	GP	Maize (Makka)	IRR	4	3465.59					
243	Ballari	Kudligi	HARAKABAVI	GP	Maize (Makka)	IRR	4	4515.78					
244	Ballari	Kudligi	HEREHEGDAL	GP	Maize (Makka)	IRR	4	4846.58					
245	Ballari	Kudligi	HEREKUMBALAKUNTE	GP	Maize (Makka)	IRR	4	3541.73					
246	Ballari	Kudligi	HOSAHALLI	GP	Maize (Makka)	IRR	4	3441.44					
247	Ballari	Kudligi	HUDEM	GP	Maize (Makka)	IRR			Hobli Level	34	3945.22		
248	Ballari	Kudligi	HURULIHAL	GP	Maize (Makka)	IRR	4	4358.25					
249	Ballari	Kudligi	HYALYA	GP	Maize (Makka)	IRR	4	4626.04					
250	Ballari	Kudligi	JARMALI	GP	Maize (Makka)	IRR	4	5250.90					
251	Ballari	Kudligi	JUMMOBANAHALLI	GP	Maize (Makka)	IRR	4	4809.83					
252	Ballari	Kudligi	K.AYYENAHALLI	GP	Maize (Makka)	IRR	4	4515.77					
253	Ballari	Kudligi	KAKUPPI	GP	Maize (Makka)	IRR	4	4752.07					
254	Ballari	Kudligi	KALAPURA	GP	Maize (Makka)	IRR	4	3801.65					
255	Ballari	Kudligi	KANDAGALLU	GP	Maize (Makka)	IRR	4	4809.83					
256	Ballari	Kudligi	MORABA	GP	Maize (Makka)	IRR	4	3885.67					
257	Ballari	Kudligi	NAGARAKATTE	GP	Maize (Makka)	IRR	4	4089.14					
258	Ballari	Kudligi	NIMBALAGERE	GP	Maize (Makka)	IRR			Hobli Level	34	3945.22		
259	Ballari	Kudligi	PUJARAHALLI	GP	Maize (Makka)	IRR	4	4752.07					
260	Ballari	Kudligi	RAMPURA	GP	Maize (Makka)	IRR	4	4153.46					

*cb*

**Government of Karnataka**  
**Directorate of Economics and Statistics**  
**GP Level Average Yield data for Kharif season 2019-20**

S.N	District	Taluk	Insurance Unit (hobli/ GP)	GP/HO BLI	Crop	IRR/RF	No_CCE Conducted	Average Yield(Kg/Ha)	Name_Of_Higher_Level	No_cce Conducted_Higher	Higher average Yield(Kg/Ha)	Neighboring Yield	Tech. based Yield
261	Ballari	Kudligi	SIVAPURA	GP	Maize (Makka)	IRR	4	4513.15					
262	Ballari	Kudligi	SULADAHALLI	GP	Maize (Makka)	IRR	4	2100.36					
263	Ballari	Kudligi	THULAHALLI	GP	Maize (Makka)	IRR	4	4531.53					
264	Ballari	Kudligi	UJJINI	GP	Maize (Makka)	IRR	4	4633.92					
265	Ballari	Kudligi	ALURU	GP	Maize (Makka)	RF	4	2289.89					
266	Ballari	Kudligi	APPAYANAHALLI	GP	Maize (Makka)	RF			Hobli Level	19	3081.59		
267	Ballari	Kudligi	BADELADAKU	GP	Maize (Makka)	RF	4	3681.58					
268	Ballari	Kudligi	BANAVIKALLU	GP	Maize (Makka)	RF	4	2187.02					
269	Ballari	Kudligi	BELLIGATTI	GP	Maize (Makka)	RF			Hobli Level	19	3081.59		
270	Ballari	Kudligi	CHIRABI	GP	Maize (Makka)	RF	4	3404.81					
271	Ballari	Kudligi	CHIRATHAGUNDU	GP	Maize (Makka)	RF			Hobli Level	19	3081.59		
272	Ballari	Kudligi	CHOWDAPURA	GP	Maize (Makka)	RF	4	3759.91					
273	Ballari	Kudligi	DUPADAHALLI	GP	Maize (Makka)	RF	4	2350.47					
274	Ballari	Kudligi	GUDEKOTE	GP	Maize (Makka)	RF	4	2809.49					
275	Ballari	Kudligi	GUNDUMUNUGU	GP	Maize (Makka)	RF			Hobli Level	19	3081.59		
276	Ballari	Kudligi	HARAKABAVI	GP	Maize (Makka)	RF	4	3316.03					
277	Ballari	Kudligi	HEREHEGDAL	GP	Maize (Makka)	RF	4	3180.26					
278	Ballari	Kudligi	HEREKUMBALAKUNTE	GP	Maize (Makka)	RF	4	2517.05					
279	Ballari	Kudligi	HOSAHALLI	GP	Maize (Makka)	RF	4	3361.73					
280	Ballari	Kudligi	HUDEM	GP	Maize (Makka)	RF			Hobli Level	36	2880.60		

cb

**Government of Karnataka**  
**Directorate of Economics and Statistics**  
**GP Level Average Yield data for Kharif season 2019-20**

S.N	District	Taluk	Insurance Unit (hobli/ GP)	GP/HO BLI	Crop	IRR_Rf	No_CCE Conducted	Average Yield(Kg/Ha)	Name_Of_Higher_Level	No_cce Conducted_Higher	Higher average Yield(Kg/Ha)	Neighboring Yield	Tech based Yield
281	Ballari	Kudligi	HURULIHAL	GP	Maize (Makka)	RF			Hobli Level	19	3081.59		
282	Ballari	Kudligi	HYALYA	GP	Maize (Makka)	RF	4	3116.29					
283	Ballari	Kudligi	JARMALI	GP	Maize (Makka)	RF			Hobli Level	19	3081.59		
284	Ballari	Kudligi	JUMMOBANAHALLI	GP	Maize (Makka)	RF			Hobli Level	55	2947.59		
285	Ballari	Kudligi	K.AYYENAHALLI	GP	Maize (Makka)	RF	4	3896.99					
286	Ballari	Kudligi	KAKUPPI	GP	Maize (Makka)	RF	4	5169.88					
287	Ballari	Kudligi	KALAPURA	GP	Maize (Makka)	RF	4	2895.66					
288	Ballari	Kudligi	KANDAGALLU	GP	Maize (Makka)	RF	4	4104.57					
289	Ballari	Kudligi	Kottur(ULB)	GP	Maize (Makka)	RF	4	3289.92					
290	Ballari	Kudligi	MAKANADAKU	GP	Maize (Makka)	RF	4	3002.71					
291	Ballari	Kudligi	MORABA	GP	Maize (Makka)	RF	4	4188.12					
292	Ballari	Kudligi	NAGARAKATTE	GP	Maize (Makka)	RF	4	3159.37					
293	Ballari	Kudligi	NIMBALAGERE	GP	Maize (Makka)	RF	4	2861.71					
294	Ballari	Kudligi	PUJARAHALLI	GP	Maize (Makka)	RF	4	3316.04					
295	Ballari	Kudligi	RAMADURGA	GP	Maize (Makka)	RF	4	3467.47					
296	Ballari	Kudligi	RAMPURA	GP	Maize (Makka)	RF	4	2673.72					
297	Ballari	Kudligi	SIVAPURA	GP	Maize (Makka)	RF	4	4266.46					
298	Ballari	Kudligi	SULADAHALLI	GP	Maize (Makka)	RF	4	2114.95					
299	Ballari	Kudligi	THULAHALLI	GP	Maize (Makka)	RF	4	4376.12					
300	Ballari	Kudligi	UJJINI	GP	Maize (Makka)	RF	4	3067.99					

**Government of Karnataka**  
**Directorate of Economics and Statistics**  
**GP Level Average Yield data for Kharif season 2019-20**

S.N	District	Taluk	Insurance Unit (hobli/ GP)	GP/HO BLI	Crop	IRR_RF	No_CCE Conducted	Average Yield(Kg/Ha)	Name_Of_Higher_Level	No_cce Conducted_Higher	Higher average Yield(Kg/Ha)	Neighbo uring Yield	Tech. based Yield
301	Ballari	Sandur	AGRAHARA	GP	Maize (Makka)	RF	4	2741.60					
302	Ballari	Sandur	ANTHAPURA	GP	Maize (Makka)	RF	4	3342.15					
303	Ballari	Sandur	BANDRI	GP	Maize (Makka)	RF	4	2663.27					
304	Ballari	Sandur	BHUJANGANAGARA	GP	Maize (Makka)	RF	4	3498.81					
305	Ballari	Sandur	BOMMAGATTA	GP	Maize (Makka)	RF	4	2663.27					
306	Ballari	Sandur	CHORANURU	GP	Maize (Makka)	RF	4	2584.94					
307	Ballari	Sandur	DEVAGIRI	GP	Maize (Makka)	RF	4	2898.27					
308	Ballari	Sandur	GOLLALINGAMANAHALL I	GP	Maize (Makka)	RF	4	2297.73					
309	Ballari	Sandur	H.K.HALLI	GP	Maize (Makka)	RF	4	3211.59					
310	Ballari	Sandur	KALINGERE	GP	Maize (Makka)	RF			Hobli Level	35	3005.54		
311	Ballari	Sandur	KRISHNANAGARA	GP	Maize (Makka)	RF	4	2966.16					
312	Ballari	Sandur	METRIKI	GP	Maize (Makka)	RF			Hobli Level	13	2370.83		
313	Ballari	Sandur	NARASINGAPURA	GP	Maize (Makka)	RF	4	3263.81					
314	Ballari	Sandur	NIDUGURTHI	GP	Maize (Makka)	RF	4	2506.61					
315	Ballari	Sandur	Sandoor(ULB)	GP	Maize (Makka)	RF	4	3138.48					
316	Ballari	Sandur	SHUSEELANAGARA	GP	Maize (Makka)	RF	4	3689.42					
317	Ballari	Sandur	SOVENAHALLI	GP	Maize (Makka)	RF	4	4156.79					
318	Ballari	Sandur	THARANAGARA	GP	Maize (Makka)	RF	4	2898.27					
319	Ballari	Sandur	VADDU	GP	Maize (Makka)	RF			Hobli Level	13	2370.83		
320	Ballari	Sandur	VITTALAPURA	GP	Maize (Makka)	RF	4	1282.03					



**Government of Karnataka**  
**Directorate of Economics and Statistics**  
**GP Level Average Yield data for Kharif season 2019-20**

S.N	District	Taluk	Insurance Unit (hobli/ GP)	GP/HO BLI	Crop	IRR- RF	No_CCE Conducted	Average Yield(Kg/Ha)	Name_Of_Higher_Level	No_cce Conducted_Higher	Higher average Yield(Kg/Ha)	Neighboring Yield	Tech. based Yield
321	Ballari	Sandur	YASHWANTHAGARA	GP	Maize (Makka)	RF	4	3446.59					
322	Ballari	Sirguppa	B.M. SUGURU	GP	PADDY	IRR	4	6138.03					
323	Ballari	Sirguppa	BAGEWADI	GP	PADDY	IRR	4	7128.48					
324	Ballari	Sirguppa	BAGGURU	GP	PADDY	IRR	4	7251.95					
325	Ballari	Sirguppa	BALAKUNDHI	GP	PADDY	IRR	4	7433.15					
326	Ballari	Sirguppa	BEERAHALLI	GP	PADDY	IRR	4	9761.48					
327	Ballari	Sirguppa	BYRAPURA	GP	PADDY	IRR	4	7759.89					
328	Ballari	Sirguppa	DESANOORU	GP	PADDY	IRR	4	6983.90					
329	Ballari	Sirguppa	H. HOSAHALLI	GP	PADDY	IRR	4	7971.59					
330	Ballari	Sirguppa	HACHCHOLI	GP	PADDY	IRR	4	7659.67					
331	Ballari	Sirguppa	HALEKOTE	GP	PADDY	IRR	4	8093.46					
332	Ballari	Sirguppa	K. BELAGALLU	GP	PADDY	IRR	4	7277.29					
333	Ballari	Sirguppa	K. SUGURU	GP	PADDY	IRR	4	6967.56					
334	Ballari	Sirguppa	KARURU	GP	PADDY	IRR	4	8294.64					
335	Ballari	Sirguppa	KENCHANAGUDDA	GP	PADDY	IRR	4	6941.30					
336	Ballari	Sirguppa	KONCHEGERI	GP	PADDY	IRR	4	7016.57					
337	Ballari	Sirguppa	KUDUDHURAHAL	GP	PADDY	IRR	4	7400.48					
338	Ballari	Sirguppa	KURUVALLI	GP	PADDY	IRR	4	7762.04					
339	Ballari	Sirguppa	M. SUGURU	GP	PADDY	IRR	4	7621.02					
340	Ballari	Sirguppa	MUDDATANURU	GP	PADDY	IRR	4	7612.86					

**Government of Karnataka**  
**Directorate of Economics and Statistics**  
**GP Level Average Yield data for Kharif season 2019-20**

S.N	District	Taluk	Insurance Unit (hobli/ GP)	GP/HO BLI	Crop	IRR_RF	No_CCE_Conducted	Average Yield(Kg/Ha)	Name_Of_Higher_Level	No_cce_Conducted_Higher	Higher average Yield(Kg/Ha)	Neighboring Yield	Tech. based Yield
341	Ballari	Sirguppa	NADAVI	GP	PADDY	IRR	4	7286.13					
342	Ballari	Sirguppa	RARAVI	GP	PADDY	IRR	4	7586.89					
343	Ballari	Sirguppa	RAVIHAL	GP	PADDY	IRR	4	9308.16					
344	Ballari	Sirguppa	SANAVASAPURA	GP	PADDY	IRR	4	8058.03					
345	Ballari	Sirguppa	SIRIGERI	GP	PADDY	IRR	4	7989.05					
346	Ballari	Sirguppa	Siruguppa (ULB)	GP	PADDY	IRR	4	6496.41					
347	Ballari	Sirguppa	TALURU	GP	PADDY	IRR	4	7702.71					
348	Ballari	Sirguppa	Tekkalakote(ULB)	GP	PADDY	IRR	4	7355.56					
349	Ballari	Sirguppa	UPPARA HOSAHALLI	GP	PADDY	IRR	4	7203.24					
350	Ballari	Sirguppa	UTHTHANURU	GP	PADDY	IRR	4	7482.16					

  
Director

Directorate of Economics and Statistics

2019



**Government of Karnataka**  
**Directorate of Economics and Statistics**  
**GP Level Average Yield data for Kharif season 2019-20**

S.N	District	Taluk	Insurance Unit (hobli/ GP)	GP/HO BLI	Crop	IRR RF	No_OCE Conducted	Average Yield(Kg/Ha)	Name_Of_Higher_Level	No_ cce Conducted_Higher	Higher average Yield(Kg/Ha)	Neighbo uring Yield	Tech based Yield
1	Belagavi	Athani	ADAHALLI	GP	Maize (Makka)	IRR	4	1958.59					
2	Belagavi	Athani	AIGALI	GP	Maize (Makka)	IRR	4	4463.27					
3	Belagavi	Athani	ANANTAPUR	GP	Maize (Makka)	IRR	4	2310.40					
4	Belagavi	Athani	ARALIHATTI	GP	Maize (Makka)	IRR	4	4667.53					
5	Belagavi	Athani	ARTAL	GP	Maize (Makka)	IRR	4	2814.48					
6	Belagavi	Athani	ATHANI (GRAMEEN)	GP	Maize (Makka)	IRR	4	6551.55					
7	Belagavi	Athani	BADACHI	GP	Maize (Makka)	IRR	4	4780.95					
8	Belagavi	Athani	BALLIGERI	GP	Maize (Makka)	IRR	4	5760.24					
9	Belagavi	Athani	GUNDEWADI	GP	Maize (Makka)	IRR			Hobli Level	42	3216.14		
10	Belagavi	Athani	HALYAL	GP	Maize (Makka)	IRR	4	2030.00					
11	Belagavi	Athani	HULAGABALI	GP	Maize (Makka)	IRR			Hobli Level	20	3731.03		
12	Belagavi	Athani	Inapura (ULB))	GP	Maize (Makka)	IRR			Hobli Level	23	4536.92		
13	Belagavi	Athani	JAMBAGI	GP	Maize (Makka)	IRR	4	4100.96					
14	Belagavi	Athani	KAGAWAD	GP	Maize (Makka)	IRR	4	832.27					
15	Belagavi	Athani	KAKAMARI	GP	Maize (Makka)	IRR	4	1286.47					
16	Belagavi	Athani	KANNALA	GP	Maize (Makka)	IRR	4	1533.26					
17	Belagavi	Athani	KATAGERI	GP	Maize (Makka)	IRR	4	3019.27					
18	Belagavi	Athani	KEMPWAD	GP	Maize (Makka)	IRR	4	3835.00					
19	Belagavi	Athani	KHILEGAON	GP	Maize (Makka)	IRR	4	3848.91					
20	Belagavi	Athani	KOHALLI	GP	Maize (Makka)	IRR	4	6616.14					

**Government of Karnataka**  
**Directorate of Economics and Statistics**  
**GP Level Average Yield data for Kharif season 2019-20**

S.N	District	Taluk	Insurance Unit (hobli/ GP)	GP/HO BLI	Crop	IRR- RF	No_CCE Conducted	Average Yield(Kg/Ha)	Name_Of_Higher_Level	No_cce Conducted_Higher	Higher average Yield(Kg/Ha)	Neighbo uring Yield	Tech- based Yield
21	Belagavi	Athani	KOKATANUR	GP	Maize (Makka)	IRR	4	5252.48					
22	Belagavi	Athani	KOTTALAGI	GP	Maize (Makka)	IRR	4	942.54					
23	Belagavi	Athani	KUSANAL	GP	Maize (Makka)	IRR			Hobli Level	23	4536.92		
24	Belagavi	Athani	MADBHAVI	GP	Maize (Makka)	IRR	4	1057.32					
25	Belagavi	Athani	MAHISHAWADAGI	GP	Maize (Makka)	IRR			Hobli Level	20	3731.03		
26	Belagavi	Athani	MALABAD	GP	Maize (Makka)	IRR	4	1229.76					
27	Belagavi	Athani	MANGASULI	GP	Maize (Makka)	IRR	4	5308.66					
28	Belagavi	Athani	MOLE	GP	Maize (Makka)	IRR			Hobli Level	23	4536.92		
29	Belagavi	Athani	MURAGUNDI	GP	Maize (Makka)	IRR	4	3539.11					
30	Belagavi	Athani	NAGANUR -PK	GP	Maize (Makka)	IRR	4	3951.30					
31	Belagavi	Athani	NANDAGAON	GP	Maize (Makka)	IRR	4	3659.88					
32	Belagavi	Athani	PARTANAHALLI	GP	Maize (Makka)	IRR	4	4102.58					
33	Belagavi	Athani	SAMBARAGI	GP	Maize (Makka)	IRR	4	2987.76					
34	Belagavi	Athani	SAPTSAGAR	GP	Maize (Makka)	IRR			Hobli Level	20	3731.03		
35	Belagavi	Athani	SATTI	GP	Maize (Makka)	IRR	4	2583.18					
36	Belagavi	Athani	Shedabala (ULB)	GP	Maize (Makka)	IRR			Hobli Level	23	4536.92		
37	Belagavi	Athani	SHEGUNASHI	GP	Maize (Makka)	IRR			Hobli Level	20	3731.03		
38	Belagavi	Athani	SHIRUR	GP	Maize (Makka)	IRR	4	2221.13					
39	Belagavi	Athani	TANGADI	GP	Maize (Makka)	IRR			Hobli Level	43	3999.66		
40	Belagavi	Athani	TELSANG	GP	Maize (Makka)	IRR			Hobli Level	53	3549.78		

**Government of Karnataka**  
**Directorate of Economics and Statistics**  
**GP Level Average Yield data for Kharif season 2019-20**

S.N	District	Taluk	Insurance Unit (hobli/ GP)	GP/HO BLI	Crop	IRR_Rf	No_CCE Conducted	Average Yield(Kg/Ha)	Name_Of_Higher_Level	No_cce Conducted_Higher	Higher average Yield(Kg/Ha)	Neighboring Yield	Tech-based Yield
41	Belagavi	Athani	UGAR - BK	GP	Maize (Makka)	IRR	4	4938.47					
42	Belagavi	Athani	Ugara KH (ULB)	GP	Maize (Makka)	IRR	4	4836.08					
43	Belagavi	Athani	YALIHADALAGI	GP	Maize (Makka)	IRR	4	4573.53					
44	Belagavi	Athani	ZUNJARWAD	GP	Maize (Makka)	IRR	4	4710.06					
45	Belagavi	Bailhongal	AMBADAGATTI	GP	Maize (Makka)	RF	4	4118.04					
46	Belagavi	Bailhongal	AVARADI	GP	Maize (Makka)	RF	4	3018.38					
47	Belagavi	Bailhongal	Bailahongala (ULB)	GP	Maize (Makka)	RF	4	2240.28					
48	Belagavi	Bailhongal	BAILUR	GP	Maize (Makka)	RF			Hobli Level	58	2724.91		
49	Belagavi	Bailhongal	BAILWAD	GP	Maize (Makka)	RF	4	4501.97					
50	Belagavi	Bailhongal	BELAVADI	GP	Maize (Makka)	RF	4	3778.19					
51	Belagavi	Bailhongal	BUDRAKATTI	GP	Maize (Makka)	RF	4	1201.61					
52	Belagavi	Bailhongal	CHIKKABAGEVADI	GP	Maize (Makka)	RF			Hobli Level	41	2910.03		
53	Belagavi	Bailhongal	CHIVATGUNDI	GP	Maize (Makka)	RF	4	3322.82					
54	Belagavi	Bailhongal	DEGOAN	GP	Maize (Makka)	RF	4	2694.60					
55	Belagavi	Bailhongal	DEVALAPUAR	GP	Maize (Makka)	RF	4	3460.51					
56	Belagavi	Bailhongal	DEVARASHIGIHALLI	GP	Maize (Makka)	RF			Hobli Level	58	2724.91		
57	Belagavi	Bailhongal	DODAVAD	GP	Maize (Makka)	RF			Hobli Level	50	2793.59		
58	Belagavi	Bailhongal	GOVANAKOPPA	GP	Maize (Makka)	RF			Hobli Level	50	2793.59		
59	Belagavi	Bailhongal	HANABARAHATTI	GP	Maize (Makka)	RF	4	1744.18					
60	Belagavi	Bailhongal	HANNIKERI	GP	Maize (Makka)	RF	4	2244.20					

*CB*

**Government of Karnataka**  
**Directorate of Economics and Statistics**  
**GP Level Average Yield data for Kharif season 2019-20**

S.N	District	Taluk	Insurance Unit (hobli/ GP)	GP/HO BLI	Crop	IRR_RF	No_CCE_Conducted	Average Yield(Kg/Ha)	Name_Of_Higher_Level	No_cce_Conducted_Higher	Higher average Yield(Kg/Ha)	Neighbo uring Yield	Tech based Yield
61	Belagavi	Bailhongal	HIRENADIHALLI	GP	Maize (Makka)	RF	4	2919.42					
62	Belagavi	Bailhongal	HOLIHOSUR	GP	Maize (Makka)	RF	4	1051.21					
63	Belagavi	Bailhongal	HOLINAGALAPUR	GP	Maize (Makka)	RF	4	4455.08					
64	Belagavi	Bailhongal	HUNASHIKATTI	GP	Maize (Makka)	RF			Hobli Level	58	2724.91		
65	Belagavi	Bailhongal	KADARAVALLI	GP	Maize (Makka)	RF	4	1379.16					
66	Belagavi	Bailhongal	KALABHAVI	GP	Maize (Makka)	RF	4	2146.28					
67	Belagavi	Bailhongal	KENGANUR	GP	Maize (Makka)	RF	4	1937.40					
68	Belagavi	Bailhongal	KHODANAPUR	GP	Maize (Makka)	RF	4	1176.49					
69	Belagavi	Bailhongal	Kitturu (ULB)	GP	Maize (Makka)	RF	4	1979.18					
70	Belagavi	Bailhongal	KULVALLI	GP	Maize (Makka)	RF	4	3953.13					
71	Belagavi	Bailhongal	M K Hubballi (ULB)	GP	Maize (Makka)	RF	4	2052.29					
72	Belagavi	Bailhongal	MARADINAGALAPUR	GP	Maize (Makka)	RF	4	3524.92					
73	Belagavi	Bailhongal	MEKALMARADI	GP	Maize (Makka)	RF			Hobli Level	41	2910.03		
74	Belagavi	Bailhongal	NEGINAHAL	GP	Maize (Makka)	RF	4	2141.06					
75	Belagavi	Bailhongal	NESARAGI	GP	Maize (Makka)	RF	4	3235.96					
76	Belagavi	Bailhongal	NICCHANAKI	GP	Maize (Makka)	RF			Hobli Level	58	2724.91		
77	Belagavi	Bailhongal	PATTIHAL K.B	GP	Maize (Makka)	RF	4	688.17					
78	Belagavi	Bailhongal	SAMPAGON	GP	Maize (Makka)	RF	4	3821.71					
79	Belagavi	Bailhongal	SANGOLLI	GP	Maize (Makka)	RF	4	3873.93					
80	Belagavi	Bailhongal	TIGADI	GP	Maize (Makka)	RF	4	2846.05					



**Government of Karnataka**  
**Directorate of Economics and Statistics**  
**GP Level Average Yield data for Kharif season 2019-20**

S.N	District	Taluk	Insurance Unit (hobli/ GP)	GP/HO BLI	Crop	IRR RF	No_CCE Conducted	Average Yield(Kg/Ha)	Name Of Higher Level	No_cce Conducted Higher	Higher average Yield(Kg/Ha)	Neighboring Yield	Tech based Yield
81	Belagavi	Bailhongal	TURAKARSHIGIHALLI	GP	Maize (Makka)	RF	4	2980.78					
82	Belagavi	Bailhongal	UDIKERI	GP	Maize (Makka)	RF	4	4882.66					
83	Belagavi	Bailhongal	UGARAKOD	GP	Maize (Makka)	RF	4	4629.60					
84	Belagavi	Bailhongal	VAKKUND	GP	Maize (Makka)	RF	4	2470.06					
85	Belagavi	Bailhongal	VANNUR	GP	Maize (Makka)	RF	4	3778.72					
86	Belagavi	Bailhongal	AMATUR	GP	Soybean (bhat)	RF	4	1294.14					
87	Belagavi	Bailhongal	AMBADAGATTI	GP	Soybean (bhat)	RF			Hobli Level	40	810.21		
88	Belagavi	Bailhongal	ANIGOL	GP	Soybean (bhat)	RF	4	1873.80					
89	Belagavi	Bailhongal	AVARADI	GP	Soybean (bhat)	RF	4	527.38					
90	Belagavi	Bailhongal	Bailahongala (ULB)	GP	Soybean (bhat)	RF	4	1376.23					
91	Belagavi	Bailhongal	BAILWAD	GP	Soybean (bhat)	RF	4	1611.03					
92	Belagavi	Bailhongal	BELAVADI	GP	Soybean (bhat)	RF	4	1096.49					
93	Belagavi	Bailhongal	BHAVIHAL	GP	Soybean (bhat)	RF	4	985.51					
94	Belagavi	Bailhongal	BUDRAKATTI	GP	Soybean (bhat)	RF	4	1347.80					
95	Belagavi	Bailhongal	CHIKKABAGEVADI	GP	Soybean (bhat)	RF	4	1507.05					
96	Belagavi	Bailhongal	CHIVATGUNDI	GP	Soybean (bhat)	RF			Hobli Level	59	1285.33		
97	Belagavi	Bailhongal	DEGOAN	GP	Soybean (bhat)	RF			Hobli Level	40	810.21		
98	Belagavi	Bailhongal	DESHANUR	GP	Soybean (bhat)	RF	4	1414.29					
99	Belagavi	Bailhongal	DEVALAPUAR	GP	Soybean (bhat)	RF	4	1109.79					
100	Belagavi	Bailhongal	DODAVAD	GP	Soybean (bhat)	RF			Hobli Level	59	1285.33		

CS

**Government of Karnataka**  
**Directorate of Economics and Statistics**  
**GP Level Average Yield data for Kharif season 2019-20**

S N	District	Taluk	Insurance Unit (hobli/ GP)	GP/HO BLI	Crop	IRR_RF	No_CCE Conducted	Average Yield(Kg/Ha)	Name_Of_Higher_Level	No_cce Conducted_Higher	Higher average Yield(Kg/Ha)	Neighboring Yield	Tech based Yield
101	Belagavi	Bailhongal	GOVANAKOPPA	GP	Soybean (bhat)	RF	4	772.95					
102	Belagavi	Bailhongal	HANABARAHATTI	GP	Soybean (bhat)	RF	4	1334.50					
103	Belagavi	Bailhongal	HANNIKERI	GP	Soybean (bhat)	RF	4	1366.14					
104	Belagavi	Bailhongal	HIRENADIHALLI	GP	Soybean (bhat)	RF	4	656.93					
105	Belagavi	Bailhongal	HOLIHOSUR	GP	Soybean (bhat)	RF	4	1004.08					
106	Belagavi	Bailhongal	HOLINAGALAPUR	GP	Soybean (bhat)	RF			Hobli Level	59	1285.33		
107	Belagavi	Bailhongal	HUNASHIKATTI	GP	Soybean (bhat)	RF	4	823.17					
108	Belagavi	Bailhongal	KADARAVALLI	GP	Soybean (bhat)	RF	4	1105.20					
109	Belagavi	Bailhongal	KALABHAVI	GP	Soybean (bhat)	RF			Hobli Level	40	810.21		
110	Belagavi	Bailhongal	KENGANUR	GP	Soybean (bhat)	RF	4	1372.56					
111	Belagavi	Bailhongal	KHODANAPUR	GP	Soybean (bhat)	RF	4	561.77					
112	Belagavi	Bailhongal	Kitturu (ULB)	GP	Soybean (bhat)	RF	4	678.71					
113	Belagavi	Bailhongal	KULVALLI	GP	Soybean (bhat)	RF			Hobli Level	40	810.21		
114	Belagavi	Bailhongal	M K Hubballi (ULB)	GP	Soybean (bhat)	RF	4	1068.52					
115	Belagavi	Bailhongal	MARADINAGALAPUR	GP	Soybean (bhat)	RF	4	1035.50					
116	Belagavi	Bailhongal	MARIKATTI	GP	Soybean (bhat)	RF	4	1310.65					
117	Belagavi	Bailhongal	MEKALMARADI	GP	Soybean (bhat)	RF	4	1129.58					
118	Belagavi	Bailhongal	MURAKIBAVI	GP	Soybean (bhat)	RF	4	1224.43					
119	Belagavi	Bailhongal	NAGANUR	GP	Soybean (bhat)	RF	4	1403.29					
120	Belagavi	Bailhongal	NEGINAHAL	GP	Soybean (bhat)	RF	4	493.21					

**Government of Karnataka**  
**Directorate of Economics and Statistics**  
**GP Level Average Yield data for Kharif season 2019-20**

S.N	District	Taluk	Insurance Unit (hobli/ GP)	GP/HO BLI	Crop	IRR RF	No_CCE Conducted	Average Yield(Kg/Ha)	Name_Of Higher Level	No_cce Conducted Higher	Higher average Yield(Kg/Ha)	Neighboring Yield	Tech. based Yield
121	Belagavi	Bailhongal	NESARAGI	GP	Soybean (bhat)	RF	4	1023.58					
122	Belagavi	Bailhongal	NICCHANAKI	GP	Soybean (bhat)	RF	4	1002.02					
123	Belagavi	Bailhongal	PATTIHAL K.B	GP	Soybean (bhat)	RF	4	701.19					
124	Belagavi	Bailhongal	SAMPAGON	GP	Soybean (bhat)	RF	4	795.20					
125	Belagavi	Bailhongal	SANGOLLI	GP	Soybean (bhat)	RF	4	1275.57					
126	Belagavi	Bailhongal	SUTAGATTI	GP	Soybean (bhat)	RF	4	1294.14					
127	Belagavi	Bailhongal	TIGADI	GP	Soybean (bhat)	RF	4	1166.20					
128	Belagavi	Bailhongal	TURAKARSHIGIHALLI	GP	Soybean (bhat)	RF	4	1253.78					
129	Belagavi	Bailhongal	UDIKERI	GP	Soybean (bhat)	RF	4	1571.13					
130	Belagavi	Bailhongal	UGARAKOD	GP	Soybean (bhat)	RF	4	1041.00					
131	Belagavi	Bailhongal	VAKKUND	GP	Soybean (bhat)	RF	4	1426.22					
132	Belagavi	Bailhongal	VANNUR	GP	Soybean (bhat)	RF	4	1351.40					
133	Belagavi	Belagavi	AGASGE	GP	PADDY	RF	4	3258.85					
134	Belagavi	Belagavi	AMBEWADI	GP	PADDY	RF			Hobli Level	65	4711.33		
135	Belagavi	Belagavi	ANKALAGI	GP	PADDY	RF	4	3164.02					
136	Belagavi	Belagavi	ASHTI	GP	PADDY	RF	4	6067.23					
137	Belagavi	Belagavi	BADAS (KH)	GP	PADDY	RF	4	3208.75					
138	Belagavi	Belagavi	BALEKUNDARI BK	GP	PADDY	RF	4	3422.66					
139	Belagavi	Belagavi	BALEKUNDARI KH	GP	PADDY	RF	4	2938.35					
140	Belagavi	Belagavi	BAMBARGA	GP	PADDY	RF			Hobli Level	45	4866.05		

**Government of Karnataka**  
**Directorate of Economics and Statistics**  
**GP Level Average Yield data for Kharif season 2019-20**

S.N	District	Taluk	Insurance Unit (hobli/ GP)	GP/HO BLI	Crop	IRR RF	No_CCE Conducted	Average Yield(Kg/Ha)	Name_Of_Higher_Level	No_cce Conducted_Higher	Higher average Yield(Kg/Ha)	Neighboring Yield	Tech. based Yield
141	Belagavi	Belagavi	BASTWAD	GP	PADDY	RF	4	2770.52					
142	Belagavi	Belagavi	BEKKINKERI	GP	PADDY	RF			Hobli Level	65	4711.33		
143	Belagavi	Belagavi	Belagavi(ULB)	GP	PADDY	RF	4	4860.52					
144	Belagavi	Belagavi	BELAGUNDI	GP	PADDY	RF	4	5553.25					
145	Belagavi	Belagavi	BELVATTI	GP	PADDY	RF			Hobli Level	65	4711.33		
146	Belagavi	Belagavi	BENDIGERI	GP	PADDY	RF	4	4577.91					
147	Belagavi	Belagavi	BENKANHALLI	GP	PADDY	RF	4	4861.60					
148	Belagavi	Belagavi	BIJAGARNI	GP	PADDY	RF	4	4862.63					
149	Belagavi	Belagavi	DESUR	GP	PADDY	RF	4	4659.19					
150	Belagavi	Belagavi	DHAMNE S	GP	PADDY	RF	4	3707.16					
151	Belagavi	Belagavi	HALAGA	GP	PADDY	RF	4	3676.98					
152	Belagavi	Belagavi	HANDIGNUR	GP	PADDY	RF	4	7053.49					
153	Belagavi	Belagavi	HINDALAGA	GP	PADDY	RF			Hobli Level	65	4711.33		
154	Belagavi	Belagavi	HIREBAGEWADI	GP	PADDY	RF	4	4155.47					
155	Belagavi	Belagavi	HONAGA	GP	PADDY	RF	4	5698.14					
156	Belagavi	Belagavi	HOSAVANTAMURI	GP	PADDY	RF			Hobli Level	110	4840.26		
157	Belagavi	Belagavi	KADOLI	GP	PADDY	RF	4	4965.87					
158	Belagavi	Belagavi	KAKTI	GP	PADDY	RF	4	5711.58					
159	Belagavi	Belagavi	KALAKHAMBA	GP	PADDY	RF	4	3931.31					
160	Belagavi	Belagavi	KANGRALI BK	GP	PADDY	RF	4	4388.24					

*Handwritten mark*



**Government of Karnataka**  
**Directorate of Economics and Statistics**  
**GP Level Average Yield data for Kharif season 2019-20**

S/N	District	Taluk	Insurance Unit (hobli/ GP)	GP/HO BLI	Crop	IRR RF	No_OCE Conducted	Average Yield(Kg/Ha)	Name_Of Higher Level	No_cce Conducted Higher	Higher average Yield(Kg/Ha)	Neighbo uring Yield	Tech. based Yield
161	Belagavi	Belagavi	KANGRALI KH	GP	PADDY	RF	4	5902.91					
162	Belagavi	Belagavi	KEDNUR	GP	PADDY	RF	4	4924.87					
163	Belagavi	Belagavi	KINAYE	GP	PADDY	RF	4	3901.99					
164	Belagavi	Belagavi	KK KOPPA	GP	PADDY	RF	4	1844.10					
165	Belagavi	Belagavi	KUDREMANI	GP	PADDY	RF	4	4215.82					
166	Belagavi	Belagavi	KUKADOLLI	GP	PADDY	RF	4	3589.78					
167	Belagavi	Belagavi	MACCHE	GP	PADDY	RF			Hobli Level	79	4365.69		
168	Belagavi	Belagavi	MANDOLI	GP	PADDY	RF	4	2789.94					
169	Belagavi	Belagavi	MASTMARDI	GP	PADDY	RF	4	4311.48					
170	Belagavi	Belagavi	MUCCHANDI	GP	PADDY	RF	4	5785.10					
171	Belagavi	Belagavi	MUTAGA	GP	PADDY	RF	4	4401.18					
172	Belagavi	Belagavi	MUTNAL	GP	PADDY	RF	4	3383.32					
173	Belagavi	Belagavi	NANDIHALLI	GP	PADDY	RF	4	3202.23					
174	Belagavi	Belagavi	NILAJI	GP	PADDY	RF	4	2654.64					
175	Belagavi	Belagavi	PEERANWADI	GP	PADDY	RF			Hobli Level	14	4020.04		
176	Belagavi	Belagavi	SAMBRA	GP	PADDY	RF	4	4579.38					
177	Belagavi	Belagavi	SANTIBASTAWAD	GP	PADDY	RF	4	6246.29					
178	Belagavi	Belagavi	SULAGA (U)	GP	PADDY	RF	4	6564.40					
179	Belagavi	Belagavi	SULAGA (Y)	GP	PADDY	RF	4	3518.06					
180	Belagavi	Belagavi	SULEBHAVI	GP	PADDY	RF	4	3507.85					

**Government of Karnataka**  
**Directorate of Economics and Statistics**  
**GP Level Average Yield data for Kharif season 2019-20**

S.N	District	Taluk	Insurance Unit (hobli/ GP)	GP/HO BLI	Crop	IRR RF	No_CCE Conducted	Average Yield(Kg/Ha)	Name_Of Higher Level	No_cce Conducted Higher	Higher average Yield(Kg/Ha)	Neighboring Yield	Tech-based Yield
181	Belagavi	Belagavi	TARIHAL	GP	PADDY	RF	4	3957.18					
182	Belagavi	Belagavi	TUMMARGUDDI	GP	PADDY	RF	4	3581.35					
183	Belagavi	Belagavi	TURMURI	GP	PADDY	RF	4	4166.14					
184	Belagavi	Belagavi	UCHAGAON	GP	PADDY	RF	4	2741.34					
185	Belagavi	Belagavi	YALLUR	GP	PADDY	RF	4	3751.99					
186	Belagavi	Chikkodi	ADI	GP	GROUNDNUT	RF	8	1037.11					
187	Belagavi	Chikkodi	ANKALI	GP	GROUNDNUT	RF			Hobli Level	64	880.18		
188	Belagavi	Chikkodi	APPACHIWADI	GP	GROUNDNUT	RF	8	792.39					
189	Belagavi	Chikkodi	BAMBALAWAD	GP	GROUNDNUT	RF			Hobli Level	72	575.54		
190	Belagavi	Chikkodi	BELAKUD	GP	GROUNDNUT	RF	8	500.23					
191	Belagavi	Chikkodi	BENADI	GP	GROUNDNUT	RF	8	937.92					
192	Belagavi	Chikkodi	CHIKKALAWAL	GP	GROUNDNUT	RF			Hobli Level	64	880.18		
193	Belagavi	Chikkodi	CHINCHANI	GP	GROUNDNUT	RF	8	645.77					
194	Belagavi	Chikkodi	GALATAGA	GP	GROUNDNUT	RF	8	422.61					
195	Belagavi	Chikkodi	HATTARAWAT	GP	GROUNDNUT	RF	8	636.82					
196	Belagavi	Chikkodi	HIREKODI	GP	GROUNDNUT	RF			Hobli Level	64	880.18		
197	Belagavi	Chikkodi	JAGANUR	GP	GROUNDNUT	RF			Hobli Level	72	575.54		
198	Belagavi	Chikkodi	JAINAPUR	GP	GROUNDNUT	RF			Hobli Level	72	575.54		
199	Belagavi	Chikkodi	JATRAT	GP	GROUNDNUT	RF	8	378.19					
200	Belagavi	Chikkodi	Kabburu (ULB)	GP	GROUNDNUT	RF			Hobli Level	72	575.54		

**Government of Karnataka**  
**Directorate of Economics and Statistics**  
**GP Level Average Yield data for Kharif season 2019-20**

S.N	District	Taluk	Insurance Unit (hobli/ GP)	GP/HO BLI	Crop	IRR- RF	No_GCE Conducted	Average Yield(Kg/Ha)	Name_Of Higher Level	No_cce Conducted Higher	Higher average Yield(Kg/Ha)	Neighbo uring Yield	Tech- based Yield
201	Belagavi	Chikkodi	KARADAGA	GP	GROUNDNUT	RF	8	898.04					
202	Belagavi	Chikkodi	KARAGAON	GP	GROUNDNUT	RF			Hobli Level	72	575.54		
203	Belagavi	Chikkodi	KAROSHI	GP	GROUNDNUT	RF	8	555.21					
204	Belagavi	Chikkodi	KERUR	GP	GROUNDNUT	RF	8	445.68					
205	Belagavi	Chikkodi	KHADAKALAT	GP	GROUNDNUT	RF			Hobli Level	64	880.18		
206	Belagavi	Chikkodi	KODNI	GP	GROUNDNUT	RF	8	905.58					
207	Belagavi	Chikkodi	KOGANOLI	GP	GROUNDNUT	RF	8	1399.56					
208	Belagavi	Chikkodi	KOTHALI	GP	GROUNDNUT	RF	8	430.15					
209	Belagavi	Chikkodi	KUNNUR	GP	GROUNDNUT	RF	8	1196.66					
210	Belagavi	Chikkodi	KURLI	GP	GROUNDNUT	RF			Hobli Level	87	742.87		
211	Belagavi	Chikkodi	LAKHANAPUR	GP	GROUNDNUT	RF			Hobli Level	87	742.87		
212	Belagavi	Chikkodi	MALIKAWAD	GP	GROUNDNUT	RF	8	815.65					
213	Belagavi	Chikkodi	MANAKAPUR	GP	GROUNDNUT	RF	8	1191.19					
214	Belagavi	Chikkodi	MUGALI	GP	GROUNDNUT	RF	8	1028.48					
215	Belagavi	Chikkodi	NAGARAL	GP	GROUNDNUT	RF	8	1130.99					
216	Belagavi	Chikkodi	NAGARAMUNNOLI	GP	GROUNDNUT	RF	8	523.94					
217	Belagavi	Chikkodi	NAINGALAJ	GP	GROUNDNUT	RF	8	1055.35					
218	Belagavi	Chikkodi	NANDI	GP	GROUNDNUT	RF			Hobli Level	48	942.52		
219	Belagavi	Chikkodi	NAVALIHAL	GP	GROUNDNUT	RF			Hobli Level	64	880.18		
220	Belagavi	Chikkodi	NEJ	GP	GROUNDNUT	RF			Hobli Level	48	942.52		

cb

**Government of Karnataka**  
**Directorate of Economics and Statistics**  
**GP Level Average Yield data for Kharif season 2019-20**

S.N	District	Taluk	Insurance Unit (hobli/ GP)	GP/HO BLI	Crop	IRR RF	No_CCE Conducted	Average Yield(Kg/Ha)	Name_Of_Higher_Level	No_cce Conducted_Higher	Higher average Yield(Kg/Ha)	Neighboring Yield	Tech based Yield
221	Belagavi	Chikkodi	PATTANAKUDI	GP	GROUNDNUT	RF	8	955.17					
222	Belagavi	Chikkodi	SHENDUR	GP	GROUNDNUT	RF	8	668.15					
223	Belagavi	Chikkodi	SHIRAGAON	GP	GROUNDNUT	RF			Hobli Level	64	880.18		
224	Belagavi	Chikkodi	SHIRAGUPPI	GP	GROUNDNUT	RF			Hobli Level	87	742.87		
225	Belagavi	Chikkodi	SOUNDALAGA	GP	GROUNDNUT	RF	8	98.54					
226	Belagavi	Chikkodi	UMARNI	GP	GROUNDNUT	RF	8	446.76					
227	Belagavi	Chikkodi	WADRAL	GP	GROUNDNUT	RF	8	529.64					
228	Belagavi	Chikkodi	WALAKI	GP	GROUNDNUT	RF			Hobli Level	64	880.18		
229	Belagavi	Chikkodi	Yaksamba	GP	GROUNDNUT	RF			Hobli Level	48	942.52		
230	Belagavi	Chikkodi	YAMAGRANI	GP	GROUNDNUT	RF			Hobli Level	87	742.87		
231	Belagavi	Chikkodi	YARANAL	GP	GROUNDNUT	RF			Hobli Level	87	742.87		
232	Belagavi	Gokak	AKKATANGERHAL	GP	Maize (Makka)	IRR	4	3029.77					
233	Belagavi	Gokak	Arabhavi (ULB)	GP	Maize (Makka)	IRR			Hobli Level	57	5359.17		
234	Belagavi	Gokak	AVARADI	GP	Maize (Makka)	IRR			Hobli Level	27	4396.83		
235	Belagavi	Gokak	BADIGAWAD	GP	Maize (Makka)	IRR			Hobli Level	57	5359.17		
236	Belagavi	Gokak	BALOBAL	GP	Maize (Makka)	IRR			Hobli Level	57	5359.17		
237	Belagavi	Gokak	BENACHINAMARADI(U)	GP	Maize (Makka)	IRR			Hobli Level	28	3670.08		
238	Belagavi	Gokak	BETAGERI	GP	Maize (Makka)	IRR			Hobli Level	27	4396.83		
239	Belagavi	Gokak	DANDAPURA	GP	Maize (Makka)	IRR			Hobli Level	57	5359.17		
240	Belagavi	Gokak	DHARMATTI	GP	Maize (Makka)	IRR	4	4909.59					



**Government of Karnataka**  
**Directorate of Economics and Statistics**  
**GP Level Average Yield data for Kharif season 2019-20**

S.N	District	Taluk	Insurance Unit (hobli/ GP)	GP/HO BLI	Crop	IRR- RF	No_CCE Conducted	Average Yield (Kg/Ha)	Name_Of_Higher_Level	No_cce Conducted_Higher	Higher average Yield (Kg/Ha)	Neighbouring Yield	Tech-based Yield
241	Belagavi	Gokak	DHAVALESHWAR	GP	Maize (Makka)	IRR			Hobli Level	27	4396.83		
242	Belagavi	Gokak	DHUPADAL	GP	Maize (Makka)	IRR			Hobli Level	57	5359.17		
243	Belagavi	Gokak	DURADUNDI	GP	Maize (Makka)	IRR	4	3838.41					
244	Belagavi	Gokak	GOSABAL	GP	Maize (Makka)	IRR			Hobli Level	27	4396.83		
245	Belagavi	Gokak	GUJANAL	GP	Maize (Makka)	IRR	4	3350.07					
246	Belagavi	Gokak	GUJANATTI	GP	Maize (Makka)	IRR	4	1793.19					
247	Belagavi	Gokak	HALLUR	GP	Maize (Makka)	IRR	4	6196.06					
248	Belagavi	Gokak	HIRENANDI	GP	Maize (Makka)	IRR			Hobli Level	28	3670.08		
249	Belagavi	Gokak	HUNASHYAL.P.G	GP	Maize (Makka)	IRR	4	4367.44					
250	Belagavi	Gokak	HUNASHYAL.P.Y.	GP	Maize (Makka)	IRR			Hobli Level	27	4396.83		
251	Belagavi	Gokak	KALLIGUDDI	GP	Maize (Makka)	IRR			Hobli Level	27	4396.83		
252	Belagavi	Gokak	Kallolli(ULB)	GP	Maize (Makka)	IRR			Hobli Level	57	5359.17		
253	Belagavi	Gokak	KAMANAKATTI	GP	Maize (Makka)	IRR			Hobli Level	27	4396.83		
254	Belagavi	Gokak	KHANAGAON	GP	Maize (Makka)	IRR			Hobli Level	28	3670.08		
255	Belagavi	Gokak	KHANATTI	GP	Maize (Makka)	IRR	4	6285.33					
256	Belagavi	Gokak	KOLAVI	GP	Maize (Makka)	IRR			Hobli Level	28	3670.08		
257	Belagavi	Gokak	Konnur (ULB)	GP	Maize (Makka)	IRR			Hobli Level	57	5359.17		
258	Belagavi	Gokak	KOUJALAGI	GP	Maize (Makka)	IRR	4	2798.73					
259	Belagavi	Gokak	KULAGOD	GP	Maize (Makka)	IRR			Hobli Level	27	4396.83		
260	Belagavi	Gokak	KUNDARAGI	GP	Maize (Makka)	IRR			Hobli Level	28	3670.08		

**Government of Karnataka**  
**Directorate of Economics and Statistics**  
**GP Level Average Yield data for Kharif season 2019-20**

S.N	District	Taluk	Insurance Unit (hobli/ GP)	GP/HO BLI	Crop	IRR RE	No_CCE Conducted	Average Yield(Kg/Ha)	Name_Of_Higher_Level	No_cce Conducted_Higher	Higher average Yield(Kg/Ha)	Neighboring Yield	Tech-based Yield
261	Belagavi	Gokak	LOLASUR	GP	Maize (Makka)	IRR			Hobli Level	85	4514.62		
262	Belagavi	Gokak	MADAVAl	GP	Maize (Makka)	IRR			Hobli Level	28	3670.08		
263	Belagavi	Gokak	MAKKALAGERI	GP	Maize (Makka)	IRR	4	3245.06					
264	Belagavi	Gokak	MALADINNI	GP	Maize (Makka)	IRR			Hobli Level	28	3670.08		
265	Belagavi	Gokak	Mallapura (ULB)	GP	Maize (Makka)	IRR			Hobli Level	57	5359.17		
266	Belagavi	Gokak	MAMADAPUR	GP	Maize (Makka)	IRR			Hobli Level	28	3670.08		
267	Belagavi	Gokak	MASAGUPPI	GP	Maize (Makka)	IRR			Hobli Level	57	5359.17		
268	Belagavi	Gokak	MELAVANKI	GP	Maize (Makka)	IRR			Hobli Level	27	4396.83		
269	Belagavi	Gokak	Mudalagi(ULB)	GP	Maize (Makka)	IRR	4	5571.21					
270	Belagavi	Gokak	MUNYAL	GP	Maize (Makka)	IRR			Hobli Level	57	5359.17		
271	Belagavi	Gokak	Naganuru (ULB)	GP	Maize (Makka)	IRR	4	5526.10					
272	Belagavi	Gokak	NALLANATTI	GP	Maize (Makka)	IRR			Hobli Level	57	5359.17		
273	Belagavi	Gokak	PAMALADINNI	GP	Maize (Makka)	IRR	4	7981.37					
274	Belagavi	Gokak	PATAGUNDI	GP	Maize (Makka)	IRR			Hobli Level	57	5359.17		
275	Belagavi	Gokak	RAJAPUR	GP	Maize (Makka)	IRR	4	7451.03					
276	Belagavi	Gokak	SHILTIBHAVI	GP	Maize (Makka)	IRR			Hobli Level	28	3670.08		
277	Belagavi	Gokak	SHINDHIKURABET	GP	Maize (Makka)	IRR			Hobli Level	57	5359.17		
278	Belagavi	Gokak	SHIVAPUR(H)	GP	Maize (Makka)	IRR	4	6224.94					
279	Belagavi	Gokak	SUNADHOLI	GP	Maize (Makka)	IRR			Hobli Level	27	4396.83		
280	Belagavi	Gokak	TALAKATNAL	GP	Maize (Makka)	IRR	4	2116.12					

**Government of Karnataka**  
**Directorate of Economics and Statistics**  
**GP Level Average Yield data for Kharif season 2019-20**

S.N	District	Taluk	Insurance Unit (hobli/ GP)	GP/HO BLI	Crop	IRR/RF	No_CCE Conducted	Average Yield(Kg/Ha)	Name_Of_Higher_Level	No_cce Conducted_Higher	Higher average Yield(Kg/Ha)	Neighbouring Yield	Tech-based Yield
281	Belagavi	Gokak	TAPASI	GP	Maize (Makka)	IRR			Hobli Level	27	4396.83		
282	Belagavi	Gokak	TAVAG	GP	Maize (Makka)	IRR	4	5702.48					
283	Belagavi	Gokak	TIGADI	GP	Maize (Makka)	IRR			Hobli Level	27	4396.83		
284	Belagavi	Gokak	TUKKANATTI	GP	Maize (Makka)	IRR	4	4242.73					
285	Belagavi	Gokak	UDAGATTI	GP	Maize (Makka)	IRR			Hobli Level	27	4396.83		
286	Belagavi	Gokak	WADERAHATTI	GP	Maize (Makka)	IRR	4	4801.69					
287	Belagavi	Gokak	YADAWAD	GP	Maize (Makka)	IRR			Hobli Level	27	4396.83		
288	Belagavi	Hukkeri	AMMANAGI	GP	Sorghum (Jowar/Great Sorghum)	RF	4	1168.16					
289	Belagavi	Hukkeri	ANKALI	GP	Sorghum (Jowar/Great Sorghum)	RF			Hobli Level	67	1417.11		
290	Belagavi	Hukkeri	B. ALUR	GP	Sorghum (Jowar/Great Sorghum)	RF	4	551.02					
291	Belagavi	Hukkeri	BAD	GP	Sorghum (Jowar/Great Sorghum)	RF			Hobli Level	67	1417.11		
292	Belagavi	Hukkeri	BADAKUNDRI	GP	Sorghum (Jowar/Great Sorghum)	RF	4	1607.13					
293	Belagavi	Hukkeri	BASSAPUR	GP	Sorghum (Jowar/Great Sorghum)	RF	4	1178.49					
294	Belagavi	Hukkeri	BASTAWAD	GP	Sorghum (Jowar/Great Sorghum)	RF	4	2182.49					
295	Belagavi	Hukkeri	BELAVI	GP	Sorghum (Jowar/Great Sorghum)	RF	4	1147.95					
296	Belagavi	Hukkeri	BORGAL	GP	Sorghum (Jowar/Great Sorghum)	RF	4	1203.05					
297	Belagavi	Hukkeri	DADDI	GP	Sorghum (Jowar/Great Sorghum)	RF			Hobli Level	44	2191.66		
298	Belagavi	Hukkeri	GOTUR	GP	Sorghum (Jowar/Great Sorghum)	RF			Hobli Level	67	1417.11		
299	Belagavi	Hukkeri	HANCHINAL	GP	Sorghum (Jowar/Great Sorghum)	RF	4	1882.64					
300	Belagavi	Hukkeri	HARAGAPUR	GP	Sorghum (Jowar/Great Sorghum)	RF	4	743.87					

**Government of Karnataka**  
**Directorate of Economics and Statistics**  
**GP Level Average Yield data for Kharif season 2019-20**

S.N	District	Taluk	Insurance Unit (hobli/ GP)	GP/HO BLI	Crop	IRR RF	No_CCE Conducted	Average Yield(Kg/Ha)	Name_Of_Higher_Level	No_cce Conducted_Higher	Higher average Yield(Kg/Ha)	Neighbo uring Yield	Tech based Yield
301	Belagavi	Hukkeri	HATTARAGI	GP	(Jowar/Great	RF	4	1559.42					
302	Belagavi	Hukkeri	HEBBAL	GP	(Jowar/Great	RF			Hobli Level	67	1417.11		
303	Belagavi	Hukkeri	HITNI	GP	(Jowar/Great	RF			Hobli Level	67	1417.11		
304	Belagavi	Hukkeri	HOSUR	GP	(Jowar/Great	RF	4	1763.25					
305	Belagavi	Hukkeri	Hukkeri(ULB)	GP	(Jowar/Great	RF	4	1158.97					
306	Belagavi	Hukkeri	HULLOLI	GP	(Jowar/Great	RF	4	1206.63					
307	Belagavi	Hukkeri	ISLAMPUR	GP	(Jowar/Great	RF	4	3650.48					
308	Belagavi	Hukkeri	KAMATANUR	GP	(Jowar/Great	RF	4	117.09					
309	Belagavi	Hukkeri	KANAGALA	GP	(Jowar/Great	RF	4	2020.39					
310	Belagavi	Hukkeri	KARAGUPPI	GP	(Jowar/Great	RF	4	3673.44					
311	Belagavi	Hukkeri	KESTI	GP	(Jowar/Great	RF	4	1195.94					
312	Belagavi	Hukkeri	KOCHARI	GP	(Jowar/Great	RF	4	1147.95					
313	Belagavi	Hukkeri	KONANAKERI	GP	(Jowar/Great	RF	4	1678.31					
314	Belagavi	Hukkeri	KOT	GP	(Jowar/Great	RF			Hobli Level	44	2191.66		
315	Belagavi	Hukkeri	KOTABAGI	GP	(Jowar/Great	RF	4	495.92					
316	Belagavi	Hukkeri	KURANI	GP	(Jowar/Great	RF	4	2153.55					
317	Belagavi	Hukkeri	MADIHALLI	GP	(Jowar/Great	RF	4	2158.15					
318	Belagavi	Hukkeri	MANAGUTTI	GP	(Jowar/Great	RF	4	1811.47					
319	Belagavi	Hukkeri	MATTIWADE	GP	(Jowar/Great	RF	4	596.94					
320	Belagavi	Hukkeri	MAVANUR	GP	(Jowar/Great	RF	4	2020.39					



**Government of Karnataka**  
**Directorate of Economics and Statistics**  
**GP Level Average Yield data for Kharif season 2019-20**

S.N	District	Taluk	Insurance Unit (hobli/ GP)	GP/HO B/LI	Crop	IRR RF	No_CCE Conducted	Average Yield(Kg/Ha)	Name_Of_Higher_Level	No_cce Conducted Higher	Higher average Yield(Kg/Ha)	Neighboring Yield	Tech. based Yield
321	Belagavi	Hukkeri	NAGANUR K.D.	GP	Sorghum (Jowar/Great)	RF	4	1658.10					
322	Belagavi	Hukkeri	NERLI	GP	Sorghum (Jowar/Great)	RF	4	2323.91					
323	Belagavi	Hukkeri	NIDASOSI	GP	Sorghum (Jowar/Great)	RF	4	1588.76					
324	Belagavi	Hukkeri	PACHAPUR	GP	Sorghum (Jowar/Great)	RF	4	1547.44					
325	Belagavi	Hukkeri	RUSTUMPUR	GP	Sorghum (Jowar/Great)	RF	4	2066.31					
326	Belagavi	Hukkeri	Sankeshwara(ULB)	GP	Sorghum (Jowar/Great)	RF			Hobli Level	67	1417.11		
327	Belagavi	Hukkeri	SARAPUR	GP	Sorghum (Jowar/Great)	RF	4	2341.82					
328	Belagavi	Hukkeri	SHAHABANDAR	GP	Sorghum (Jowar/Great)	RF	4	2626.28					
329	Belagavi	Hukkeri	SOLLAPUR	GP	Sorghum (Jowar/Great)	RF	4	2534.67					
330	Belagavi	Hukkeri	U-KHANAPUR	GP	Sorghum (Jowar/Great)	RF	4	2253.20					
331	Belagavi	Hukkeri	YADAGUD	GP	Sorghum (Jowar/Great)	RF			Hobli Level	45	1519.41		
332	Belagavi	Hukkeri	YAMAKANAMARDI	GP	Sorghum (Jowar/Great)	RF	4	2298.11					
333	Belagavi	Hukkeri	YELIMUNNOLI	GP	Sorghum (Jowar/Great)	RF	4	1747.18					
334	Belagavi	Hukkeri	AMMANAGI	GP	Soybean (bhat)	RF	4	1428.97					
335	Belagavi	Hukkeri	ANKALI	GP	Soybean (bhat)	RF	4	1036.41					
336	Belagavi	Hukkeri	B. ALUR	GP	Soybean (bhat)	RF			Hobli Level	78	1132.32		
337	Belagavi	Hukkeri	BAD	GP	Soybean (bhat)	RF	4	1398.70					
338	Belagavi	Hukkeri	BADAKUNDRI	GP	Soybean (bhat)	RF	4	1100.61					
339	Belagavi	Hukkeri	BELAVI	GP	Soybean (bhat)	RF	4	1215.26					
340	Belagavi	Hukkeri	BENIWAD	GP	Soybean (bhat)	RF	4	1082.27					

**Government of Karnataka**  
**Directorate of Economics and Statistics**  
**GP Level Average Yield data for Kharif season 2019-20**

S.N	District	Taluk	Insurance Unit (hobli/ GP)	GP/HO BLI	Crop	IRR RF	No_CCE Conducted	Average Yield(Kg/Ha)	Name_Of Higher Level	No_cce Conducted Higher	Higher average Yield(Kg/Ha)	Neighboring Yield	Tech-based Yield
341	Belagavi	Hukkeri	BORGAL	GP	Soybean (bhat)	RF	4	969.23					
342	Belagavi	Hukkeri	DADDI	GP	Soybean (bhat)	RF	4	963.04					
343	Belagavi	Hukkeri	GODAGERI	GP	Soybean (bhat)	RF	4	449.42					
344	Belagavi	Hukkeri	GOTUR	GP	Soybean (bhat)	RF	4	1063.93					
345	Belagavi	Hukkeri	GUDAS	GP	Soybean (bhat)	RF			Hobli Level	56	1015.71		
346	Belagavi	Hukkeri	HANCHINAL	GP	Soybean (bhat)	RF	4	1086.86					
347	Belagavi	Hukkeri	HARAGAPUR	GP	Soybean (bhat)	RF	4	1075.40					
348	Belagavi	Hukkeri	HATTARAGI	GP	Soybean (bhat)	RF	4	1178.58					
349	Belagavi	Hukkeri	HEBBAL	GP	Soybean (bhat)	RF	4	1022.66					
350	Belagavi	Hukkeri	HITNI	GP	Soybean (bhat)	RF	4	1066.23					
351	Belagavi	Hukkeri	HOSPET	GP	Soybean (bhat)	RF	4	664.96					
352	Belagavi	Hukkeri	HOSUR	GP	Soybean (bhat)	RF	4	972.21					
353	Belagavi	Hukkeri	Hukkeri(ULB)	GP	Soybean (bhat)	RF	4	739.71					
354	Belagavi	Hukkeri	HULLOLI	GP	Soybean (bhat)	RF	4	1331.66					
355	Belagavi	Hukkeri	KAMATANUR	GP	Soybean (bhat)	RF	4	1094.66					
356	Belagavi	Hukkeri	KANAGALA	GP	Soybean (bhat)	RF	4	1013.49					
357	Belagavi	Hukkeri	KARAGUPPI	GP	Soybean (bhat)	RF	4	954.78					
358	Belagavi	Hukkeri	KESTI	GP	Soybean (bhat)	RF	4	1274.88					
359	Belagavi	Hukkeri	KOCHARI	GP	Soybean (bhat)	RF	4	1387.24					
360	Belagavi	Hukkeri	KONANAKERI	GP	Soybean (bhat)	RF			Hobli Level	78	1132.32		

**Government of Karnataka**  
**Directorate of Economics and Statistics**  
**GP Level Average Yield data for Kharif season 2019-20**

S.N	District	Taluk	Insurance Unit (hobli/ GP)	GP/HO BLI	Crop	IRR- RF	No_CCE Conducted	Average Yield(Kg/Ha)	Name_Of_Higher_Level	No_cce Conducted_Higher	Higher average Yield(Kg/Ha)	Neighbo uring Yield	Tech. based Yield
361	Belagavi	Hukkeri	KOT	GP	Soybean (bhat)	RF	4	756.67					
362	Belagavi	Hukkeri	KOTABAGI	GP	Soybean (bhat)	RF	4	1238.19					
363	Belagavi	Hukkeri	KURANI	GP	Soybean (bhat)	RF	4	1412.46					
364	Belagavi	Hukkeri	MADIHALLI	GP	Soybean (bhat)	RF	4	1014.08					
365	Belagavi	Hukkeri	MANAGUTTI	GP	Soybean (bhat)	RF	4	857.57					
366	Belagavi	Hukkeri	MATTIWADE	GP	Soybean (bhat)	RF			Hobli Level	78	1132.32		
367	Belagavi	Hukkeri	MAVANUR	GP	Soybean (bhat)	RF	4	894.25					
368	Belagavi	Hukkeri	NAGANUR K.D.	GP	Soybean (bhat)	RF	4	924.06					
369	Belagavi	Hukkeri	NERLI	GP	Soybean (bhat)	RF	4	1194.63					
370	Belagavi	Hukkeri	NIDASOSI	GP	Soybean (bhat)	RF	4	1096.03					
371	Belagavi	Hukkeri	PACHAPUR	GP	Soybean (bhat)	RF	4	779.60					
372	Belagavi	Hukkeri	RUSTUMPUR	GP	Soybean (bhat)	RF	4	975.65					
373	Belagavi	Hukkeri	SALAMAWADI	GP	Soybean (bhat)	RF			Hobli Level	42	940.09		
374	Belagavi	Hukkeri	Sankeshwara(ULB)	GP	Soybean (bhat)	RF	4	1068.52					
375	Belagavi	Hukkeri	SARAPUR	GP	Soybean (bhat)	RF	4	738.33					
376	Belagavi	Hukkeri	SOLLAPUR	GP	Soybean (bhat)	RF	4	995.14					
377	Belagavi	Hukkeri	SULTANAPUR	GP	Soybean (bhat)	RF			Hobli Level	56	1015.71		
378	Belagavi	Hukkeri	U-KHANAPUR	GP	Soybean (bhat)	RF	4	647.30					
379	Belagavi	Hukkeri	YADAGUD	GP	Soybean (bhat)	RF	4	1444.56					
380	Belagavi	Hukkeri	YAMAKANAMARDI	GP	Soybean (bhat)	RF	4	963.04					

**Government of Karnataka**  
**Directorate of Economics and Statistics**  
**GP Level Average Yield data for Kharif season 2019-20**

S.N	District	Taluk	Insurance Unit (hobli/ GP)	GP/HO BLI	Crop	IRR_Rf	No_CCE Conducted	Average Yield(Kg/Ha)	Name_Of_Higher_Level	No_cce Conducted_Higher	Higher average Yield(Kg/Ha)	Neighboring Yield	Tech based Yield
381	Belagavi	Hukkeri	YELIMUNNOLI	GP	Soybean (bhat)	RF	4	1261.12					
382	Belagavi	Khanapur	AMATE	GP	PADDY	RF	4	5050.63					
383	Belagavi	Khanapur	BAILUR	GP	PADDY	RF	4	2328.57					
384	Belagavi	Khanapur	BARAGAON	GP	PADDY	RF	4	4436.66					
385	Belagavi	Khanapur	BEEDI	GP	PADDY	RF	4	2406.33					
386	Belagavi	Khanapur	BEKAWAD	GP	PADDY	RF	4	4312.43					
387	Belagavi	Khanapur	BHURANAKI	GP	PADDY	RF			Hobli Level	35	3298.83		
388	Belagavi	Khanapur	BUJAGARNI	GP	PADDY	RF	4	3758.60					
389	Belagavi	Khanapur	CHAPAGAON	GP	PADDY	RF	4	3943.46					
390	Belagavi	Khanapur	DEVALATTI	GP	PADDY	RF	4	4167.76					
391	Belagavi	Khanapur	GANDIGAWAD	GP	PADDY	RF	4	4727.38					
392	Belagavi	Khanapur	GARLAGUNJI	GP	PADDY	RF	4	4212.67					
393	Belagavi	Khanapur	GODHOLLI	GP	PADDY	RF	4	2708.69					
394	Belagavi	Khanapur	GOLYALI	GP	PADDY	RF	4	2561.93					
395	Belagavi	Khanapur	GOTAGALI	GP	PADDY	RF	4	3090.14					
396	Belagavi	Khanapur	GUNJI	GP	PADDY	RF	4	3215.75					
397	Belagavi	Khanapur	HALAGA	GP	PADDY	RF			Hobli Level	35	3298.83		
398	Belagavi	Khanapur	HALAKARNI	GP	PADDY	RF	4	3690.09					
399	Belagavi	Khanapur	HALASHI	GP	PADDY	RF	4	2870.90					
400	Belagavi	Khanapur	HEBBAL	GP	PADDY	RF	4	3553.27					



**Government of Karnataka**  
**Directorate of Economics and Statistics**  
**GP Level Average Yield data for Kharif season 2019-20**

S.N	District	Taluk	Insurance Unit (hobli/ GP)	GP/HO BLI	Crop	IRR RF	No_CCE Conducted	Average Yield(Kg/Ha)	Name_Of_Higher_Level	No_cce Conducted_Higher	Higher average Yield(Kg/Ha)	Neighbo uring Yield	Tech. based Yield
401	Belagavi	Khanapur	HIREHATTIHOLI	GP	PADDY	RF	4	3787.89					
402	Belagavi	Khanapur	HIREMUNAVALLI	GP	PADDY	RF	4	4963.81					
403	Belagavi	Khanapur	IDDALHONDA	GP	PADDY	RF	4	4981.55					
404	Belagavi	Khanapur	ITAGI	GP	PADDY	RF	4	1702.19					
405	Belagavi	Khanapur	JAMBOTI	GP	PADDY	RF	4	3882.18					
406	Belagavi	Khanapur	KADATAN BAGEWADI	GP	PADDY	RF			Hobli Level	73	4147.51		
407	Belagavi	Khanapur	KAKKERI	GP	PADDY	RF			Hobli Level	35	3298.83		
408	Belagavi	Khanapur	KANAKUMBI	GP	PADDY	RF	4	2368.34					
409	Belagavi	Khanapur	KAPOLI KG	GP	PADDY	RF	4	4148.57					
410	Belagavi	Khanapur	KARAMBAL	GP	PADDY	RF	4	3443.40					
411	Belagavi	Khanapur	KASABA NANDAGAD	GP	PADDY	RF			Hobli Level	73	4147.51		
412	Belagavi	Khanapur	KERAWAD	GP	PADDY	RF			Hobli Level	35	3298.83		
413	Belagavi	Khanapur	Khanapur(ULB)	GP	PADDY	RF	4	4664.18					
414	Belagavi	Khanapur	KODACHAWAD	GP	PADDY	RF	4	4471.50					
415	Belagavi	Khanapur	LINGANAMATH	GP	PADDY	RF	4	4577.81					
416	Belagavi	Khanapur	LOKOLLI	GP	PADDY	RF	4	4986.04					
417	Belagavi	Khanapur	LONDA	GP	PADDY	RF	4	3976.66					
418	Belagavi	Khanapur	MANGENKOPPA	GP	PADDY	RF	4	3438.09					
419	Belagavi	Khanapur	MANTURGA	GP	PADDY	RF	4	4714.71					
420	Belagavi	Khanapur	MOHISHET	GP	PADDY	RF	4	4202.89					

**Government of Karnataka**  
**Directorate of Economics and Statistics**  
**GP Level Average Yield data for Kharif season 2019-20**

S.N	District	Taluk	Insurance Unit (nobl/ GP)	GP/HO BLI	Crop	IRR RF	No_CCE Conducted	Average Yield(Kg/Ha)	Name_Of_Higher_Level	No_cce Conducted_Higher	Higher average Yield(Kg/Ha)	Neighboring Yield	Tech based Yield
421	Belagavi	Khanapur	NAGARAGALI	GP	PADDY	RF	4	2205.16					
422	Belagavi	Khanapur	NAGURDA	GP	PADDY	RF	4	4681.37					
423	Belagavi	Khanapur	NANDAGAD	GP	PADDY	RF	4	4914.14					
424	Belagavi	Khanapur	NANJANKODAL	GP	PADDY	RF	4	3121.54					
425	Belagavi	Khanapur	NERASE	GP	PADDY	RF	4	2968.81					
426	Belagavi	Khanapur	NILAWADE	GP	PADDY	RF	4	2853.65					
427	Belagavi	Khanapur	NITTUR	GP	PADDY	RF	4	4903.17					
428	Belagavi	Khanapur	PARAWAD	GP	PADDY	RF	4	3367.34					
429	Belagavi	Khanapur	PARISHWAD	GP	PADDY	RF	4	4284.79					
430	Belagavi	Khanapur	RAMAGURAWADI	GP	PADDY	RF	4	3170.05					
431	Belagavi	Khanapur	SHINDHOLLI	GP	PADDY	RF	4	4273.61					
432	Belagavi	Khanapur	SHIROLI	GP	PADDY	RF			Hobli Level	40	3630.21		
433	Belagavi	Khanapur	TOPINAKATTI	GP	PADDY	RF	4	3722.92					
434	Belagavi	Raibag	ALAGAWADI	GP	Maize (Makka)	IRR			Hobli Level	64	4522.32		
435	Belagavi	Raibag	ALAKHANUR	GP	Maize (Makka)	IRR	4	5712.98					
436	Belagavi	Raibag	BEKKERI	GP	Maize (Makka)	IRR			Hobli Level	64	4522.32		
437	Belagavi	Raibag	BHENDWAD	GP	Maize (Makka)	IRR			Hobli Level	28	3036.78		
438	Belagavi	Raibag	BHIRADI	GP	Maize (Makka)	IRR			Hobli Level	28	3036.78		
439	Belagavi	Raibag	BYAKUD	GP	Maize (Makka)	IRR	4	2260.98					
440	Belagavi	Raibag	Chicholi(ULB)	GP	Maize (Makka)	IRR	4	2473.17					

**Government of Karnataka**  
**Directorate of Economics and Statistics**  
**GP Level Average Yield data for Kharif season 2019-20**

S.N	District	Taluk	Insurance Unit (hobli/ GP)	GP/HO BLI	Crop	IRR RF	No_CCE Conducted	Average Yield(Kg/Ha)	Name_Of Higher_Level	No_cce Conducted Higher	Higher average Yield(Kg/Ha)	Neighboring Yield	Tech-based Yield
441	Belagavi	Raibag	DIGGEWADI	GP	Maize (Makka)	IRR			Hobli Level	28	3036.78		
442	Belagavi	Raibag	HANDIGUND	GP	Maize (Makka)	IRR	4	1427.40					
443	Belagavi	Raibag	Harogeri (ULB)	GP	Maize (Makka)	IRR			Hobli Level	64	4522.32		
444	Belagavi	Raibag	HIDAKAL	GP	Maize (Makka)	IRR	4	6332.59					
445	Belagavi	Raibag	HUBBARWADI	GP	Maize (Makka)	IRR			Hobli Level	28	3036.78		
446	Belagavi	Raibag	ITANAL	GP	Maize (Makka)	IRR	4	6091.05					
447	Belagavi	Raibag	JALALPUR	GP	Maize (Makka)	IRR			Hobli Level	28	3036.78		
448	Belagavi	Raibag	Kankanavadi (ULB)	GP	Maize (Makka)	IRR	4	1196.68					
449	Belagavi	Raibag	KAPPALGUDDI	GP	Maize (Makka)	IRR	4	3518.10					
450	Belagavi	Raibag	KATAKBHAVI	GP	Maize (Makka)	IRR	4	5187.21					
451	Belagavi	Raibag	KHANADAL	GP	Maize (Makka)	IRR	4	4589.60					
452	Belagavi	Raibag	KHEMALAPUR	GP	Maize (Makka)	IRR			Hobli Level	64	4522.32		
453	Belagavi	Raibag	KOLIGUDD	GP	Maize (Makka)	IRR	4	6301.08					
454	Belagavi	Raibag	Kundachi(ULB)	GP	Maize (Makka)	IRR	4	1948.08					
455	Belagavi	Raibag	MEKHALI	GP	Maize (Makka)	IRR	4	3631.00					
456	Belagavi	Raibag	MORAB	GP	Maize (Makka)	IRR	4	5725.90					
457	Belagavi	Raibag	Mugalkhod(ULB)	GP	Maize (Makka)	IRR	4	6243.32					
458	Belagavi	Raibag	NANDIKURALI	GP	Maize (Makka)	IRR	4	4387.08					
459	Belagavi	Raibag	NASALAPUR	GP	Maize (Makka)	IRR			Hobli Level	28	3036.78		
460	Belagavi	Raibag	NIDAGUNDI	GP	Maize (Makka)	IRR			Hobli Level	92	3779.55		

**Government of Karnataka**  
**Directorate of Economics and Statistics**  
**GP Level Average Yield data for Kharif season 2019-20**

S.N	District	Taluk	Insurance Unit (hobli/ GP)	GP/HO BLI	Crop	IRR RF	No_CGE Conducted	Average Yield(Kg/Ha)	Name_Of Higher Level	No_cce Conducted Higher	Higher average Yield(Kg/Ha)	Neighboring Yield	Tech based Yield
461	Belagavi	Raibag	NILAJI	GP	Maize (Makka)	IRR	4	3901.94					
462	Belagavi	Raibag	NIPANAL	GP	Maize (Makka)	IRR			Hobli Level	28	3036.78		
463	Belagavi	Raibag	PALBHAVI	GP	Maize (Makka)	IRR	4	3885.67					
464	Belagavi	Raibag	PARAMANANDWADI	GP	Maize (Makka)	IRR	4	2457.42					
465	Belagavi	Raibag	Raibag (ULB)	GP	Maize (Makka)	IRR			Hobli Level	28	3036.78		
466	Belagavi	Raibag	SAVADATTI	GP	Maize (Makka)	IRR			Hobli Level	28	3036.78		
467	Belagavi	Raibag	SAVASUDDI	GP	Maize (Makka)	IRR	4	5277.16					
468	Belagavi	Raibag	SHIRAGUR	GP	Maize (Makka)	IRR			Hobli Level	64	4522.32		
469	Belagavi	Raibag	YABARATTI	GP	Maize (Makka)	IRR	4	4334.62					
470	Belagavi	Raibag	YADRAV	GP	Maize (Makka)	IRR	4	1504.38					
471	Belagavi	Ramadurg	AWARADI	GP	Green Gram (Moong Bean/ Moong)	RF			Hobli Level	10	142.41		
472	Belagavi	Ramadurg	BANNUR	GP	Green Gram (Moong Bean/ Moong)	RF	4	278.68					
473	Belagavi	Ramadurg	BATAKURKI	GP	Green Gram (Moong Bean/ Moong)	RF			Hobli Level	12	460.61		
474	Belagavi	Ramadurg	CHIPPALAKATTI	GP	Green Gram (Moong Bean/ Moong)	RF	4	333.65					
475	Belagavi	Ramadurg	D.SALAPUR	GP	Green Gram (Moong Bean/ Moong)	RF			Hobli Level	44	431.64		
476	Belagavi	Ramadurg	GODACHI	GP	Green Gram (Moong Bean/ Moong)	RF	4	455.15					
477	Belagavi	Ramadurg	HANAMAPUR	GP	Green Gram (Moong Bean/ Moong)	RF	4	660.55					



**Government of Karnataka**  
**Directorate of Economics and Statistics**  
**GP Level Average Yield data for Kharif season 2019-20**

S.N	District	Taluk	Insurance Unit (hobli/ GP)	GP/HO BLI	Crop	IRR_RF	No_CCE Conducted	Average Yield(Kg/Ha)	Name_Of Higher_Level	No_cce Conducted_Higher	Higher average Yield(Kg/Ha)	Neighboring Yield	Tech-based Yield
478	Belagavi	Ramadurg	HIREKOPPA KS.	GP	Green Gram (Moong Bean/ Moong)	RF	4	466.72					
479	Belagavi	Ramadurg	HOSAKERI	GP	Green Gram (Moong Bean/ Moong)	RF			Hobli Level	12	460.61		
480	Belagavi	Ramadurg	HOSAKOTI	GP	Green Gram (Moong Bean/ Moong)	RF	4	345.22					
481	Belagavi	Ramadurg	HULAKUND	GP	Green Gram (Moong Bean/ Moong)	RF	4	501.44					
482	Belagavi	Ramadurg	IDAGAL	GP	Green Gram (Moong Bean/ Moong)	RF			Hobli Level	12	460.61		
483	Belagavi	Ramadurg	K.CHANDARAGI	GP	Green Gram (Moong Bean/ Moong)	RF	4	399.22					
484	Belagavi	Ramadurg	KADAMPUR	GP	Green Gram (Moong Bean/ Moong)	RF	4	468.65					
485	Belagavi	Ramadurg	KATKOL	GP	Green Gram (Moong Bean/ Moong)	RF			Hobli Level	11	357.04		
486	Belagavi	Ramadurg	KITTUR	GP	Green Gram (Moong Bean/ Moong)	RF			Hobli Level	10	142.41		
487	Belagavi	Ramadurg	MANIHAL	GP	Green Gram (Moong Bean/ Moong)	RF	4	155.06					
488	Belagavi	Ramadurg	MUDENUR	GP	Green Gram (Moong Bean/ Moong)	RF	4	273.86					
489	Belagavi	Ramadurg	MULLLUR	GP	Green Gram (Moong Bean/ Moong)	RF			Hobli Level	10	142.41		
490	Belagavi	Ramadurg	NANDIHAL	GP	Green Gram (Moong Bean/ Moong)	RF	4	447.43					
491	Belagavi	Ramadurg	SANGAL	GP	Green Gram (Moong Bean/ Moong)	RF	4	195.56					

**Government of Karnataka**  
**Directorate of Economics and Statistics**  
**GP Level Average Yield data for Kharif season 2019-20**

S.N	District	Taluk	Insurance Unit (hobli/ GP)	GP/HO BLI	Crop	IRR RF	No_CCE Conducted	Average Yield(Kg/Ha)	Name_Of Higher Level	No_cce Conducted Higher	Higher average Yield(Kg/Ha)	Neighboring Yield	Tech based Yield
492	Belagavi	Ramadurg	SUREBAN	GP	Green Gram (Moong Bean/ Moong)	RF			Hobli Level	10	142.41		
493	Belagavi	Ramadurg	TONDIKATTI	GP	Green Gram (Moong Bean/ Moong)	RF	4	361.23					
494	Belagavi	Ramadurg	UDAPUDI	GP	Green Gram (Moong Bean/ Moong)	RF	4	345.22					
495	Belagavi	Ramadurg	AWARADI	GP	Maize (Makka)	IRR	4	5770.74					
496	Belagavi	Ramadurg	BANNUR	GP	Maize (Makka)	IRR	4	4358.25					
497	Belagavi	Ramadurg	BATAKURKI	GP	Maize (Makka)	IRR	4	2147.62					
498	Belagavi	Ramadurg	CHIPPALAKATTI	GP	Maize (Makka)	IRR	4	4628.67					
499	Belagavi	Ramadurg	CHUNCHANUR	GP	Maize (Makka)	IRR	4	4153.46					
500	Belagavi	Ramadurg	D.SALAPUR	GP	Maize (Makka)	IRR	4	2877.49					
501	Belagavi	Ramadurg	GHATAKANUR	GP	Maize (Makka)	IRR	4	3707.14					
502	Belagavi	Ramadurg	GODACHI	GP	Maize (Makka)	IRR	4	4321.49					
503	Belagavi	Ramadurg	GONNAGAR	GP	Maize (Makka)	IRR	4	3003.52					
504	Belagavi	Ramadurg	HALAGATTI	GP	Maize (Makka)	IRR	4	4568.28					
505	Belagavi	Ramadurg	HALETORAGAL	GP	Maize (Makka)	IRR	4	4295.76					
506	Belagavi	Ramadurg	HANAMAPUR	GP	Maize (Makka)	IRR	4	3208.30					
507	Belagavi	Ramadurg	HIREKOPPA KS.	GP	Maize (Makka)	IRR	4	2704.22					
508	Belagavi	Ramadurg	HOSAKERI	GP	Maize (Makka)	IRR	4	2788.23					
509	Belagavi	Ramadurg	HOSAKOTI	GP	Maize (Makka)	IRR	4	3203.05					
510	Belagavi	Ramadurg	HULAKUND	GP	Maize (Makka)	IRR	4	2714.72					

**Government of Karnataka**  
**Directorate of Economics and Statistics**  
**GP Level Average Yield data for Kharif season 2019-20**

S.N	District	Taluk	Insurance Unit (hobli/ GP)	GP/HO BLI	Crop	IRR RF	No_CCE Conducted	Average Yield(Kg/Ha)	Name_Of_Higher_Level	No_cce Conducted Higher	Higher average Yield(Kg/Ha)	Neighboring Yield	Tech. based Yield
511	Belagavi	Ramadurg	IDAGAL	GP	Maize (Makka)	IRR	4	1937.58					
512	Belagavi	Ramadurg	K.CHANDARAGI	GP	Maize (Makka)	IRR	4	4163.96					
513	Belagavi	Ramadurg	K.JUNIPETH	GP	Maize (Makka)	IRR	4	3050.77					
514	Belagavi	Ramadurg	KADAMPUR	GP	Maize (Makka)	IRR	4	4458.01					
515	Belagavi	Ramadurg	KATKOL	GP	Maize (Makka)	IRR			Hobli Level	32	4006.17		
516	Belagavi	Ramadurg	KITTUR	GP	Maize (Makka)	IRR	4	4200.72					
517	Belagavi	Ramadurg	MANIHAL	GP	Maize (Makka)	IRR	4	2930.00					
518	Belagavi	Ramadurg	MUDAKAVI	GP	Maize (Makka)	IRR	4	5592.21					
519	Belagavi	Ramadurg	MUDENUR	GP	Maize (Makka)	IRR			Hobli Level	30	3251.36		
520	Belagavi	Ramadurg	MULLLUR	GP	Maize (Makka)	IRR	4	2782.98					
521	Belagavi	Ramadurg	NANDIHAL	GP	Maize (Makka)	IRR	4	3418.33					
522	Belagavi	Ramadurg	NARASAPUR	GP	Maize (Makka)	IRR	4	3770.15					
523	Belagavi	Ramadurg	SANGAL	GP	Maize (Makka)	IRR	4	2441.67					
524	Belagavi	Ramadurg	SUNNAL	GP	Maize (Makka)	IRR	4	4838.71					
525	Belagavi	Ramadurg	SUREBAN	GP	Maize (Makka)	IRR	4	2814.48					
526	Belagavi	Ramadurg	TONDIKATTI	GP	Maize (Makka)	IRR	4	2200.13					
527	Belagavi	Ramadurg	TORANAGATTI	GP	Maize (Makka)	IRR	4	3260.81					
528	Belagavi	Ramadurg	Turanura(ULB)	GP	Maize (Makka)	IRR	4	6180.31					
529	Belagavi	Ramadurg	UDAPUDI	GP	Maize (Makka)	IRR	4	2488.93					
530	Belagavi	Savadatti	AKKISAGAR	GP	Green Gram (Moong Bean/ Moong)	RF	4	420.44					

**Government of Karnataka**  
**Directorate of Economics and Statistics**  
**GP Level Average Yield data for Kharif season 2019-20**

S.N	District	Taluk	Insurance Unit (hobli/ GP)	GP/HO BLI	Crop	IRR RF	No_CCE Conducted	Average Yield(Kg/Ha)	Name_Of_Higher_Level	No_cce Conducted_Higher	Higher average Yield(Kg/Ha)	Neighbo uring Yield	Tech based Yield
531	Belagavi	Savadatti	ASUNDI	GP	Green Gram (Moong Bean/ Moong)	RF			Hobli Level	28	456.76		
532	Belagavi	Savadatti	BETSUR	GP	Green Gram (Moong Bean/ Moong)	RF			Hobli Level	28	456.76		
533	Belagavi	Savadatti	CHACHADI	GP	Green Gram (Moong Bean/ Moong)	RF	4	734.80					
534	Belagavi	Savadatti	CHULAKI	GP	Green Gram (Moong Bean/ Moong)	RF			Hobli Level	6	683.58		
535	Belagavi	Savadatti	HANCHINAL	GP	Green Gram (Moong Bean/ Moong)	RF			Hobli Level	28	456.76		
536	Belagavi	Savadatti	HARUGOPPA	GP	Green Gram (Moong Bean/ Moong)	RF	4	640.29					
537	Belagavi	Savadatti	HIREBUDANUR	GP	Green Gram (Moong Bean/ Moong)	RF			Hobli Level	40	505.10		
538	Belagavi	Savadatti	HIREKUMBI	GP	Green Gram (Moong Bean/ Moong)	RF	4	234.13					
539	Belagavi	Savadatti	HOOLI	GP	Green Gram (Moong Bean/ Moong)	RF			Hobli Level	6	683.58		
540	Belagavi	Savadatti	HOSUR	GP	Green Gram (Moong Bean/ Moong)	RF	4	239.15					
541	Belagavi	Savadatti	INAMHONGAL	GP	Green Gram (Moong Bean/ Moong)	RF			Hobli Level	28	456.76		
542	Belagavi	Savadatti	INCHAL	GP	Green Gram (Moong Bean/ Moong)	RF	4	648.01					
543	Belagavi	Savadatti	KAGADAL	GP	Green Gram (Moong Bean/ Moong)	RF			Hobli Level	6	683.58		
544	Belagavi	Savadatti	KARIKATTI	GP	Green Gram (Moong Bean/ Moong)	RF			Hobli Level	28	456.76		

37

**Government of Karnataka**  
**Directorate of Economics and Statistics**  
**GP Level Average Yield data for Kharif season 2019-20**

S.N	District	Taluk	Insurance Unit (hobli/ GP)	GP/HO BLI	Crop	IRR_Rf	No_CCE Conducted	Average Yield(Kg/Ha)	Name_Of_Higher_Level	No_cce Conducted_Higher	Higher average Yield(Kg/Ha)	Neighbouring Yield	Tech. based Yield
545	Belagavi	Savadatti	MADAMAGERI	GP	Green Gram (Moong Bean/ Moong)	RF			Hobli Level	20	459.93		
546	Belagavi	Savadatti	MALLUR	GP	Green Gram (Moong Bean/ Moong)	RF	4	347.15					
547	Belagavi	Savadatti	MARKUMBI	GP	Green Gram (Moong Bean/ Moong)	RF	4	414.65					
548	Belagavi	Savadatti	MURGOD	GP	Green Gram (Moong Bean/ Moong)	RF	4	271.94					
549	Belagavi	Savadatti	RUDRAPUR	GP	Green Gram (Moong Bean/ Moong)	RF	4	335.58					
550	Belagavi	Savadatti	SANGARESHKOPPA	GP	Green Gram (Moong Bean/ Moong)	RF			Hobli Level	28	456.76		
551	Belagavi	Savadatti	SATTIGERI	GP	Green Gram (Moong Bean/ Moong)	RF	4	326.32					
552	Belagavi	Savadatti	Savadatti(ULB)	GP	Green Gram (Moong Bean/ Moong)	RF			Hobli Level	34	502.12		
553	Belagavi	Savadatti	SHIRASANGI	GP	Green Gram (Moong Bean/ Moong)	RF			Hobli Level	6	683.58		
554	Belagavi	Savadatti	SOPPADLA	GP	Green Gram (Moong Bean/ Moong)	RF	4	408.86					
555	Belagavi	Savadatti	SUTAGATTI	GP	Green Gram (Moong Bean/ Moong)	RF			Hobli Level	40	505.10		
556	Belagavi	Savadatti	TADASALUR	GP	Green Gram (Moong Bean/ Moong)	RF			Hobli Level	40	505.10		
557	Belagavi	Savadatti	UGARAGOL	GP	Green Gram (Moong Bean/ Moong)	RF	4	177.05					
558	Belagavi	Savadatti	YARAGATTI	GP	Green Gram (Moong Bean/ Moong)	RF			Hobli Level	20	459.93		

**Government of Karnataka**  
**Directorate of Economics and Statistics**  
**GP Level Average Yield data for Kharif season 2019-20**

S.N	District	Taluk	Insurance Unit (hobli/ GP)	GP/HO BLI	Crop	IRR_ RF	No_CCE Conducted	Average Yield(Kg/Ha)	Name_Of_Higher_Level	No_cce Conducted_Higher	Higher average Yield(Kg/Ha)	Neighbo uring Yield	Tech based Yield
559	Belagavi	Savadatti	YARAZARVI	GP	Green Gram (Moong Bean/ Moong)	RF			Hobli Level	20	459.93		
560	Belagavi	Savadatti	AKKISAGAR	GP	Maize (Makka)	IRR			Hobli Level	45	3705.45		
561	Belagavi	Savadatti	ALADAKATTI K.M	GP	Maize (Makka)	IRR	4	5618.47					
562	Belagavi	Savadatti	ARATGAL	GP	Maize (Makka)	IRR	4	3045.52					
563	Belagavi	Savadatti	ASUNDI	GP	Maize (Makka)	IRR	4	2473.18					
564	Belagavi	Savadatti	BADLI	GP	Maize (Makka)	IRR	4	4557.78					
565	Belagavi	Savadatti	BETSUR	GP	Maize (Makka)	IRR	4	5282.41					
566	Belagavi	Savadatti	BHANDARAHALLI	GP	Maize (Makka)	IRR			Hobli Level	47	5094.58		
567	Belagavi	Savadatti	CHACHADI	GP	Maize (Makka)	IRR	4	989.95					
568	Belagavi	Savadatti	CHULAKI	GP	Maize (Makka)	IRR	4	3512.85					
569	Belagavi	Savadatti	GORABAL	GP	Maize (Makka)	IRR	4	5445.18					
570	Belagavi	Savadatti	GORAVANAKOLLA	GP	Maize (Makka)	IRR	4	5211.52					
571	Belagavi	Savadatti	HANCHINAL	GP	Maize (Makka)	IRR	4	6668.64					
572	Belagavi	Savadatti	HARUGOPPA	GP	Maize (Makka)	IRR	4	1516.46					
573	Belagavi	Savadatti	HIREBUDANUR	GP	Maize (Makka)	IRR	4	2572.94					
574	Belagavi	Savadatti	HIREKUMBI	GP	Maize (Makka)	IRR	4	3539.11					
575	Belagavi	Savadatti	HOOLI	GP	Maize (Makka)	IRR	4	3915.60					
576	Belagavi	Savadatti	HOOLIKATTI	GP	Maize (Makka)	IRR	4	5277.16					
577	Belagavi	Savadatti	HOSUR	GP	Maize (Makka)	IRR	4	3301.77					
578	Belagavi	Savadatti	INCHAL	GP	Maize (Makka)	IRR	4	1268.62					


**Government of Karnataka**  
**Directorate of Economics and Statistics**  
**GP Level Average Yield data for Kharif season 2019-20**

S.N	District	Taluk	Insurance Unit (hobli/ GP)	GP/HO BLI	Crop	IRR RF	No. CCE Conducted	Average Yield(Kg/Ha)	Name Of Higher Level	No. cce Conducted Higher	Higher average Yield(Kg/Ha)	Neighboring Yield	Tech. based Yield
579	Belagavi	Savadatti	KADABI	GP	Maize (Makka)	IRR	4	3809.53					
580	Belagavi	Savadatti	KAGADAL	GP	Maize (Makka)	IRR	4	5093.37					
581	Belagavi	Savadatti	MABANUR	GP	Maize (Makka)	IRR	4	2646.46					
582	Belagavi	Savadatti	MADAMAGERI	GP	Maize (Makka)	IRR	4	3402.58					
583	Belagavi	Savadatti	MADLUR	GP	Maize (Makka)	IRR	4	4473.77					
584	Belagavi	Savadatti	MALLUR	GP	Maize (Makka)	IRR			Hobli Level	43	2872.33		
585	Belagavi	Savadatti	MARKUMBI	GP	Maize (Makka)	IRR	4	3344.82					
586	Belagavi	Savadatti	MUGALIHAL	GP	Maize (Makka)	IRR	4	4473.77					
587	Belagavi	Savadatti	Munavalli(ULB)	GP	Maize (Makka)	IRR	4	4150.84					
588	Belagavi	Savadatti	MURGOD	GP	Maize (Makka)	IRR	4	1338.98					
589	Belagavi	Savadatti	RUDRAPUR	GP	Maize (Makka)	IRR	4	4402.62					
590	Belagavi	Savadatti	SANGARESHKOPPA	GP	Maize (Makka)	IRR			Hobli Level	32	4538.09		
591	Belagavi	Savadatti	SATTIGERI	GP	Maize (Makka)	IRR	4	1825.79					
592	Belagavi	Savadatti	Savadatti(ULB)	GP	Maize (Makka)	IRR	4	4169.21					
593	Belagavi	Savadatti	SHINDOGI	GP	Maize (Makka)	IRR	4	8558.97					
594	Belagavi	Savadatti	SHIRASANGI	GP	Maize (Makka)	IRR	4	4437.01					
595	Belagavi	Savadatti	SOPPADLA	GP	Maize (Makka)	IRR			Hobli Level	45	3705.45		
596	Belagavi	Savadatti	SUTAGATTI	GP	Maize (Makka)	IRR	4	4292.61					
597	Belagavi	Savadatti	TADASALUR	GP	Maize (Makka)	IRR	4	3416.50					
598	Belagavi	Savadatti	TALLUR	GP	Maize (Makka)	IRR	4	3728.14					

cb

**Government of Karnataka**  
**Directorate of Economics and Statistics**  
**GP Level Average Yield data for Kharif season 2019-20**

S.N	District	Taluk	Insurance Unit (hobli/ GP)	GP/HO BLI	Crop	IRR_RF	No_CCE_Conducted	Average Yield(Kg/Ha)	Name_Of_Higher_Level	No_cce_Conducted_Higher	Higher average Yield(Kg/Ha)	Neighboring Yield	Tech. based Yield
599	Belagavi	Savadatti	TEGGIHAL	GP	Maize (Makka)	IRR	4	4384.50					
600	Belagavi	Savadatti	UGARAGOL	GP	Maize (Makka)	IRR	4	3733.39					
601	Belagavi	Savadatti	YAKKUNDI	GP	Maize (Makka)	IRR	4	5881.01					
602	Belagavi	Savadatti	YARAGATTI	GP	Maize (Makka)	IRR	4	2929.59					
603	Belagavi	Savadatti	YARAZARVI	GP	Maize (Makka)	IRR			Hobli Level	45	3705.45		

  
Director

Directorate of Economics and Statistics



**Government of Karnataka**  
**Directorate of Economics and Statistics**  
**GP Level Average Yield data for Kharif season 2019-20**

S.N	District	Taluk	Insurance Unit (hobli/ GP)	GP/HO BLI	Crop	IRR RF	No_CCE Conducted	Average Yield(Kg/Ha)	Name Of Higher Level	No_cce Conducted Higher	Higher average Yield(Kg/Ha)	Neighboring Yield	Tech based Yield
1	Bengaluru Rural	Devanahalli	ALORU DUDDANAHALLI	GP	RAGI	RF	4	1865.37					
2	Bengaluru Rural	Devanahalli	ANNESWARA	GP	RAGI	RF	4	2275.68					
3	Bengaluru Rural	Devanahalli	AVATHI	GP	RAGI	RF	4	1528.74					
4	Bengaluru Rural	Devanahalli	BETTAKOTE	GP	RAGI	RF	4	1845.01					
5	Bengaluru Rural	Devanahalli	BIDALURU	GP	RAGI	RF	4	1788.08					
6	Bengaluru Rural	Devanahalli	BIJJAVARA	GP	RAGI	RF	4	1668.17					
7	Bengaluru Rural	Devanahalli	BOODIGERE	GP	RAGI	RF	4	2411.18					
8	Bengaluru Rural	Devanahalli	CHANNAHALLI	GP	RAGI	RF	4	2592.17					
9	Bengaluru Rural	Devanahalli	CHANNARAYAPATNA	GP	RAGI	RF	4	2392.67					
10	Bengaluru Rural	Devanahalli	GANGAVARACHOWDAP PANAHALI	GP	RAGI	RF	4	1993.40					
11	Bengaluru Rural	Devanahalli	GODLUMUDDENAHALLI	GP	RAGI	RF	4	1944.81					
12	Bengaluru Rural	Devanahalli	HAROHALLI	GP	RAGI	RF	4	1831.99					
13	Bengaluru Rural	Devanahalli	I.BASAPURA	GP	RAGI	RF	4	2159.46					
14	Bengaluru Rural	Devanahalli	JALIGE	GP	RAGI	RF	4	1528.74					
15	Bengaluru Rural	Devanahalli	KANNAMANGALA	GP	RAGI	RF	4	1926.85					
16	Bengaluru Rural	Devanahalli	KARAHALLI	GP	RAGI	RF	4	2725.34					
17	Bengaluru Rural	Devanahalli	KOIRA	GP	RAGI	RF	4	2686.50					
18	Bengaluru Rural	Devanahalli	KORAMANGALA	GP	RAGI	RF	4	3061.67					
19	Bengaluru Rural	Devanahalli	KUNDANA	GP	RAGI	RF	4	2685.96					
20	Bengaluru Rural	Devanahalli	MANDIBELE	GP	RAGI	RF	4	2357.01					

**Government of Karnataka**  
**Directorate of Economics and Statistics**  
**GP Level Average Yield data for Kharif season 2019-20**

S.N	District	Taluk	Insurance Unit (hobli/ GP)	GP/HO BLI	Crop	IRR RF	No_CCE Conducted	Average Yield(Kg/Ha)	Name_Of_Higher_Level	No_cce Conducted_Higher	Higher average Yield(Kg/Ha)	Neighbo uring Yield	Tech. based Yield
21	Bengaluru Rural	Devanahalli	NALLURU	GP	RAGI	RF	4	2192.96					
22	Bengaluru Rural	Devanahalli	VENKATAGIRIKOTE	GP	RAGI	RF	4	2073.09					
23	Bengaluru Rural	Devanahalli	VISHWANATHAPURA	GP	RAGI	RF	4	1782.45					
24	Bengaluru Rural	Devanahalli	YELIYURU	GP	RAGI	RF	4	1743.61					
25	Bengaluru Rural	Doddaballapura	ARALUMALLIGE	GP	Maize (Makka)	RF	4	3882.64					
26	Bengaluru Rural	Doddaballapura	AROODI	GP	Maize (Makka)	RF	4	3190.71					
27	Bengaluru Rural	Doddaballapura	BASHETTIHALLI	GP	Maize (Makka)	RF	4	7083.78					
28	Bengaluru Rural	Doddaballapura	BHAKTHARAHALLI	GP	Maize (Makka)	RF	4	5081.10					
29	Bengaluru Rural	Doddaballapura	CHANNADEVIAGRAHARA	GP	Maize (Makka)	RF	4	3927.02					
30	Bengaluru Rural	Doddaballapura	DARGAJOGIHALLI	GP	Maize (Makka)	RF	4	3618.92					
31	Bengaluru Rural	Doddaballapura	DODDABELAVANGALA	GP	Maize (Makka)	RF	4	4825.22					
32	Bengaluru Rural	Doddaballapura	DODDATHUMAKURU	GP	Maize (Makka)	RF	4	4470.12					
33	Bengaluru Rural	Doddaballapura	HADONAHALLI	GP	Maize (Makka)	RF	4	4099.35					
34	Bengaluru Rural	Doddaballapura	HADRIPIURA	GP	Maize (Makka)	RF	4	4193.35					
35	Bengaluru Rural	Doddaballapura	HANABE	GP	Maize (Makka)	RF	4	3624.14					
36	Bengaluru Rural	Doddaballapura	HEGGADIHALLI	GP	Maize (Makka)	RF			Hobli Level	22	4132.10		
37	Bengaluru Rural	Doddaballapura	HONNAVARA	GP	Maize (Makka)	RF			Hobli Level	40	4481.99		
38	Bengaluru Rural	Doddaballapura	HOSAHALLI	GP	Maize (Makka)	RF	4	3796.47					
39	Bengaluru Rural	Doddaballapura	HULIKUNTE	GP	Maize (Makka)	RF	4	5201.21					
40	Bengaluru Rural	Doddaballapura	KADANURU	GP	Maize (Makka)	RF	4	5201.21					

**Government of Karnataka**  
**Directorate of Economics and Statistics**  
**GP Level Average Yield data for Kharif season 2019-20**

S.N	District	Taluk	Insurance Unit (hobli/ GP)	GP/HO BLI	Crop	IRR RF	No_CCE Conducted	Average Yield(Kg/Ha)	Name Of Higher Level	No_cce Conducted Higher	Higher average Yield(Kg/Ha)	Neighboring Yield	Tech based Yield
41	Bengaluru Rural	Doddaballapura	KANASAVADI	GP	Maize (Makka)	RF	4	3770.36					
42	Bengaluru Rural	Doddaballapura	KANTANAKUNTE	GP	Maize (Makka)	RF	4	5908.28					
43	Bengaluru Rural	Doddaballapura	KESTURU	GP	Maize (Makka)	RF	4	4308.23					
44	Bengaluru Rural	Doddaballapura	KODIGEHALLI	GP	Maize (Makka)	RF	4	3227.26					
45	Bengaluru Rural	Doddaballapura	KONAGHATTA	GP	Maize (Makka)	RF	4	4788.67					
46	Bengaluru Rural	Doddaballapura	MAJARAHOSAHALLI	GP	Maize (Makka)	RF	4	3864.35					
47	Bengaluru Rural	Doddaballapura	MELEKOTE	GP	Maize (Makka)	RF			Hobli Level	22	4132.10		
48	Bengaluru Rural	Doddaballapura	MELINAJOOGANAHALLI (S.S.GHATI)	GP	Maize (Makka)	RF	4	3786.02					
49	Bengaluru Rural	Doddaballapura	RAJAGHATTA	GP	Maize (Makka)	RF			Hobli Level	70	4428.36		
50	Bengaluru Rural	Doddaballapura	SAKKAREGOLLAHALLI	GP	Maize (Makka)	RF	4	4347.40					
51	Bengaluru Rural	Doddaballapura	SASALU	GP	Maize (Makka)	RF	4	3864.36					
52	Bengaluru Rural	Doddaballapura	THUBUGERE	GP	Maize (Makka)	RF	4	4417.90					
53	Bengaluru Rural	Doddaballapura	TIPPURU	GP	Maize (Makka)	RF	4	4026.24					
54	Bengaluru Rural	Doddaballapura	ARALUMALLIGE	GP	RAGI	RF	4	2071.52					
55	Bengaluru Rural	Doddaballapura	AROODI	GP	RAGI	RF	4	1991.84					
56	Bengaluru Rural	Doddaballapura	BASHETTIHALLI	GP	RAGI	RF	4	2698.95					
57	Bengaluru Rural	Doddaballapura	BHAKTHARAHALLI	GP	RAGI	RF	4	2748.74					
58	Bengaluru Rural	Doddaballapura	CHANNADEVIAGRAHARA	GP	RAGI	RF	4	1712.98					
59	Bengaluru Rural	Doddaballapura	DARGAJOGIHALLI	GP	RAGI	RF	4	1981.88					
60	Bengaluru Rural	Doddaballapura	DODDABELAVANGALA	GP	RAGI	RF	4	1812.58					

**Government of Karnataka**  
**Directorate of Economics and Statistics**  
**GP Level Average Yield data for Kharif season 2019-20**

S N	District	Taluk	Insurance Unit (hobli/ GP)	GP/HO BLI	Crop	IRR - RF	No_CCE Conducted	Average Yield(Kg/Ha)	Name_Of_Higher_Level	No_cce Conducted_Higher	Higher average Yield(Kg/Ha)	Neighboring Yield	Tech based Yield
61	Bengaluru Rural	Doddaballapura	DODDATHUMAKURU	GP	RAGI	RF	4	2438.01					
62	Bengaluru Rural	Doddaballapura	HADONAHALLI	GP	RAGI	RF	4	1409.48					
63	Bengaluru Rural	Doddaballapura	HADRI PURA	GP	RAGI	RF	4	2046.62					
64	Bengaluru Rural	Doddaballapura	HANABE	GP	RAGI	RF	4	2636.70					
65	Bengaluru Rural	Doddaballapura	HEGGADIHALLI	GP	RAGI	RF	4	1364.41					
66	Bengaluru Rural	Doddaballapura	HONNAVARA	GP	RAGI	RF	4	3356.25					
67	Bengaluru Rural	Doddaballapura	HOSAHALLI	GP	RAGI	RF	4	2427.95					
68	Bengaluru Rural	Doddaballapura	HULIKUNTE	GP	RAGI	RF	4	2196.01					
69	Bengaluru Rural	Doddaballapura	KADANURU	GP	RAGI	RF	4	2494.78					
70	Bengaluru Rural	Doddaballapura	KANASAVADI	GP	RAGI	RF	4	2076.49					
71	Bengaluru Rural	Doddaballapura	KANTANAKUNTE	GP	RAGI	RF	4	2440.00					
72	Bengaluru Rural	Doddaballapura	KESTURU	GP	RAGI	RF	4	2888.17					
73	Bengaluru Rural	Doddaballapura	KODIGEHALI	GP	RAGI	RF	4	1827.51					
74	Bengaluru Rural	Doddaballapura	KONAGHATTA	GP	RAGI	RF	4	2664.09					
75	Bengaluru Rural	Doddaballapura	MAJARAHOSAHALLI	GP	RAGI	RF	4	2335.43					
76	Bengaluru Rural	Doddaballapura	MELEKOTE	GP	RAGI	RF	4	2360.33					
77	Bengaluru Rural	Doddaballapura	MELINAJOOGANAHALLI (S.S.GHATI)	GP	RAGI	RF	4	2664.09					
78	Bengaluru Rural	Doddaballapura	RAJAGHATTA	GP	RAGI	RF	4	2825.43					
79	Bengaluru Rural	Doddaballapura	SAKKAREGOLLAHALLI	GP	RAGI	RF	4	2599.35					
80	Bengaluru Rural	Doddaballapura	SASALU	GP	RAGI	RF	4	1394.29					

**Government of Karnataka**  
**Directorate of Economics and Statistics**  
**GP Level Average Yield data for Kharif season 2019-20**

S.N	District	Taluk	Insurance Unit (hobli/ GP)	GP/HO BLI	Crop	IRR RF	No. CCE Conducted	Average Yield(Kg/Ha)	Name Of Higher Level	No. cce Conducted Higher	Higher average Yield(Kg/Ha)	Neighboring Yield	Tech-based Yield
81	Bengaluru Rural	Doddaballapura	THUBUGERE	GP	RAGI	RF	4	1966.95					
82	Bengaluru Rural	Doddaballapura	TIPPURU	GP	RAGI	RF	4	1688.08					
83	Bengaluru Rural	Hoskote	ANUGONDANAHALLI	GP	RAGI	RF	4	1562.40					
84	Bengaluru Rural	Hoskote	BYLANARASAPURA	GP	RAGI	RF	4	2265.72					
85	Bengaluru Rural	Hoskote	CHOKKAHALLI	GP	RAGI	RF	4	2606.16					
86	Bengaluru Rural	Hoskote	DEVANAGONDI	GP	RAGI	RF	4	2943.19					
87	Bengaluru Rural	Hoskote	DODDAGATTIGANABBE	GP	RAGI	RF	4	1213.92					
88	Bengaluru Rural	Hoskote	DODDAHULLURU	GP	RAGI	RF	4	2525.16					
89	Bengaluru Rural	Hoskote	DODDANALLALA	GP	RAGI	RF	4	2390.21					
90	Bengaluru Rural	Hoskote	DODDARALAGERE	GP	RAGI	RF	4	2181.07					
91	Bengaluru Rural	Hoskote	GANAGALURU	GP	RAGI	RF	4	1699.79					
92	Bengaluru Rural	Hoskote	GIDDAPPANAHALLI	GP	RAGI	RF	4	1507.28					
93	Bengaluru Rural	Hoskote	HETTAKKI	GP	RAGI	RF	4	2225.88					
94	Bengaluru Rural	Hoskote	ITTASANDRA	GP	RAGI	RF	4	1623.85					
95	Bengaluru Rural	Hoskote	JADIGENAHALLI	GP	RAGI	RF	4	2140.68					
96	Bengaluru Rural	Hoskote	KALKUNTE AGRAHARA	GP	RAGI	RF	4	2594.38					
97	Bengaluru Rural	Hoskote	KAMBALIPURA	GP	RAGI	RF	4	1382.94					
98	Bengaluru Rural	Hoskote	KHAJI HOSAHALLI	GP	RAGI	RF	4	951.10					
99	Bengaluru Rural	Hoskote	KUMBALAHALLI	GP	RAGI	RF	4	2773.64					
100	Bengaluru Rural	Hoskote	LAKKONDAHALLI	GP	RAGI	RF	4	1180.17					

cb

**Government of Karnataka**  
**Directorate of Economics and Statistics**  
**GP Level Average Yield data for Kharif season 2019-20**

S.N	District	Taluk	Insurance Unit (hobli/ GP)	GP/HO BLI	Crop	IRR RF	No_CCE Conducted	Average Yield(Kg/Ha)	Name_Of_Higher_Level	No_cce Conducted_Higher	Higher average Yield(Kg/Ha)	Neighboring Yield	Tech based Yield
101	Bengaluru Rural	Hoskote	MUGABALA	GP	RAGI	RF	4	2119.71					
102	Bengaluru Rural	Hoskote	MUTSANDRA	GP	RAGI	RF	4	2317.75					
103	Bengaluru Rural	Hoskote	NANDAGUDI	GP	RAGI	RF	4	1595.96					
104	Bengaluru Rural	Hoskote	NELAVAGILU	GP	RAGI	RF	4	1973.91					
105	Bengaluru Rural	Hoskote	OROHALLI	GP	RAGI	RF	4	2370.29					
106	Bengaluru Rural	Hoskote	SAMETHANAHALLI	GP	RAGI	RF	4	1797.96					
107	Bengaluru Rural	Hoskote	SHIVANAPURA	GP	RAGI	RF	4	1366.62					
108	Bengaluru Rural	Hoskote	SULIBELE	GP	RAGI	RF	4	2281.16					
109	Bengaluru Rural	Hoskote	THAVAREKERE	GP	RAGI	RF	4	2360.33					
110	Bengaluru Rural	Hoskote	VAGATA	GP	RAGI	RF	4	2051.59					
111	Bengaluru Rural	Nelamangala	AGALAKUPPE	GP	RAGI	RF	4	575.15					
112	Bengaluru Rural	Nelamangala	AREBOMMANAHALLI	GP	RAGI	RF	4	3428.46					
113	Bengaluru Rural	Nelamangala	ARISHINAKUNTE	GP	RAGI	RF	4	1740.37					
114	Bengaluru Rural	Nelamangala	BASAVANAHALLI	GP	RAGI	RF	4	1777.72					
115	Bengaluru Rural	Nelamangala	BOODIHAL	GP	RAGI	RF	4	2290.62					
116	Bengaluru Rural	Nelamangala	DODDABELE	GP	RAGI	RF	4	1722.94					
117	Bengaluru Rural	Nelamangala	GOLLAHALLI	GP	RAGI	RF	4	2215.92					
118	Bengaluru Rural	Nelamangala	HASIRUVALLI	GP	RAGI	RF	4	1837.47					
119	Bengaluru Rural	Nelamangala	HONNEHALLI	GP	RAGI	RF	4	1991.84					
120	Bengaluru Rural	Nelamangala	KALALUGHATTA	GP	RAGI	RF	4	2589.39					

**Government of Karnataka**  
**Directorate of Economics and Statistics**  
**GP Level Average Yield data for Kharif season 2019-20**

S.N	District	Taluk	Insurance Unit (hobli/ GP)	GP/HO BLI	Crop	IRR_RF	No_CCE_Conducted	Average Yield(Kg/Ha)	Name_Of_Higher_Level	No_cce_Conducted_Higher	Higher average Yield(Kg/Ha)	Neighboring Yield	Tech. based Yield
121	Bengaluru Rural	Nelamangala	KODIGEHALLI	GP	RAGI	RF	4	1947.02					
122	Bengaluru Rural	Nelamangala	KULUVANAHALLI	GP	RAGI	RF	4	3191.93					
123	Bengaluru Rural	Nelamangala	MANNE	GP	RAGI	RF	4	1807.60					
124	Bengaluru Rural	Nelamangala	MARALUKUNTE	GP	RAGI	RF	4	1852.41					
125	Bengaluru Rural	Nelamangala	NARASIPURA	GP	RAGI	RF	4	1274.78					
126	Bengaluru Rural	Nelamangala	SHIVAGANGE	GP	RAGI	RF	4	2220.90					
127	Bengaluru Rural	Nelamangala	SHREENIVASAPURA	GP	RAGI	RF	4	2161.15					
128	Bengaluru Rural	Nelamangala	SOLADEVANAHALLI	GP	RAGI	RF	4	2215.92					
129	Bengaluru Rural	Nelamangala	SOMPURA	GP	RAGI	RF	4	2880.70					
130	Bengaluru Rural	Nelamangala	T.BEGURU	GP	RAGI	RF	4	1892.25					
131	Bengaluru Rural	Nelamangala	THAYAMAGONDLU	GP	RAGI	RF			Hobli Level	33	2177.02		
132	Bengaluru Rural	Nelamangala	VAJARAHALLI	GP	RAGI	RF	4	2557.03					
133	Bengaluru Rural	Nelamangala	VISHWESHWARAPURA	GP	RAGI	RF	4	2076.49					
134	Bengaluru Rural	Nelamangala	YANTAGANAHALLI	GP	RAGI	RF	4	2644.17					

Director

Directorate of Economics and Statistics

CS





**Government of Karnataka**  
**Directorate of Economics and Statistics**  
**GP Level Average Yield data for Kharif season 2019-20**

S.N	District	Taluk	Insurance Unit (hobli/ GP)	GP/HO BLI	Crop	IRR_RF	No_CGE Conducted	Average Yield(Kg/Ha)	Name_Of Higher Level	No_cce Conducted Higher	Higher average Yield(Kg/Ha)	Neighbo uring Yield	Tech. based Yield
1	Bengaluru Urban	Anekal	BALLURU	GP	RAGI	RF	4	1488.90					
2	Bengaluru Urban	Anekal	BANNERUGHATTA	GP	RAGI	RF	4	1654.94					
3	Bengaluru Urban	Anekal	BIDARAGUPPE	GP	RAGI	RF	4	2650.93					
4	Bengaluru Urban	Anekal	BILLAPURA	GP	RAGI	RF	4	1455.43					
5	Bengaluru Urban	Anekal	BYAGADADENAHALLI	GP	RAGI	RF	4	2843.35					
6	Bengaluru Urban	Anekal	DOMMASANDRA	GP	RAGI	RF	4	569.17					
7	Bengaluru Urban	Anekal	HANDENAHALLI	GP	RAGI	RF	4	2553.54					
8	Bengaluru Urban	Anekal	HARAGADDE	GP	RAGI	RF	4	2900.62					
9	Bengaluru Urban	Anekal	HENNAGARA	GP	RAGI	RF	4	3216.82					
10	Bengaluru Urban	Anekal	HULIMANGALA	GP	RAGI	RF			Hobli Level	27	2481.74		
11	Bengaluru Urban	Anekal	HUSKURU	GP	RAGI	RF	4	1371.88					
12	Bengaluru Urban	Anekal	INDLAWADI	GP	RAGI	RF	4	2049.39					
13	Bengaluru Urban	Anekal	KALLUBALU	GP	RAGI	RF	4	2586.65					
14	Bengaluru Urban	Anekal	KARPUR	GP	RAGI	RF	4	3683.51					
15	Bengaluru Urban	Anekal	MANTAPA	GP	RAGI	RF	4	2529.64					
16	Bengaluru Urban	Anekal	MARASURU	GP	RAGI	RF	4	3095.65					
17	Bengaluru Urban	Anekal	MAYASANDRA	GP	RAGI	RF	4	2227.59					
18	Bengaluru Urban	Anekal	MUGULURU	GP	RAGI	RF	4	1404.25					
19	Bengaluru Urban	Anekal	MUTHTHANALLURU	GP	RAGI	RF			Hobli Level	18	1400.63		
20	Bengaluru Urban	Anekal	NERALURU	GP	RAGI	RF	4	2797.99					

**Government of Karnataka**  
**Directorate of Economics and Statistics**  
**GP Level Average Yield data for Kharif season 2019-20**

S.N	District	Taluk	Insurance Unit (hobli/ GP)	GP/HO BLI	Crop	IRR RF	No_CCE Conducted	Average Yield(Kg/Ha)	Name_Of_Higher_Level	No_cce Conducted_Higher	Higher average Yield(Kg/Ha)	Neighboring Yield	Tech-based Yield
21	Bengaluru Urban	Anekal	NERIGA	GP	RAGI	RF	4	1464.25					
22	Bengaluru Urban	Anekal	RAGIHALLI	GP	RAGI	RF	4	3080.71					
23	Bengaluru Urban	Anekal	SAMANDURU	GP	RAGI	RF	4	3139.64					
24	Bengaluru Urban	Anekal	SARJAPURA	GP	RAGI	RF	4	2021.47					
25	Bengaluru Urban	Anekal	SHANTIPURA	GP	RAGI	RF	4	1613.39					
26	Bengaluru Urban	Anekal	SURAGAJAKKANAHALLI	GP	RAGI	RF	4	2141.23					
27	Bengaluru Urban	Anekal	VANAKANAHALLI	GP	RAGI	RF	4	2828.42					
28	Bengaluru Urban	Anekal	YAMARE	GP	RAGI	RF	4	3154.53					
29	Bengaluru Urban	Bengaluru North	AALLOORU	GP	RAGI	RF	4	1675.64					
30	Bengaluru Urban	Bengaluru North	DAASANAPURA	GP	RAGI	RF			Hobli Level	22	2153.63		
31	Bengaluru Urban	Bengaluru North	GOPALAPURA	GP	RAGI	RF	4	1942.05					
32	Bengaluru Urban	Bengaluru North	HUSKOOR	GP	RAGI	RF	4	1832.49					
33	Bengaluru Urban	Bengaluru North	KITHANA HALLI	GP	RAGI	RF	4	2098.90					
34	Bengaluru Urban	Bengaluru North	KODIGE HALLI	GP	RAGI	RF	4	2465.05					
35	Bengaluru Urban	Bengaluru North	LAKSHIMIPURA	GP	RAGI	RF	4	1889.76					
36	Bengaluru Urban	Bengaluru North	MAACHOHALLI	GP	RAGI	RF	4	2385.23					
37	Bengaluru Urban	Bengaluru North	MAADANAAYAKANA HALLI	GP	RAGI	RF			Hobli Level	12	2215.92		
38	Bengaluru Urban	Bengaluru North	MAADAVAARA	GP	RAGI	RF	4	2507.23					
39	Bengaluru Urban	Bengaluru North	SOMASHETTIHALLI	GP	RAGI	RF	4	2798.53					
40	Bengaluru Urban	Bengaluru North	SONDEKOPPA	GP	RAGI	RF	4	2935.23					

**Government of Karnataka**  
**Directorate of Economics and Statistics**  
**GP Level Average Yield data for Kharif season 2019-20**

S.N	District	Taluk	Insurance Unit (hobli/ GP)	GP/HO BLI	Crop	IRR_Rf	No_CGE Conducted	Average Yield(Kg/Ha)	Name_Of_Higher_Level	No_cce Conducted Higher	Higher average Yield(Kg/Ha)	Neighbo uring Yield	Tech based Yield
41	Bengaluru Urban	Bengaluru South	AGARA	GP	RAGI	RF	4	2569.47					
42	Bengaluru Urban	Bengaluru South	AJANAHALLI	GP	RAGI	RF	4	2134.94					
43	Bengaluru Urban	Bengaluru South	CHANNENA HALLI	GP	RAGI	RF	4	3032.58					
44	Bengaluru Urban	Bengaluru South	CHIKKANA HALLI	GP	RAGI	RF	4	2819.28					
45	Bengaluru Urban	Bengaluru South	CHOLANAYAKANA HALLI	GP	RAGI	RF	4	2436.52					
46	Bengaluru Urban	Bengaluru South	CHUNCHANA KUPPE	GP	RAGI	RF	4	2687.00					
47	Bengaluru Urban	Bengaluru South	DODDA THOGURU	GP	RAGI	RF	4	1685.32					
48	Bengaluru Urban	Bengaluru South	H. GOLLAHALLI	GP	RAGI	RF	4	2056.58					
49	Bengaluru Urban	Bengaluru South	K. GOLLAHALLI	GP	RAGI	RF	4	2052.59					
50	Bengaluru Urban	Bengaluru South	KAGGALIPURA	GP	RAGI	RF	4	1693.07					
51	Bengaluru Urban	Bengaluru South	KUMBALAGODU	GP	RAGI	RF	4	2168.06					
52	Bengaluru Urban	Bengaluru South	NELAGULI	GP	RAGI	RF	4	2862.23					
53	Bengaluru Urban	Bengaluru South	RAMOHALLI	GP	RAGI	RF	4	2459.92					
54	Bengaluru Urban	Bengaluru South	SOMANA HALLI	GP	RAGI	RF	4	2342.16					
55	Bengaluru Urban	Bengaluru South	SOOLIKERE	GP	RAGI	RF	4	1468.98					
56	Bengaluru Urban	Bengaluru South	THARALU	GP	RAGI	RF	4	1892.25					
57	Bengaluru Urban	Bengaluru South	THAVAREKERE	GP	RAGI	RF	4	2274.22					
58	Bengaluru Urban	Bengaluru-East	AVALAHALLI	GP	RAGI	RF			Hobli Level	7	1344.21		
59	Bengaluru Urban	Bengaluru-East	BIDARAHALLI	GP	RAGI	RF			Hobli Level	14	1431.45		
60	Bengaluru Urban	Bengaluru-East	DODDABANAHALLI	GP	RAGI	RF	4	1133.36					

**Government of Karnataka**  
**Directorate of Economics and Statistics**  
**GP Level Average Yield data for Kharif season 2019-20**

S.N	District	Taluk	Insurance Unit (hobli/ GP)	GP/HO BLI	Crop	IRR_Rf	No_CCE Conducted	Average Yield(Kg/Ha)	Name_Of_Higher_Level	No_cce Conducted_Higher	Higher average Yield(Kg/Ha)	Neighboring Yield	Tech based Yield
61	Bengaluru Urban	Bengaluru-East	DODDAGUBBI	GP	RAGI	RF	4	2011.76					
62	Bengaluru Urban	Bengaluru-East	KANNURU	GP	RAGI	RF			Hobli Level	7	2216.63		
63	Bengaluru Urban	Bengaluru-East	MANDURU	GP	RAGI	RF	4	1606.17					
64	Bengaluru Urban	Bengaluru-East	SHEEGEHALLI	GP	RAGI	RF			Hobli Level	8	1219.88		
65	Bengaluru Urban	Yalahanka	ARAKERE	GP	RAGI	RF			Hobli Level	11	1551.10		
66	Bengaluru Urban	Yalahanka	BAAGALORU	GP	RAGI	RF			Hobli Level	11	1620.37		
67	Bengaluru Urban	Yalahanka	BANDIKODAGE HALLI	GP	RAGI	RF	4	1942.05					
68	Bengaluru Urban	Yalahanka	BETTA HALSOORU	GP	RAGI	RF	4	1964.95					
69	Bengaluru Urban	Yalahanka	CHIKKA JAALA	GP	RAGI	RF			Hobli Level	10	3337.33		
70	Bengaluru Urban	Yalahanka	DODDA JAALA	GP	RAGI	RF	4	3677.44					
71	Bengaluru Urban	Yalahanka	GANTIGAANAHALLI	GP	RAGI	RF	4	761.88					
72	Bengaluru Urban	Yalahanka	HESARU GHATTA	GP	RAGI	RF	4	1187.19					
73	Bengaluru Urban	Yalahanka	HUNASEMAARANA HALLI	GP	RAGI	RF	4	1820.05					
74	Bengaluru Urban	Yalahanka	HURALICHICKANA HALLI	GP	RAGI	RF	4	1439.11					
75	Bengaluru Urban	Yalahanka	KASAGATTA PURA	GP	RAGI	RF	4	2037.35					
76	Bengaluru Urban	Yalahanka	MARENAHALLI	GP	RAGI	RF	4	1479.21					
77	Bengaluru Urban	Yalahanka	MEENUKUNTE	GP	RAGI	RF	4	2255.76					
78	Bengaluru Urban	Yalahanka	RAJAANU KUNTE	GP	RAGI	RF	4	2422.58					
79	Bengaluru Urban	Yalahanka	SATHANORU	GP	RAGI	RF	4	3016.15					
80	Bengaluru Urban	Yalahanka	SHIVA KOTE	GP	RAGI	RF	4	677.23					

25

**Government of Karnataka**  
**Directorate of Economics and Statistics**  
**GP Level Average Yield data for Kharif season 2019-20**

S.N	District	Taluk	Insurance Unit (hobli/ GP)	GP/HO BLI	Crop	IRR_RF	No_CCE_Conducted	Average Yield(Kg/Ha)	Name_Of_Higher_Level	No_cce_Conducted_Higher	Higher average Yield(Kg/Ha)	Neighboring Yield	Tech. based Yield
81	Bengaluru Urban	Yalahanka	SINGANAAYAKANA HALLI	GP	RAGI	RF	4	2803.51					
82	Bengaluru Urban	Yalahanka	SONNAPPANA HALLI	GP	RAGI	RF	4	1366.90					
83	Bengaluru Urban	Yalahanka	SONNENA HALLI	GP	RAGI	RF			Hobli Level	11	1551.10		

  
Director

Directorate of Economics and Statistics

cb



**Government of Karnataka**  
**Directorate of Economics and Statistics**  
**GP Level Average Yield data for Kharif season 2019-20**

S.N	District	Taluk	Insurance Unit (hobli/ GP)	GP/HO BLI	Crop	IRR RF	No_CCE Conducted	Average Yield(Kg/Ha)	Name Of Higher Level	No_cce Conducted Higher	Higher average Yield(Kg/Ha)	Neighboring Yield	Tech based Yield
1	Bidar	Aurad	Aurad (ULB)	GP	Pigeon pea (red gram/arhar/tur)	RF	4	1668.83					
2	Bidar	Aurad	BADALGAON	GP	Pigeon pea (red gram/arhar/tur)	RF	4	1349.44					
3	Bidar	Aurad	BALAT (B)	GP	Pigeon pea (red gram/arhar/tur)	RF	4	731.41					
4	Bidar	Aurad	BELKONI (BH)	GP	Pigeon pea (red gram/arhar/tur)	RF	4	1217.12					
5	Bidar	Aurad	BELKONI (CH)	GP	Pigeon pea (red gram/arhar/tur)	RF	4	1750.28					
6	Bidar	Aurad	BHANDARKUMTHA	GP	Pigeon pea (red gram/arhar/tur)	RF	4	1429.29					
7	Bidar	Aurad	BONTHI	GP	Pigeon pea (red gram/arhar/tur)	RF	4	1139.83					
8	Bidar	Aurad	CHANDOORI	GP	Pigeon pea (red gram/arhar/tur)	RF	4	1178.91					
9	Bidar	Aurad	CHIKLI (J)	GP	Pigeon pea (red gram/arhar/tur)	RF	4	1436.95					
10	Bidar	Aurad	CHIKLI (U)	GP	Pigeon pea (red gram/arhar/tur)	RF	4	1469.21					
11	Bidar	Aurad	CHIMEGAON	GP	Pigeon pea (red gram/arhar/tur)	RF	4	1604.95					
12	Bidar	Aurad	CHINTAKI	GP	Pigeon pea (red gram/arhar/tur)	RF	4	1601.60					
13	Bidar	Aurad	DABKA (CH)	GP	Pigeon pea (red gram/arhar/tur)	RF	4	1269.59					
14	Bidar	Aurad	DHUPATMAHAGAON	GP	Pigeon pea (red gram/arhar/tur)	RF	4	694.68					
15	Bidar	Aurad	DIGGI	GP	Pigeon pea (red gram/arhar/tur)	RF	4	1141.83					
16	Bidar	Aurad	DONGAON (M)	GP	Pigeon pea (red gram/arhar/tur)	RF	4	1207.71					
17	Bidar	Aurad	EKAMBA	GP	Pigeon pea (red gram/arhar/tur)	RF	4	2094.42					
18	Bidar	Aurad	EKLAR	GP	Pigeon pea (red gram/arhar/tur)	RF	4	1358.68					
19	Bidar	Aurad	GUDAPALLI	GP	Pigeon pea (red gram/arhar/tur)	RF	4	1622.52					
20	Bidar	Aurad	HEDGAPUR	GP	Pigeon pea (red gram/arhar/tur)	RF	4	1117.88					

**Government of Karnataka**  
**Directorate of Economics and Statistics**  
**GP Level Average Yield data for Kharif season 2019-20**

S.N	District	Taluk	Insurance Unit (hobli/ GP)	GP/HO BLI	Crop	IRR RF	No_CCE Conducted	Average Yield(Kg/Ha)	Name Of Higher Level	No_cce Conducted Higher	Higher average Yield(Kg/Ha)	Neighboring Yield	Tech-based Yield
21	Bidar	Aurad	HOKRANA	GP	Pigeon pea (red gram/arhar/tur)	RF	4	1158.03					
22	Bidar	Aurad	HOLSAMUDRA	GP	Pigeon pea (red gram/arhar/tur)	RF	4	1333.47					
23	Bidar	Aurad	JAMBAGI	GP	Pigeon pea (red gram/arhar/tur)	RF	4	448.99					
24	Bidar	Aurad	JOJANA	GP	Pigeon pea (red gram/arhar/tur)	RF	4	1588.98					
25	Bidar	Aurad	KAMALANAGAR	GP	Pigeon pea (red gram/arhar/tur)	RF	4	1228.03					
26	Bidar	Aurad	KHED	GP	Pigeon pea (red gram/arhar/tur)	RF	4	1109.89					
27	Bidar	Aurad	KOREKAL	GP	Pigeon pea (red gram/arhar/tur)	RF	4	1477.20					
28	Bidar	Aurad	KOUTH (B)	GP	Pigeon pea (red gram/arhar/tur)	RF	4	950.19					
29	Bidar	Aurad	LADHA	GP	Pigeon pea (red gram/arhar/tur)	RF	4	1414.91					
30	Bidar	Aurad	MADNUR	GP	Pigeon pea (red gram/arhar/tur)	RF	4	1295.72					
31	Bidar	Aurad	MUDHOL (B)	GP	Pigeon pea (red gram/arhar/tur)	RF	4	1115.03					
32	Bidar	Aurad	MURKI	GP	Pigeon pea (red gram/arhar/tur)	RF	4	1443.59					
33	Bidar	Aurad	NAGMARPALLI	GP	Pigeon pea (red gram/arhar/tur)	RF	4	959.38					
34	Bidar	Aurad	SANTHPUR	GP	Pigeon pea (red gram/arhar/tur)	RF	4	1684.00					
35	Bidar	Aurad	SHEMBELLI	GP	Pigeon pea (red gram/arhar/tur)	RF	4	1171.49					
36	Bidar	Aurad	SONALA	GP	Pigeon pea (red gram/arhar/tur)	RF	4	1533.09					
37	Bidar	Aurad	SUNDAL	GP	Pigeon pea (red gram/arhar/tur)	RF	4	1874.84					
38	Bidar	Aurad	THANAKUSHNOOR	GP	Pigeon pea (red gram/arhar/tur)	RF	4	1178.34					
39	Bidar	Aurad	TORNA	GP	Pigeon pea (red gram/arhar/tur)	RF	4	536.92					
40	Bidar	Aurad	WADGAON (D)	GP	Pigeon pea (red gram/arhar/tur)	RF	4	756.49					



**Government of Karnataka**  
**Directorate of Economics and Statistics**  
**GP Level Average Yield data for Kharif season 2019-20**

S.N	District	Taluk	Insurance Unit (hobli/ GP)	GP/HO BLI	Crop	IRR_RF	No_CCE Conducted	Average Yield(Kg/Ha)	Name_Of Higher_Level	No_cce Conducted_Higher	Higher average Yield(Kg/Ha)	Neighbo uring Yield	Tech based Yield
41	Bidar	Aurad	Aurad (ULB)	GP	Soybean (bhat)	RF	4	1386.65					
42	Bidar	Aurad	BADALGAON	GP	Soybean (bhat)	RF	4	1158.59					
43	Bidar	Aurad	BALAT (B)	GP	Soybean (bhat)	RF	4	1335.81					
44	Bidar	Aurad	BELKONI (BH)	GP	Soybean (bhat)	RF	4	1249.55					
45	Bidar	Aurad	BELKONI (CH)	GP	Soybean (bhat)	RF	4	1253.79					
46	Bidar	Aurad	BHANDARKUMTHA	GP	Soybean (bhat)	RF	4	1374.55					
47	Bidar	Aurad	BONTHI	GP	Soybean (bhat)	RF	4	1377.73					
48	Bidar	Aurad	CHANDOORI	GP	Soybean (bhat)	RF	4	1712.51					
49	Bidar	Aurad	CHIKLI (J)	GP	Soybean (bhat)	RF	4	1107.17					
50	Bidar	Aurad	CHIKLI (U)	GP	Soybean (bhat)	RF	4	1460.94					
51	Bidar	Aurad	CHIMEGAON	GP	Soybean (bhat)	RF	4	1517.61					
52	Bidar	Aurad	CHINTAKI	GP	Soybean (bhat)	RF	4	1206.23					
53	Bidar	Aurad	DABKA (CH)	GP	Soybean (bhat)	RF	4	1230.99					
54	Bidar	Aurad	DHUPATMAHAGAON	GP	Soybean (bhat)	RF	4	1129.24					
55	Bidar	Aurad	DIGGI	GP	Soybean (bhat)	RF	4	1502.21					
56	Bidar	Aurad	DONGAON (M)	GP	Soybean (bhat)	RF	4	926.35					
57	Bidar	Aurad	EKAMBA	GP	Soybean (bhat)	RF	4	1350.22					
58	Bidar	Aurad	EKLAR	GP	Soybean (bhat)	RF	4	1258.83					
59	Bidar	Aurad	GUDAPALLI	GP	Soybean (bhat)	RF	4	1221.16					
60	Bidar	Aurad	HEDGAPUR	GP	Soybean (bhat)	RF	4	1284.44					

**Government of Karnataka**  
**Directorate of Economics and Statistics**  
**GP Level Average Yield data for Kharif season 2019-20**

S.N	District	Taluk	Insurance Unit (hobli/ GP)	GP/HO BLI	Crop	IRR RF	No_OCE Conducted	Average Yield(Kg/Ha)	Name_Of Higher Level	No_cce Conducted Higher	Higher average Yield(Kg/Ha)	Neighboring Yield	Tech based Yield
61	Bidar	Aurad	HOKRANA	GP	Soybean (bhat)	RF	4	1414.09					
62	Bidar	Aurad	HOLSAMUDRA	GP	Soybean (bhat)	RF	4	1036.42					
63	Bidar	Aurad	JAMBAGI	GP	Soybean (bhat)	RF	4	1266.04					
64	Bidar	Aurad	JOJANA	GP	Soybean (bhat)	RF	4	1007.68					
65	Bidar	Aurad	KAMALANAGAR	GP	Soybean (bhat)	RF	4	1297.48					
66	Bidar	Aurad	KHED	GP	Soybean (bhat)	RF	4	1285.63					
67	Bidar	Aurad	KOREKAL	GP	Soybean (bhat)	RF	4	1387.56					
68	Bidar	Aurad	KOUTH (B)	GP	Soybean (bhat)	RF	4	1105.34					
69	Bidar	Aurad	LADHA	GP	Soybean (bhat)	RF	4	1362.89					
70	Bidar	Aurad	MADNUR	GP	Soybean (bhat)	RF	4	1345.96					
71	Bidar	Aurad	MUDHOL (B)	GP	Soybean (bhat)	RF	4	1356.77					
72	Bidar	Aurad	MURKI	GP	Soybean (bhat)	RF	4	1313.97					
73	Bidar	Aurad	NAGMARPALLI	GP	Soybean (bhat)	RF	4	1330.24					
74	Bidar	Aurad	SANTHPUR	GP	Soybean (bhat)	RF	4	1278.81					
75	Bidar	Aurad	SHEMBELLI	GP	Soybean (bhat)	RF	4	1256.86					
76	Bidar	Aurad	SONALA	GP	Soybean (bhat)	RF	4	1314.32					
77	Bidar	Aurad	SUNDAL	GP	Soybean (bhat)	RF	4	1375.77					
78	Bidar	Aurad	THANAKUSHNOOR	GP	Soybean (bhat)	RF	4	1058.69					
79	Bidar	Aurad	TORNA	GP	Soybean (bhat)	RF	4	1066.22					
80	Bidar	Aurad	WADGAON (D)	GP	Soybean (bhat)	RF	4	1330.57					

**Government of Karnataka**  
**Directorate of Economics and Statistics**  
**GP Level Average Yield data for Kharif season 2019-20**

S.N	District	Taluk	Insurance Unit (hobli/ GP)	GP/HO BLI	Crop	IRR_Rf	No_COE Conducted	Average Yield(Kg/Ha)	Name_Of Higher_Level	No_cce Conducted_Higher	Higher average Yield(Kg/Ha)	Neighbo uring Yield	Tech. based Yield
81	Bidar	Basavakalyan	ALGUD	GP	Pigeon pea (red gram/arhar/tur)	RF	4	1283.56					
82	Bidar	Basavakalyan	Basavkalyan (ULB)	GP	Pigeon pea (red gram/arhar/tur)	RF	4	1413.32					
83	Bidar	Basavakalyan	BELURA	GP	Pigeon pea (red gram/arhar/tur)	RF	4	1605.75					
84	Bidar	Basavakalyan	BETBALKUNDA	GP	Pigeon pea (red gram/arhar/tur)	RF	4	1211.30					
85	Bidar	Basavakalyan	BETGERA	GP	Pigeon pea (red gram/arhar/tur)	RF	4	1465.22					
86	Bidar	Basavakalyan	BHOSGA	GP	Pigeon pea (red gram/arhar/tur)	RF	4	1553.05					
87	Bidar	Basavakalyan	CHANDKAPUR	GP	Pigeon pea (red gram/arhar/tur)	RF	4	1529.10					
88	Bidar	Basavakalyan	CHIKKANAGAON	GP	Pigeon pea (red gram/arhar/tur)	RF	4	1413.32					
89	Bidar	Basavakalyan	DHANNURA (K)	GP	Pigeon pea (red gram/arhar/tur)	RF	4	1838.11					
90	Bidar	Basavakalyan	EKLURA	GP	Pigeon pea (red gram/arhar/tur)	RF	4	1250.63					
91	Bidar	Basavakalyan	GADIGOUNDHGAON	GP	Pigeon pea (red gram/arhar/tur)	RF	4	1169.21					
92	Bidar	Basavakalyan	GHOTALA	GP	Pigeon pea (red gram/arhar/tur)	RF	4	1068.97					
93	Bidar	Basavakalyan	GORTHA (B)	GP	Pigeon pea (red gram/arhar/tur)	RF	4	1361.41					
94	Bidar	Basavakalyan	GUNDUR	GP	Pigeon pea (red gram/arhar/tur)	RF	4	1273.58					
95	Bidar	Basavakalyan	HARKUD	GP	Pigeon pea (red gram/arhar/tur)	RF	4	1099.91					
96	Bidar	Basavakalyan	HULSOOR	GP	Pigeon pea (red gram/arhar/tur)	RF	4	1229.66					
97	Bidar	Basavakalyan	ISLAMPUR	GP	Pigeon pea (red gram/arhar/tur)	RF	4	1052.80					
98	Bidar	Basavakalyan	KALKHORA	GP	Pigeon pea (red gram/arhar/tur)	RF	4	1369.40					
99	Bidar	Basavakalyan	KHERDA (B)	GP	Pigeon pea (red gram/arhar/tur)	RF	4	1275.58					
100	Bidar	Basavakalyan	KITTA	GP	Pigeon pea (red gram/arhar/tur)	RF	4	1274.38					

**Government of Karnataka**  
**Directorate of Economics and Statistics**  
**GP Level Average Yield data for Kharif season 2019-20**

S.N	District	Taluk	Insurance Unit (hobli/ GP)	GP/HO BLI	Crop	IRR RF	No_CCE Conducted	Average Yield(Kg/Ha)	Name_Of Higher Level	No_cce Conducted Higher	Higher average Yield(Kg/Ha)	Neighbo uring Yield	Tech- based Yield
101	Bidar	Basavakalyan	KOHINOOR	GP	Pigeon pea (red gram/arhar/tur)	RF	4	1669.83					
102	Bidar	Basavakalyan	LADWANTHI	GP	Pigeon pea (red gram/arhar/tur)	RF	4	1077.95					
103	Bidar	Basavakalyan	MANTHAL	GP	Pigeon pea (red gram/arhar/tur)	RF	4	1431.68					
104	Bidar	Basavakalyan	MIRKHAL	GP	Pigeon pea (red gram/arhar/tur)	RF	4	1582.19					
105	Bidar	Basavakalyan	MORKHANDI	GP	Pigeon pea (red gram/arhar/tur)	RF	4	1310.31					
106	Bidar	Basavakalyan	MUCLAMBH	GP	Pigeon pea (red gram/arhar/tur)	RF	4	1106.70					
107	Bidar	Basavakalyan	MUDBI	GP	Pigeon pea (red gram/arhar/tur)	RF	4	478.87					
108	Bidar	Basavakalyan	NARAYANPUR	GP	Pigeon pea (red gram/arhar/tur)	RF	4	1296.74					
109	Bidar	Basavakalyan	NIRGUDI	GP	Pigeon pea (red gram/arhar/tur)	RF	4	1421.30					
110	Bidar	Basavakalyan	PARTAPUR	GP	Pigeon pea (red gram/arhar/tur)	RF	4	1052.00					
111	Bidar	Basavakalyan	RAJESHWAR	GP	Pigeon pea (red gram/arhar/tur)	RF	4	1174.97					
112	Bidar	Basavakalyan	RAJOLA	GP	Pigeon pea (red gram/arhar/tur)	RF	4	1349.44					
113	Bidar	Basavakalyan	SASTAPUR	GP	Pigeon pea (red gram/arhar/tur)	RF	4	1283.56					
114	Bidar	Basavakalyan	TADOLA	GP	Pigeon pea (red gram/arhar/tur)	RF	4	1333.47					
115	Bidar	Basavakalyan	TOGLUR	GP	Pigeon pea (red gram/arhar/tur)	RF	4	1154.95					
116	Bidar	Basavakalyan	UJLAMBH	GP	Pigeon pea (red gram/arhar/tur)	RF	4	1393.36					
117	Bidar	Basavakalyan	YERANDI	GP	Pigeon pea (red gram/arhar/tur)	RF	4	1437.27					
118	Bidar	Basavakalyan	YERBAGH	GP	Pigeon pea (red gram/arhar/tur)	RF	4	1060.79					
119	Bidar	Basavakalyan	ALGUD	GP	Soybean (bhat)	RF	4	1267.68					
120	Bidar	Basavakalyan	Basavkalyan (ULB)	GP	Soybean (bhat)	RF	4	1035.76					

**Government of Karnataka**  
**Directorate of Economics and Statistics**  
**GP Level Average Yield data for Kharif season 2019-20**

S.N	District	Taluk	Insurance Unit (hobli/ GP)	GP/HO BLI	Crop	IRR RF	No_CCE Conducted	Average Yield(Kg/Ha)	Name_Of Higher_Level	No_cce Conducted Higher	Higher average Yield(Kg/Ha)	Neighbo uring Yield	Tech. based Yield
121	Bidar	Basavakalyan	BELURA	GP	Soybean (bhat)	RF	4	1245.95					
122	Bidar	Basavakalyan	BETBALKUNDA	GP	Soybean (bhat)	RF	4	1338.87					
123	Bidar	Basavakalyan	BETGERA	GP	Soybean (bhat)	RF	4	1082.27					
124	Bidar	Basavakalyan	BHOSGA	GP	Soybean (bhat)	RF	4	1292.90					
125	Bidar	Basavakalyan	CHANDKAPUR	GP	Soybean (bhat)	RF	4	1225.09					
126	Bidar	Basavakalyan	CHIKKANAGAON	GP	Soybean (bhat)	RF	4	1258.50					
127	Bidar	Basavakalyan	DHANNURA (K)	GP	Soybean (bhat)	RF	4	1506.80					
128	Bidar	Basavakalyan	EKLURA	GP	Soybean (bhat)	RF	4	1540.21					
129	Bidar	Basavakalyan	GADIGOUNDHGAON	GP	Soybean (bhat)	RF	4	1245.40					
130	Bidar	Basavakalyan	GHOTALA	GP	Soybean (bhat)	RF	4	1095.60					
131	Bidar	Basavakalyan	GORTHA (B)	GP	Soybean (bhat)	RF	4	1264.40					
132	Bidar	Basavakalyan	GUNDUR	GP	Soybean (bhat)	RF	4	1139.27					
133	Bidar	Basavakalyan	HARKUD	GP	Soybean (bhat)	RF	4	1394.11					
134	Bidar	Basavakalyan	HULSOOR	GP	Soybean (bhat)	RF	4	1280.78					
135	Bidar	Basavakalyan	ISLAMPUR	GP	Soybean (bhat)	RF	4	1360.05					
136	Bidar	Basavakalyan	KALKHORA	GP	Soybean (bhat)	RF	4	1455.70					
137	Bidar	Basavakalyan	KHERDA (B)	GP	Soybean (bhat)	RF	4	1196.95					
138	Bidar	Basavakalyan	KITTA	GP	Soybean (bhat)	RF	4	1327.73					
139	Bidar	Basavakalyan	KOHINOOR	GP	Soybean (bhat)	RF	4	1169.76					
140	Bidar	Basavakalyan	LADWANTHI	GP	Soybean (bhat)	RF	4	1206.75					

**Government of Karnataka**  
**Directorate of Economics and Statistics**  
**GP Level Average Yield data for Kharif season 2019-20**

S.N	District	Taluk	Insurance Unit (hobli/ GP)	GP/HO BLI	Crop	IRR RF	No_CCE Conducted	Average Yield(Kg/Ha)	Name_Of Higher_Level	No_cce Conducted Higher	Higher average Yield(Kg/Ha)	Neighbo uring Yield	Tech- based Yield
141	Bidar	Basavakalyan	MANTHAL	GP	Soybean (bhat)	RF	4	1221.16					
142	Bidar	Basavakalyan	MIRKHAL	GP	Soybean (bhat)	RF	4	1124.86					
143	Bidar	Basavakalyan	MORKHANDI	GP	Soybean (bhat)	RF	4	1350.22					
144	Bidar	Basavakalyan	MUCHLAMBH	GP	Soybean (bhat)	RF	4	1235.57					
145	Bidar	Basavakalyan	MUDBI	GP	Soybean (bhat)	RF	4	1415.08					
146	Bidar	Basavakalyan	NARAYANPUR	GP	Soybean (bhat)	RF	4	1457.66					
147	Bidar	Basavakalyan	NIRGUDI	GP	Soybean (bhat)	RF	4	1282.09					
148	Bidar	Basavakalyan	PARTAPUR	GP	Soybean (bhat)	RF	4	1356.12					
149	Bidar	Basavakalyan	RAJESHWAR	GP	Soybean (bhat)	RF	4	882.83					
150	Bidar	Basavakalyan	RAJOLA	GP	Soybean (bhat)	RF	4	1327.07					
151	Bidar	Basavakalyan	SASTAPUR	GP	Soybean (bhat)	RF	4	1401.22					
152	Bidar	Basavakalyan	TADOLA	GP	Soybean (bhat)	RF	4	1060.32					
153	Bidar	Basavakalyan	TOGLUR	GP	Soybean (bhat)	RF	4	1569.03					
154	Bidar	Basavakalyan	UJLAMBH	GP	Soybean (bhat)	RF	4	1044.82					
155	Bidar	Basavakalyan	YERANDI	GP	Soybean (bhat)	RF	4	1225.09					
156	Bidar	Basavakalyan	YERBAGH	GP	Soybean (bhat)	RF	4	1176.29					
157	Bidar	Bhalki	ALWAI	GP	Pigeon pea (red gram/arhar/tur)	RF	4	1523.11					
158	Bidar	Bhalki	AMBESANGHVI	GP	Pigeon pea (red gram/arhar/tur)	RF	4	595.87					
159	Bidar	Bhalki	ATTARGA	GP	Pigeon pea (red gram/arhar/tur)	RF	4	1551.06					
160	Bidar	Bhalki	BALUR	GP	Pigeon pea (red gram/arhar/tur)	RF	4	1244.84					

**Government of Karnataka**  
**Directorate of Economics and Statistics**  
**GP Level Average Yield data for Kharif season 2019-20**

S.N	District	Taluk	Insurance Unit (hobli/ GP)	GP/HO BLI	Crop	IRR RF	No_CGE Conducted	Average Yield(Kg/Ha)	Name_Of_Higher_Level	No_cce Conducted_Higher	Higher average Yield(Kg/Ha)	Neighbo uring Yield	Tech. based Yield
161	Bidar	Bhalki	BEERI (B)	GP	Pigeon pea (red gram/arhar/tur)	RF	4	900.37					
162	Bidar	Bhalki	BEERI (K)	GP	Pigeon pea (red gram/arhar/tur)	RF	4	867.16					
163	Bidar	Bhalki	Bhalki (ULB)	GP	Pigeon pea (red gram/arhar/tur)	RF	4	988.69					
164	Bidar	Bhalki	BHATAMBRA	GP	Pigeon pea (red gram/arhar/tur)	RF	4	392.86					
165	Bidar	Bhalki	BYALHALLI	GP	Pigeon pea (red gram/arhar/tur)	RF	4	798.49					
166	Bidar	Bhalki	CHALKAPUR	GP	Pigeon pea (red gram/arhar/tur)	RF	4	657.55					
167	Bidar	Bhalki	DADGI	GP	Pigeon pea (red gram/arhar/tur)	RF	4	1517.12					
168	Bidar	Bhalki	DAWARGAON	GP	Pigeon pea (red gram/arhar/tur)	RF	4	1261.61					
169	Bidar	Bhalki	DHANURA	GP	Pigeon pea (red gram/arhar/tur)	RF	4	1181.76					
170	Bidar	Bhalki	DONGAPUR	GP	Pigeon pea (red gram/arhar/tur)	RF	4	851.81					
171	Bidar	Bhalki	ENIKOORA	GP	Pigeon pea (red gram/arhar/tur)	RF	4	681.51					
172	Bidar	Bhalki	GORCHINCHOLI	GP	Pigeon pea (red gram/arhar/tur)	RF	4	822.24					
173	Bidar	Bhalki	HALBARGA	GP	Pigeon pea (red gram/arhar/tur)	RF	4	1527.38					
174	Bidar	Bhalki	INCHUR	GP	Pigeon pea (red gram/arhar/tur)	RF	4	1411.32					
175	Bidar	Bhalki	JANTHI	GP	Pigeon pea (red gram/arhar/tur)	RF	4	1196.93					
176	Bidar	Bhalki	JOLDABKA	GP	Pigeon pea (red gram/arhar/tur)	RF	4	1245.63					
177	Bidar	Bhalki	KANJI	GP	Pigeon pea (red gram/arhar/tur)	RF	4	748.58					
178	Bidar	Bhalki	KHATAKCHINCHOLI	GP	Pigeon pea (red gram/arhar/tur)	RF	4	1377.39					
179	Bidar	Bhalki	KONMELKUNDA	GP	Pigeon pea (red gram/arhar/tur)	RF	4	1892.41					
180	Bidar	Bhalki	KOSAM	GP	Pigeon pea (red gram/arhar/tur)	RF	4	1716.74					

**Government of Karnataka**  
**Directorate of Economics and Statistics**  
**GP Level Average Yield data for Kharif season 2019-20**

S.N	District	Taluk	Insurance Unit (hobli/ GP)	GP/HO BLI	Crop	IRR RF	No_CCE Conducted	Average Yield(Kg/Ha)	Name_Of_Higher_Level	No_cce Conducted_Higher	Higher average Yield(Kg/Ha)	Neighboring Yield	Tech. based Yield
181	Bidar	Bhalki	KURUBKHELGI	GP	Pigeon pea (red gram/arhar/tur)	RF	4	728.22					
182	Bidar	Bhalki	LAKHANGAON	GP	Pigeon pea (red gram/arhar/tur)	RF	4	517.42					
183	Bidar	Bhalki	LANJAWADA	GP	Pigeon pea (red gram/arhar/tur)	RF	4	991.72					
184	Bidar	Bhalki	MADKATTI	GP	Pigeon pea (red gram/arhar/tur)	RF	4	1519.52					
185	Bidar	Bhalki	MALCHAPUR	GP	Pigeon pea (red gram/arhar/tur)	RF	4	1318.29					
186	Bidar	Bhalki	MEHKAR	GP	Pigeon pea (red gram/arhar/tur)	RF	4	1405.33					
187	Bidar	Bhalki	METHIMELKUNDA	GP	Pigeon pea (red gram/arhar/tur)	RF	4	1429.29					
188	Bidar	Bhalki	MORAMBI	GP	Pigeon pea (red gram/arhar/tur)	RF	4	919.05					
189	Bidar	Bhalki	NITTUR (B)	GP	Pigeon pea (red gram/arhar/tur)	RF	4	1429.29					
190	Bidar	Bhalki	SAIGAON	GP	Pigeon pea (red gram/arhar/tur)	RF	4	1756.66					
191	Bidar	Bhalki	SHIVNI	GP	Pigeon pea (red gram/arhar/tur)	RF	4	1193.73					
192	Bidar	Bhalki	SIDDESHWAR	GP	Pigeon pea (red gram/arhar/tur)	RF	4	586.89					
193	Bidar	Bhalki	TALWAD (K)	GP	Pigeon pea (red gram/arhar/tur)	RF	4	1051.60					
194	Bidar	Bhalki	TELGAON	GP	Pigeon pea (red gram/arhar/tur)	RF	4	1437.27					
195	Bidar	Bhalki	TUGAON (H)	GP	Pigeon pea (red gram/arhar/tur)	RF	4	1134.85					
196	Bidar	Bhalki	VARVATTI	GP	Pigeon pea (red gram/arhar/tur)	RF	4	980.94					
197	Bidar	Bhalki	WANJARKHED	GP	Pigeon pea (red gram/arhar/tur)	RF	4	464.72					
198	Bidar	Bhalki	ALWAI	GP	Soybean (bhat)	RF	4	1494.24					
199	Bidar	Bhalki	AMBESANGHVI	GP	Soybean (bhat)	RF	4	1332.86					
200	Bidar	Bhalki	ATTARGA	GP	Soybean (bhat)	RF	4	1182.51					



**Government of Karnataka**  
**Directorate of Economics and Statistics**  
**GP Level Average Yield data for Kharif season 2019-20**

S.N	District	Taluk	Insurance Unit (hobli/ GP)	GP/HO BLI	Crop	IRR_Rf	No_CCE Conducted	Average Yield(Kg/Ha)	Name_Of Higher_Level	No_cce Conducted Higher	Higher average Yield(Kg/Ha)	Neighbo uring Yield	Tech. based Yield
201	Bidar	Bhalki	BALUR	GP	Soybean (bhat)	RF	4	1529.73					
202	Bidar	Bhalki	BEERI (B)	GP	Soybean (bhat)	RF	4	1463.56					
203	Bidar	Bhalki	BEERI (K)	GP	Soybean (bhat)	RF	4	907.35					
204	Bidar	Bhalki	Bhalki (ULB)	GP	Soybean (bhat)	RF	4	1524.81					
205	Bidar	Bhalki	BHATAMBRA	GP	Soybean (bhat)	RF	4	1191.02					
206	Bidar	Bhalki	BYALHALLI	GP	Soybean (bhat)	RF	4	1290.28					
207	Bidar	Bhalki	CHALKAPUR	GP	Soybean (bhat)	RF	4	1048.64					
208	Bidar	Bhalki	DADGI	GP	Soybean (bhat)	RF	4	961.28					
209	Bidar	Bhalki	DAWARGAON	GP	Soybean (bhat)	RF	4	994.16					
210	Bidar	Bhalki	DHANURA	GP	Soybean (bhat)	RF	4	850.03					
211	Bidar	Bhalki	DONGAPUR	GP	Soybean (bhat)	RF	4	1154.99					
212	Bidar	Bhalki	ENIKOORA	GP	Soybean (bhat)	RF	4	871.32					
213	Bidar	Bhalki	GORCHINCHOLI	GP	Soybean (bhat)	RF	4	951.58					
214	Bidar	Bhalki	HALBARGA	GP	Soybean (bhat)	RF	4	1148.00					
215	Bidar	Bhalki	INCHUR	GP	Soybean (bhat)	RF	4	1008.24					
216	Bidar	Bhalki	JANTHI	GP	Soybean (bhat)	RF	4	993.83					
217	Bidar	Bhalki	JOLDABKA	GP	Soybean (bhat)	RF	4	1061.64					
218	Bidar	Bhalki	KANJI	GP	Soybean (bhat)	RF	4	935.53					
219	Bidar	Bhalki	KHATAKCHINCHOLI	GP	Soybean (bhat)	RF	4	1555.93					
220	Bidar	Bhalki	KONMELKUNDA	GP	Soybean (bhat)	RF	4	963.04					

**Government of Karnataka**  
**Directorate of Economics and Statistics**  
**GP Level Average Yield data for Kharif season 2019-20**

S.N	District	Taluk	Insurance Unit (hobli/ GP)	GP/HO BLI	Crop	IRR RF	No_CCE Conducted	Average Yield(Kg/Ha)	Name_Of Higher Level	No_cce Conducted Higher	Higher average Yield(Kg/Ha)	Neighboring Yield	Tech. based Yield
221	Bidar	Bhalki	KOSAM	GP	Soybean (bhat)	RF	4	1391.50					
222	Bidar	Bhalki	KURUBKHELGI	GP	Soybean (bhat)	RF	4	1059.02					
223	Bidar	Bhalki	LAKHANGAON	GP	Soybean (bhat)	RF	4	1397.39					
224	Bidar	Bhalki	LANJAWADA	GP	Soybean (bhat)	RF	4	1386.91					
225	Bidar	Bhalki	MADKATTI	GP	Soybean (bhat)	RF	4	1103.47					
226	Bidar	Bhalki	MALCHAPUR	GP	Soybean (bhat)	RF	4	1666.21					
227	Bidar	Bhalki	MEHKAR	GP	Soybean (bhat)	RF	4	1399.14					
228	Bidar	Bhalki	METHIMELKUNDA	GP	Soybean (bhat)	RF	4	1279.47					
229	Bidar	Bhalki	MORAMBI	GP	Soybean (bhat)	RF	4	1320.74					
230	Bidar	Bhalki	NITTUR (B)	GP	Soybean (bhat)	RF	4	1194.96					
231	Bidar	Bhalki	SAIGAON	GP	Soybean (bhat)	RF	4	1156.96					
232	Bidar	Bhalki	SHIVNI	GP	Soybean (bhat)	RF	4	1367.25					
233	Bidar	Bhalki	SIDDESHWAR	GP	Soybean (bhat)	RF	4	1257.85					
234	Bidar	Bhalki	TALWAD (K)	GP	Soybean (bhat)	RF	4	752.09					
235	Bidar	Bhalki	TELGAON	GP	Soybean (bhat)	RF	4	972.87					
236	Bidar	Bhalki	TUGAON (H)	GP	Soybean (bhat)	RF	4	1318.12					
237	Bidar	Bhalki	VARVATTI	GP	Soybean (bhat)	RF	4	971.56					
238	Bidar	Bhalki	WANJARKHED	GP	Soybean (bhat)	RF			Hobli Level	31	1233.37		
239	Bidar	Bidar	ALIYABAD	GP	Pigeon pea (red gram/arhar/tur)	RF	4	1109.89					
240	Bidar	Bidar	ALIYEMBER	GP	Pigeon pea (red gram/arhar/tur)	RF	4	1328.68					

**Government of Karnataka**  
**Directorate of Economics and Statistics**  
**GP Level Average Yield data for Kharif season 2019-20**

S.N	District	Taluk	Insurance Unit (hobli/ GP)	GP/HO BLI	Crop	IRR RF	No_CCE Conducted	Average Yield(Kg/Ha)	Name Of Higher Level	No_cce Conducted Higher	Higher average Yield(Kg/Ha)	Neighboring Yield	Tech. based Yield
241	Bidar	Bidar	AMLAPUR	GP	Pigeon pea (red gram/arhar/tur)	RF	4	724.42					
242	Bidar	Bidar	ANDUR	GP	Pigeon pea (red gram/arhar/tur)	RF	4	1453.24					
243	Bidar	Bidar	ASTOOR	GP	Pigeon pea (red gram/arhar/tur)	RF	4	431.26					
244	Bidar	Bidar	AURAD (S)	GP	Pigeon pea (red gram/arhar/tur)	RF	4	824.35					
245	Bidar	Bidar	BAGDAL	GP	Pigeon pea (red gram/arhar/tur)	RF	4	1537.08					
246	Bidar	Bidar	BAROOR	GP	Pigeon pea (red gram/arhar/tur)	RF	4	1052.40					
247	Bidar	Bidar	Bidar (ULB)	GP	Pigeon pea (red gram/arhar/tur)	RF	4	1485.18					
248	Bidar	Bidar	CHAMBOL	GP	Pigeon pea (red gram/arhar/tur)	RF	4	1295.94					
249	Bidar	Bidar	CHATNALLI	GP	Pigeon pea (red gram/arhar/tur)	RF	4	1500.01					
250	Bidar	Bidar	CHILLARGI	GP	Pigeon pea (red gram/arhar/tur)	RF	4	1933.93					
251	Bidar	Bidar	CHIMKODE	GP	Pigeon pea (red gram/arhar/tur)	RF	4	1648.87					
252	Bidar	Bidar	CHITTA	GP	Pigeon pea (red gram/arhar/tur)	RF	4	1269.59					
253	Bidar	Bidar	GADGI	GP	Pigeon pea (red gram/arhar/tur)	RF	4	1437.27					
254	Bidar	Bidar	HOKRANA (B)	GP	Pigeon pea (red gram/arhar/tur)	RF	4	391.66					
255	Bidar	Bidar	JANWADA	GP	Pigeon pea (red gram/arhar/tur)	RF	4	1005.69					
256	Bidar	Bidar	KADWAD	GP	Pigeon pea (red gram/arhar/tur)	RF	4	1552.48					
257	Bidar	Bidar	KAMTHANA	GP	Pigeon pea (red gram/arhar/tur)	RF	4	1158.94					
258	Bidar	Bidar	KAPLAPUR(A)	GP	Pigeon pea (red gram/arhar/tur)	RF			Hobli Level	24	1312.50		
259	Bidar	Bidar	KOLAR (K)	GP	Pigeon pea (red gram/arhar/tur)	RF	4	1280.77					
260	Bidar	Bidar	MALEGAON	GP	Pigeon pea (red gram/arhar/tur)	RF	4	1563.03					

**Government of Karnataka**  
**Directorate of Economics and Statistics**  
**GP Level Average Yield data for Kharif season 2019-20**

S.N	District	Taluk	Insurance Unit (hobli/ GP)	GP/HO BLI	Crop	IRR_Rf	No_CCE Conducted	Average Yield(Kg/Ha)	Name_Of_Higher_Level	No_cce Conducted_Higher	Higher average Yield(Kg/Ha)	Neighboring Yield	Tech-based Yield
261	Bidar	Bidar	MALKAPUR	GP	Pigeon pea (red gram/arhar/tur)	RF	4	1200.92					
262	Bidar	Bidar	MANDAKNALLI	GP	Pigeon pea (red gram/arhar/tur)	RF	4	684.42					
263	Bidar	Bidar	MANHALLI	GP	Pigeon pea (red gram/arhar/tur)	RF	4	670.73					
264	Bidar	Bidar	MARKHAL	GP	Pigeon pea (red gram/arhar/tur)	RF	4	1600.96					
265	Bidar	Bidar	MARKUNDA	GP	Pigeon pea (red gram/arhar/tur)	RF	4	1160.71					
266	Bidar	Bidar	NAGOOR	GP	Pigeon pea (red gram/arhar/tur)	RF	4	1525.11					
267	Bidar	Bidar	RANJOLKHENI	GP	Pigeon pea (red gram/arhar/tur)	RF	4	1635.75					
268	Bidar	Bidar	REKULGI	GP	Pigeon pea (red gram/arhar/tur)	RF	4	1736.70					
269	Bidar	Bidar	SANGOLGI	GP	Pigeon pea (red gram/arhar/tur)	RF	4	1330.28					
270	Bidar	Bidar	SINDOL	GP	Pigeon pea (red gram/arhar/tur)	RF	4	1166.24					
271	Bidar	Bidar	SIRSI (A)	GP	Pigeon pea (red gram/arhar/tur)	RF	4	1096.43					
272	Bidar	Bidar	SRIMANDAL	GP	Pigeon pea (red gram/arhar/tur)	RF	4	1716.74					
273	Bidar	Bidar	YADLAPUR	GP	Pigeon pea (red gram/arhar/tur)	RF	4	1840.51					
274	Bidar	Bidar	YERNALLI	GP	Pigeon pea (red gram/arhar/tur)	RF	4	1704.77					
275	Bidar	Bidar	ALIYABAD	GP	Soybean (bhat)	RF	4	899.43					
276	Bidar	Bidar	ALIYEMBER	GP	Soybean (bhat)	RF	4	1258.83					
277	Bidar	Bidar	AMLAPUR	GP	Soybean (bhat)	RF	4	1407.87					
278	Bidar	Bidar	ANDUR	GP	Soybean (bhat)	RF	4	1244.42					
279	Bidar	Bidar	ASTOOR	GP	Soybean (bhat)	RF	4	933.16					
280	Bidar	Bidar	AURAD (S)	GP	Soybean (bhat)	RF	4	1419.88					

**Government of Karnataka**  
**Directorate of Economics and Statistics**  
**GP Level Average Yield data for Kharif season 2019-20**

S.N	District	Taluk	Insurance Unit (hobl/ GP)	GP/HO BLI	Crop	IRR_Rf	No_CGE Conducted	Average Yield(Kg/Ha)	Name_Of_Higher_Level	No_cce Conducted_Higher	Higher average Yield(Kg/Ha)	Neighbo uring Yield	Tech. based Yield
281	Bidar	Bidar	BAGDAL	GP	Soybean (bhat)	RF	4	1210.35					
282	Bidar	Bidar	BAROOR	GP	Soybean (bhat)	RF	4	1028.55					
283	Bidar	Bidar	Bidar (ULB)	GP	Soybean (bhat)	RF	4	1229.68					
284	Bidar	Bidar	CHAMBOL	GP	Soybean (bhat)	RF	4	1401.98					
285	Bidar	Bidar	CHATNALLI	GP	Soybean (bhat)	RF	4	1044.93					
286	Bidar	Bidar	CHILLARGI	GP	Soybean (bhat)	RF	4	1726.27					
287	Bidar	Bidar	CHIMKODE	GP	Soybean (bhat)	RF	4	1457.01					
288	Bidar	Bidar	CHITTA	GP	Soybean (bhat)	RF	4	904.08					
289	Bidar	Bidar	GADGI	GP	Soybean (bhat)	RF	4	1362.01					
290	Bidar	Bidar	HOKRANA (B)	GP	Soybean (bhat)	RF	4	1248.57					
291	Bidar	Bidar	JANWADA	GP	Soybean (bhat)	RF	4	1289.95					
292	Bidar	Bidar	KADWAD	GP	Soybean (bhat)	RF	4	1332.66					
293	Bidar	Bidar	KAMTHANA	GP	Soybean (bhat)	RF	4	1315.50					
294	Bidar	Bidar	KAPLAPUR(A)	GP	Soybean (bhat)	RF	4	1513.35					
295	Bidar	Bidar	KOLAR (K)	GP	Soybean (bhat)	RF	4	841.97					
296	Bidar	Bidar	MALEGAON	GP	Soybean (bhat)	RF	4	1186.44					
297	Bidar	Bidar	MALKAPUR	GP	Soybean (bhat)	RF	4	1487.14					
298	Bidar	Bidar	MANDAKNALLI	GP	Soybean (bhat)	RF	4	1109.21					
299	Bidar	Bidar	MANHALLI	GP	Soybean (bhat)	RF	4	1284.60					
300	Bidar	Bidar	MARKHAL	GP	Soybean (bhat)	RF	4	1280.12					

**Government of Karnataka**  
**Directorate of Economics and Statistics**  
**GP Level Average Yield data for Kharif season 2019-20**

S.N	District	Taluk	Insurance Unit (hobli/ GP)	GP/HO BLI	Crop	IRR RF	No_CCE Conducted	Average Yield(Kg/Ha)	Name_Of Higher Level	No_cce Conducted Higher	Higher average Yield(Kg/Ha)	Neighboring Yield	Tech. based Yield
301	Bidar	Bidar	MARKUNDA	GP	Soybean (bhat)	RF	4	1349.08					
302	Bidar	Bidar	NAGOOR	GP	Soybean (bhat)	RF	4	1578.86					
303	Bidar	Bidar	RANJOLKHENI	GP	Soybean (bhat)	RF	4	1333.19					
304	Bidar	Bidar	REKULGI	GP	Soybean (bhat)	RF	4	1323.89					
305	Bidar	Bidar	SANGOLGI	GP	Soybean (bhat)	RF	4	1064.58					
306	Bidar	Bidar	SINDOL	GP	Soybean (bhat)	RF	4	989.51					
307	Bidar	Bidar	SIRSI (A)	GP	Soybean (bhat)	RF	4	1193.25					
308	Bidar	Bidar	SRIMANDAL	GP	Soybean (bhat)	RF	4	1284.05					
309	Bidar	Bidar	YADLAPUR	GP	Soybean (bhat)	RF	4	1298.47					
310	Bidar	Bidar	YERNALLI	GP	Soybean (bhat)	RF	4	1378.39					
311	Bidar	Humnabad	BELKERA	GP	Pigeon pea (red gram/arhar/tur)	RF	4	1157.00					
312	Bidar	Humnabad	BEMALKHEDA	GP	Pigeon pea (red gram/arhar/tur)	RF	4	1529.10					
313	Bidar	Humnabad	BENCHINCHOLI	GP	Pigeon pea (red gram/arhar/tur)	RF	4	986.93					
314	Bidar	Humnabad	CHANDANHALLI	GP	Pigeon pea (red gram/arhar/tur)	RF	4	1224.08					
315	Bidar	Humnabad	CHANGLERA	GP	Pigeon pea (red gram/arhar/tur)	RF	4	1704.76					
316	Bidar	Humnabad	Chittaguppa (ULB)	GP	Pigeon pea (red gram/arhar/tur)	RF	4	1416.31					
317	Bidar	Humnabad	DAKULGI	GP	Pigeon pea (red gram/arhar/tur)	RF	4	1309.51					
318	Bidar	Humnabad	DHUMANSUR	GP	Pigeon pea (red gram/arhar/tur)	RF	4	1341.06					
319	Bidar	Humnabad	DUBALGUNDI	GP	Pigeon pea (red gram/arhar/tur)	RF	4	1668.83					
320	Bidar	Humnabad	GHATBORAL	GP	Pigeon pea (red gram/arhar/tur)	RF	4	912.84					

**Government of Karnataka**  
**Directorate of Economics and Statistics**  
**GP Level Average Yield data for Kharif season 2019-20**

S.N	District	Taluk	Insurance Unit (hobli/ GP)	GP/HO BLI	Crop	IRR- RF	No_CCE Conducted	Average Yield(Kg/Ha)	Name_Of_Higher_Level	No_cce Conducted_Higher	Higher average Yield(Kg/Ha)	Neighbo uring Yield	Tech. based Yield
321	Bidar	Humnabad	GHODWADI	GP	Pigeon pea (red gram/arhar/tur)	RF	4	826.28					
322	Bidar	Humnabad	HALLIKHED (B)	GP	Pigeon pea (red gram/arhar/tur)	RF	4	1928.34					
323	Bidar	Humnabad	HALLIKHED (K)	GP	Pigeon pea (red gram/arhar/tur)	RF	4	1569.02					
324	Bidar	Humnabad	HUDGI	GP	Pigeon pea (red gram/arhar/tur)	RF	4	1812.56					
325	Bidar	Humnabad	Humnabad (ULB)	GP	Pigeon pea (red gram/arhar/tur)	RF	4	1756.66					
326	Bidar	Humnabad	ITGA	GP	Pigeon pea (red gram/arhar/tur)	RF	4	1624.91					
327	Bidar	Humnabad	JALASANGI	GP	Pigeon pea (red gram/arhar/tur)	RF	4	1780.62					
328	Bidar	Humnabad	KALLUR	GP	Pigeon pea (red gram/arhar/tur)	RF	4	1648.87					
329	Bidar	Humnabad	KANKATTA	GP	Pigeon pea (red gram/arhar/tur)	RF	4	1525.11					
330	Bidar	Humnabad	KODAMBAL	GP	Pigeon pea (red gram/arhar/tur)	RF	4	1445.26					
331	Bidar	Humnabad	MADARGAON	GP	Pigeon pea (red gram/arhar/tur)	RF	4	1592.98					
332	Bidar	Humnabad	MANGALGI	GP	Pigeon pea (red gram/arhar/tur)	RF	4	1804.57					
333	Bidar	Humnabad	MANIKNAGAR	GP	Pigeon pea (red gram/arhar/tur)	RF	4	1692.79					
334	Bidar	Humnabad	MANNAEKHELLI	GP	Pigeon pea (red gram/arhar/tur)	RF	4	574.91					
335	Bidar	Humnabad	MEENKERA	GP	Pigeon pea (red gram/arhar/tur)	RF	4	1956.29					
336	Bidar	Humnabad	MUSTARI	GP	Pigeon pea (red gram/arhar/tur)	RF	4	950.60					
337	Bidar	Humnabad	MUTHANGI	GP	Pigeon pea (red gram/arhar/tur)	RF	4	971.16					
338	Bidar	Humnabad	NANDGAON	GP	Pigeon pea (red gram/arhar/tur)	RF	4	1624.57					
339	Bidar	Humnabad	NIRNA	GP	Pigeon pea (red gram/arhar/tur)	RF	4	1174.57					
340	Bidar	Humnabad	SEETALGERA	GP	Pigeon pea (red gram/arhar/tur)	RF	4	1477.20					

**Government of Karnataka**  
**Directorate of Economics and Statistics**  
**GP Level Average Yield data for Kharif season 2019-20**

S.N	District	Taluk	Insurance Unit (hobli/ GP)	GP/HO BLI	Crop	IRR RF	No_CCE Conducted	Average Yield(Kg/Ha)	Name_Of Higher Level	No_cce Conducted Higher	Higher average Yield(Kg/Ha)	Neighboring Yield	Tech. based Yield
341	Bidar	Humnabad	SHEDOL	GP	Pigeon pea (red gram/arhar/tur)	RF	4	2068.07					
342	Bidar	Humnabad	SINDHANKERA	GP	Pigeon pea (red gram/arhar/tur)	RF	4	1628.91					
343	Bidar	Humnabad	SULTANABAD	GP	Pigeon pea (red gram/arhar/tur)	RF	4	1768.64					
344	Bidar	Humnabad	TALMADGI	GP	Pigeon pea (red gram/arhar/tur)	RF	4	1520.31					
345	Bidar	Humnabad	UDABNALLI	GP	Pigeon pea (red gram/arhar/tur)	RF	4	1842.90					
346	Bidar	Humnabad	UDBAL	GP	Pigeon pea (red gram/arhar/tur)	RF	4	1164.59					
347	Bidar	Humnabad	BELKERA	GP	Soybean (bhat)	RF	4	890.98					
348	Bidar	Humnabad	BEMALKHEDA	GP	Soybean (bhat)	RF	4	1374.98					
349	Bidar	Humnabad	BENCHINCHOLI	GP	Soybean (bhat)	RF	4	1593.06					
350	Bidar	Humnabad	CHANDANHALLI	GP	Soybean (bhat)	RF	4	1336.47					
351	Bidar	Humnabad	CHANGLERA	GP	Soybean (bhat)	RF	4	1147.79					
352	Bidar	Humnabad	Chittaguppa (ULB)	GP	Soybean (bhat)	RF	4	1183.16					
353	Bidar	Humnabad	DAKULGI	GP	Soybean (bhat)	RF	4	1455.70					
354	Bidar	Humnabad	DHUMANSUR	GP	Soybean (bhat)	RF	4	1429.60					
355	Bidar	Humnabad	DUBALGUNDI	GP	Soybean (bhat)	RF	4	1559.21					
356	Bidar	Humnabad	GATBORAL	GP	Soybean (bhat)	RF	4	985.97					
357	Bidar	Humnabad	GHODWADI	GP	Soybean (bhat)	RF	4	1052.79					
358	Bidar	Humnabad	HALLIKHED (B)	GP	Soybean (bhat)	RF	4	1314.01					
359	Bidar	Humnabad	HALLIKHED (K)	GP	Soybean (bhat)	RF	4	1273.57					
360	Bidar	Humnabad	HUDGI	GP	Soybean (bhat)	RF	4	1199.54					



**Government of Karnataka**  
**Directorate of Economics and Statistics**  
**GP Level Average Yield data for Kharif season 2019-20**

S.N	District	Taluk	Insurance Unit (hobli/ GP)	GP/HO BLI	Crop	IRR RF	No CCE Conducted	Average Yield(Kg/Ha)	Name Of Higher Level	No cce Conducted Higher	Higher average Yield(Kg/Ha)	Neighboring Yield	Tech. based Yield
361	Bidar	Humnabad	Humnabad (ULB)	GP	Soybean (bhat)	RF	4	1494.67					
362	Bidar	Humnabad	ITGA	GP	Soybean (bhat)	RF	4	1406.24					
363	Bidar	Humnabad	JALASANGI	GP	Soybean (bhat)	RF	4	1260.47					
364	Bidar	Humnabad	KALLUR	GP	Soybean (bhat)	RF	4	1506.80					
365	Bidar	Humnabad	KANKATTA	GP	Soybean (bhat)	RF	4	930.94					
366	Bidar	Humnabad	KODAMBAL	GP	Soybean (bhat)	RF	4	1373.81					
367	Bidar	Humnabad	MADARGAON	GP	Soybean (bhat)	RF	4	1083.42					
368	Bidar	Humnabad	MANGALGI	GP	Soybean (bhat)	RF	4	1565.10					
369	Bidar	Humnabad	MANIKNAGAR	GP	Soybean (bhat)	RF	4	1237.43					
370	Bidar	Humnabad	MANNAEKHELLI	GP	Soybean (bhat)	RF	4	953.54					
371	Bidar	Humnabad	MEENKERA	GP	Soybean (bhat)	RF	4	877.87					
372	Bidar	Humnabad	MUSTARI	GP	Soybean (bhat)	RF	4	801.06					
373	Bidar	Humnabad	MUTHANGI	GP	Soybean (bhat)	RF	4	681.99					
374	Bidar	Humnabad	NANDGAON	GP	Soybean (bhat)	RF	4	1470.76					
375	Bidar	Humnabad	NIRNA	GP	Soybean (bhat)	RF	4	1357.04					
376	Bidar	Humnabad	SEETALGERA	GP	Soybean (bhat)	RF	4	1506.36					
377	Bidar	Humnabad	SHEDOL	GP	Soybean (bhat)	RF	4	1381.51					
378	Bidar	Humnabad	SINDHANKERA	GP	Soybean (bhat)	RF	4	1306.65					
379	Bidar	Humnabad	SULTANABAD	GP	Soybean (bhat)	RF	4	1437.84					
380	Bidar	Humnabad	TALMADGI	GP	Soybean (bhat)	RF	4	1267.68					

**Government of Karnataka**  
**Directorate of Economics and Statistics**  
**GP Level Average Yield data for Kharif season 2019-20**

S.N	District	Taluk	Insurance Unit (hobli/ GP)	GP/HO BLI	Crop	IRR_RF	No_CCE_Conducted	Average Yield(Kg/Ha)	Name_Of_Higher_Level	No_cce Conducted_Higher	Higher average Yield(Kg/Ha)	Neighboring Yield	Tech. based Yield
381	Bidar	Humnabad	UDABNALLI	GP	Soybean (bhat)	RF	4	1133.37					
382	Bidar	Humnabad	UDBAL	GP	Soybean (bhat)	RF	4	971.89					

  
Director

Directorate of Economics and Statistics

cb

**Government of Karnataka**  
**Directorate of Economics and Statistics**  
**GP Level Average Yield data for Kharif season 2019-20**

S.N	District	Taluk	Insurance Unit (hobli/ GP)	GP/HO BLI	Crop	IRR- RF	No_CCE Conducted	Average Yield(Kg/Ha)	Name_Of_Higher_Level	No_cce Conducted_Higher	Higher average Yield(Kg/Ha)	Neighbo uring Yield	Tech. based Yield
1	ChamarajNagar	ChamarajaNagara	AALORU	GP	Maize (Makka)	RF	4	3741.64					
2	ChamarajNagar	ChamarajaNagara	AMACHAVADI	GP	Maize (Makka)	RF	4	3452.33					
3	ChamarajNagar	ChamarajaNagara	ARAKALAVADI	GP	Maize (Makka)	RF	4	1872.65					
4	ChamarajNagar	ChamarajaNagara	ATTUGOOLIPURA	GP	Maize (Makka)	RF	4	2335.06					
5	ChamarajNagar	ChamarajaNagara	BAAGALI	GP	Maize (Makka)	RF	4	4397.01					
6	ChamarajNagar	ChamarajaNagara	BADANAGUPPE	GP	Maize (Makka)	RF	4	437.61					
7	ChamarajNagar	ChamarajaNagara	BHOGAPURA	GP	Maize (Makka)	RF	4	2023.62					
8	ChamarajNagar	ChamarajaNagara	BISALAVADI	GP	Maize (Makka)	RF			Hobli Level	31	3663.89		
9	ChamarajNagar	ChamarajaNagara	CHANDAKAVADI	GP	Maize (Makka)	RF			Hobli Level	49	3741.24		
10	ChamarajNagar	ChamarajaNagara	DEMAHALLI	GP	Maize (Makka)	RF	4	5131.34					
11	ChamarajNagar	ChamarajaNagara	DODDAMOLE	GP	Maize (Makka)	RF			Hobli Level	80	3456.29		
12	ChamarajNagar	ChamarajaNagara	GOOLIPURA	GP	Maize (Makka)	RF			Hobli Level	34	3358.14		
13	ChamarajNagar	ChamarajaNagara	HARADANAHALLI	GP	Maize (Makka)	RF	4	3138.48					
14	ChamarajNagar	ChamarajaNagara	HARAVE	GP	Maize (Makka)	RF			Hobli Level	12	1794.92		
15	ChamarajNagar	ChamarajaNagara	HEBBASOORU	GP	Maize (Makka)	RF	4	3344.76					
16	ChamarajNagar	ChamarajaNagara	HEGGOTAARA	GP	Maize (Makka)	RF	4	3524.92					
17	ChamarajNagar	ChamarajaNagara	HONGANOORU	GP	Maize (Makka)	RF	4	2396.95					
18	ChamarajNagar	ChamarajaNagara	HONNAHALLI	GP	Maize (Makka)	RF	4	4144.26					
19	ChamarajNagar	ChamarajaNagara	IRASAVADI	GP	Maize (Makka)	RF			Hobli Level	34	3358.14		
20	ChamarajNagar	ChamarajaNagara	JYOTHIGOWDANAPURA	GP	Maize (Makka)	RF	4	8302.10					

**Government of Karnataka**  
**Directorate of Economics and Statistics**  
**GP Level Average Yield data for Kharif season 2019-20**

S.N	District	Taluk	Insurance Unit (hobli/ GP)	GP/HO BLI	Crop	IRR- RF	No_CCE Conducted	Average Yield(Kg/Ha)	Name_Of_Higher_Level	No_cce Conducted_Higher	Higher average Yield(Kg/Ha)	Neighbo uring Yield	Tech. based Yield
21	ChamarajNagar	ChamarajaNagara	KAGALAVADI	GP	Maize (Makka)	RF			Hobli Level	61	3666.88		
22	ChamarajNagar	ChamarajaNagara	KEMAPANAPURA	GP	Maize (Makka)	RF			Hobli Level	34	3358.14		
23	ChamarajNagar	ChamarajaNagara	KOODLOORU;	GP	Maize (Makka)	RF	4	1049.64					
24	ChamarajNagar	ChamarajaNagara	KOTHALAVADI	GP	Maize (Makka)	RF	4	2091.19					
25	ChamarajNagar	ChamarajaNagara	MADAPURA	GP	Maize (Makka)	RF	4	4566.73					
26	ChamarajNagar	ChamarajaNagara	MANGALA	GP	Maize (Makka)	RF	4	3447.73					
27	ChamarajNagar	ChamarajaNagara	MASANAPURA	GP	Maize (Makka)	RF	4	2524.88					
28	ChamarajNagar	ChamarajaNagara	NAGAVALLI	GP	Maize (Makka)	RF	4	3809.53					
29	ChamarajNagar	ChamarajaNagara	NANJEDEVANAPURA	GP	Maize (Makka)	RF	4	2235.06					
30	ChamarajNagar	ChamarajaNagara	NAVILOORU	GP	Maize (Makka)	RF	4	2511.83					
31	ChamarajNagar	ChamarajaNagara	PUNAJANOORU	GP	Maize (Makka)	RF	4	5172.75					
32	ChamarajNagar	ChamarajaNagara	SAGADE	GP	Maize (Makka)	RF	4	1058.52					
33	ChamarajNagar	ChamarajaNagara	SANTHEMARAHALLI	GP	Maize (Makka)	RF	4	3718.66					
34	ChamarajNagar	ChamarajaNagara	SHIVAPURA	GP	Maize (Makka)	RF			Hobli Level	22	2574.99		
35	ChamarajNagar	ChamarajaNagara	UMMATHOORU	GP	Maize (Makka)	RF	4	3258.59					
36	ChamarajNagar	ChamarajaNagara	VENKATAIAHANACHATHARA	GP	Maize (Makka)	RF	4	4574.82					
37	ChamarajNagar	ChamarajaNagara	YERAGANAHALLI	GP	Maize (Makka)	RF	4	4697.28					
38	ChamarajNagar	Gundlupet	AGATHAGOWDANAHALLI	GP	Sorghum (Jowar/Great Sorghum)	RF			Hobli Level	60	669.46		
39	ChamarajNagar	Gundlupet	ALATHUR	GP	Sorghum (Jowar/Great Sorghum)	RF	4	1184.69					
40	ChamarajNagar	Gundlupet	ANNUR	GP	Sorghum (Jowar/Great Sorghum)	RF	4	2939.49					

cb

**Government of Karnataka**  
**Directorate of Economics and Statistics**  
**GP Level Average Yield data for Kharif season 2019-20**

S.N	District	Taluk	Insurance Unit (hobli/ GP)	GP/HO BLI	Crop	IRR- RF	No_CCE Conducted	Average Yield(Kg/Ha)	Name_Of_Higher_Level	No_cce Conducted_Higher	Higher average Yield(Kg/Ha)	Neighbo uring Yield	Tech- based Yield
41	ChamarajNagar	Gundlupet	BACHAHALLI	GP	Sorghum (Jowar/Great millets)	RF	4	1515.30					
42	ChamarajNagar	Gundlupet	BALACHAVADI	GP	Sorghum (Jowar/Great millets)	RF	4	422.44					
43	ChamarajNagar	Gundlupet	BANNITALAPURA	GP	Sorghum (Jowar/Great millets)	RF	4	1090.55					
44	ChamarajNagar	Gundlupet	BARAGI	GP	Sorghum (Jowar/Great millets)	RF	4	1437.24					
45	ChamarajNagar	Gundlupet	BEGUR	GP	Sorghum (Jowar/Great millets)	RF	4	578.57					
46	ChamarajNagar	Gundlupet	BERAMBADI	GP	Sorghum (Jowar/Great millets)	RF			Hobli Level	17	1684.00		
47	ChamarajNagar	Gundlupet	BHIMANABEEDU	GP	Sorghum (Jowar/Great millets)	RF			Hobli Level	26	1604.42		
48	ChamarajNagar	Gundlupet	BOMMALAPURA	GP	Sorghum (Jowar/Great millets)	RF	4	757.65					
49	ChamarajNagar	Gundlupet	BOMMANAHALLI	GP	Sorghum (Jowar/Great millets)	RF			Hobli Level	27	798.39		
50	ChamarajNagar	Gundlupet	CHIKKATI	GP	Sorghum (Jowar/Great millets)	RF	4	615.30					
51	ChamarajNagar	Gundlupet	HANGALA	GP	Sorghum (Jowar/Great millets)	RF			Hobli Level	17	1684.00		
52	ChamarajNagar	Gundlupet	HOREYALA	GP	Sorghum (Jowar/Great millets)	RF	4	647.44					
53	ChamarajNagar	Gundlupet	HUNDIPURA	GP	Sorghum (Jowar/Great millets)	RF	4	624.49					
54	ChamarajNagar	Gundlupet	KABBALLI	GP	Sorghum (Jowar/Great millets)	RF	4	532.65					
55	ChamarajNagar	Gundlupet	KANNEGALA	GP	Sorghum (Jowar/Great millets)	RF	4	3583.90					
56	ChamarajNagar	Gundlupet	KELASUR	GP	Sorghum (Jowar/Great millets)	RF	4	1046.93					
57	ChamarajNagar	Gundlupet	KODASOGE	GP	Sorghum (Jowar/Great millets)	RF	4	390.30					
58	ChamarajNagar	Gundlupet	KOOTHANOORU	GP	Sorghum (Jowar/Great millets)	RF	4	731.48					
59	ChamarajNagar	Gundlupet	KOTEKERE	GP	Sorghum (Jowar/Great millets)	RF			Hobli Level	34	535.89		
60	ChamarajNagar	Gundlupet	MANGALA	GP	Sorghum (Jowar/Great millets)	RF			Hobli Level	17	1684.00		

**Government of Karnataka**  
**Directorate of Economics and Statistics**  
**GP Level Average Yield data for Kharif season 2019-20**

S N	District	Taluk	Insurance Unit (hobli/ GP)	GP/HO BLI	Crop	IRR RF	No_CCE Conducted	Average Yield(Kg/Ha)	Name_Of_Higher_Level	No_cce Conducted_Higher	Higher average Yield(Kg/Ha)	Neighbo uring Yield	Tech based Yield
61	ChamarajNagar	Gundlupet	MOOKHAHALLI	GP	Sorghum (Jowar/Great)	RF	4	1065.30					
62	ChamarajNagar	Gundlupet	NENEKATTE	GP	Sorghum (Jowar/Great)	RF			Hobli Level	26	1604.42		
63	ChamarajNagar	Gundlupet	NITRE	GP	Sorghum (Jowar/Great)	RF	4	234.18					
64	ChamarajNagar	Gundlupet	PADAGURU	GP	Sorghum (Jowar/Great)	RF	4	509.69					
65	ChamarajNagar	Gundlupet	PUTTANAPURA	GP	Sorghum (Jowar/Great)	RF			Hobli Level	43	1670.74		
66	ChamarajNagar	Gundlupet	RAGHAVAPURA	GP	Sorghum (Jowar/Great)	RF	4	234.18					
67	ChamarajNagar	Gundlupet	SHINDANAPURA	GP	Sorghum (Jowar/Great)	RF			Hobli Level	26	1604.42		
68	ChamarajNagar	Gundlupet	SHIVAPURA	GP	Sorghum (Jowar/Great)	RF			Hobli Level	17	1684.00		
69	ChamarajNagar	Gundlupet	SOMAHALLI	GP	Sorghum (Jowar/Great)	RF	4	344.39					
70	ChamarajNagar	Gundlupet	TERAKANAMBHI	GP	Sorghum (Jowar/Great)	RF			Hobli Level	27	798.39		
71	ChamarajNagar	Gundlupet	VADDAGERE	GP	Sorghum (Jowar/Great)	RF	4	730.56					
72	ChamarajNagar	Gundlupet	AGATHAGOWDANAHAL LI	GP	SUNFLOWER	RF			Hobli Level	55	676.46		
73	ChamarajNagar	Gundlupet	ALATHUR	GP	SUNFLOWER	RF	4	1150.41					
74	ChamarajNagar	Gundlupet	ANNUR	GP	SUNFLOWER	RF	4	967.57					
75	ChamarajNagar	Gundlupet	BACHAHALLI	GP	SUNFLOWER	RF	4	869.23					
76	ChamarajNagar	Gundlupet	BALACHAVADI	GP	SUNFLOWER	RF	4	643.98					
77	ChamarajNagar	Gundlupet	BANNITALAPURA	GP	SUNFLOWER	RF	4	237.34					
78	ChamarajNagar	Gundlupet	BARAGI	GP	SUNFLOWER	RF	4	1334.83					
79	ChamarajNagar	Gundlupet	BEGUR	GP	SUNFLOWER	RF	4	498.86					
80	ChamarajNagar	Gundlupet	BERAMBADI	GP	SUNFLOWER	RF			Hobli Level	21	958.16		

**Government of Karnataka**  
**Directorate of Economics and Statistics**  
**GP Level Average Yield data for Kharif season 2019-20**

S.N	District	Taluk	Insurance Unit (hobli/ GP)	GP/HO BLI	Crop	IRR- RF	No_CCE Conducted	Average Yield(Kg/Ha)	Name_Of_Higher_Level	No_cce Conducted_Higher	Higher average Yield(Kg/Ha)	Neighbo uring Yield	Tech. based Yield
81	ChamarajNagar	Gundlupet	BHIMANABEEDU	GP	SUNFLOWER	RF	4	914.58					
82	ChamarajNagar	Gundlupet	BOMMALAPURA	GP	SUNFLOWER	RF			Hobli Level	21	958.16		
83	ChamarajNagar	Gundlupet	BOMMANAHALLI	GP	SUNFLOWER	RF			Hobli Level	29	745.11		
84	ChamarajNagar	Gundlupet	CHIKKATI	GP	SUNFLOWER	RF			Hobli Level	29	661.92		
85	ChamarajNagar	Gundlupet	HANGALA	GP	SUNFLOWER	RF			Hobli Level	21	958.16		
86	ChamarajNagar	Gundlupet	HOREYALA	GP	SUNFLOWER	RF			Hobli Level	29	661.92		
87	ChamarajNagar	Gundlupet	HUNDIPURA	GP	SUNFLOWER	RF	4	1077.84					
88	ChamarajNagar	Gundlupet	KABBALLI	GP	SUNFLOWER	RF	4	719.57					
89	ChamarajNagar	Gundlupet	KANNEGALA	GP	SUNFLOWER	RF	4	1209.96					
90	ChamarajNagar	Gundlupet	KELASUR	GP	SUNFLOWER	RF	4	988.65					
91	ChamarajNagar	Gundlupet	KODASOGE	GP	SUNFLOWER	RF	4	792.13					
92	ChamarajNagar	Gundlupet	KOOTHANOORU	GP	SUNFLOWER	RF	4	598.63					
93	ChamarajNagar	Gundlupet	KOTEKERE	GP	SUNFLOWER	RF			Hobli Level	29	661.92		
94	ChamarajNagar	Gundlupet	MANGALA	GP	SUNFLOWER	RF			Hobli Level	21	958.16		
95	ChamarajNagar	Gundlupet	MOOKHAHALLI	GP	SUNFLOWER	RF	4	685.56					
96	ChamarajNagar	Gundlupet	NENEKATTE	GP	SUNFLOWER	RF			Hobli Level	26	778.30		
97	ChamarajNagar	Gundlupet	NITRE	GP	SUNFLOWER	RF	4	544.21					
98	ChamarajNagar	Gundlupet	PADAGURU	GP	SUNFLOWER	RF	4	1006.79					
99	ChamarajNagar	Gundlupet	PUTTANAPURA	GP	SUNFLOWER	RF			Hobli Level	47	928.18		
100	ChamarajNagar	Gundlupet	RAGHAVAPURA	GP	SUNFLOWER	RF	4	450.49					

**Government of Karnataka**  
**Directorate of Economics and Statistics**  
**GP Level Average Yield data for Kharif season 2019-20**

S.N	District	Taluk	Insurance Unit (hobli/ GP)	GP/HO BLI	Crop	IRR RF	No_GCE Conducted	Average Yield(Kg/Ha)	Name_Of Higher Level	No_cce Conducted Higher	Higher average Yield(Kg/Ha)	Neighbo uring Yield	Tech based Yield
101	ChamarajNagar	Gundlupet	SHINDANAPURA	GP	SUNFLOWER	RF			Hobli Level	26	778.30		
102	ChamarajNagar	Gundlupet	SHIVAPURA	GP	SUNFLOWER	RF			Hobli Level	21	958.16		
103	ChamarajNagar	Gundlupet	SOMAHALLI	GP	SUNFLOWER	RF	4	689.34					
104	ChamarajNagar	Gundlupet	TERAKANAMBHI	GP	SUNFLOWER	RF	4	1052.15					
105	ChamarajNagar	Gundlupet	VADDAGERE	GP	SUNFLOWER	RF	4	283.45					
106	ChamarajNagar	Kollegala	AJJIPURA	GP	Maize (Makka)	RF	4	6227.35					
107	ChamarajNagar	Kollegala	BAILOORU	GP	Maize (Makka)	RF	4	7191.25					
108	ChamarajNagar	Kollegala	BANDALLI	GP	Maize (Makka)	RF	4	4370.90					
109	ChamarajNagar	Kollegala	CHIKKALLURU	GP	Maize (Makka)	RF	4	5253.43					
110	ChamarajNagar	Kollegala	CHIKKAMAALAPURA	GP	Maize (Makka)	RF	4	4229.90					
111	ChamarajNagar	Kollegala	DHANAGERE	GP	Maize (Makka)	RF	4	5916.64					
112	ChamarajNagar	Kollegala	DINNALLI	GP	Maize (Makka)	RF	4	6198.63					
113	ChamarajNagar	Kollegala	DODDINDUVADI	GP	Maize (Makka)	RF	4	5974.08					
114	ChamarajNagar	Kollegala	ELLEMAALA	GP	Maize (Makka)	RF	4	6825.29					
115	ChamarajNagar	Kollegala	GOPINAATHAM	GP	Maize (Makka)	RF			Hobli Level	32	5921.91		
116	ChamarajNagar	Kollegala	Hannur(ULB)	GP	Maize (Makka)	RF	4	3347.37					
117	ChamarajNagar	Kollegala	HARALE	GP	Maize (Makka)	RF			Hobli Level	4	5710.37		
118	ChamarajNagar	Kollegala	HOOGYAM	GP	Maize (Makka)	RF	4	4125.46					
119	ChamarajNagar	Kollegala	HUTHTHURU	GP	Maize (Makka)	RF	4	5365.97					
120	ChamarajNagar	Kollegala	KANNURU	GP	Maize (Makka)	RF	4	6185.58					



**Government of Karnataka**  
**Directorate of Economics and Statistics**  
**GP Level Average Yield data for Kharif season 2019-20**

S.N	District	Taluk	Insurance Unit (hobli/ GP)	GP/HO BLI	Crop	IRR- RF	No_CCE Conducted	Average Yield(Kg/Ha)	Name_Of_Higher_Level	No_cce Conducted_Higher	Higher average Yield(Kg/Ha)	Neighboring Yield	Tech-based Yield
121	ChamarajNagar	Kollegala	KONGARAHALLI	GP	Maize (Makka)	RF	4	7321.39					
122	ChamarajNagar	Kollegala	KOUDALLI	GP	Maize (Makka)	RF	4	6485.85					
123	ChamarajNagar	Kollegala	KUNAGALLI	GP	Maize (Makka)	RF	4	5710.37					
124	ChamarajNagar	Kollegala	KUNTHOORU	GP	Maize (Makka)	RF			Hobli Level	4	5710.37		
125	ChamarajNagar	Kollegala	KURATTIHOSOORU	GP	Maize (Makka)	RF	4	4193.35					
126	ChamarajNagar	Kollegala	LOKKANAHALLI	GP	Maize (Makka)	RF	4	6637.29					
127	ChamarajNagar	Kollegala	M.M.HILLS	GP	Maize (Makka)	RF	4	6073.31					
128	ChamarajNagar	Kollegala	MAARTALLI	GP	Maize (Makka)	RF	4	6744.34					
129	ChamarajNagar	Kollegala	MADHUVINAHALLI	GP	Maize (Makka)	RF	4	4207.34					
130	ChamarajNagar	Kollegala	MANAGALLI	GP	Maize (Makka)	RF	4	5519.76					
131	ChamarajNagar	Kollegala	MANGALA	GP	Maize (Makka)	RF	4	5081.10					
132	ChamarajNagar	Kollegala	MINYAM	GP	Maize (Makka)	RF	4	5692.09					
133	ChamarajNagar	Kollegala	P.G.PAALYA	GP	Maize (Makka)	RF	4	7222.17					
134	ChamarajNagar	Kollegala	PAALYA	GP	Maize (Makka)	RF	4	1827.74					
135	ChamarajNagar	Kollegala	PONNACHI	GP	Maize (Makka)	RF	4	6325.64					
136	ChamarajNagar	Kollegala	RAAMAPURA	GP	Maize (Makka)	RF	4	4549.76					
137	ChamarajNagar	Kollegala	SATTEGAALA	GP	Maize (Makka)	RF	4	3655.68					
138	ChamarajNagar	Kollegala	SHAAGYA	GP	Maize (Makka)	RF	4	5511.41					
139	ChamarajNagar	Kollegala	SIDDAIANAPURA	GP	Maize (Makka)	RF			Hobli Level	4	5710.37		
140	ChamarajNagar	Kollegala	SINGANALLURU	GP	Maize (Makka)	RF	4	6120.30					

cb

**Government of Karnataka**  
**Directorate of Economics and Statistics**  
**GP Level Average Yield data for Kharif season 2019-20**

S.N	District	Taluk	Insurance Unit (hobli/ GP)	GP/HO BLI	Crop	IRR- RF	No_CCE Conducted	Average Yield(Kg/Ha)	Name_Of_Higher_Level	No_cce Conducted_Higher	Higher average Yield(Kg/Ha)	Neighbo uring Yield	Tech- based Yield
141	ChamarajNagar	Kollegala	SOOLERIPAALYA	GP	Maize (Makka)	RF	4	6804.40					
142	ChamarajNagar	Kollegala	TAGARAPURA	GP	Maize (Makka)	RF			Hobli Level	4	5710.37		
143	ChamarajNagar	Kollegala	THELLANURU	GP	Maize (Makka)	RF	4	4955.77					
144	ChamarajNagar	Kollegala	AJJIPURA	GP	RAGI	RF	4	1827.51					
145	ChamarajNagar	Kollegala	BANDALLI	GP	RAGI	RF	4	3296.50					
146	ChamarajNagar	Kollegala	CHIKKALLURU	GP	RAGI	RF	4	2026.70					
147	ChamarajNagar	Kollegala	CHIKKAMAALAPURA	GP	RAGI	RF	4	4730.62					
148	ChamarajNagar	Kollegala	DHANAGERE	GP	RAGI	RF	4	2614.29					
149	ChamarajNagar	Kollegala	DINNALLI	GP	RAGI	RF	4	2435.62					
150	ChamarajNagar	Kollegala	DODDINDUVADI	GP	RAGI	RF	4	1991.84					
151	ChamarajNagar	Kollegala	ELLEMAALA	GP	RAGI	RF	4	1857.39					
152	ChamarajNagar	Kollegala	GOPINAATHAM	GP	RAGI	RF			Hobli Level	28	2755.48		
153	ChamarajNagar	Kollegala	Hannur(ULB)	GP	RAGI	RF	4	2509.72					
154	ChamarajNagar	Kollegala	HARALE	GP	RAGI	RF			Hobli Level	6	1876.31		
155	ChamarajNagar	Kollegala	HOOGYAM	GP	RAGI	RF	4	2320.49					
156	ChamarajNagar	Kollegala	HUTHTHURU	GP	RAGI	RF	4	3889.07					
157	ChamarajNagar	Kollegala	KANNURU	GP	RAGI	RF			Hobli Level	27	2362.29		
158	ChamarajNagar	Kollegala	KONGARAHALLI	GP	RAGI	RF	4	2452.45					
159	ChamarajNagar	Kollegala	KOUDALLI	GP	RAGI	RF	4	2661.59					
160	ChamarajNagar	Kollegala	KUNAGALLI	GP	RAGI	RF	4	1738.88					

**Government of Karnataka**  
**Directorate of Economics and Statistics**  
**GP Level Average Yield data for Kharif season 2019-20**

S.N	District	Taluk	Insurance Unit (hobli/ GP)	GP/HO BLI	Crop	RR RF	No CCE Conducted	Average Yield(Kg/Ha)	Name Of Higher Level	No cce Conducted Higher	Higher average Yield(Kg/Ha)	Neighboring Yield	Tech. based Yield
161	ChamarajNagar	Kollegala	KUNTHOORU	GP	RAGI	RF			Hobli Level	6	1876.31		
162	ChamarajNagar	Kollegala	KURATTIHOSOORU	GP	RAGI	RF	4	2454.94					
163	ChamarajNagar	Kollegala	LOKKANAHALLI	GP	RAGI	RF	4	2086.45					
164	ChamarajNagar	Kollegala	MAARTALLI	GP	RAGI	RF	4	1937.07					
165	ChamarajNagar	Kollegala	MADHUVINAHALLI	GP	RAGI	RF	4	2841.96					
166	ChamarajNagar	Kollegala	MANAGALLI	GP	RAGI	RF	4	3093.05					
167	ChamarajNagar	Kollegala	MANGALA	GP	RAGI	RF	4	2093.42					
168	ChamarajNagar	Kollegala	MINYAM	GP	RAGI	RF	4	2449.97					
169	ChamarajNagar	Kollegala	MULLURU	GP	RAGI	RF			Hobli Level	6	1876.31		
170	ChamarajNagar	Kollegala	P.G.PAALYA	GP	RAGI	RF	4	1932.09					
171	ChamarajNagar	Kollegala	PAALYA	GP	RAGI	RF	4	687.18					
172	ChamarajNagar	Kollegala	PONNACHI	GP	RAGI	RF	4	6028.56					
173	ChamarajNagar	Kollegala	RAAMAPURA	GP	RAGI	RF	4	1611.90					
174	ChamarajNagar	Kollegala	SATTEGAALA	GP	RAGI	RF	4	1832.49					
175	ChamarajNagar	Kollegala	SHAAGYA	GP	RAGI	RF	4	1606.42					
176	ChamarajNagar	Kollegala	SIDDAIANAPURA	GP	RAGI	RF			Hobli Level	6	1876.31		
177	ChamarajNagar	Kollegala	SINGANALLURU	GP	RAGI	RF	4	2365.31					
178	ChamarajNagar	Kollegala	SOOLERIPAALYA	GP	RAGI	RF	4	2158.66					
179	ChamarajNagar	Kollegala	TAGARAPURA	GP	RAGI	RF			Hobli Level	6	1876.31		
180	ChamarajNagar	Kollegala	THELLANURU	GP	RAGI	RF	4	1488.90					

**Government of Karnataka**  
**Directorate of Economics and Statistics**  
**GP Level Average Yield data for Kharif season 2019-20**

S.N	District	Taluk	Insurance Unit (hobli/ GP)	GP/HO BLI	Crop	IRR_RF	No_CCE_Conducted	Average Yield(Kg/Ha)	Name_Of_Higher_Level	No_cce_Conducted_Higher	Higher average Yield(Kg/Ha)	Neighboring Yield	Tech. based Yield
181	ChamarajNagar	Kollegala	THIMMARAAJIPURA	GP	RAGI	RF			Hobli Level	6	1876.31		
182	ChamarajNagar	Yalandur	AGARA	GP	PADDY	IRR			Hobli Level	21	6151.14		
183	ChamarajNagar	Yalandur	AMBALE	GP	PADDY	IRR	4	6255.91					
184	ChamarajNagar	Yalandur	DUGGAHATTI	GP	PADDY	IRR	4	5919.76					
185	ChamarajNagar	Yalandur	GOWDAHALLI	GP	PADDY	IRR	4	6140.85					
186	ChamarajNagar	Yalandur	GUMBALLI	GP	PADDY	IRR	4	5199.43					
187	ChamarajNagar	Yalandur	HONNOORU	GP	PADDY	IRR	4	5950.61					
188	ChamarajNagar	Yalandur	KESTHOORU	GP	PADDY	IRR	4	5438.83					
189	ChamarajNagar	Yalandur	MADDOORU	GP	PADDY	IRR	4	7008.40					
190	ChamarajNagar	Yalandur	MAMBALLI	GP	PADDY	IRR	4	6984.96					
191	ChamarajNagar	Yalandur	YERAGAMBALLI	GP	PADDY	IRR	4	4186.48					
192	ChamarajNagar	Yalandur	YERIYOORU	GP	PADDY	IRR	4	6330.43					

Director

Directorate of Economics and Statistics

**Government of Karnataka**  
**Directorate of Economics and Statistics**  
**GP Level Average Yield data for Kharif season 2019-20**

S.N	District	Taluk	Insurance Unit (hobli/ GP)	GP/HO BLI	Crop	IRR RF	No_CCE Conducted	Average Yield(Kg/Ha)	Name_Of_Higher_Level	No_cce Conducted_Higher	Higher average Yield(Kg/Ha)	Neighbo uring Yield	Tech. based Yield
1	Chikkaballapur	Bagepalli	BILLUR	GP	GROUNDNUT	RF	8	1029.56					
2	Chikkaballapur	Bagepalli	CHAKAVELU	GP	GROUNDNUT	RF	8	614.50					
3	Chikkaballapur	Bagepalli	CHELUR	GP	GROUNDNUT	RF	8	769.75					
4	Chikkaballapur	Bagepalli	DEVARAGUDIPALLI	GP	GROUNDNUT	RF	8	1314.99					
5	Chikkaballapur	Bagepalli	GANTUMVARIPALLI	GP	GROUNDNUT	RF	8	1160.39					
6	Chikkaballapur	Bagepalli	GORTHAPALLI	GP	GROUNDNUT	RF	8	982.13					
7	Chikkaballapur	Bagepalli	GULUR	GP	GROUNDNUT	RF	8	1041.42					
8	Chikkaballapur	Bagepalli	JOOLAPALYA	GP	GROUNDNUT	RF	8	1519.83					
9	Chikkaballapur	Bagepalli	KANAGAMAKALAPALLI	GP	GROUNDNUT	RF	8	1336.81					
10	Chikkaballapur	Bagepalli	KOTHAKOTE	GP	GROUNDNUT	RF	8	946.55					
11	Chikkaballapur	Bagepalli	MARGANUKUNTE	GP	GROUNDNUT	RF	8	1123.36					
12	Chikkaballapur	Bagepalli	MITTEMARI	GP	GROUNDNUT	RF	8	1704.22					
13	Chikkaballapur	Bagepalli	NALLAGUTLAPALLI	GP	GROUNDNUT	RF	8	890.49					
14	Chikkaballapur	Bagepalli	NALLAPAREDDYPALLI	GP	GROUNDNUT	RF	8	1069.45					
15	Chikkaballapur	Bagepalli	NAREMUDEPALLI	GP	GROUNDNUT	RF	8	1023.26					
16	Chikkaballapur	Bagepalli	PALYAKERE	GP	GROUNDNUT	RF	8	890.49					
17	Chikkaballapur	Bagepalli	PARAGODU	GP	GROUNDNUT	RF			Hobli Level	26	1123.89		
18	Chikkaballapur	Bagepalli	PATHAPALYA	GP	GROUNDNUT	RF	8	960.50					
19	Chikkaballapur	Bagepalli	PULIGALLU	GP	GROUNDNUT	RF	8	887.26					
20	Chikkaballapur	Bagepalli	RACHERAVU	GP	GROUNDNUT	RF	8	725.52					

**Government of Karnataka**  
**Directorate of Economics and Statistics**  
**GP Level Average Yield data for Kharif season 2019-20**

S.N	District	Taluk	Insurance Unit (hobli/ GP)	GP/HO BLI	Crop	IRR RF	No_CCE Conducted	Average Yield(Kg/Ha)	Name_Of Higher Level	No_cce Conducted Higher	Higher average Yield(Kg/Ha)	Neighboring Yield	Tech-based Yield
21	Chikkaballapur	Bagepalli	SOMANATHAPUR	GP	GROUNDNUT	RF	8	1039.68					
22	Chikkaballapur	Bagepalli	THIMAMAPALLI	GP	GROUNDNUT	RF	8	948.71					
23	Chikkaballapur	Bagepalli	THOLLAPALLI	GP	GROUNDNUT	RF	8	861.50					
24	Chikkaballapur	Bagepalli	YELLAMPALLI	GP	GROUNDNUT	RF	8	985.36					
25	Chikkaballapur	Bagepalli	BILLUR	GP	Maize (Makka)	RF	4	3216.82					
26	Chikkaballapur	Bagepalli	CHAKAVELU	GP	Maize (Makka)	RF	4	1644.97					
27	Chikkaballapur	Bagepalli	CHELUR	GP	Maize (Makka)	RF	4	2240.28					
28	Chikkaballapur	Bagepalli	DEVARAGUDIPALLI	GP	Maize (Makka)	RF	4	2839.67					
29	Chikkaballapur	Bagepalli	GANTUMVARIPALLI	GP	Maize (Makka)	RF	4	2083.62					
30	Chikkaballapur	Bagepalli	GORTHAPALLI	GP	Maize (Makka)	RF	4	2062.73					
31	Chikkaballapur	Bagepalli	GULUR	GP	Maize (Makka)	RF	4	1825.12					
32	Chikkaballapur	Bagepalli	JOOLAPALYA	GP	Maize (Makka)	RF	4	2728.55					
33	Chikkaballapur	Bagepalli	KANAGAMAKALAPALLI	GP	Maize (Makka)	RF	4	3225.52					
34	Chikkaballapur	Bagepalli	KOTHAKOTE	GP	Maize (Makka)	RF	4	2825.16					
35	Chikkaballapur	Bagepalli	MARGANUKUNTE	GP	Maize (Makka)	RF	4	1942.62					
36	Chikkaballapur	Bagepalli	MITTEMARI	GP	Maize (Makka)	RF	4	4213.97					
37	Chikkaballapur	Bagepalli	NALLAGUTLAPALLI	GP	Maize (Makka)	RF	4	1984.40					
38	Chikkaballapur	Bagepalli	NALLAPAREDDYPALLI	GP	Maize (Makka)	RF	4	2396.94					
39	Chikkaballapur	Bagepalli	NAREMUDEPALLI	GP	Maize (Makka)	RF	4	2067.95					
40	Chikkaballapur	Bagepalli	PALYAKERE	GP	Maize (Makka)	RF	4	2250.73					

**Government of Karnataka**  
**Directorate of Economics and Statistics**  
**GP Level Average Yield data for Kharif season 2019-20**

S.N	District	Taluk	Insurance Unit (hobli/ GP)	GP/HO BLI	Crop	IRR RF	No_CCE Conducted	Average Yield(Kg/Ha)	Name Of Higher Level	No_cce Conducted Higher	Higher average Yield(Kg/Ha)	Neighboring Yield	Tech. based Yield
41	Chikkaballapur	Bagepalli	PARAGODU	GP	Maize (Makka)	RF	4	1718.07					
42	Chikkaballapur	Bagepalli	PATHAPALYA	GP	Maize (Makka)	RF	4	4684.23					
43	Chikkaballapur	Bagepalli	POLINAYAKANAPALLI	GP	Maize (Makka)	RF	4	3766.70					
44	Chikkaballapur	Bagepalli	PULIGALLU	GP	Maize (Makka)	RF	4	1997.45					
45	Chikkaballapur	Bagepalli	RACHERAVU	GP	Maize (Makka)	RF	4	1864.29					
46	Chikkaballapur	Bagepalli	SOMANATHAPUR	GP	Maize (Makka)	RF	4	1942.62					
47	Chikkaballapur	Bagepalli	THIMAMAPALLI	GP	Maize (Makka)	RF	4	2193.28					
48	Chikkaballapur	Bagepalli	THOLLAPALLI	GP	Maize (Makka)	RF	4	2203.73					
49	Chikkaballapur	Bagepalli	YELLAMPALLI	GP	Maize (Makka)	RF	4	2490.94					
50	Chikkaballapur	Chikkaballapur	ADDAGALLU	GP	RAGI	RF	4	2285.64					
51	Chikkaballapur	Chikkaballapur	AGALAGURKI	GP	RAGI	RF	4	1648.25					
52	Chikkaballapur	Chikkaballapur	AJIWARA	GP	RAGI	RF	4	1792.66					
53	Chikkaballapur	Chikkaballapur	ANGAREKANAHALLI	GP	RAGI	RF	4	2390.21					
54	Chikkaballapur	Chikkaballapur	ARUURU	GP	RAGI	RF	4	1959.47					
55	Chikkaballapur	Chikkaballapur	AVAGURKI	GP	RAGI	RF	4	1483.92					
56	Chikkaballapur	Chikkaballapur	DIBBURU	GP	RAGI	RF	4	1533.72					
57	Chikkaballapur	Chikkaballapur	DODDAMARALI	GP	RAGI	RF	4	1593.47					
58	Chikkaballapur	Chikkaballapur	DODDAPAILAGURKI	GP	RAGI	RF	4	2061.56					
59	Chikkaballapur	Chikkaballapur	GOLLAHALLI	GP	RAGI	RF	4	2250.78					
60	Chikkaballapur	Chikkaballapur	HAROBANDE	GP	RAGI	RF	4	2255.76					

**Government of Karnataka**  
**Directorate of Economics and Statistics**  
**GP Level Average Yield data for Kharif season 2019-20**

S.N	District	Taluk	Insurance Unit (hobli/ GP)	GP/HO BLI	Crop	IRR_RF	No_OCE Conducted	Average Yield(Kg/Ha)	Name_Of_Higher_Level	No_cce Conducted_Higher	Higher average Yield(Kg/Ha)	Neighbo uring Yield	Tech based Yield
61	Chikkaballapur	Chikballapur	HOSAHUDYA	GP	RAGI	RF	4	1563.59					
62	Chikkaballapur	Chikballapur	KAMMAGUTTAHALI	GP	RAGI	RF	4	2245.80					
63	Chikkaballapur	Chikballapur	KONDENAHALLI	GP	RAGI	RF	4	1454.04					
64	Chikkaballapur	Chikballapur	KUPPAHALLI	GP	RAGI	RF	4	2056.58					
65	Chikkaballapur	Chikballapur	MANCHNABELE	GP	RAGI	RF	4	2342.90					
66	Chikkaballapur	Chikballapur	MANDIKAL	GP	RAGI	RF	4	2001.80					
67	Chikkaballapur	Chikballapur	MUDDENAHALLI	GP	RAGI	RF	4	1518.78					
68	Chikkaballapur	Chikballapur	NANDI	GP	RAGI	RF	4	2370.29					
69	Chikkaballapur	Chikballapur	PATRENAHALLI	GP	RAGI	RF	4	1830.00					
70	Chikkaballapur	Chikballapur	PERASANDRA	GP	RAGI	RF	4	2121.31					
71	Chikkaballapur	Chikballapur	POSHOTTAHALI	GP	RAGI	RF	4	1246.89					
72	Chikkaballapur	Chikballapur	THIPPANAHALLI	GP	RAGI	RF	4	1685.60					
73	Chikkaballapur	Chinthamani	ANOOOR	GP	RAGI	RF	4	1797.64					
74	Chikkaballapur	Chinthamani	BATLAHALLAI	GP	RAGI	RF	4	1105.47					
75	Chikkaballapur	Chinthamani	BHOOMISHETTIHALLI	GP	RAGI	RF	4	826.61					
76	Chikkaballapur	Chinthamani	BURUDAGUNTE	GP	RAGI	RF	4	1384.33					
77	Chikkaballapur	Chinthamani	CHILAKALANERPU	GP	RAGI	RF	4	1195.11					
78	Chikkaballapur	Chinthamani	CHINNASANDRA	GP	RAGI	RF	4	2385.23					
79	Chikkaballapur	Chinthamani	DODDAGANJUR	GP	RAGI	RF	4	2370.29					
80	Chikkaballapur	Chinthamani	ENIGADALE	GP	RAGI	RF	4	1304.10					



**Government of Karnataka**  
**Directorate of Economics and Statistics**  
**GP Level Average Yield data for Kharif season 2019-20**

S.N	District	Taluk	Insurance Unit (hobli/ GP)	GP/HO BLI	Crop	IRR_Rf	No_CCE Conducted	Average Yield(Kg/Ha)	Name_Of_Higher_Level	No_cce Conducted_Higher	Higher average Yield(Kg/Ha)	Neighbo uring Yield	Tech based Yield
81	Chikkaballapur	Chinthamani	HIREKATTIGENAHALLI	GP	RAGI	RF	4	1190.13					
82	Chikkaballapur	Chinthamani	IRGAMPALLI	GP	RAGI	RF			Hobli Level	40	1256.10		
83	Chikkaballapur	Chinthamani	KADADANAMARI	GP	RAGI	RF	4	1105.47					
84	Chikkaballapur	Chinthamani	KAGATHI	GP	RAGI	RF	4	2464.90					
85	Chikkaballapur	Chinthamani	KAIWARA	GP	RAGI	RF	4	1120.41					
86	Chikkaballapur	Chinthamani	KATTARIGUPPE	GP	RAGI	RF	4	2215.92					
87	Chikkaballapur	Chinthamani	KENCHARLAHALLI	GP	RAGI	RF	4	3043.09					
88	Chikkaballapur	Chinthamani	KONAPALLI	GP	RAGI	RF	4	3154.58					
89	Chikkaballapur	Chinthamani	KORLAPARTHI	GP	RAGI	RF	4	866.45					
90	Chikkaballapur	Chinthamani	KOTAGAL	GP	RAGI	RF	4	1468.98					
91	Chikkaballapur	Chinthamani	KURUBUR	GP	RAGI	RF	4	2400.17					
92	Chikkaballapur	Chinthamani	M.GOLLAHALLI	GP	RAGI	RF	4	1429.15					
93	Chikkaballapur	Chinthamani	MASTENAHALLI	GP	RAGI	RF	4	1865.26					
94	Chikkaballapur	Chinthamani	MINDIGAL	GP	RAGI	RF	4	811.68					
95	Chikkaballapur	Chinthamani	MITTAHALLI	GP	RAGI	RF	4	527.84					
96	Chikkaballapur	Chinthamani	MUNAGANAHALLI	GP	RAGI	RF	4	1205.06					
97	Chikkaballapur	Chinthamani	MURUGAMALLA	GP	RAGI	RF	4	1842.45					
98	Chikkaballapur	Chinthamani	NANDIGANAHALLI	GP	RAGI	RF	4	1800.13					
99	Chikkaballapur	Chinthamani	PEDDUR	GP	RAGI	RF	4	1839.96					
100	Chikkaballapur	Chinthamani	PERAMACHANAHALLI	GP	RAGI	RF	4	1259.84					

**Government of Karnataka**  
**Directorate of Economics and Statistics**  
**GP Level Average Yield data for Kharif season 2019-20**

S.N	District	Taluk	Insurance Unit (hobli/ GP)	GP/HO BLI	Crop	IRR RF	No_CCE Conducted	Average Yield(Kg/Ha)	Name_Of Higher Level	No_cce Conducted Higher	Higher average Yield(Kg/Ha)	Neighboring Yield	Tech based Yield
101	Chikkaballapur	Chinthamani	RAGUTTAHALLI	GP	RAGI	RF	4	831.59					
102	Chikkaballapur	Chinthamani	SANTHEKALLAHALLI	GP	RAGI	RF	4	1082.07					
103	Chikkaballapur	Chinthamani	SHETTIHALLI	GP	RAGI	RF	4	1747.84					
104	Chikkaballapur	Chinthamani	TALAGAVARA	GP	RAGI	RF	4	2036.66					
105	Chikkaballapur	Chinthamani	ULAVADI	GP	RAGI	RF	4	1688.09					
106	Chikkaballapur	Chinthamani	UPPERPETE	GP	RAGI	RF	4	2360.33					
107	Chikkaballapur	Chinthamani	YAGAVAKOTE	GP	RAGI	RF	4	1873.44					
108	Chikkaballapur	Gauribidanur	ALAKAPURA	GP	Maize (Makka)	RF	4	4303.01					
109	Chikkaballapur	Gauribidanur	ALIPURA	GP	Maize (Makka)	RF	4	3284.70					
110	Chikkaballapur	Gauribidanur	B.BOMMASANDRA	GP	Maize (Makka)	RF	4	2315.48					
111	Chikkaballapur	Gauribidanur	BEVINAHALLY	GP	Maize (Makka)	RF	4	3054.93					
112	Chikkaballapur	Gauribidanur	BYCHAPURA	GP	Maize (Makka)	RF	4	2840.82					
113	Chikkaballapur	Gauribidanur	CHIKKAKURUGODU	GP	Maize (Makka)	RF	4	3711.17					
114	Chikkaballapur	Gauribidanur	D.PALYA	GP	Maize (Makka)	RF	4	5227.32					
115	Chikkaballapur	Gauribidanur	DODDAKURUGODU	GP	Maize (Makka)	RF	4	2548.38					
116	Chikkaballapur	Gauribidanur	G.Bommasandra	GP	Maize (Makka)	RF	4	2804.27					
117	Chikkaballapur	Gauribidanur	G.KOTHUR	GP	Maize (Makka)	RF	4	4394.40					
118	Chikkaballapur	Gauribidanur	GANGASANDRA	GP	Maize (Makka)	RF	4	2705.34					
119	Chikkaballapur	Gauribidanur	GEDARE	GP	Maize (Makka)	RF	4	2772.94					
120	Chikkaballapur	Gauribidanur	GOWDAGERE	GP	Maize (Makka)	RF	4	3477.92					

**Government of Karnataka**  
**Directorate of Economics and Statistics**  
**GP Level Average Yield data for Kharif season 2019-20**

S.N	District	Taluk	Insurance Unit (hobli/ GP)	GP/HO BLI	Crop	IRR_Rf	No_CCE Conducted	Average Yield(Kg/Ha)	Name_Of_Higher_Level	No_cce Conducted_Higher	Higher average Yield(Kg/Ha)	Neighboring Yield	Tech-based Yield
121	Chikkaballapur	Gauribidanur	HALAGANAHALLY	GP	Maize (Makka)	RF	4	4799.11					
122	Chikkaballapur	Gauribidanur	HALEHALLY	GP	Maize (Makka)	RF	4	4057.57					
123	Chikkaballapur	Gauribidanur	HIREBIDANUR	GP	Maize (Makka)	RF	4	2349.95					
124	Chikkaballapur	Gauribidanur	HOSUR	GP	Maize (Makka)	RF	4	4287.34					
125	Chikkaballapur	Gauribidanur	HUDUGUR	GP	Maize (Makka)	RF	4	2842.13					
126	Chikkaballapur	Gauribidanur	IDAGUR	GP	Maize (Makka)	RF	4	3180.26					
127	Chikkaballapur	Gauribidanur	JARABANDAHALLY	GP	Maize (Makka)	RF	4	3566.69					
128	Chikkaballapur	Gauribidanur	KADALAVENI	GP	Maize (Makka)	RF	4	4527.56					
129	Chikkaballapur	Gauribidanur	KALLINAYAKANAHALLI	GP	Maize (Makka)	RF	4	4652.89					
130	Chikkaballapur	Gauribidanur	KURUDI	GP	Maize (Makka)	RF	4	3203.76					
131	Chikkaballapur	Gauribidanur	MANCHENAHALLI	GP	Maize (Makka)	RF	4	3039.26					
132	Chikkaballapur	Gauribidanur	MELYA	GP	Maize (Makka)	RF	4	2721.30					
133	Chikkaballapur	Gauribidanur	MINAKANAGURKI	GP	Maize (Makka)	RF	4	5070.66					
134	Chikkaballapur	Gauribidanur	MUDUGERE	GP	Maize (Makka)	RF	4	4005.35					
135	Chikkaballapur	Gauribidanur	MUDULODU	GP	Maize (Makka)	RF	4	3111.92					
136	Chikkaballapur	Gauribidanur	NAGARAGERE	GP	Maize (Makka)	RF	4	3647.01					
137	Chikkaballapur	Gauribidanur	NAKKALAHALLI	GP	Maize (Makka)	RF	4	4692.06					
138	Chikkaballapur	Gauribidanur	NAMAGONDLU	GP	Maize (Makka)	RF	4	3425.70					
139	Chikkaballapur	Gauribidanur	PURA	GP	Maize (Makka)	RF	4	3101.93					
140	Chikkaballapur	Gauribidanur	RAMAPURA	GP	Maize (Makka)	RF	4	3464.86					

**Government of Karnataka**  
**Directorate of Economics and Statistics**  
**GP Level Average Yield data for Kharif season 2019-20**


S.N	District	Taluk	Insurance Unit (hobli/ GP)	GP/HO BLI	Crop	IRR RF	No_CCE Conducted	Average Yield(Kg/Ha)	Name_Of Higher Level	No_cce Conducted Higher	Higher average Yield(Kg/Ha)	Neighboring Yield	Tech-based Yield
141	Chikkaballapur	Gauribidanur	SHYAMPURA	GP	Maize (Makka)	RF	4	5665.98					
142	Chikkaballapur	Gauribidanur	SONAGANAHALLY	GP	Maize (Makka)	RF	4	2993.83					
143	Chikkaballapur	Gauribidanur	TARIDHALU	GP	Maize (Makka)	RF	4	3801.69					
144	Chikkaballapur	Gauribidanur	THONDEBHAVI	GP	Maize (Makka)	RF	4	5491.04					
145	Chikkaballapur	Gauribidanur	VATADAHOSAHALLY	GP	Maize (Makka)	RF	4	4364.37					
146	Chikkaballapur	Gudibande	BEECHAGANAHALLY	GP	Maize (Makka)	RF	4	3711.87					
147	Chikkaballapur	Gudibande	DAPPARTI	GP	Maize (Makka)	RF	4	3036.65					
148	Chikkaballapur	Gudibande	HAMPASANDRA	GP	Maize (Makka)	RF	4	3013.15					
149	Chikkaballapur	Gudibande	SOMENAHALLY	GP	Maize (Makka)	RF	4	3206.37					
150	Chikkaballapur	Gudibande	TIRUMANI	GP	Maize (Makka)	RF	4	2245.51					
151	Chikkaballapur	Gudibande	ULLODU	GP	Maize (Makka)	RF	4	3248.41					
152	Chikkaballapur	Gudibande	VARLAKONDA	GP	Maize (Makka)	RF	4	2425.67					
153	Chikkaballapur	Gudibande	YELLODU	GP	Maize (Makka)	RF	4	2284.67					
154	Chikkaballapur	Gudibande	BEECHAGANAHALLY	GP	RAGI	RF	4	2308.05					
155	Chikkaballapur	Gudibande	DAPPARTI	GP	RAGI	RF	4	2557.02					
156	Chikkaballapur	Gudibande	HAMPASANDRA	GP	RAGI	RF	4	2519.68					
157	Chikkaballapur	Gudibande	SOMENAHALLY	GP	RAGI	RF	4	2325.48					
158	Chikkaballapur	Gudibande	TIRUMANI	GP	RAGI	RF	4	2056.58					
159	Chikkaballapur	Gudibande	ULLODU	GP	RAGI	RF	4	1674.89					
160	Chikkaballapur	Gudibande	VARLAKONDA	GP	RAGI	RF	4	1815.06					

**Government of Karnataka**  
**Directorate of Economics and Statistics**  
**GP Level Average Yield data for Kharif season 2019-20**

S.N	District	Taluk	Insurance Unit (hobli/ GP)	GP/HO BLI	Crop	IRR RF	No. CCE Conducted	Average Yield (Kg/Ha)	Name Of Higher Level	No. cce Conducted Higher	Higher average Yield (Kg/Ha)	Neighboring Yield	Tech. based Yield
161	Chikkaballapur	Gudibande	YELLODU	GP	RAGI	RF	4	1694.49					
162	Chikkaballapur	Sidlaghatta	ABLUDU	GP	RAGI	RF	4	2449.97					
163	Chikkaballapur	Sidlaghatta	ANUR	GP	RAGI	RF	4	2738.78					
164	Chikkaballapur	Sidlaghatta	BAKTHARAHALLI	GP	RAGI	RF	4	1812.58					
165	Chikkaballapur	Sidlaghatta	BASHETNAHALLI	GP	RAGI	RF	4	2674.04					
166	Chikkaballapur	Sidlaghatta	CHIMANGALA	GP	RAGI	RF	4	2895.64					
167	Chikkaballapur	Sidlaghatta	DEVARAMAULUR	GP	RAGI	RF	4	2911.57					
168	Chikkaballapur	Sidlaghatta	DIBBURAHALLI	GP	RAGI	RF	4	2265.72					
169	Chikkaballapur	Sidlaghatta	DODDATHEKALAHALLI	GP	RAGI	RF	4	2928.01					
170	Chikkaballapur	Sidlaghatta	GANJIGUNTA	GP	RAGI	RF	4	3172.01					
171	Chikkaballapur	Sidlaghatta	HANDIGANATA	GP	RAGI	RF	4	2171.11					
172	Chikkaballapur	Sidlaghatta	HOSPATE	GP	RAGI	RF	4	2293.94					
173	Chikkaballapur	Sidlaghatta	JANGAMAKOTE	GP	RAGI	RF	4	1356.94					
174	Chikkaballapur	Sidlaghatta	KOTHANUR	GP	RAGI	RF	4	2634.21					
175	Chikkaballapur	Sidlaghatta	KUMBIGANAHALLI	GP	RAGI	RF	4	1750.33					
176	Chikkaballapur	Sidlaghatta	KUNDALAGURKI	GP	RAGI	RF	4	3281.56					
177	Chikkaballapur	Sidlaghatta	MALAMACHANAHALLI	GP	RAGI	RF	4	2659.11					
178	Chikkaballapur	Sidlaghatta	MALLUR	GP	RAGI	RF	4	1722.94					
179	Chikkaballapur	Sidlaghatta	MELUR	GP	RAGI	RF	4	1608.41					
180	Chikkaballapur	Sidlaghatta	NAGAMANGALA	GP	RAGI	RF			Hobli Level	71	2110.50		

**Government of Karnataka**  
**Directorate of Economics and Statistics**  
**GP Level Average Yield data for Kharif season 2019-20**

S.N	District	Taluk	Insurance Unit (hobli/ GP)	GP/HO BLI	Crop	IRR_RF	No_CCE_Conducted	Average Yield(Kg/Ha)	Name_Of_Higher_Level	No_cce Conducted_Higher	Higher average Yield(Kg/Ha)	Neighboring Yield	Tech. based Yield
181	Chikkaballapur	Sidlaghatta	PALICHERLU	GP	RAGI	RF	4	2793.56					
182	Chikkaballapur	Sidlaghatta	S.DEVAGANAHALLI	GP	RAGI	RF			Hobli Level	19	2308.44		
183	Chikkaballapur	Sidlaghatta	SADALI	GP	RAGI	RF	4	2136.25					
184	Chikkaballapur	Sidlaghatta	TALAKAYALABETTA	GP	RAGI	RF	4	2285.64					
185	Chikkaballapur	Sidlaghatta	THAMMANAHALLI	GP	RAGI	RF	4	2574.45					
186	Chikkaballapur	Sidlaghatta	THIMMANAYAKANAHALLI	GP	RAGI	RF	4	2365.31					
187	Chikkaballapur	Sidlaghatta	THIMMASANDRA	GP	RAGI	RF	4	2205.96					
188	Chikkaballapur	Sidlaghatta	VENKATAPURA	GP	RAGI	RF	4	2684.00					
189	Chikkaballapur	Sidlaghatta	Y.HUNASENAHALLI	GP	RAGI	RF	4	2670.56					

  
Director

Directorate of Economics and Statistics

**Government of Karnataka**  
**Directorate of Economics and Statistics**  
**GP Level Average Yield data for Kharif season 2019-20**

S.N	District	Taluk	Insurance Unit (hobli/ GP)	GP/HO BLI	Crop	IRR RF	No_CCE Conducted	Average Yield(Kg/Ha)	Name Of Higher Level	No cce Conducted Higher	Higher average Yield(Kg/Ha)	Neighboring Yield	Tech. based Yield
1	Chikkamagaluru	Chikkamagaluru	ALDUR	GP	PADDY	RF	4	4035.78					
2	Chikkamagaluru	Chikkamagaluru	ALLAMPURA	GP	PADDY	RF			Hobli Level	14	4596.04		
3	Chikkamagaluru	Chikkamagaluru	AMBALE	GP	PADDY	RF	4	3218.15					
4	Chikkamagaluru	Chikkamagaluru	ANUR	GP	PADDY	RF	4	4577.91					
5	Chikkamagaluru	Chikkamagaluru	AVUTHI	GP	PADDY	RF	4	5103.81					
6	Chikkamagaluru	Chikkamagaluru	BASARAVALLI	GP	PADDY	RF	4	4569.29					
7	Chikkamagaluru	Chikkamagaluru	BASKAL	GP	PADDY	RF	4	3396.79					
8	Chikkamagaluru	Chikkamagaluru	BEEKANAHALLI	GP	PADDY	RF			Hobli Level	14	4596.04		
9	Chikkamagaluru	Chikkamagaluru	BIDARE	GP	PADDY	RF	4	4827.93					
10	Chikkamagaluru	Chikkamagaluru	BYARAVALLI	GP	PADDY	RF	4	2840.72					
11	Chikkamagaluru	Chikkamagaluru	BYGUR	GP	PADDY	RF	4	3237.30					
12	Chikkamagaluru	Chikkamagaluru	DASARAHALLI	GP	PADDY	RF			Hobli Level	14	4596.04		
13	Chikkamagaluru	Chikkamagaluru	DEVADANA	GP	PADDY	RF			Hobli Level	13	2720.18		
14	Chikkamagaluru	Chikkamagaluru	DODDAMAGARAVALLI	GP	PADDY	RF			Hobli Level	14	3994.41		
15	Chikkamagaluru	Chikkamagaluru	HIREKOLALE	GP	PADDY	RF			Hobli Level	14	4596.04		
16	Chikkamagaluru	Chikkamagaluru	HUYIGERE	GP	PADDY	RF			Hobli Level	13	2720.18		
17	Chikkamagaluru	Chikkamagaluru	INAM DATTATREYA PEETA	GP	PADDY	RF			Hobli Level	6	4342.26		
18	Chikkamagaluru	Chikkamagaluru	INDAVARA	GP	PADDY	RF	4	5463.53					
19	Chikkamagaluru	Chikkamagaluru	K.R.PETE	GP	PADDY	RF	4	3207.13					
20	Chikkamagaluru	Chikkamagaluru	KADAVANTHI	GP	PADDY	RF	4	1827.89					

**Government of Karnataka**  
**Directorate of Economics and Statistics**  
**GP Level Average Yield data for Kharif season 2019-20**

S.N	District	Taluk	Insurance Unit (hobli/ GP)	GP/HO BLI	Crop	IRR_Rf	No_CCE Conducted	Average Yield(Kg/Ha)	Name_Of Higher_Level	No_cce Conducted_Higher	Higher average Yield(Kg/Ha)	Neighbo uring Yield	Tech based Yield
21	Chikkamagaluru	Chikkamagaluru	KELAGUR	GP	PADDY	RF	4	5000.36					
22	Chikkamagaluru	Chikkamagaluru	KUDUVALLI	GP	PADDY	RF	4	3069.18					
23	Chikkamagaluru	Chikkamagaluru	MALALUR	GP	PADDY	RF	4	3483.01					
24	Chikkamagaluru	Chikkamagaluru	MALLENHALLI	GP	PADDY	RF	4	3655.53					
25	Chikkamagaluru	Chikkamagaluru	MARLE	GP	PADDY	RF			Hobli Level	14	3261.26		
26	Chikkamagaluru	Chikkamagaluru	MUGTHIHALLI	GP	PADDY	RF	4	4514.45					
27	Chikkamagaluru	Chikkamagaluru	MUGULAVALLI	GP	PADDY	RF			Hobli Level	14	3261.26		
28	Chikkamagaluru	Chikkamagaluru	MYLIMANE	GP	PADDY	RF	4	1836.34					
29	Chikkamagaluru	Chikkamagaluru	SATTIHALLI	GP	PADDY	RF	4	3375.24					
30	Chikkamagaluru	Chikkamagaluru	SHIRAVASE	GP	PADDY	RF	4	4530.49					
31	Chikkamagaluru	Chikkamagaluru	TALIHALLA	GP	PADDY	RF	4	3595.09					
32	Chikkamagaluru	Chikkamagaluru	TEGUR	GP	PADDY	RF	4	3958.76					
33	Chikkamagaluru	Chikkamagaluru	TOGARIHANKAL	GP	PADDY	RF			Hobli Level	6	4342.26		
34	Chikkamagaluru	Chikkamagaluru	VASTARE	GP	PADDY	RF	4	3600.25					
35	Chikkamagaluru	Kadur	AANEGERE	GP	RAGI	RF	4	1048.21					
36	Chikkamagaluru	Kadur	ANNIGERE	GP	RAGI	RF	4	1160.25					
37	Chikkamagaluru	Kadur	ANTHARAGATTE	GP	RAGI	RF	4	988.45					
38	Chikkamagaluru	Kadur	ASANDHI	GP	RAGI	RF	4	2151.19					
39	Chikkamagaluru	Kadur	BALLEKERE	GP	RAGI	RF	4	1473.96					
40	Chikkamagaluru	Kadur	BALLIGANUR	GP	RAGI	RF	4	1039.24					



**Government of Karnataka**  
**Directorate of Economics and Statistics**  
**GP Level Average Yield data for Kharif season 2019-20**

S.N	District	Taluk	Insurance Unit (hobli/ GP)	GP/HO BLI	Crop	IRR RF	No_CCE Conducted	Average Yield(Kg/Ha)	Name_Of_Higher_Level	No_cce Conducted_Higher	Higher average Yield(Kg/Ha)	Neighbo uring Yield	Tech. based Yield
41	Chikkamagaluru	Kadur	BANUR	GP	RAGI	RF	4	1244.10					
42	Chikkamagaluru	Kadur	BASOOR	GP	RAGI	RF			Hobli Level	54	1254.66		
43	Chikkamagaluru	Kadur	BILUVALA	GP	RAGI	RF	4	1132.86					
44	Chikkamagaluru	Kadur	BISILERE	GP	RAGI	RF	4	2001.80					
45	Chikkamagaluru	Kadur	BISLEAHALLI	GP	RAGI	RF	4	708.65					
46	Chikkamagaluru	Kadur	CHEELANAHALLI	GP	RAGI	RF			Hobli Level	38	1428.15		
47	Chikkamagaluru	Kadur	CHIKKABALLEKERE	GP	RAGI	RF	4	3261.64					
48	Chikkamagaluru	Kadur	CHIKKADEVANUR	GP	RAGI	RF	4	1409.23					
49	Chikkamagaluru	Kadur	CHIKKANGALA	GP	RAGI	RF	4	998.41					
50	Chikkamagaluru	Kadur	CHOULAHIRIYUR	GP	RAGI	RF	4	610.00					
51	Chikkamagaluru	Kadur	DEVANUR	GP	RAGI	RF			Hobli Level	45	1225.23		
52	Chikkamagaluru	Kadur	EMMEDODDI	GP	RAGI	RF	4	971.32					
53	Chikkamagaluru	Kadur	GANGANAHALLI	GP	RAGI	RF	4	806.70					
54	Chikkamagaluru	Kadur	GARJE	GP	RAGI	RF	4	1654.72					
55	Chikkamagaluru	Kadur	GIRIYAPURA	GP	RAGI	RF	4	861.47					
56	Chikkamagaluru	Kadur	HARALAGATTA	GP	RAGI	RF	4	2166.13					
57	Chikkamagaluru	Kadur	HIRENALLUR	GP	RAGI	RF	4	1284.74					
58	Chikkamagaluru	Kadur	HOCHIHALLI	GP	RAGI	RF	4	1063.15					
59	Chikkamagaluru	Kadur	HULIKERE	GP	RAGI	RF	4	1665.68					
60	Chikkamagaluru	Kadur	HULLEHALLI	GP	RAGI	RF	4	1483.92					

**Government of Karnataka**  
**Directorate of Economics and Statistics**  
**GP Level Average Yield data for Kharif season 2019-20**

S.N	District	Taluk	Insurance Unit (hobli/ GP)	GP/HO BLI	Crop	IRR RF	No_CCE Conducted	Average Yield(Kg/Ha)	Name_Of Higher Level	No_cce Conducted Higher	Higher average Yield(Kg/Ha)	Neighbo uring Yield	Tech. based Yield
61	Chikkamagaluru	Kadur	JIGANEHALLI	GP	RAGI	RF	4	1257.35					
62	Chikkamagaluru	Kadur	JODIHOCHIHALLI	GP	RAGI	RF	4	816.65					
63	Chikkamagaluru	Kadur	JODITHIMMAPURA	GP	RAGI	RF	4	1112.94					
64	Chikkamagaluru	Kadur	K.BIDARE	GP	RAGI	RF	4	844.05					
65	Chikkamagaluru	Kadur	KADUR (RURAL)	GP	RAGI	RF	4	1777.72					
66	Chikkamagaluru	Kadur	Kadur (ULB)	GP	RAGI	RF			Hobli Level	38	1428.15		
67	Chikkamagaluru	Kadur	KALKERE	GP	RAGI	RF	4	946.12					
68	Chikkamagaluru	Kadur	KAMANAKERE	GP	RAGI	RF	4	1444.08					
69	Chikkamagaluru	Kadur	KERESANTE	GP	RAGI	RF	4	1100.49					
70	Chikkamagaluru	Kadur	KUNKANADU	GP	RAGI	RF	4	2564.50					
71	Chikkamagaluru	Kadur	MALLESWARA	GP	RAGI	RF	4	1678.13					
72	Chikkamagaluru	Kadur	MATHIGATTE	GP	RAGI	RF	4	1364.41					
73	Chikkamagaluru	Kadur	NAGARALU	GP	RAGI	RF	4	1435.12					
74	Chikkamagaluru	Kadur	NAGENAHALLI	GP	RAGI	RF	4	1404.25					
75	Chikkamagaluru	Kadur	NIDAGHATTA	GP	RAGI	RF	4	1573.56					
76	Chikkamagaluru	Kadur	NIDUVALLI	GP	RAGI	RF	4	1155.27					
77	Chikkamagaluru	Kadur	PANCHANAHALLI	GP	RAGI	RF	4	1070.77					
78	Chikkamagaluru	Kadur	PATTANAGERE	GP	RAGI	RF	4	1611.40					
79	Chikkamagaluru	Kadur	PILLENAHALLI	GP	RAGI	RF	4	984.47					
80	Chikkamagaluru	Kadur	PURA	GP	RAGI	RF	4	1060.66					

**Government of Karnataka**  
**Directorate of Economics and Statistics**  
**GP Level Average Yield data for Kharif season 2019-20**

S.N	District	Taluk	Insurance Unit (hobli/ GP)	GP/HO BLI	Crop	IRR RF	No CCE Conducted	Average Yield(Kg/Ha)	Name Of Higher Level	No cce Conducted Higher	Higher average Yield(Kg/Ha)	Neighbo uring Yield	Tech based Yield
81	Chikkamagaluru	Kadur	S.BIDARE	GP	RAGI	RF	4	679.72					
82	Chikkamagaluru	Kadur	S.MADAPURA	GP	RAGI	RF			Hobli Level	22	1254.59		
83	Chikkamagaluru	Kadur	SAKREPATNA	GP	RAGI	RF	4	1583.51					
84	Chikkamagaluru	Kadur	SARASWATIPURA	GP	RAGI	RF	4	672.25					
85	Chikkamagaluru	Kadur	SINGATAGERE	GP	RAGI	RF	4	1138.84					
86	Chikkamagaluru	Kadur	SOMANAHALLI	GP	RAGI	RF	4	1678.13					
87	Chikkamagaluru	Kadur	TANGLI	GP	RAGI	RF	4	1429.15					
88	Chikkamagaluru	Kadur	THIMLAPURA	GP	RAGI	RF	4	2509.72					
89	Chikkamagaluru	Kadur	UDUGERE	GP	RAGI	RF	4	1414.21					
90	Chikkamagaluru	Kadur	ULIGERE	GP	RAGI	RF	4	1025.80					
91	Chikkamagaluru	Kadur	V.YARADAKERE	GP	RAGI	RF	4	1501.35					
92	Chikkamagaluru	Kadur	VAKKALAGERE	GP	RAGI	RF	4	1329.56					
93	Chikkamagaluru	Kadur	Y.MALLAPURA	GP	RAGI	RF	4	1030.78					
94	Chikkamagaluru	Kadur	YAGATI	GP	RAGI	RF	4	1247.39					
95	Chikkamagaluru	Kadur	YALLAMBALASE	GP	RAGI	RF	4	1075.60					
96	Chikkamagaluru	Koppa	AGALAGANDI	GP	PADDY	RF	4	5021.06					
97	Chikkamagaluru	Koppa	ASAGODU	GP	PADDY	RF	4	3784.75					
98	Chikkamagaluru	Koppa	ATTIKODIGE	GP	PADDY	RF	4	3677.62					
99	Chikkamagaluru	Koppa	BHANDIGADI	GP	PADDY	RF	4	3664.05					
100	Chikkamagaluru	Koppa	BHUVANAKOTE	GP	PADDY	RF	4	2784.68					

**Government of Karnataka**  
**Directorate of Economics and Statistics**  
**GP Level Average Yield data for Kharif season 2019-20**

S.N	District	Taluk	Insurance Unit (hobli/ GP)	GP/HO BLI	Crop	IRR RF	No_CCE Conducted	Average Yield(Kg/Ha)	Name_Of Higher_Level	No_cce Conducted Higher	Higher average Yield(Kg/Ha)	Neighbo uring Yield	Tech- based Yield
101	Chikkamagaluru	Koppa	BINTRAVALLI	GP	PADDY	RF	4	5577.98					
102	Chikkamagaluru	Koppa	CHAVALMANE	GP	PADDY	RF	4	4379.62					
103	Chikkamagaluru	Koppa	GUDDETOTA	GP	PADDY	RF	4	3063.15					
104	Chikkamagaluru	Koppa	HARANDUR	GP	PADDY	RF	4	4776.20					
105	Chikkamagaluru	Koppa	HARIHARAPURA	GP	PADDY	RF	4	3534.73					
106	Chikkamagaluru	Koppa	HERUR	GP	PADDY	RF	4	3844.45					
107	Chikkamagaluru	Koppa	HIREGADDE	GP	PADDY	RF	4	3836.48					
108	Chikkamagaluru	Koppa	HIREKODIGE	GP	PADDY	RF	4	4184.57					
109	Chikkamagaluru	Koppa	JAYAPUR	GP	PADDY	RF	4	2409.74					
110	Chikkamagaluru	Koppa	KESAVE	GP	PADDY	RF	4	4679.64					
111	Chikkamagaluru	Koppa	KOPPA (RURAL)	GP	PADDY	RF	4	3707.16					
112	Chikkamagaluru	Koppa	MARITOTLU	GP	PADDY	RF	4	5814.32					
113	Chikkamagaluru	Koppa	NARASIPURA	GP	PADDY	RF	4	3299.37					
114	Chikkamagaluru	Koppa	NILUVAGILU	GP	PADDY	RF	4	2939.86					
115	Chikkamagaluru	Koppa	NUGGI	GP	PADDY	RF	4	3405.41					
116	Chikkamagaluru	Koppa	SHANUVALLI	GP	PADDY	RF	4	3560.60					
117	Chikkamagaluru	Koppa	TULUVINAKOPPA	GP	PADDY	RF	4	4849.48					
118	Chikkamagaluru	Mudigere	B.HOSAHALLI	GP	PADDY	RF			Hobli Level	24	4501.30		
119	Chikkamagaluru	Mudigere	BALUR	GP	PADDY	RF	4	1767.37					
120	Chikkamagaluru	Mudigere	BANAKAL	GP	PADDY	RF	4	4233.06					

**Government of Karnataka**  
**Directorate of Economics and Statistics**  
**GP Level Average Yield data for Kharif season 2019-20**

S.N	District	Taluk	Insurance Unit (hobli/ GP)	GP/HO BLI	Crop	IRR RF	No_CCE Conducted	Average Yield(Kg/Ha)	Name_Of Higher Level	No_cce Conducted Higher	Higher average Yield(Kg/Ha)	Neighbo uring Yield	Tech- based Yield
121	Chikkamagaluru	Mudigere	BETTAGERE	GP	PADDY	RF	4	3888.29					
122	Chikkamagaluru	Mudigere	BIDARAHALLI	GP	PADDY	RF	4	3315.75					
123	Chikkamagaluru	Mudigere	CHINNIGA	GP	PADDY	RF	4	5215.89					
124	Chikkamagaluru	Mudigere	COOVE	GP	PADDY	RF	4	3796.26					
125	Chikkamagaluru	Mudigere	DARADAHALLI	GP	PADDY	RF	4	5076.74					
126	Chikkamagaluru	Mudigere	GONIBIDU	GP	PADDY	RF	4	4465.84					
127	Chikkamagaluru	Mudigere	HALEMUDIGERE	GP	PADDY	RF	4	3629.57					
128	Chikkamagaluru	Mudigere	HANTHUR	GP	PADDY	RF	4	3900.53					
129	Chikkamagaluru	Mudigere	HESGAL	GP	PADDY	RF	4	3948.56					
130	Chikkamagaluru	Mudigere	HORANADU	GP	PADDY	RF	4	3817.29					
131	Chikkamagaluru	Mudigere	IDAKANI	GP	PADDY	RF	4	3886.17					
132	Chikkamagaluru	Mudigere	JAVALI	GP	PADDY	RF	4	3293.34					
133	Chikkamagaluru	Mudigere	KALASA	GP	PADDY	RF	4	3542.42					
134	Chikkamagaluru	Mudigere	KIRUGUNDA	GP	PADDY	RF	4	4667.47					
135	Chikkamagaluru	Mudigere	KUNDUR	GP	PADDY	RF			Hobli Level	24	4501.30		
136	Chikkamagaluru	Mudigere	MAKONAHALLI	GP	PADDY	RF	4	3077.80					
137	Chikkamagaluru	Mudigere	MARASANIGE	GP	PADDY	RF			Hobli Level	22	3770.87		
138	Chikkamagaluru	Mudigere	NANDIPURA	GP	PADDY	RF	4	3349.38					
139	Chikkamagaluru	Mudigere	NIDUVALE	GP	PADDY	RF	4	4210.30					
140	Chikkamagaluru	Mudigere	PHALGUNI	GP	PADDY	RF	4	4698.61					

**Government of Karnataka**  
**Directorate of Economics and Statistics**  
**GP Level Average Yield data for Kharif season 2019-20**

S.N	District	Taluk	Insurance Unit (hobli/ GP)	GP/HO BLI	Crop	IRR-RF	No_CCE Conducted	Average Yield(Kg/Ha)	Name Of Higher Level	No_cce Conducted Higher	Higher average Yield(Kg/Ha)	Neighbo uring Yield	Tech- based Yield
141	Chikkamagaluru	Mudigere	SAMSE	GP	PADDY	RF	4	3909.99					
142	Chikkamagaluru	Mudigere	SUNKASALE	GP	PADDY	RF	4	3776.13					
143	Chikkamagaluru	Mudigere	TARUVE	GP	PADDY	RF	4	3284.72					
144	Chikkamagaluru	Mudigere	TOTADUR	GP	PADDY	RF	4	4014.84					
145	Chikkamagaluru	Mudigere	TRIPURA	GP	PADDY	RF	4	5646.95					
146	Chikkamagaluru	Mudigere	URUBAGE	GP	PADDY	RF	4	3534.73					
147	Chikkamagaluru	Narasimharajapura	ADUVALLI	GP	PADDY	RF			Hobli Level	27	4795.91		
148	Chikkamagaluru	Narasimharajapura	B.KANABUR	GP	PADDY	RF	4	3720.09					
149	Chikkamagaluru	Narasimharajapura	BALE	GP	PADDY	RF			Hobli Level	43	4885.96		
150	Chikkamagaluru	Narasimharajapura	BANNUR	GP	PADDY	RF			Hobli Level	27	4795.91		
151	Chikkamagaluru	Narasimharajapura	GUBBIGA	GP	PADDY	RF	4	5672.82					
152	Chikkamagaluru	Narasimharajapura	HONNEKUDIGE	GP	PADDY	RF	4	5802.13					
153	Chikkamagaluru	Narasimharajapura	KADAHINABYLU	GP	PADDY	RF			Hobli Level	16	5156.13		
154	Chikkamagaluru	Narasimharajapura	KANUR	GP	PADDY	RF	4	4832.42					
155	Chikkamagaluru	Narasimharajapura	KARKESHWARA	GP	PADDY	RF	4	3577.84					
156	Chikkamagaluru	Narasimharajapura	MAGUNDI	GP	PADDY	RF			Hobli Level	27	4795.91		
157	Chikkamagaluru	Narasimharajapura	MENASUR	GP	PADDY	RF			Hobli Level	16	5156.13		
158	Chikkamagaluru	Narasimharajapura	MUTTINAKOPPA	GP	PADDY	RF			Hobli Level	16	5156.13		
159	Chikkamagaluru	Narasimharajapura	NAGALAPURA	GP	PADDY	RF	4	6146.99					
160	Chikkamagaluru	Narasimharajapura	SEETHUR	GP	PADDY	RF	4	4613.96					

**Government of Karnataka**  
**Directorate of Economics and Statistics**  
**GP Level Average Yield data for Kharif season 2019-20**

S.N	District	Taluk	Insurance Unit (hobli/ GP)	GP/HO BLI	Crop	IRR RF	No_CCE Conducted	Average Yield(Kg/Ha)	Name_Of Higher Level	No_cce Conducted Higher	Higher average Yield(Kg/Ha)	Neighbo uring Yield	Tech- based Yield
161	Chikkamagaluru	Sringeri	ADDAGADDE	GP	PADDY	RF	4	5209.70					
162	Chikkamagaluru	Sringeri	BEGAR	GP	PADDY	RF	4	3025.76					
163	Chikkamagaluru	Sringeri	DHAREKOPPA	GP	PADDY	RF	4	3229.54					
164	Chikkamagaluru	Sringeri	KERE	GP	PADDY	RF	4	3172.64					
165	Chikkamagaluru	Sringeri	KUTHAGODU	GP	PADDY	RF	4	4326.27					
166	Chikkamagaluru	Sringeri	MARKAL	GP	PADDY	RF	4	4334.75					
167	Chikkamagaluru	Sringeri	MENASE	GP	PADDY	RF	4	3315.82					
168	Chikkamagaluru	Sringeri	NEMMARU	GP	PADDY	RF	4	3320.12					
169	Chikkamagaluru	Sringeri	VIDYARANYAPURA	GP	PADDY	RF	4	3695.01					
170	Chikkamagaluru	Tarikere	AJJAMPURA	GP	RAGI	RF	4	682.21					
171	Chikkamagaluru	Tarikere	AMRUTAPURA	GP	RAGI	RF	4	774.33					
172	Chikkamagaluru	Tarikere	ANUVANAHALLI	GP	RAGI	RF	4	1015.84					
173	Chikkamagaluru	Tarikere	ATTIMOGGE	GP	RAGI	RF	4	1085.55					
174	Chikkamagaluru	Tarikere	BAGGAVALLI	GP	RAGI	RF	4	2205.96					
175	Chikkamagaluru	Tarikere	BARAGENAHALLI	GP	RAGI	RF			Hobli Level	8	1156.21		
176	Chikkamagaluru	Tarikere	BAVIKERE	GP	RAGI	RF	4	1234.94					
177	Chikkamagaluru	Tarikere	BEGUR	GP	RAGI	RF	4	1444.09					
178	Chikkamagaluru	Tarikere	BELENAHALLI	GP	RAGI	RF	4	1058.42					
179	Chikkamagaluru	Tarikere	BETTADAHALLI	GP	RAGI	RF	4	1465.99					
180	Chikkamagaluru	Tarikere	BUKKAMBUDHI	GP	RAGI	RF	4	2464.90					

**Government of Karnataka**  
**Directorate of Economics and Statistics**  
**GP Level Average Yield data for Kharif season 2019-20**

S.N	District	Taluk	Insurance Unit (hobli/ GP)	GP/HO BLI	Crop	IRR- RF	No_CCE Conducted	Average Yield(Kg/Ha)	Name Of Higher Level	No_cce Conducted Higher	Higher average Yield(Kg/Ha)	Neighboring Yield	Tech-based Yield
181	Chikkamagaluru	Tarikere	CHEERANAHALLI	GP	RAGI	RF	4	1790.66					
182	Chikkamagaluru	Tarikere	CHIKKNAVANGALA	GP	RAGI	RF	4	1622.21					
183	Chikkamagaluru	Tarikere	DORANALU	GP	RAGI	RF	4	1207.55					
184	Chikkamagaluru	Tarikere	GADIHALLI	GP	RAGI	RF	4	1986.86					
185	Chikkamagaluru	Tarikere	GOPALA	GP	RAGI	RF			Hobli Level	8	1156.21		
186	Chikkamagaluru	Tarikere	GOURAPURA	GP	RAGI	RF	4	1277.27					
187	Chikkamagaluru	Tarikere	GULLADAMANE	GP	RAGI	RF			Hobli Level	7	1532.29		
188	Chikkamagaluru	Tarikere	HAADIKERE	GP	RAGI	RF	4	517.88					
189	Chikkamagaluru	Tarikere	HUNASAGATTA	GP	RAGI	RF	4	1571.56					
190	Chikkamagaluru	Tarikere	JAVUR	GP	RAGI	RF	4	1857.39					
191	Chikkamagaluru	Tarikere	KALLENAHALLI	GP	RAGI	RF	4	1468.98					
192	Chikkamagaluru	Tarikere	KARAKUCHHI	GP	RAGI	RF	4	1077.49					
193	Chikkamagaluru	Tarikere	KORANAHALLI	GP	RAGI	RF	4	801.72					
194	Chikkamagaluru	Tarikere	KORATEKERE	GP	RAGI	RF	4	1456.54					
195	Chikkamagaluru	Tarikere	KUDLUR	GP	RAGI	RF	4	2464.90					
196	Chikkamagaluru	Tarikere	LAKKAVALLI	GP	RAGI	RF			Hobli Level	8	1156.21		
197	Chikkamagaluru	Tarikere	LINGADAHALLI	GP	RAGI	RF			Hobli Level	7	1532.29		
198	Chikkamagaluru	Tarikere	MALALICHENNAHALLI	GP	RAGI	RF			Hobli Level	14	1396.28		
199	Chikkamagaluru	Tarikere	MUGALI	GP	RAGI	RF	4	1177.68					
200	Chikkamagaluru	Tarikere	NARAYANAPURA	GP	RAGI	RF	4	1483.92					



**Government of Karnataka**  
**Directorate of Economics and Statistics**  
**GP Level Average Yield data for Kharif season 2019-20**

S.N	District	Taluk	Insurance Unit (hobli/ GP)	GP/HO BLI	Crop	IRR_RF	No_CCE Conducted	Average Yield(Kg/Ha)	Name_Of_Higher_Level	No_cce Conducted_Higher	Higher average Yield(Kg/Ha)	Neighbo uring Yield	Tech. based Yield
201	Chikkamagaluru	Tarikere	NERALEKERE	GP	RAGI	RF	4	1068.13					
202	Chikkamagaluru	Tarikere	SHIVANI	GP	RAGI	RF	4	1098.00					
203	Chikkamagaluru	Tarikere	SHYANUBOGANAHALLI	GP	RAGI	RF	4	1287.33					
204	Chikkamagaluru	Tarikere	SIDDARAHALLI	GP	RAGI	RF	4	1411.72					
205	Chikkamagaluru	Tarikere	SOKKE	GP	RAGI	RF	4	1710.49					
206	Chikkamagaluru	Tarikere	SOLLAPURA	GP	RAGI	RF	4	1374.37					
207	Chikkamagaluru	Tarikere	SUNNADAHALLI	GP	RAGI	RF	4	1501.35					
208	Chikkamagaluru	Tarikere	THYAGADAKATTE	GP	RAGI	RF	4	1461.51					
209	Chikkamagaluru	Tarikere	UDEVA	GP	RAGI	RF			Hobli Level	7	1532.29		

  
**Director**  
 Directorate of Economics and Statistics



**Government of Karnataka**  
**Directorate of Economics and Statistics**  
**GP Level Average Yield data for Kharif season 2019-20**

S.N	District	Taluk	Insurance Unit (hobli/ GP)	GP/HO BLI	Crop	IRR RF	No_CCE Conducted	Average Yield(Kg/Ha)	Name_Of_Higher_Level	No_cce Conducted_Higher	Higher average Yield(Kg/Ha)	Neighbo uring Yield	Tech. based Yield
1	Chitradurga	Challakere	ABBENAHALLI	GP	GROUNDNUT	RF	8	686.81					
2	Chitradurga	Challakere	BEDAREDDIHALLI	GP	GROUNDNUT	RF	8	398.89					
3	Chitradurga	Challakere	BELAGERE	GP	GROUNDNUT	RF	8	728.03					
4	Chitradurga	Challakere	BUDNAHATTI	GP	GROUNDNUT	RF	8	457.32					
5	Chitradurga	Challakere	CHENNAMMANAGATHI HALLI	GP	GROUNDNUT	RF	8	638.02					
6	Chitradurga	Challakere	CHOWLURU	GP	GROUNDNUT	RF	8	546.05					
7	Chitradurga	Challakere	DEVARAMARIKUNTE	GP	GROUNDNUT	RF	8	720.15					
8	Chitradurga	Challakere	DEVAREDDIHALLI	GP	GROUNDNUT	RF	8	349.30					
9	Chitradurga	Challakere	DODDACHELLUR	GP	GROUNDNUT	RF	8	571.10					
10	Chitradurga	Challakere	DODDAULLARTHI	GP	GROUNDNUT	RF	8	702.49					
11	Chitradurga	Challakere	DODDERI	GP	GROUNDNUT	RF	8	513.38					
12	Chitradurga	Challakere	GHATAPARTHI	GP	GROUNDNUT	RF	8	437.70					
13	Chitradurga	Challakere	GOPANAHALLI	GP	GROUNDNUT	RF	8	595.56					
14	Chitradurga	Challakere	GOWDAGERE	GP	GROUNDNUT	RF	8	611.27					
15	Chitradurga	Challakere	GOWRASAMUDRA	GP	GROUNDNUT	RF	8	414.20					
16	Chitradurga	Challakere	HIREHALLI	GP	GROUNDNUT	RF	8	359.00					
17	Chitradurga	Challakere	JAJURU	GP	GROUNDNUT	RF	8	449.58					
18	Chitradurga	Challakere	KALUVEHALLI	GP	GROUNDNUT	RF	8	354.49					
19	Chitradurga	Challakere	MALLURAHALLI	GP	GROUNDNUT	RF	8	366.98					
20	Chitradurga	Challakere	MANNEKOTE	GP	GROUNDNUT	RF	8	630.24					

**Government of Karnataka**  
**Directorate of Economics and Statistics**  
**GP Level Average Yield data for Kharif season 2019-20**

S.N	District	Taluk	Insurance Unit (hobli/ GP)	GP/HO BLI	Crop	IRR- RF	No_CCE Conducted	Average Yield(Kg/Ha)	Name_Of_Higher_Level	No_cce Conducted_Higher	Higher average Yield(Kg/Ha)	Neighbo uring Yield	Tech. based Yield
21	Chitradurga	Challakere	MEERASABIHALLI	GP	GROUNDNUT	RF	8	776.93					
22	Chitradurga	Challakere	MYLANAHALLI	GP	GROUNDNUT	RF	8	417.16					
23	Chitradurga	Challakere	N.DEVARAHALLY	GP	GROUNDNUT	RF	8	429.07					
24	Chitradurga	Challakere	NAGARENGERE	GP	GROUNDNUT	RF	8	564.37					
25	Chitradurga	Challakere	NALAGETANAHATTI	GP	GROUNDNUT	RF	8	802.27					
26	Chitradurga	Challakere	NANNIVALA	GP	GROUNDNUT	RF	8	593.13					
27	Chitradurga	Challakere	NAYAKANAHATTI	GP	GROUNDNUT	RF	8	750.34					
28	Chitradurga	Challakere	NERALAGUNTE	GP	GROUNDNUT	RF	8	371.10					
29	Chitradurga	Challakere	OBALAPURA	GP	GROUNDNUT	RF	8	580.01					
30	Chitradurga	Challakere	P.MAHADEVAPURA	GP	GROUNDNUT	RF	8	802.15					
31	Chitradurga	Challakere	PAGADALABANDE	GP	GROUNDNUT	RF	8	465.17					
32	Chitradurga	Challakere	PARASHURAMPURA	GP	GROUNDNUT	RF	8	566.88					
33	Chitradurga	Challakere	RAMAJOGIHALLI	GP	GROUNDNUT	RF	8	781.07					
34	Chitradurga	Challakere	RENUKAPURA	GP	GROUNDNUT	RF	8	520.93					
35	Chitradurga	Challakere	S.MAHADEVAPURA	GP	GROUNDNUT	RF	8	459.26					
36	Chitradurga	Challakere	SANIKERE	GP	GROUNDNUT	RF	8	752.50					
37	Chitradurga	Challakere	SIDDESWARANADURGA	GP	GROUNDNUT	RF	8	578.86					
38	Chitradurga	Challakere	SOMAGUDDU	GP	GROUNDNUT	RF	8	720.16					
39	Chitradurga	Challakere	THALAKU	GP	GROUNDNUT	RF	8	590.01					
40	Chitradurga	Challakere	THIMMANNANAYAKAN AKOTE	GP	GROUNDNUT	RF			Hobli Level	81	601.14		

**Government of Karnataka**  
**Directorate of Economics and Statistics**  
**GP Level Average Yield data for Kharif season 2019-20**

S.N	District	Taluk	Insurance Unit (hobli/ GP)	GP/HO BLI	Crop	IRR RF	No_CCE Conducted	Average Yield(Kg/Ha)	Name_Of_Higher_Level	No_cce Conducted_Higher	Higher average Yield(Kg/Ha)	Neighboring Yield	Tech. based Yield
41	Chitradurga	Challakere	THIMMAPPAYYANAHALI	GP	GROUNDNUT	RF	8	499.99					
42	Chitradurga	Chitradurga	ALAGAVADI	GP	Maize (Makka)	RF	4	4585.53					
43	Chitradurga	Chitradurga	ALGATTA	GP	Maize (Makka)	RF	4	4229.38					
44	Chitradurga	Chitradurga	ANNEHAL	GP	Maize (Makka)	RF	4	2984.72					
45	Chitradurga	Chitradurga	BELAGATTA	GP	Maize (Makka)	RF	4	1705.54					
46	Chitradurga	Chitradurga	BHARAMASAGARA	GP	Maize (Makka)	RF	4	4336.96					
47	Chitradurga	Chitradurga	BHEEMASAMUDRA	GP	Maize (Makka)	RF	4	2848.14					
48	Chitradurga	Chitradurga	BOMMENAHALLI	GP	Maize (Makka)	RF	4	4535.40					
49	Chitradurga	Chitradurga	BYALAHALU	GP	Maize (Makka)	RF	4	3672.59					
50	Chitradurga	Chitradurga	CHIKKABENNURU	GP	Maize (Makka)	RF	4	3589.15					
51	Chitradurga	Chitradurga	CHIKKAGONDANAHALLI	GP	Maize (Makka)	RF	4	4416.59					
52	Chitradurga	Chitradurga	Chitradurga (ULB)	GP	Maize (Makka)	RF			Hobli Level	52	2743.12		
53	Chitradurga	Chitradurga	CHOLAGATTA	GP	Maize (Makka)	RF	4	2115.79					
54	Chitradurga	Chitradurga	D.S.HALLI	GP	Maize (Makka)	RF	4	1867.42					
55	Chitradurga	Chitradurga	DYAMAVVANAHALI	GP	Maize (Makka)	RF	4	3450.76					
56	Chitradurga	Chitradurga	G.R.HALLI	GP	Maize (Makka)	RF	4	1814.16					
57	Chitradurga	Chitradurga	GODABANAHAL	GP	Maize (Makka)	RF	4	4417.90					
58	Chitradurga	Chitradurga	GONURU	GP	Maize (Makka)	RF	4	1680.47					
59	Chitradurga	Chitradurga	HIREGUNTANOOR	GP	Maize (Makka)	RF	4	2276.84					
60	Chitradurga	Chitradurga	HULLURU	GP	Maize (Makka)	RF	4	1918.60					

**Government of Karnataka**  
**Directorate of Economics and Statistics**  
**GP Level Average Yield data for Kharif season 2019-20**

S.N	District	Taluk	Insurance Unit (hobli/ GP)	GP/HO BLI	Crop	IRR RF	No_CCE Conducted	Average Yield(Kg/Ha)	Name_Of Higher Level	No_cce Conducted Higher	Higher average Yield(Kg/Ha)	Neighboring Yield	Tech based Yield
61	Chitradurga	Chitradurga	INGALDAL	GP	Maize (Makka)	RF	4	3169.82					
62	Chitradurga	Chitradurga	ISAMUDRA	GP	Maize (Makka)	RF	4	4034.07					
63	Chitradurga	Chitradurga	IYANHALLI	GP	Maize (Makka)	RF	4	2172.87					
64	Chitradurga	Chitradurga	JANAKONDA	GP	Maize (Makka)	RF	4	2669.54					
65	Chitradurga	Chitradurga	KALAGERE	GP	Maize (Makka)	RF	4	3537.97					
66	Chitradurga	Chitradurga	KOGUNDE	GP	Maize (Makka)	RF	4	3182.35					
67	Chitradurga	Chitradurga	KOLAHAL	GP	Maize (Makka)	RF	4	3613.69					
68	Chitradurga	Chitradurga	KUNABEVU	GP	Maize (Makka)	RF	4	1086.20					
69	Chitradurga	Chitradurga	LAKSHMISAGARA	GP	Maize (Makka)	RF	4	2975.03					
70	Chitradurga	Chitradurga	M.K.HATTI	GP	Maize (Makka)	RF	4	1828.78					
71	Chitradurga	Chitradurga	MADAKARIPURA	GP	Maize (Makka)	RF	4	1838.18					
72	Chitradurga	Chitradurga	MADANAYAKANAHALLI	GP	Maize (Makka)	RF	4	2846.05					
73	Chitradurga	Chitradurga	MEDEHALLI	GP	Maize (Makka)	RF	4	2045.04					
74	Chitradurga	Chitradurga	MUDDAPURA	GP	Maize (Makka)	RF	4	2981.82					
75	Chitradurga	Chitradurga	SIDDAPURA	GP	Maize (Makka)	RF	4	3051.79					
76	Chitradurga	Chitradurga	SIRIGERE	GP	Maize (Makka)	RF	4	3851.30					
77	Chitradurga	Chitradurga	SONDEKOLA	GP	Maize (Makka)	RF	4	4454.46					
78	Chitradurga	Chitradurga	TURUVANOR	GP	Maize (Makka)	RF	4	908.72					
79	Chitradurga	Chitradurga	YALAGODU	GP	Maize (Makka)	RF	4	3843.47					
80	Chitradurga	Hiiriyur	ABBINAHOLE	GP	GROUNDNUT	RF	8	761.96					

**Government of Karnataka**  
**Directorate of Economics and Statistics**  
**GP Level Average Yield data for Kharif season 2019-20**

S.N	District	Taluk	Insurance Unit (hobli/ GP)	GP/HO BLI	Crop	IRR- RF	No_CCE Conducted	Average Yield (Kg/Ha)	Name_Of_Higher_Level	No_cce Conducted_Higher	Higher average Yield (Kg/Ha)	Neighbo uring Yield	Tech based Yield
81	Chitradurga	Hiiriyur	ADIVALA	GP	GROUNDNUT	RF			Hobli Level	79	652.81		
82	Chitradurga	Hiiriyur	BABBUR	GP	GROUNDNUT	RF	8	689.91					
83	Chitradurga	Hiiriyur	BURUJINAROPPA	GP	GROUNDNUT	RF	8	503.82					
84	Chitradurga	Hiiriyur	BYADARAHALLI	GP	GROUNDNUT	RF	8	959.19					
85	Chitradurga	Hiiriyur	DHARMAPURA	GP	GROUNDNUT	RF	8	688.34					
86	Chitradurga	Hiiriyur	DINDAVARA	GP	GROUNDNUT	RF	8	466.27					
87	Chitradurga	Hiiriyur	ESHWARAGERE	GP	GROUNDNUT	RF			Hobli Level	117	666.64		
88	Chitradurga	Hiiriyur	GANNAYAKANAHALLI	GP	GROUNDNUT	RF	8	793.46					
89	Chitradurga	Hiiriyur	GOWDANAHALLI	GP	GROUNDNUT	RF			Hobli Level	44	619.51		
90	Chitradurga	Hiiriyur	HARIYABBE	GP	GROUNDNUT	RF	8	984.71					
91	Chitradurga	Hiiriyur	HARTHIKOTE	GP	GROUNDNUT	RF	8	644.69					
92	Chitradurga	Hiiriyur	HOSAYALANADU	GP	GROUNDNUT	RF			Hobli Level	35	686.11		
93	Chitradurga	Hiiriyur	IKKANURU	GP	GROUNDNUT	RF			Hobli Level	73	682.34		
94	Chitradurga	Hiiriyur	IMANGALA	GP	GROUNDNUT	RF	8	993.55					
95	Chitradurga	Hiiriyur	JAVANAGONDANAHALLI	GP	GROUNDNUT	RF	8	844.77					
96	Chitradurga	Hiiriyur	KANAJANAHALLI	GP	GROUNDNUT	RF	8	544.07					
97	Chitradurga	Hiiriyur	KARIYALA	GP	GROUNDNUT	RF			Hobli Level	44	619.51		
98	Chitradurga	Hiiriyur	KASTHURIRANGAPPANA HALLI	GP	GROUNDNUT	RF			Hobli Level	79	641.71		
99	Chitradurga	Hiiriyur	KHANDENAHALLI	GP	GROUNDNUT	RF	8	397.21					
100	Chitradurga	Hiiriyur	KUNIKERE	GP	GROUNDNUT	RF			Hobli Level	35	686.11		

**Government of Karnataka**  
**Directorate of Economics and Statistics**  
**GP Level Average Yield data for Kharif season 2019-20**

S.N	District	Taluk	Insurance Unit (hobli/ GP)	GP/HO BLI	Crop	IRR RF	No_CCE Conducted	Average Yield(Kg/Ha)	Name_Of_Higher_Level	No_cce Conducted_Higher	Higher average Yield(Kg/Ha)	Neighbo uring Yield	Tech. based Yield
101	Chitradurga	Hiiriyur	M.D.KOTE	GP	GROUNDNUT	RF	8	756.81					
102	Chitradurga	Hiiriyur	MARADIHALLI	GP	GROUNDNUT	RF			Hobli Level	62	748.15		
103	Chitradurga	Hiiriyur	MASKAL	GP	GROUNDNUT	RF	8	632.56					
104	Chitradurga	Hiiriyur	METIKURKE	GP	GROUNDNUT	RF			Hobli Level	62	748.15		
105	Chitradurga	Hiiriyur	P.D.KOTE	GP	GROUNDNUT	RF	8	575.25					
106	Chitradurga	Hiiriyur	RANGANATHAPURA	GP	GROUNDNUT	RF	8	715.84					
107	Chitradurga	Hiiriyur	RANGENAHALLI	GP	GROUNDNUT	RF	8	567.93					
108	Chitradurga	Hiiriyur	SURAGONDANAHALLI	GP	GROUNDNUT	RF	8	966.17					
109	Chitradurga	Hiiriyur	UDUVALLI	GP	GROUNDNUT	RF	8	703.65					
110	Chitradurga	Hiiriyur	VANIVILASAPURA	GP	GROUNDNUT	RF			Hobli Level	35	686.11		
111	Chitradurga	Hiiriyur	YALLADAKERE	GP	GROUNDNUT	RF	8	498.79					
112	Chitradurga	Hiiriyur	YARABALLI	GP	GROUNDNUT	RF	8	838.74					
113	Chitradurga	Hiiriyur	ABBINAHOLE	GP	SUNFLOWER	RF	4	281.33					
114	Chitradurga	Hiiriyur	ADIVALA	GP	SUNFLOWER	RF			Hobli Level	2	541.19		
115	Chitradurga	Hiiriyur	BABBUR	GP	SUNFLOWER	RF			Taluk Level	49	436.03		
116	Chitradurga	Hiiriyur	BURUJINAROPPA	GP	SUNFLOWER	RF			Hobli Level	19	430.21		
117	Chitradurga	Hiiriyur	BYADARAHALLI	GP	SUNFLOWER	RF	4	619.04					
118	Chitradurga	Hiiriyur	DHARMAPURA	GP	SUNFLOWER	RF			Hobli Level	28	432.48		
119	Chitradurga	Hiiriyur	DINDAVARA	GP	SUNFLOWER	RF			Hobli Level	2	541.19		
120	Chitradurga	Hiiriyur	ESHWARAGERE	GP	SUNFLOWER	RF			Hobli Level	30	459.65		



**Government of Karnataka**  
**Directorate of Economics and Statistics**  
**GP Level Average Yield data for Kharif season 2019-20**

S.N	District	Taluk	Insurance Unit (hobli/ GP)	GP/HO BLI	Crop	IRR RF	No_CCE Conducted	Average Yield(Kg/Ha)	Name_Of_Higher_Level	No_cce Conducted Higher	Higher average Yield(Kg/Ha)	Neighbo uring Yield	Tech. based Yield
121	Chitradurga	Hiiriyur	GANNAYAKANAHALLI	GP	SUNFLOWER	RF	4	263.04					
122	Chitradurga	Hiiriyur	GOWDANAHALLI	GP	SUNFLOWER	RF			Hobli Level	2	541.19		
123	Chitradurga	Hiiriyur	HARIYABBE	GP	SUNFLOWER	RF	4	380.95					
124	Chitradurga	Hiiriyur	HARTHIKOTE	GP	SUNFLOWER	RF	4	224.15					
125	Chitradurga	Hiiriyur	HOSAYALANADU	GP	SUNFLOWER	RF			Taluk Level	49	436.03		
126	Chitradurga	Hiiriyur	IKKANURU	GP	SUNFLOWER	RF			Hobli Level	28	432.48		
127	Chitradurga	Hiiriyur	IMANGALA	GP	SUNFLOWER	RF			Hobli Level	19	430.21		
128	Chitradurga	Hiiriyur	JAVANAGONDANAHALLI	GP	SUNFLOWER	RF			Hobli Level	2	541.19		
129	Chitradurga	Hiiriyur	KANAJANAHALLI	GP	SUNFLOWER	RF	4	236.28					
130	Chitradurga	Hiiriyur	KARIYALA	GP	SUNFLOWER	RF			Hobli Level	2	541.19		
131	Chitradurga	Hiiriyur	KASTHURIRANGAPPANA HALLI	GP	SUNFLOWER	RF			Hobli Level	2	541.19		
132	Chitradurga	Hiiriyur	KHANDENAHALLI	GP	SUNFLOWER	RF			Hobli Level	28	432.48		
133	Chitradurga	Hiiriyur	KUNIKERE	GP	SUNFLOWER	RF			Taluk Level	49	436.03		
134	Chitradurga	Hiiriyur	M.D.KOTE	GP	SUNFLOWER	RF			Hobli Level	19	430.21		
135	Chitradurga	Hiiriyur	MARADIHALLI	GP	SUNFLOWER	RF			Hobli Level	19	430.21		
136	Chitradurga	Hiiriyur	MASKAL	GP	SUNFLOWER	RF			Taluk Level	49	436.03		
137	Chitradurga	Hiiriyur	METIKURKE	GP	SUNFLOWER	RF			Hobli Level	19	430.21		
138	Chitradurga	Hiiriyur	P.D.KOTE	GP	SUNFLOWER	RF			Hobli Level	28	432.48		
139	Chitradurga	Hiiriyur	RANGANATHAPURA	GP	SUNFLOWER	RF			Hobli Level	2	541.19		
140	Chitradurga	Hiiriyur	RANGENAHALLI	GP	SUNFLOWER	RF	4	419.35					

**Government of Karnataka**  
**Directorate of Economics and Statistics**  
**GP Level Average Yield data for Kharif season 2019-20**

S.N	District	Taluk	Insurance Unit (hobli/ GP)	GP/HO BLI	Crop	IRR RF	No_CCE Conducted	Average Yield(Kg/Ha)	Name_Of_Higher_Level	No_cce Conducted_Higher	Higher average Yield(Kg/Ha)	Neighboring Yield	Tech-based Yield
141	Chitradurga	Hiriyr	SURAGONDANAHALLI	GP	SUNFLOWER	RF			Hobli Level	19	430.21		
142	Chitradurga	Hiriyr	UDUVALLI	GP	SUNFLOWER	RF			Hobli Level	2	541.19		
143	Chitradurga	Hiriyr	VANIVILASAPURA	GP	SUNFLOWER	RF			Taluk Level	49	436.03		
144	Chitradurga	Hiriyr	YALLADAKERE	GP	SUNFLOWER	RF			Hobli Level	2	541.19		
145	Chitradurga	Hiriyr	YARABALLI	GP	SUNFLOWER	RF			Hobli Level	19	430.21		
146	Chitradurga	Holalkere	ADANUR	GP	Maize (Makka)	RF	4	4160.45					
147	Chitradurga	Holalkere	ANDANURU	GP	Maize (Makka)	RF	4	4370.90					
148	Chitradurga	Holalkere	AREHALLI	GP	Maize (Makka)	RF	4	4070.63					
149	Chitradurga	Holalkere	B.DURGA	GP	Maize (Makka)	RF	4	4854.23					
150	Chitradurga	Holalkere	BIDARAKERE	GP	Maize (Makka)	RF	4	3299.21					
151	Chitradurga	Holalkere	CHIKKAEMMIGANURU	GP	Maize (Makka)	RF	4	4470.12					
152	Chitradurga	Holalkere	CHIKKAJJUR	GP	Maize (Makka)	RF	4	4773.00					
153	Chitradurga	Holalkere	CHITRAHALLI	GP	Maize (Makka)	RF	4	4319.72					
154	Chitradurga	Holalkere	DUMMY	GP	Maize (Makka)	RF	4	4248.18					
155	Chitradurga	Holalkere	GANGASAMUDRA	GP	Maize (Makka)	RF	4	3582.36					
156	Chitradurga	Holalkere	GUNDERI	GP	Maize (Makka)	RF	4	2470.06					
157	Chitradurga	Holalkere	GUNJIGANURU	GP	Maize (Makka)	RF	4	4365.67					
158	Chitradurga	Holalkere	H.D.PURA	GP	Maize (Makka)	RF	4	3686.80					
159	Chitradurga	Holalkere	HIREYAMMIGANUR	GP	Maize (Makka)	RF	4	4925.75					
160	Chitradurga	Holalkere	Holalakere (ULB)	GP	Maize (Makka)	RF	4	3715.00					

**Government of Karnataka**  
**Directorate of Economics and Statistics**  
**GP Level Average Yield data for Kharif season 2019-20**

S.N	District	Taluk	Insurance Unit (hobli/ GP)	GP/HO BLI	Crop	IRR RF	No_CGE Conducted	Average Yield(Kg/Ha)	Name_Of_Higher_Level	No_cce Conducted Higher	Higher average Yield(Kg/Ha)	Neighbo uring Yield	Tech based Yield
161	Chitradurga	Holalkere	MADDERU	GP	Maize (Makka)	RF	4	3896.21					
162	Chitradurga	Holalkere	MALLADHIHALLI	GP	Maize (Makka)	RF	4	4128.36					
163	Chitradurga	Holalkere	MUTHUGADURU	GP	Maize (Makka)	RF	4	5232.55					
164	Chitradurga	Holalkere	N.G.HALLI	GP	Maize (Makka)	RF	4	3007.93					
165	Chitradurga	Holalkere	R.NULENURU	GP	Maize (Makka)	RF	4	4015.80					
166	Chitradurga	Holalkere	RAMAGIRI	GP	Maize (Makka)	RF	4	3540.58					
167	Chitradurga	Holalkere	SHIVAGANGA	GP	Maize (Makka)	RF	4	2660.66					
168	Chitradurga	Holalkere	SHIVAPURA	GP	Maize (Makka)	RF	4	4209.01					
169	Chitradurga	Holalkere	T.NULENURU	GP	Maize (Makka)	RF	4	4130.68					
170	Chitradurga	Holalkere	TALIKATTE	GP	Maize (Makka)	RF	4	4366.26					
171	Chitradurga	Holalkere	TALYA	GP	Maize (Makka)	RF	4	3887.85					
172	Chitradurga	Holalkere	TEKALAVATTI	GP	Maize (Makka)	RF	4	3870.16					
173	Chitradurga	Holalkere	TUPPADHALLI	GP	Maize (Makka)	RF	4	3577.14					
174	Chitradurga	Holalkere	UPPARIGENAHALLI	GP	Maize (Makka)	RF	4	3658.60					
175	Chitradurga	Holalkere	VISHWANATHANAHALLI	GP	Maize (Makka)	RF	4	3786.81					
176	Chitradurga	Holalkere	ADANUR	GP	RAGI	RF	4	1480.93					
177	Chitradurga	Holalkere	ANDANURU	GP	RAGI	RF	4	1775.23					
178	Chitradurga	Holalkere	AREHALLI	GP	RAGI	RF	4	1619.37					
179	Chitradurga	Holalkere	B.DURGA	GP	RAGI	RF	4	2594.37					
180	Chitradurga	Holalkere	BIDARAKERE	GP	RAGI	RF	4	1526.53					

**Government of Karnataka**  
**Directorate of Economics and Statistics**  
**GP Level Average Yield data for Kharif season 2019-20**

S.N	District	Taluk	Insurance Unit (hobli/ GP)	GP/HO BLI	Crop	IRR RF	No_CCE Conducted	Average Yield(Kg/Ha)	Name Of Higher Level	No_cce Conducted Higher	Higher average Yield(Kg/Ha)	Neighboring Yield	Tech based Yield
181	Chitradurga	Holalkere	CHIKKAEMMIGANURU	GP	RAGI	RF	4	1712.98					
182	Chitradurga	Holalkere	CHIKKAJAJUR	GP	RAGI	RF	4	1877.31					
183	Chitradurga	Holalkere	CHITRAHALLI	GP	RAGI	RF	4	1366.90					
184	Chitradurga	Holalkere	DUMMY	GP	RAGI	RF	4	869.44					
185	Chitradurga	Holalkere	GANGASAMUDRA	GP	RAGI	RF	4	1518.78					
186	Chitradurga	Holalkere	GUNDERI	GP	RAGI	RF			Hobli Level	29	1369.62		
187	Chitradurga	Holalkere	GUNJIGANURU	GP	RAGI	RF	4	1290.22					
188	Chitradurga	Holalkere	H.D.PURA	GP	RAGI	RF	4	961.51					
189	Chitradurga	Holalkere	HIREYAMMIGANUR	GP	RAGI	RF	4	1413.10					
190	Chitradurga	Holalkere	Holalaker (ULB)	GP	RAGI	RF	4	1820.34					
191	Chitradurga	Holalkere	MADDERU	GP	RAGI	RF	4	1043.23					
192	Chitradurga	Holalkere	MALLADHIHALLI	GP	RAGI	RF	4	1180.17					
193	Chitradurga	Holalkere	MUTHUGADURU	GP	RAGI	RF	4	1940.80					
194	Chitradurga	Holalkere	N.G.HALLI	GP	RAGI	RF	4	1767.76					
195	Chitradurga	Holalkere	R.NULENURU	GP	RAGI	RF	4	1264.82					
196	Chitradurga	Holalkere	RAMAGIRI	GP	RAGI	RF	4	1630.82					
197	Chitradurga	Holalkere	SHIVAGANGA	GP	RAGI	RF	4	1244.90					
198	Chitradurga	Holalkere	SHIVAPURA	GP	RAGI	RF	4	1598.45					
199	Chitradurga	Holalkere	T.NULENURU	GP	RAGI	RF	4	1734.89					
200	Chitradurga	Holalkere	TALIKATTE	GP	RAGI	RF	4	1589.44					

**Government of Karnataka**  
**Directorate of Economics and Statistics**  
**GP Level Average Yield data for Kharif season 2019-20**

S.N	District	Taluk	Insurance Unit (hobli/ GP)	GP/HO BLI	Crop	IRR RF	No_CCE Conducted	Average Yield(Kg/Ha)	Name_Of_Higher_Level	No_cce Conducted_Higher	Higher average Yield(Kg/Ha)	Neighbo uring Yield	Tech. based Yield
201	Chitradurga	Holalkere	TALYA	GP	RAGI	RF	4	1135.35					
202	Chitradurga	Holalkere	TEKALAVATTI	GP	RAGI	RF	4	1136.94					
203	Chitradurga	Holalkere	TUPPADHALLI	GP	RAGI	RF	4	1589.49					
204	Chitradurga	Holalkere	UPPARIGENAHALLI	GP	RAGI	RF	4	1742.70					
205	Chitradurga	Holalkere	VISHWANATHANAHALLI	GP	RAGI	RF	4	1259.84					
206	Chitradurga	Hosadurga	ANIVALA	GP	RAGI	RF	4	1563.60					
207	Chitradurga	Hosadurga	ATTIMAGE	GP	RAGI	RF	4	1647.00					
208	Chitradurga	Hosadurga	BAGURU	GP	RAGI	RF	4	944.63					
209	Chitradurga	Hosadurga	BALLALSAMUDRA	GP	RAGI	RF	4	1197.10					
210	Chitradurga	Hosadurga	BELAGUR	GP	RAGI	RF	4	1837.69					
211	Chitradurga	Hosadurga	BOKIKERE	GP	RAGI	RF	4	1057.42					
212	Chitradurga	Hosadurga	CHIKKABYALADKERE	GP	RAGI	RF	4	706.71					
213	Chitradurga	Hosadurga	DEVAPURA	GP	RAGI	RF	4	1854.90					
214	Chitradurga	Hosadurga	DEVIGERE	GP	RAGI	RF	4	1237.43					
215	Chitradurga	Hosadurga	DODDAGATTA	GP	RAGI	RF	4	1678.13					
216	Chitradurga	Hosadurga	DODDAKITTADAHALLI	GP	RAGI	RF	4	1299.97					
217	Chitradurga	Hosadurga	DODDATHEKALAVATTI	GP	RAGI	RF	4	863.96					
218	Chitradurga	Hosadurga	GUDDADANERLKERE	GP	RAGI	RF	4	1361.92					
219	Chitradurga	Hosadurga	HEBALLI	GP	RAGI	RF	4	1125.39					
220	Chitradurga	Hosadurga	HEGGERE	GP	RAGI	RF	4	1454.60					

**Government of Karnataka**  
**Directorate of Economics and Statistics**  
**GP Level Average Yield data for Kharif season 2019-20**

S.N	District	Taluk	Insurance Unit (hobli/ GP)	GP/HO BLI	Crop	IRR RF	No_CCE Conducted	Average Yield(Kg/Ha)	Name_Of Higher Level	No_cce Conducted Higher	Higher average Yield(Kg/Ha)	Neighboring Yield	Tech-based Yield
221	Chitradurga	Hosadurga	HUNAVINADU	GP	RAGI	RF	4	1456.54					
222	Chitradurga	Hosadurga	JANKAL	GP	RAGI	RF	4	2987.76					
223	Chitradurga	Hosadurga	KABBALA	GP	RAGI	RF	4	1027.04					
224	Chitradurga	Hosadurga	KAINADU	GP	RAGI	RF	4	854.00					
225	Chitradurga	Hosadurga	KANCHIPURA	GP	RAGI	RF	4	1683.73					
226	Chitradurga	Hosadurga	KANGUVALLI	GP	RAGI	RF	4	1085.55					
227	Chitradurga	Hosadurga	KAREHALLI	GP	RAGI	RF	4	943.64					
228	Chitradurga	Hosadurga	KELLODU	GP	RAGI	RF	4	1101.99					
229	Chitradurga	Hosadurga	KURUBARAHALLI	GP	RAGI	RF	4	461.11					
230	Chitradurga	Hosadurga	LAKKIHALI	GP	RAGI	RF	4	938.93					
231	Chitradurga	Hosadurga	MADADKERE	GP	RAGI	RF	4	564.39					
232	Chitradurga	Hosadurga	MADHURE	GP	RAGI	RF	4	1496.37					
233	Chitradurga	Hosadurga	MALLAPPANAHALLI	GP	RAGI	RF	4	1252.37					
234	Chitradurga	Hosadurga	MATTODU	GP	RAGI	RF	4	1451.00					
235	Chitradurga	Hosadurga	S.NERLAKERE	GP	RAGI	RF			Hobli Level	35	1379.15		
236	Chitradurga	Hosadurga	SANEHALLI	GP	RAGI	RF	4	1620.86					
237	Chitradurga	Hosadurga	SRIRAMPURA	GP	RAGI	RF	4	2908.09					
238	Chitradurga	Hosadurga	THANDAGA	GP	RAGI	RF	4	1593.47					
239	Chitradurga	Molakalmur	B.G.KERE	GP	GROUNDNUT	RF	8	691.56					
240	Chitradurga	Molakalmur	CHIKKERAHALLI	GP	GROUNDNUT	RF	8	562.03					

**Government of Karnataka**  
**Directorate of Economics and Statistics**  
**GP Level Average Yield data for Kharif season 2019-20**

S.N	District	Taluk	Insurance Unit (hobli/ GP)	GP/HO BLI	Crop	IRR_Rf	No_CCE Conducted	Average Yield(Kg/Ha)	Name_Of_Higher_Level	No_cce Conducted_Higher	Higher average Yield(Kg/Ha)	Neighboring Yield	Tech. based Yield
241	Chitradurga	Molakalmur	DEVASAMUDRA	GP	GROUNDNUT	RF	8	795.14					
242	Chitradurga	Molakalmur	HANAGAL	GP	GROUNDNUT	RF	8	568.36					
243	Chitradurga	Molakalmur	HIREHALLI	GP	GROUNDNUT	RF	8	748.19					
244	Chitradurga	Molakalmur	J.B.HALLI	GP	GROUNDNUT	RF	8	482.83					
245	Chitradurga	Molakalmur	KONASAGARA	GP	GROUNDNUT	RF	8	1067.29					
246	Chitradurga	Molakalmur	KONDLAHALLI	GP	GROUNDNUT	RF	8	852.65					
247	Chitradurga	Molakalmur	Molakalmuru (ULB)	GP	GROUNDNUT	RF	8	577.37					
248	Chitradurga	Molakalmur	NAGASAMUDRA	GP	GROUNDNUT	RF	8	494.57					
249	Chitradurga	Molakalmur	NERLAHALLI	GP	GROUNDNUT	RF	8	745.36					
250	Chitradurga	Molakalmur	RAMPURA	GP	GROUNDNUT	RF	8	418.29					
251	Chitradurga	Molakalmur	RAYAPURA	GP	GROUNDNUT	RF			Hobli Level	87	719.87		
252	Chitradurga	Molakalmur	SANTEGUDDA	GP	GROUNDNUT	RF			Hobli Level	47	725.40		
253	Chitradurga	Molakalmur	SIDDAPURA	GP	GROUNDNUT	RF	8	911.29					
254	Chitradurga	Molakalmur	TAMMENAHALLI	GP	GROUNDNUT	RF	8	910.28					
255	Chitradurga	Molakalmur	TUMAKURLAHALLI	GP	GROUNDNUT	RF	8	854.50					

  
Director

Directorate of Economics and Statistics

*cb*





**Government of Karnataka**  
**Directorate of Economics and Statistics**  
**GP Level Average Yield data for Kharif season 2019-20**

S.N	District	Taluk	Insurance Unit (hobli/ GP)	GP/HO BLI	Crop	IRR RF	No_CCE Conducted	Average Yield(Kg/Ha)	Name_Of_Higher_Level	No_cce Conducted_Higher	Higher average Yield(Kg/Ha)	Neighbo uring Yield	Tech- based Yield
1	DakshinaKannada	Bantwal	ALIKE	GP	PADDY	RF			Hobli Level	78	4588.01		
2	DakshinaKannada	Bantwal	AMMUNJE	GP	PADDY	RF	4	4828.36					
3	DakshinaKannada	Bantwal	AMTADY	GP	PADDY	RF	4	3724.40					
4	DakshinaKannada	Bantwal	ANANTHADY	GP	PADDY	RF	4	3535.59					
5	DakshinaKannada	Bantwal	ARALA	GP	PADDY	RF	4	4188.07					
6	DakshinaKannada	Bantwal	BADAGABELLUR	GP	PADDY	RF	4	4263.23					
7	DakshinaKannada	Bantwal	BADAGAKAJEKAR	GP	PADDY	RF	4	4718.17					
8	DakshinaKannada	Bantwal	BALEPUNI	GP	PADDY	RF			Hobli Level	85	4405.48		
9	DakshinaKannada	Bantwal	BALTHILA	GP	PADDY	RF	4	5009.67					
10	DakshinaKannada	Bantwal	Bantwal (ULB)	GP	PADDY	RF	4	5026.22					
11	DakshinaKannada	Bantwal	BARIMARU	GP	PADDY	RF	4	5485.78					
12	DakshinaKannada	Bantwal	BOLANTHURU	GP	PADDY	RF	4	6450.89					
13	DakshinaKannada	Bantwal	CHENNAITHODI	GP	PADDY	RF	4	3610.60					
14	DakshinaKannada	Bantwal	GOLTHAMAJAL	GP	PADDY	RF	4	5037.48					
15	DakshinaKannada	Bantwal	IDKIDU	GP	PADDY	RF	4	4739.18					
16	DakshinaKannada	Bantwal	IRA	GP	PADDY	RF	4	6207.34					
17	DakshinaKannada	Bantwal	IRVATHUR	GP	PADDY	RF	4	2503.79					
18	DakshinaKannada	Bantwal	KADESHWALYA	GP	PADDY	RF	4	1948.41					
19	DakshinaKannada	Bantwal	KALLIGE	GP	PADDY	RF	4	0.00					
20	DakshinaKannada	Bantwal	KANYANA	GP	PADDY	RF	4	2865.08					

**Government of Karnataka**  
**Directorate of Economics and Statistics**  
**GP Level Average Yield data for Kharif season 2019-20**

S.N	District	Taluk	Insurance Unit (hobli/ GP)	GP/HO BLI	Crop	IRR_Rf	No_CCE Conducted	Average Yield(Kg/Ha)	Name_Of_Higher_Level	No_cce Conducted_Higher	Higher average Yield(Kg/Ha)	Neighboring Yield	Tech. based Yield
21	DakshinaKannada	Bantwal	KARIANGALA	GP	PADDY	RF	4	5473.14					
22	DakshinaKannada	Bantwal	KAROPADI	GP	PADDY	RF	4	3782.75					
23	DakshinaKannada	Bantwal	KAVALAMUDURU	GP	PADDY	RF	4	4171.22					
24	DakshinaKannada	Bantwal	KAVALAPADURU	GP	PADDY	RF	4	4390.31					
25	DakshinaKannada	Bantwal	KEDILA	GP	PADDY	RF	4	5434.87					
26	DakshinaKannada	Bantwal	KEPU	GP	PADDY	RF	4	3325.18					
27	DakshinaKannada	Bantwal	KOLNADU	GP	PADDY	RF	4	5192.61					
28	DakshinaKannada	Bantwal	KUKKIPADI	GP	PADDY	RF	4	4011.11					
29	DakshinaKannada	Bantwal	KURNAD	GP	PADDY	RF	4	4635.53					
30	DakshinaKannada	Bantwal	MANCHI	GP	PADDY	RF	4	5737.08					
31	DakshinaKannada	Bantwal	MANI	GP	PADDY	RF	4	5931.46					
32	DakshinaKannada	Bantwal	MANILA	GP	PADDY	RF	4	4058.91					
33	DakshinaKannada	Bantwal	MANINALKUR	GP	PADDY	RF	4	4385.26					
34	DakshinaKannada	Bantwal	MERAMAJALU	GP	PADDY	RF	4	5938.51					
35	DakshinaKannada	Bantwal	NARIKOMBURU	GP	PADDY	RF	4	1533.79					
36	DakshinaKannada	Bantwal	NARINGANA	GP	PADDY	RF	4	3606.63					
37	DakshinaKannada	Bantwal	NAVOORU	GP	PADDY	RF	4	4613.62					
38	DakshinaKannada	Bantwal	NETLAMUDNUR	GP	PADDY	RF	4	2880.25					
39	DakshinaKannada	Bantwal	PAJIRU	GP	PADDY	RF	4	6661.61					
40	DakshinaKannada	Bantwal	PANJIKALLU	GP	PADDY	RF	4	7763.29					

**Government of Karnataka**  
**Directorate of Economics and Statistics**  
**GP Level Average Yield data for Kharif season 2019-20**

S.N	District	Taluk	Insurance Unit (hobli/ GP)	GP/HO BLI	Crop	IRR RF	No_CCE Conducted	Average Yield(Kg/Ha)	Name Of Higher Level	No_cce Conducted Higher	Higher average Yield(Kg/Ha)	Neighboring Yield	Tech based Yield
41	DakshinaKannada	Bantwal	PERAJE	GP	PADDY	RF	4	5780.72					
42	DakshinaKannada	Bantwal	PERNE	GP	PADDY	RF	4	4350.27					
43	DakshinaKannada	Bantwal	PERUVAI	GP	PADDY	RF	4	2581.10					
44	DakshinaKannada	Bantwal	PILATHABETTU	GP	PADDY	RF	4	3758.89					
45	DakshinaKannada	Bantwal	PUDU	GP	PADDY	RF	4	4514.80					
46	DakshinaKannada	Bantwal	PUNACHA	GP	PADDY	RF	4	4637.31					
47	DakshinaKannada	Bantwal	RAYEE	GP	PADDY	RF	4	2338.41					
48	DakshinaKannada	Bantwal	SAJIPAMOODA	GP	PADDY	RF	4	4908.55					
49	DakshinaKannada	Bantwal	SAJIPAMUNNURU	GP	PADDY	RF	4	3863.64					
50	DakshinaKannada	Bantwal	SAJIPANADU	GP	PADDY	RF	4	3623.48					
51	DakshinaKannada	Bantwal	SANGABETTU	GP	PADDY	RF	4	4067.71					
52	DakshinaKannada	Bantwal	SARAPADI	GP	PADDY	RF	4	3668.36					
53	DakshinaKannada	Bantwal	THUMBE	GP	PADDY	RF	4	2867.45					
54	DakshinaKannada	Bantwal	ULI	GP	PADDY	RF	4	4373.46					
55	DakshinaKannada	Bantwal	VEERAKAMBA	GP	PADDY	RF			Hobli Level	78	4588.01		
56	DakshinaKannada	Bantwal	Vitla (ULB)	GP	PADDY	RF	4	4749.29					
57	DakshinaKannada	Bantwal	VITLAMUDNUR	GP	PADDY	RF	4	6750.48					
58	DakshinaKannada	Bantwal	VITLAPADNUR	GP	PADDY	RF	4	4414.97					
59	DakshinaKannada	Belthangady	ALADANGADI	GP	PADDY	RF	4	3308.75					
60	DakshinaKannada	Belthangady	ANDINJE	GP	PADDY	RF	4	4267.28					

eb

**Government of Karnataka**  
**Directorate of Economics and Statistics**  
**GP Level Average Yield data for Kharif season 2019-20**

S.N	District	Taluk	Insurance Unit (hobli/ GP)	GP/HO BLI	Crop	IRR RF	No_CCE Conducted	Average Yield(Kg/Ha)	Name_Of Higher Level	No_cce Conducted Higher	Higher average Yield(Kg/Ha)	Neighbo uring Yield	Tech- based Yield
61	DakshinaKannada	Belthangady	ARAMBODI	GP	PADDY	RF	4	4510.46					
62	DakshinaKannada	Belthangady	ARASINAMAKKI	GP	PADDY	RF	4	4052.01					
63	DakshinaKannada	Belthangady	BALANJA	GP	PADDY	RF	4	5427.97					
64	DakshinaKannada	Belthangady	BANDARU	GP	PADDY	RF			Hobli Level	59	4499.17		
65	DakshinaKannada	Belthangady	BARYA	GP	PADDY	RF			Hobli Level	59	4499.17		
66	DakshinaKannada	Belthangady	BELALU	GP	PADDY	RF	4	4726.54					
67	DakshinaKannada	Belthangady	Belthangadi(ULB)	GP	PADDY	RF	4	8276.45					
68	DakshinaKannada	Belthangady	CHARMADI	GP	PADDY	RF	4	3241.61					
69	DakshinaKannada	Belthangady	DHARMASTHALA	GP	PADDY	RF	4	747.62					
70	DakshinaKannada	Belthangady	HOSANGADI	GP	PADDY	RF	4	4786.37					
71	DakshinaKannada	Belthangady	ILANTHILA	GP	PADDY	RF	4	5192.83					
72	DakshinaKannada	Belthangady	INDABETTU	GP	PADDY	RF	4	4000.28					
73	DakshinaKannada	Belthangady	KADIRUDYAVARA	GP	PADDY	RF	4	4026.15					
74	DakshinaKannada	Belthangady	KALANJA	GP	PADDY	RF			Hobli Level	59	4499.17		
75	DakshinaKannada	Belthangady	KALIYA	GP	PADDY	RF	4	4784.82					
76	DakshinaKannada	Belthangady	KALMANJA	GP	PADDY	RF	4	4017.53					
77	DakshinaKannada	Belthangady	KANIYOORU	GP	PADDY	RF	4	5862.49					
78	DakshinaKannada	Belthangady	KASHIPATNA	GP	PADDY	RF	4	4365.83					
79	DakshinaKannada	Belthangady	KOKKADA	GP	PADDY	RF	4	4855.76					
80	DakshinaKannada	Belthangady	KOYYURU	GP	PADDY	RF	4	4396.87					

28

**Government of Karnataka**  
**Directorate of Economics and Statistics**  
**GP Level Average Yield data for Kharif season 2019-20**

S.N	District	Taluk	Insurance Unit (hobli/ GP)	GP/HO BLI	Crop	IRR_Rf	No_CCE Conducted	Average Yield(Kg/Ha)	Name_Of_Higher_Level	No_cce Conducted Higher	Higher average Yield(Kg/Ha)	Neighboring Yield	Tech based Yield
81	DakshinaKannada	Belthangady	KUKKEDI	GP	PADDY	RF	4	4248.32					
82	DakshinaKannada	Belthangady	KUVETTU	GP	PADDY	RF	4	5698.68					
83	DakshinaKannada	Belthangady	LAILA	GP	PADDY	RF	4	4815.00					
84	DakshinaKannada	Belthangady	MACHINA	GP	PADDY	RF	4	5573.67					
85	DakshinaKannada	Belthangady	MADANTHYARU	GP	PADDY	RF			Hobli Level	59	4499.17		
86	DakshinaKannada	Belthangady	MALADI	GP	PADDY	RF	4	2444.19					
87	DakshinaKannada	Belthangady	MALAVANTHIGE	GP	PADDY	RF	4	3952.44					
88	DakshinaKannada	Belthangady	MARODI	GP	PADDY	RF	4	5094.72					
89	DakshinaKannada	Belthangady	MELANTHABETTU	GP	PADDY	RF	4	3953.91					
90	DakshinaKannada	Belthangady	MITHABAGILU	GP	PADDY	RF			Hobli Level	69	4460.64		
91	DakshinaKannada	Belthangady	MUNDAJE	GP	PADDY	RF	4	5710.75					
92	DakshinaKannada	Belthangady	NADA	GP	PADDY	RF	4	3957.18					
93	DakshinaKannada	Belthangady	NARAVI	GP	PADDY	RF	4	3185.30					
94	DakshinaKannada	Belthangady	NAVOORU	GP	PADDY	RF	4	3902.87					
95	DakshinaKannada	Belthangady	NERIYA	GP	PADDY	RF	4	3501.11					
96	DakshinaKannada	Belthangady	NIDLE	GP	PADDY	RF	4	5544.88					
97	DakshinaKannada	Belthangady	PADANGADI	GP	PADDY	RF	4	3707.16					
98	DakshinaKannada	Belthangady	PATRAME	GP	PADDY	RF			Hobli Level	59	4499.17		
99	DakshinaKannada	Belthangady	PUDUVETTU	GP	PADDY	RF	4	4534.80					
100	DakshinaKannada	Belthangady	SHIBAJE	GP	PADDY	RF			Hobli Level	59	4499.17		

**Government of Karnataka**  
**Directorate of Economics and Statistics**  
**GP Level Average Yield data for Kharif season 2019-20**

S.N	District	Taluk	Insurance Unit (hobli/ GP)	GP/HO BLI	Crop	IRR RF	No_CCE Conducted	Average Yield(Kg/Ha)	Name_Of Higher Level	No_cce Conducted Higher	Higher average Yield(Kg/Ha)	Neighbo uring Yield	Tech based Yield
101	DakshinaKannada	Belthangady	SHIRLALU	GP	PADDY	RF	4	4214.09					
102	DakshinaKannada	Belthangady	SHISHILA	GP	PADDY	RF	4	2852.44					
103	DakshinaKannada	Belthangady	SULKERI	GP	PADDY	RF	4	4157.38					
104	DakshinaKannada	Belthangady	THANNIRUPANTHA	GP	PADDY	RF	4	2870.89					
105	DakshinaKannada	Belthangady	THEKKARU	GP	PADDY	RF			Hobli Level	59	4499.17		
106	DakshinaKannada	Belthangady	UJIRE	GP	PADDY	RF	4	3606.63					
107	DakshinaKannada	Belthangady	VENOORU	GP	PADDY	RF	4	3741.64					
108	DakshinaKannada	Mangalore	ADYAR	GP	PADDY	RF	4	5460.85					
109	DakshinaKannada	Mangalore	AIKALA	GP	PADDY	RF	4	5131.19					
110	DakshinaKannada	Mangalore	AMBLAMOGRU	GP	PADDY	RF	4	4262.23					
111	DakshinaKannada	Mangalore	ATHIKARI BETTU	GP	PADDY	RF	4	4234.42					
112	DakshinaKannada	Mangalore	BADAGAYEDAPADAVU	GP	PADDY	RF	4	3220.49					
113	DakshinaKannada	Mangalore	BAJPE	GP	PADDY	RF	4	5206.36					
114	DakshinaKannada	Mangalore	BALKUNJE	GP	PADDY	RF	4	4664.18					
115	DakshinaKannada	Mangalore	BELMA	GP	PADDY	RF	4	3258.49					
116	DakshinaKannada	Mangalore	BELUVAI	GP	PADDY	RF	4	4293.40					
117	DakshinaKannada	Mangalore	BOLIYAR	GP	PADDY	RF	4	4137.51					
118	DakshinaKannada	Mangalore	CHELAIURU	GP	PADDY	RF	4	6398.73					
119	DakshinaKannada	Mangalore	DAREGUDDE	GP	PADDY	RF	4	3539.22					
120	DakshinaKannada	Mangalore	GANJIMATA	GP	PADDY	RF	4	6494.46					

**Government of Karnataka**  
**Directorate of Economics and Statistics**  
**GP Level Average Yield data for Kharif season 2019-20**

S.N	District	Taluk	Insurance Unit (hobli/ GP)	GP/HO BLI	Crop	IRR RF	No_CCE Conducted	Average Yield(Kg/Ha)	Name_Of_Higher_Level	No_cce Conducted_Higher	Higher average Yield(Kg/Ha)	Neighboring Yield	Tech-based Yield
121	DakshinaKannada	Mangalore	GURUPURA	GP	PADDY	RF	4	3901.07					
122	DakshinaKannada	Mangalore	HALEYANGADY	GP	PADDY	RF	4	4172.71					
123	DakshinaKannada	Mangalore	HAREKALA	GP	PADDY	RF	4	4592.56					
124	DakshinaKannada	Mangalore	HOSABETTU	GP	PADDY	RF	4	6202.05					
125	DakshinaKannada	Mangalore	IRUVAIL	GP	PADDY	RF	4	3646.81					
126	DakshinaKannada	Mangalore	KALLAMUNDKUR	GP	PADDY	RF	4	5391.40					
127	DakshinaKannada	Mangalore	KANDAVARA	GP	PADDY	RF	4	5987.49					
128	DakshinaKannada	Mangalore	Katilu	GP	PADDY	RF	4	5652.73					
129	DakshinaKannada	Mangalore	KEMRAL	GP	PADDY	RF	4	3500.25					
130	DakshinaKannada	Mangalore	KILPADI	GP	PADDY	RF	4	3620.84					
131	DakshinaKannada	Mangalore	KINNIGOLI	GP	PADDY	RF	4	3976.66					
132	DakshinaKannada	Mangalore	KINYA	GP	PADDY	RF	4	2733.81					
133	DakshinaKannada	Mangalore	KONAJE	GP	PADDY	RF	4	6087.89					
134	DakshinaKannada	Mangalore	Kotekar(ULB)	GP	PADDY	RF	4	5211.92					
135	DakshinaKannada	Mangalore	KUPPEPADAV	GP	PADDY	RF	4	4957.25					
136	DakshinaKannada	Mangalore	MALAVURU	GP	PADDY	RF	4	4265.04					
137	DakshinaKannada	Mangalore	MALLURU	GP	PADDY	RF	4	5345.21					
138	DakshinaKannada	Mangalore	Mangalore-Gurupura (ULB)	GP	PADDY	RF	4	3560.60					
139	DakshinaKannada	Mangalore	MANJANADY	GP	PADDY	RF	4	5401.52					
140	DakshinaKannada	Mangalore	MENNABETTU	GP	PADDY	RF	4	6207.34					

**Government of Karnataka**  
**Directorate of Economics and Statistics**  
**GP Level Average Yield data for Kharif season 2019-20**

S.N	District	Taluk	Insurance Unit (hobli/ GP)	GP/HO BLI	Crop	IRR RF	No. CCE Conducted	Average Yield(Kg/Ha)	Name Of Higher Level	No. cce Conducted Higher	Higher average Yield(Kg/Ha)	Neighboring Yield	Tech. based Yield
141	DakshinaKannada	Mangalore	MOODUSHEDDE	GP	PADDY	RF	4	4485.96					
142	DakshinaKannada	Mangalore	MUCHURU	GP	PADDY	RF	4	5252.96					
143	DakshinaKannada	Mangalore	Mudabidare (ULB)	GP	PADDY	RF	4	4405.48					
144	DakshinaKannada	Mangalore	Mulki (ULB)	GP	PADDY	RF	4	3286.41					
145	DakshinaKannada	Mangalore	MUNNURU	GP	PADDY	RF	4	3873.27					
146	DakshinaKannada	Mangalore	NEERMARGA	GP	PADDY	RF	4	5181.40					
147	DakshinaKannada	Mangalore	NELLIKARU	GP	PADDY	RF	4	2819.17					
148	DakshinaKannada	Mangalore	PADUMARNAD	GP	PADDY	RF	4	5077.09					
149	DakshinaKannada	Mangalore	PADUPANAMBUR	GP	PADDY	RF	4	3189.88					
150	DakshinaKannada	Mangalore	PADUPERAR	GP	PADDY	RF	4	3834.15					
151	DakshinaKannada	Mangalore	PALADKA	GP	PADDY	RF	4	4516.70					
152	DakshinaKannada	Mangalore	PAVOOR	GP	PADDY	RF	4	3977.40					
153	DakshinaKannada	Mangalore	PERMUDE	GP	PADDY	RF	4	5884.04					
154	DakshinaKannada	Mangalore	PUTTIGE	GP	PADDY	RF	4	6714.27					
155	DakshinaKannada	Mangalore	SHIRTHADY	GP	PADDY	RF	4	4599.46					
156	DakshinaKannada	Mangalore	SOMESHWARA	GP	PADDY	RF	4	4358.07					
157	DakshinaKannada	Mangalore	SURINJE	GP	PADDY	RF	4	4618.67					
158	DakshinaKannada	Mangalore	TALAPADY	GP	PADDY	RF	4	3968.14					
159	DakshinaKannada	Mangalore	TENKAMIJARU	GP	PADDY	RF	4	4006.90					
160	DakshinaKannada	Mangalore	ULAIBETTU	GP	PADDY	RF	4	4784.82					



**Government of Karnataka**  
**Directorate of Economics and Statistics**  
**GP Level Average Yield data for Kharif season 2019-20**

S.N	District	Taluk	Insurance Unit (hobli/ GP)	GP/HO BLI	Crop	IRR RF	No_CCE Conducted	Average Yield(Kg/Ha)	Name_Of Higher_Level	No_cce Conducted Higher	Higher average Yield(Kg/Ha)	Neighbo uring Yield	Tech. based Yield
161	DakshinaKannada	Mangalore	Ullal (ULB)	GP	PADDY	RF	4	5532.97					
162	DakshinaKannada	Mangalore	VALPADI	GP	PADDY	RF	4	4911.59					
163	DakshinaKannada	Mangalore	YEDAPADAVU	GP	PADDY	RF	4	4959.84					
164	DakshinaKannada	Mangalore	YEKKARU	GP	PADDY	RF	4	6681.51					
165	DakshinaKannada	Puttur	ALANKARU	GP	PADDY	RF	4	4191.07					
166	DakshinaKannada	Puttur	ARIYADKA	GP	PADDY	RF	4	6100.93					
167	DakshinaKannada	Puttur	ARYAPU	GP	PADDY	RF	4	6030.08					
168	DakshinaKannada	Puttur	BADAGANNURU	GP	PADDY	RF	4	4385.30					
169	DakshinaKannada	Puttur	BAJATHURU	GP	PADDY	RF	4	5107.26					
170	DakshinaKannada	Puttur	BALNADU	GP	PADDY	RF	4	4956.58					
171	DakshinaKannada	Puttur	BANNURU	GP	PADDY	RF	4	4504.07					
172	DakshinaKannada	Puttur	BELANDURU	GP	PADDY	RF	4	4952.93					
173	DakshinaKannada	Puttur	BETTAMPADY	GP	PADDY	RF	4	3333.10					
174	DakshinaKannada	Puttur	GOLITHOTTU	GP	PADDY	RF	4	5630.57					
175	DakshinaKannada	Puttur	HIREBANDADI	GP	PADDY	RF	4	3454.95					
176	DakshinaKannada	Puttur	KABAKA	GP	PADDY	RF	4	5483.00					
177	DakshinaKannada	Puttur	KADABA	GP	PADDY	RF	4	5097.16					
178	DakshinaKannada	Puttur	KANIYURU	GP	PADDY	RF	4	3981.20					
179	DakshinaKannada	Puttur	KAUKRADY	GP	PADDY	RF	4	3349.62					
180	DakshinaKannada	Puttur	KEDAMBADI	GP	PADDY	RF			Hobli Level	44	4683.71		


Ch

**Government of Karnataka**  
**Directorate of Economics and Statistics**  
**GP Level Average Yield data for Kharif season 2019-20**

S.N	District	Taluk	Insurance Unit (hobli/ GP)	GP/HO BLI	Crop	IRF RF	No. CCE Conducted	Average Yield(Kg/Ha)	Name Of Higher Level	No. cce Conducted Higher	Higher average Yield(Kg/Ha)	Neighboring Yield	Tech. based Yield
181	DakshinaKannada	Puttur	KODIMBADI	GP	PADDY	RF	4	4582.61					
182	DakshinaKannada	Puttur	KOILA	GP	PADDY	RF	4	5307.03					
183	DakshinaKannada	Puttur	KOLTHIGE	GP	PADDY	RF	4	4622.89					
184	DakshinaKannada	Puttur	KOMBARU	GP	PADDY	RF			Hobli Level	36	4731.50		
185	DakshinaKannada	Puttur	KUTRUPADY	GP	PADDY	RF	4	4634.69					
186	DakshinaKannada	Puttur	MUNDURU	GP	PADDY	RF	4	5793.21					
187	DakshinaKannada	Puttur	NARIMOGRU	GP	PADDY	RF	4	4390.15					
188	DakshinaKannada	Puttur	NELYADY	GP	PADDY	RF	4	5639.19					
189	DakshinaKannada	Puttur	NETTANIGE MUDNURU	GP	PADDY	RF	4	3414.04					
190	DakshinaKannada	Puttur	NOOJIBALTHILA	GP	PADDY	RF	4	4257.02					
191	DakshinaKannada	Puttur	PANAJE	GP	PADDY	RF	4	3485.28					
192	DakshinaKannada	Puttur	PERABE	GP	PADDY	RF	4	5264.17					
193	DakshinaKannada	Puttur	Puttur(ULB)	GP	PADDY	RF	4	5009.25					
194	DakshinaKannada	Puttur	RAMAKUNJA	GP	PADDY	RF	4	5054.25					
195	DakshinaKannada	Puttur	SAVANURU	GP	PADDY	RF	4	4502.72					
196	DakshinaKannada	Puttur	UPPINANGADY	GP	PADDY	RF	4	4832.24					
197	DakshinaKannada	Sullia	ARANTHODU	GP	PADDY	RF	4	5401.52					
198	DakshinaKannada	Sullia	BALPA	GP	PADDY	RF	4	3822.35					
199	DakshinaKannada	Sullia	BELLARE	GP	PADDY	RF	4	4621.02					
200	DakshinaKannada	Sullia	YEDAMANGALA	GP	PADDY	RF	4	4109.70					

**Government of Karnataka**  
**Directorate of Economics and Statistics**  
**GP Level Average Yield data for Kharif season 2019-20**

S.N	District	Taluk	Insurance Unit (hobli/ GP)	GP/HO BLI	Crop	IRR_ RF	No_CCE _Conduc ted	Average Yield(Kg/Ha)	Name_Of_ Higher_ Level	No_cce Conducted_ Higher	Higher average Yield(Kg/Ha)	Neighbo uring Yield	Tech. based Yield
201	DakshinaKannada	Sullia	YENMURU	GP	PADDY	RF	4	4451.34					

  
Director

Directorate of Economics and Statistics

*ds*

Handwritten text in Urdu script, oriented vertically along the right edge of the page. The text is partially cut off and difficult to decipher due to the image quality and orientation.

**Government of Karnataka**  
**Directorate of Economics and Statistics**  
**GP Level Average Yield data for Kharif season 2019-20**

S.N	District	Taluk	Insurance Unit (hobli/ GP)	GP/HO BLI	Crop	IRR_RF	No_CCE_Conducted	Average Yield(Kg/Ha)	Name_Of_Higher_Level	No_cce_Conducted_Higher	Higher average Yield(Kg/Ha)	Neighboring Yield	Tech. based Yield
1	Davangere	Channagiri	AGARABANNIHATTI	GP	Maize (Makka)	RF	4	2161.95					
2	Davangere	Channagiri	AJIHALLI	GP	Maize (Makka)	RF	4	4416.12					
3	Davangere	Channagiri	BASAVAPATTANA	GP	Maize (Makka)	RF	4	5064.81					
4	Davangere	Channagiri	BELLIGANUR	GP	Maize (Makka)	RF	4	3269.03					
5	Davangere	Channagiri	BULASAGARA	GP	Maize (Makka)	RF	4	2506.61					
6	Davangere	Channagiri	CHANNESHAPURA	GP	Maize (Makka)	RF	4	3130.13					
7	Davangere	Channagiri	CHIKKAGANGUR	GP	Maize (Makka)	RF	4	3603.25					
8	Davangere	Channagiri	DAGINAKATTE	GP	Maize (Makka)	RF	4	3806.91					
9	Davangere	Channagiri	DEVARAHALLI	GP	Maize (Makka)	RF	4	4091.52					
10	Davangere	Channagiri	DODDABBIGERE	GP	Maize (Makka)	RF	4	1572.23					
11	Davangere	Channagiri	DURVIGERE	GP	Maize (Makka)	RF	4	4041.91					
12	Davangere	Channagiri	GARAGA	GP	Maize (Makka)	RF	4	3837.72					
13	Davangere	Channagiri	GOPPENAHALLI	GP	Maize (Makka)	RF	4	6204.12					
14	Davangere	Channagiri	GUDDADA KOMARANAHALI	GP	Maize (Makka)	RF	4	4462.13					
15	Davangere	Channagiri	HARONAHALLI	GP	Maize (Makka)	RF	4	3932.76					
16	Davangere	Channagiri	HEBBALAGERE	GP	Maize (Makka)	RF	4	2929.60					
17	Davangere	Channagiri	HIREMALALI	GP	Maize (Makka)	RF	4	4115.17					
18	Davangere	Channagiri	HODIGERE	GP	Maize (Makka)	RF	4	3344.24					

**Government of Karnataka**  
**Directorate of Economics and Statistics**  
**GP Level Average Yield data for Kharif season 2019-20**

S.N	District	Taluk	Insurance Unit (hobli/ GP)	GP/HO BLI	Crop	IRR RF	No. CCE Conducted	Average Yield(Kg/Ha)	Name Of Higher Level	No. cce Conducted Higher	Higher average Yield(Kg/Ha)	Neighboring Yield	Tech. based Yield
19	Davangere	Channagiri	HONNEBAGHI	GP	Maize (Makka)	RF	4	3615.26					
20	Davangere	Channagiri	ITTIGE	GP	Maize (Makka)	RF	4	3575.05					
21	Davangere	Channagiri	JOLADAL	GP	Maize (Makka)	RF	4	3965.67					
22	Davangere	Channagiri	KABBALA	GP	Maize (Makka)	RF	4	2616.48					
23	Davangere	Channagiri	KAGATHUR	GP	Maize (Makka)	RF	4	3360.84					
24	Davangere	Channagiri	KAKANUR	GP	Maize (Makka)	RF	4	2421.47					
25	Davangere	Channagiri	KANCHIGANAL	GP	Maize (Makka)	RF	4	3872.71					
26	Davangere	Channagiri	KAREKATTE	GP	Maize (Makka)	RF	4	3355.20					
27	Davangere	Channagiri	KARIGANUR	GP	Maize (Makka)	RF	4	2985.74					
28	Davangere	Channagiri	KEMPAHALLI	GP	Maize (Makka)	RF	4	4184.21					
29	Davangere	Channagiri	KEREBILACHI	GP	Maize (Makka)	RF	4	2113.65					
30	Davangere	Channagiri	KOGALUR	GP	Maize (Makka)	RF	4	2343.11					
31	Davangere	Channagiri	KONDADAHALLI	GP	Maize (Makka)	RF	4	2461.96					
32	Davangere	Channagiri	KORATIKERE	GP	Maize (Makka)	RF	4	2971.38					
33	Davangere	Channagiri	KOTEHAL	GP	Maize (Makka)	RF	4	3924.41					
34	Davangere	Channagiri	LINGADAHALLI	GP	Maize (Makka)	RF	4	3642.42					
35	Davangere	Channagiri	MALLAPURA	GP	Maize (Makka)	RF	4	4824.18					
36	Davangere	Channagiri	MARAVANJI	GP	Maize (Makka)	RF	4	4112.40					

**Government of Karnataka**  
**Directorate of Economics and Statistics**  
**GP Level Average Yield data for Kharif season 2019-20**

S.N	District	Taluk	Insurance Unit (hobli/ GP)	GP/HO BLI	Crop	IRR- RF	No CCE Conducted	Average Yield(Kg/Ha)	Name Of Higher Level	No_cce Conducted Higher	Higher average Yield(Kg/Ha)	Neighboring Yield	Tech-based Yield
37	Davangere	Channagiri	MEDIKERE	GP	Maize (Makka)	RF	4	3347.37					
38	Davangere	Channagiri	MUDIGERE	GP	Maize (Makka)	RF	4	4355.23					
39	Davangere	Channagiri	NALKUDRE	GP	Maize (Makka)	RF	4	2502.95					
40	Davangere	Channagiri	NALLUR	GP	Maize (Makka)	RF	4	3754.90					
41	Davangere	Channagiri	NAVILEHAL	GP	Maize (Makka)	RF	4	2166.65					
42	Davangere	Channagiri	NELLIHANKALU	GP	Maize (Makka)	RF	4	3693.70					
43	Davangere	Channagiri	NILOGAL	GP	Maize (Makka)	RF	4	2720.98					
44	Davangere	Channagiri	NUGGIHALLI	GP	Maize (Makka)	RF	4	3602.73					
45	Davangere	Channagiri	PANDOMATTI	GP	Maize (Makka)	RF	4	3615.16					
46	Davangere	Channagiri	RAJAGONDANAHALLI	GP	Maize (Makka)	RF	4	4511.89					
47	Davangere	Channagiri	RUDRAPURA	GP	Maize (Makka)	RF	4	3600.04					
48	Davangere	Channagiri	SANTHEBENNUR	GP	Maize (Makka)	RF	4	3031.43					
49	Davangere	Channagiri	SIDDANAMATA	GP	Maize (Makka)	RF	4	4247.14					
50	Davangere	Channagiri	SOMLAPURA	GP	Maize (Makka)	RF	4	2645.00					
51	Davangere	Channagiri	TANIGERE	GP	Maize (Makka)	RF	4	2137.41					
52	Davangere	Channagiri	TAVAREKERE	GP	Maize (Makka)	RF	4	3429.35					
53	Davangere	Channagiri	THIPPAGONDANAHALLI	GP	Maize (Makka)	RF	4	4551.59					
54	Davangere	Channagiri	TYAVANAGI	GP	Maize (Makka)	RF	4	3821.38					

**Government of Karnataka**  
**Directorate of Economics and Statistics**  
**GP Level Average Yield data for Kharif season 2019-20**

S.N	District	Taluk	Insurance Unit (hobli/ GP)	GP/HO BLI	Crop	IRR RF	No_CCE Conducted	Average Yield(Kg/Ha)	Name Of Higher Level	No_cce Conducted Higher	Higher average Yield(Kg/Ha)	Neighboring Yield	Tech based Yield
55	Davangere	Channagiri	VADNAL	GP	Maize (Makka)	RF	4	3510.04					
56	Davangere	Davanagere	AALUR	GP	Maize (Makka)	RF	4	3939.55					
57	Davangere	Davanagere	ANABERU	GP	Maize (Makka)	RF	4	3436.38					
58	Davangere	Davanagere	ANAGODU	GP	Maize (Makka)	RF	4	4318.68					
59	Davangere	Davanagere	ANAJI	GP	Maize (Makka)	RF	4	3202.24					
60	Davangere	Davanagere	ATTIGERE	GP	Maize (Makka)	RF	4	4258.62					
61	Davangere	Davanagere	AVARAGOLLA	GP	Maize (Makka)	RF	4	3786.02					
62	Davangere	Davanagere	BADA	GP	Maize (Makka)	RF	4	4608.50					
63	Davangere	Davanagere	BASAVANHAL	GP	Maize (Makka)	RF	4	4057.57					
64	Davangere	Davanagere	BELAVANUR	GP	Maize (Makka)	RF	4	4462.29					
65	Davangere	Davanagere	BETHUR	GP	Maize (Makka)	RF	4	4788.67					
66	Davangere	Davanagere	Davanagere(ULB)	GP	Maize (Makka)	RF	4	4830.91					
67	Davangere	Davanagere	DODDABATHI	GP	Maize (Makka)	RF	4	2522.28					
68	Davangere	Davanagere	GOPANALU	GP	Maize (Makka)	RF	4	4048.44					
69	Davangere	Davanagere	GUDHAL	GP	Maize (Makka)	RF	4	2670.95					
70	Davangere	Davanagere	HADADI	GP	Maize (Makka)	RF	4	3564.08					
71	Davangere	Davanagere	HALEBATHI	GP	Maize (Makka)	RF	4	4450.28					
72	Davangere	Davanagere	HEBBALU	GP	Maize (Makka)	RF	4	3791.51					



**Government of Karnataka**  
**Directorate of Economics and Statistics**  
**GP Level Average Yield data for Kharif season 2019-20**

S.N	District	Taluk	Insurance Unit (hobli/ GP)	GP/HO BLI	Crop	IRR RF	No COE Conducted	Average Yield(Kg/Ha)	Name Of Higher Level	No cce Conducted Higher	Higher average Yield(Kg/Ha)	Neighboring Yield	Tech. based Yield
73	Davangere	Davanagere	HEMMANABETHUR	GP	Maize (Makka)	RF	4	4931.16					
74	Davangere	Davanagere	HONNUR	GP	Maize (Makka)	RF	4	2969.81					
75	Davangere	Davanagere	HUCHHAVVANAHALLI	GP	Maize (Makka)	RF	4	4856.55					
76	Davangere	Davanagere	HULIKATTE	GP	Maize (Makka)	RF	4	3609.78					
77	Davangere	Davanagere	IGURU	GP	Maize (Makka)	RF	4	3588.10					
78	Davangere	Davanagere	KADAJJI	GP	Maize (Makka)	RF	4	4115.02					
79	Davangere	Davanagere	KADLEBALU	GP	Maize (Makka)	RF	4	4307.19					
80	Davangere	Davanagere	KAIDALE	GP	Maize (Makka)	RF	4	4714.81					
81	Davangere	Davanagere	KAKKARAGOLLA	GP	Maize (Makka)	RF	4	3269.04					
82	Davangere	Davanagere	KANAGONDANAHALLI	GP	Maize (Makka)	RF	4	1927.06					
83	Davangere	Davanagere	KANDAGAL	GP	Maize (Makka)	RF	4	3728.89					
84	Davangere	Davanagere	KANDANAKOVI	GP	Maize (Makka)	RF	4	4491.01					
85	Davangere	Davanagere	KODAGANUR	GP	Maize (Makka)	RF	4	3425.70					
86	Davangere	Davanagere	KUKKAWADA	GP	Maize (Makka)	RF	4	3691.92					
87	Davangere	Davanagere	KURKI	GP	Maize (Makka)	RF	4	3968.28					
88	Davangere	Davanagere	LOKIKERE	GP	Maize (Makka)	RF			Hobli Level	52	3951.80		
89	Davangere	Davanagere	MALALAKERE	GP	Maize (Makka)	RF			Hobli Level	52	3951.80		
90	Davangere	Davanagere	MATHI	GP	Maize (Makka)	RF	4	3593.85					

**Government of Karnataka**  
**Directorate of Economics and Statistics**  
**GP Level Average Yield data for Kharif season 2019-20**

S.N	District	Taluk	Insurance Unit (hobli/ GP)	GP/HO BLI	Crop	IRR RF	No_CCE Conducted	Average Yield(Kg/Ha)	Name_Of Higher_Level	No_cce Conducted_Higher	Higher average Yield(Kg/Ha)	Neighbo uring Yield	Tech based Yield
91	Davangere	Davanagere	MAYAKONDA	GP	Maize (Makka)	RF	4	3140.89					
92	Davangere	Davanagere	MUDAHADADI	GP	Maize (Makka)	RF	4	3435.26					
93	Davangere	Davanagere	NARAGANAHALLI	GP	Maize (Makka)	RF	4	5222.10					
94	Davangere	Davanagere	NERLIGE	GP	Maize (Makka)	RF	4	4235.12					
95	Davangere	Davanagere	SHIRAMAGONDANAHALLI	GP	Maize (Makka)	RF	4	2692.00					
96	Davangere	Davanagere	SHYAGALE	GP	Maize (Makka)	RF	4	3317.34					
97	Davangere	Davanagere	SRIRAMANAGARA	GP	Maize (Makka)	RF	4	3900.91					
98	Davangere	Davanagere	TOLAHUNSE	GP	Maize (Makka)	RF	4	3404.29					
99	Davangere	Harihar	BANNIKODU	GP	Maize (Makka)	RF	4	3650.25					
100	Davangere	Harihar	BELLUDI	GP	Maize (Makka)	RF	4	2420.66					
101	Davangere	Harihar	BHANUVALLI	GP	Maize (Makka)	RF	4	3347.16					
102	Davangere	Harihar	DEVARABELAKERE	GP	Maize (Makka)	RF	4	2480.50					
103	Davangere	Harihar	GUTTUR	GP	Maize (Makka)	RF	4	4303.01					
104	Davangere	Harihar	HALIVANA	GP	Maize (Makka)	RF	4	3744.25					
105	Davangere	Harihar	HANAGAWADI	GP	Maize (Makka)	RF	4	3804.41					
106	Davangere	Harihar	HARALAHALLI	GP	Maize (Makka)	RF			Hobli Level	42	3873.47		
107	Davangere	Harihar	HARLAPURA	GP	Maize (Makka)	RF	4	3411.08					
108	Davangere	Harihar	HOLESIRIGERE	GP	Maize (Makka)	RF	4	4613.10					

**Government of Karnataka**  
**Directorate of Economics and Statistics**  
**GP Level Average Yield data for Kharif season 2019-20**

S.N	District	Taluk	Insurance Unit (hobli/ GP)	GP/HO BLI	Crop	IRR RF	No_CCE Conducted	Average Yield(Kg/Ha)	Name_Of_Higher_Level	No_cce Conducted_Higher	Higher average Yield(Kg/Ha)	Neighbo uring Yield	Tech. based Yield
109	Davangere	Harihar	JIGALI	GP	Maize (Makka)	RF	4	3090.75					
110	Davangere	Harihar	K. BEVINAHALLI	GP	Maize (Makka)	RF			Hobli Level	44	3533.41		
111	Davangere	Harihar	KADARANAYAKANAHALLI	GP	Maize (Makka)	RF	4	2310.52					
112	Davangere	Harihar	KOKKANUR	GP	Maize (Makka)	RF	4	3357.81					
113	Davangere	Harihar	KONDALJI	GP	Maize (Makka)	RF	4	3394.78					
114	Davangere	Harihar	KUMBALUR	GP	Maize (Makka)	RF			Hobli Level	42	3873.47		
115	Davangere	Harihar	KUNIBELAKERE	GP	Maize (Makka)	RF			Hobli Level	42	3873.47		
116	Davangere	Harihar	MALEBENNUR	GP	Maize (Makka)	RF	4	5574.59					
117	Davangere	Harihar	NANDIGAYI	GP	Maize (Makka)	RF	4	4279.60					
118	Davangere	Harihar	RAJANAHALLI	GP	Maize (Makka)	RF	4	3037.12					
119	Davangere	Harihar	SALAKATTE	GP	Maize (Makka)	RF	4	4705.11					
120	Davangere	Harihar	SARATHI	GP	Maize (Makka)	RF	4	4313.46					
121	Davangere	Harihar	UKKADAGATHRI	GP	Maize (Makka)	RF	4	4306.14					
122	Davangere	Harihar	VASANA	GP	Maize (Makka)	RF			Hobli Level	42	3873.47		
123	Davangere	Harihar	YALAVATTI	GP	Maize (Makka)	RF	4	4506.88					
124	Davangere	Harihar	YALEHOLE	GP	Maize (Makka)	RF	4	3216.71					
125	Davangere	Harihar	BANNIKODU	GP	PADDY	IRR	4	5864.84					
126	Davangere	Harihar	BELLUDI	GP	PADDY	IRR	4	6246.04					

*ca*

**Government of Karnataka**  
**Directorate of Economics and Statistics**  
**GP Level Average Yield data for Kharif season 2019-20**

S.N	District	Taluk	Insurance Unit (hobli/ GP)	GP/HO BLI	Crop	IRR RF	No_CCE Conducted	Average Yield(Kg/Ha)	Name_Of Higher Level	No_cce Conducted Higher	Higher average Yield(Kg/Ha)	Neighbo uring Yield	Tech. based Yield
127	Davangere	Harihar	BHANUVALLI	GP	PADDY	IRR	4	6138.89					
128	Davangere	Harihar	DEVARABELAKERE	GP	PADDY	IRR	4	6189.77					
129	Davangere	Harihar	GUTTUR	GP	PADDY	IRR	4	5543.01					
130	Davangere	Harihar	HALIVANA	GP	PADDY	IRR	4	5431.10					
131	Davangere	Harihar	HANAGAWADI	GP	PADDY	IRR	4	4502.45					
132	Davangere	Harihar	HARALAHALLI	GP	PADDY	IRR	4	3974.70					
133	Davangere	Harihar	HARLAPURA	GP	PADDY	IRR	4	7084.37					
134	Davangere	Harihar	HOLESIRIGERE	GP	PADDY	IRR	4	3713.31					
135	Davangere	Harihar	JIGALI	GP	PADDY	IRR	4	4531.77					
136	Davangere	Harihar	K. BEVINAHALLI	GP	PADDY	IRR	4	6527.29					
137	Davangere	Harihar	KADARANAYAKANAHALL I	GP	PADDY	IRR	4	4739.25					
138	Davangere	Harihar	KOKKANUR	GP	PADDY	IRR	4	5215.46					
139	Davangere	Harihar	KONDAJJI	GP	PADDY	IRR	4	5701.47					
140	Davangere	Harihar	KUMBALUR	GP	PADDY	IRR	4	5700.66					
141	Davangere	Harihar	KUNIBELAKERE	GP	PADDY	IRR	4	6155.14					
142	Davangere	Harihar	MALEBENNUR	GP	PADDY	IRR	4	5348.28					
143	Davangere	Harihar	NANDIGAVI	GP	PADDY	IRR	4	4431.30					
144	Davangere	Harihar	RAJANAHALLI	GP	PADDY	IRR	4	4141.98					

**Government of Karnataka**  
**Directorate of Economics and Statistics**  
**GP Level Average Yield data for Kharif season 2019-20**

S.N	District	Taluk	Insurance Unit (hobli/ GP)	GP/HO BLI	Crop	IRR RF	No_CCE Conducted	Average Yield(Kg/Ha)	Name Of Higher Level	No_cce Conducted Higher	Higher average Yield(Kg/Ha)	Neighboring Yield	Tech. based Yield
145	Davangere	Harihar	SALAKATTE	GP	PADDY	IRR	4	5391.08					
146	Davangere	Harihar	SARATHI	GP	PADDY	IRR	4	5355.22					
147	Davangere	Harihar	UKKADAGATHRI	GP	PADDY	IRR	4	4687.79					
148	Davangere	Harihar	VASANA	GP	PADDY	IRR	4	3962.52					
149	Davangere	Harihar	YALAVATTI	GP	PADDY	IRR	4	5141.95					
150	Davangere	Harihar	YALEHOLE	GP	PADDY	IRR	4	5969.39					
151	Davangere	Honnali	ARABAGHATTE	GP	Maize (Makka)	RF	4	2293.03					
152	Davangere	Honnali	ARAKERE	GP	Maize (Makka)	RF	4	1559.01					
153	Davangere	Honnali	BANNIKODU	GP	Maize (Makka)	RF	4	2603.22					
154	Davangere	Honnali	BASAVANAHALLI	GP	Maize (Makka)	RF	4	2996.44					
155	Davangere	Honnali	BELAGUTTI	GP	Maize (Makka)	RF	4	4464.90					
156	Davangere	Honnali	BELIMALLUR	GP	Maize (Makka)	RF	4	2562.54					
157	Davangere	Honnali	BENAKANAHALLI	GP	Maize (Makka)	RF	4	4030.94					
158	Davangere	Honnali	BIRAGONDANAHALLI	GP	Maize (Makka)	RF	4	3889.94					
159	Davangere	Honnali	CHATNIHALLI	GP	Maize (Makka)	RF	4	3454.42					
160	Davangere	Honnali	CHI. KADADAKATTE	GP	Maize (Makka)	RF	4	4056.01					
161	Davangere	Honnali	CHILURU	GP	Maize (Makka)	RF	4	3456.46					
162	Davangere	Honnali	CHINNIKATTE	GP	Maize (Makka)	RF	4	3002.71					

**Government of Karnataka**  
**Directorate of Economics and Statistics**  
**GP Level Average Yield data for Kharif season 2019-20**

S.N	District	Taluk	Insurance Unit (hobli/ GP)	GP/HO BLI	Crop	IRR RF	No CCE Conducted	Average Yield(Kg/Ha)	Name Of Higher Level	No cce Conducted Higher	Higher average Yield(Kg/Ha)	Neighboring Yield	Tech-based Yield
163	Davangere	Honnali	GANGANAKOTE	GP	Maize (Makka)	RF	4	2759.88					
164	Davangere	Honnali	GOVINAKOVI	GP	Maize (Makka)	RF	4	4959.95					
165	Davangere	Honnali	GUDDEHALLI	GP	Maize (Makka)	RF	4	2827.25					
166	Davangere	Honnali	H. GOPAGONDANAHALLI	GP	Maize (Makka)	RF	4	2650.22					
167	Davangere	Honnali	H. KADADAKATTE	GP	Maize (Makka)	RF	4	5202.26					
168	Davangere	Honnali	HANUMASAGARA	GP	Maize (Makka)	RF	4	2330.99					
169	Davangere	Honnali	HARALAHALLI	GP	Maize (Makka)	RF	4	3519.70					
170	Davangere	Honnali	HATTURU	GP	Maize (Makka)	RF	4	2979.21					
171	Davangere	Honnali	HIREGONIGERE	GP	Maize (Makka)	RF	4	3253.37					
172	Davangere	Honnali	HOSAHALLI	GP	Maize (Makka)	RF			Hobli Level	26	3728.58		
173	Davangere	Honnali	HUNASAGHATTA	GP	Maize (Makka)	RF	4	3592.81					
174	Davangere	Honnali	KAMMARAGHATTE	GP	Maize (Makka)	RF	4	2551.00					
175	Davangere	Honnali	KATTIGE	GP	Maize (Makka)	RF	4	2144.77					
176	Davangere	Honnali	KENCHIKOPPA	GP	Maize (Makka)	RF	4	2202.68					
177	Davangere	Honnali	KULAGATTE	GP	Maize (Makka)	RF	4	4224.68					
178	Davangere	Honnali	KULAMBI	GP	Maize (Makka)	RF	4	3824.15					
179	Davangere	Honnali	KUMBALUR	GP	Maize (Makka)	RF	4	3166.68					
180	Davangere	Honnali	KUNDUR	GP	Maize (Makka)	RF	4	2748.39					

**Government of Karnataka**  
**Directorate of Economics and Statistics**  
**GP Level Average Yield data for Kharif season 2019-20**

S.N	District	Taluk	Insurance Unit (hobli/ GP)	GP/HO BLI	Crop	IRR_Rf	No_CCE Conducted	Average Yield(Kg/Ha)	Name_Of_Higher_Level	No_cce Conducted Higher	Higher average Yield(Kg/Ha)	Neighboring Yield	Tech. based Yield
181	Davangere	Honnali	KUNKOVA	GP	Maize (Makka)	RF	4	3817.15					
182	Davangere	Honnali	KYASINAKERE	GP	Maize (Makka)	RF	4	3588.63					
183	Davangere	Honnali	LINGAPURA	GP	Maize (Makka)	RF			Hobli Level	26	3728.58		
184	Davangere	Honnali	MASADI	GP	Maize (Makka)	RF	4	2955.71					
185	Davangere	Honnali	MUKTHENAHALLI	GP	Maize (Makka)	RF			Hobli Level	24	3211.68		
186	Davangere	Honnali	NYAMATHI	GP	Maize (Makka)	RF	4	3073.21					
187	Davangere	Honnali	PALAVANAHALLI	GP	Maize (Makka)	RF	4	3186.00					
188	Davangere	Honnali	RAMPURA	GP	Maize (Makka)	RF	4	4146.87					
189	Davangere	Honnali	SASVEHALLI	GP	Maize (Makka)	RF	4	2982.86					
190	Davangere	Honnali	SAVALANGA	GP	Maize (Makka)	RF	4	2922.24					
191	Davangere	Honnali	SORATHUR	GP	Maize (Makka)	RF	4	2763.54					
192	Davangere	Honnali	SURAHONNE	GP	Maize (Makka)	RF	4	3349.61					
193	Davangere	Honnali	T. GOPAGONDANAHALLI	GP	Maize (Makka)	RF	4	4135.38					
194	Davangere	Honnali	THIMMALAPURA	GP	Maize (Makka)	RF	4	2981.30					
195	Davangere	Honnali	VADEYARAHATHUR	GP	Maize (Makka)	RF	4	4192.83					
196	Davangere	Honnali	YAKKANAHALLI	GP	Maize (Makka)	RF	4	3946.34					
197	Davangere	Honnali	YARAGANAL	GP	Maize (Makka)	RF	4	4185.52					
198	Davangere	Jagalur	ANABUR	GP	Maize (Makka)	RF	4	2764.71					

**Government of Karnataka**  
**Directorate of Economics and Statistics**  
**GP Level Average Yield data for Kharif season 2019-20**

S.N	District	Taluk	Insurance Unit (hobli/ GP)	GP/HO BLI	Crop	IRR RF	No CCE Conducted	Average Yield(Kg/Ha)	Name Of Higher Level	No_cce Conducted Higher	Higher average Yield(Kg/Ha)	Neighboring Yield	Tech based Yield
199	Davangere	Jagalur	ASAGODU	GP	Maize (Makka)	RF	4	819.87					
200	Davangere	Jagalur	BASAVANAKOTE	GP	Maize (Makka)	RF	4	1124.06					
201	Davangere	Jagalur	BIDARAKERE	GP	Maize (Makka)	RF	4	1701.62					
202	Davangere	Jagalur	BILICHODU	GP	Maize (Makka)	RF	4	1365.43					
203	Davangere	Jagalur	BISTUVALLI	GP	Maize (Makka)	RF	4	1446.52					
204	Davangere	Jagalur	DEVIKERE	GP	Maize (Makka)	RF	4	3073.58					
205	Davangere	Jagalur	DIDDIGI	GP	Maize (Makka)	RF	4	2002.10					
206	Davangere	Jagalur	DONEHALLI	GP	Maize (Makka)	RF			Hobli Level	31	1461.22		
207	Davangere	Jagalur	GURUSIDDAPURA	GP	Maize (Makka)	RF	4	3535.36					
208	Davangere	Jagalur	GUTTIDURGA	GP	Maize (Makka)	RF	4	1597.22					
209	Davangere	Jagalur	HALEKALLU	GP	Maize (Makka)	RF	4	2987.04					
210	Davangere	Jagalur	HANUMANTHAPURA	GP	Maize (Makka)	RF	4	849.11					
211	Davangere	Jagalur	HIREMALLANAHOLE	GP	Maize (Makka)	RF	4	353.19					
212	Davangere	Jagalur	HOSAKERE	GP	Maize (Makka)	RF	4	3081.04					
213	Davangere	Jagalur	Jagalur (ULB)	GP	Maize (Makka)	RF	4	1546.27					
214	Davangere	Jagalur	KALLEDEVARAPURA	GP	Maize (Makka)	RF			Hobli Level	31	1461.22		
215	Davangere	Jagalur	KECHHENAHALLI	GP	Maize (Makka)	RF	4	2443.95					
216	Davangere	Jagalur	KYASENAHALLI	GP	Maize (Makka)	RF	4	4188.13					



**Government of Karnataka**  
**Directorate of Economics and Statistics**  
**GP Level Average Yield data for Kharif season 2019-20**

S.N	District	Taluk	Insurance Unit (hobli/ GP)	GP/HO BLI	Crop	IRR_RF	No_CCE_Conducted	Average Yield(Kg/Ha)	Name_Of_Higher_Level	No_cce_Conducted_Higher	Higher average Yield(Kg/Ha)	Neighboring Yield	Tech. based Yield
217	Davangere	Jagalur	MUSTUR	GP	Maize (Makka)	RF	4	994.66					
218	Davangere	Jagalur	PALLAGHATTE	GP	Maize (Makka)	RF	4	2313.39					
219	Davangere	Jagalur	SOKKE	GP	Maize (Makka)	RF	4	1263.75					
220	Davangere	Jagalur	TORANAGHATTE	GP	Maize (Makka)	RF	4	1565.27					

  
Director

Directorate of Economics and Statistics

*cb*



**Government of Karnataka**  
**Directorate of Economics and Statistics**  
**GP Level Average Yield data for Kharif season 2019-20**

S.N	District	Taluk	Insurance Unit (hobli/ GP)	GP/HO BLI	Crop	IRR RF	No_CCE Conducted	Average Yield(Kg/Ha)	Name_Of Higher Level	No_cce Conducted Higher	Higher average Yield(Kg/Ha)	Neighbouring Yield	Tech-based Yield
1	Dharwad	Dharwad	Alnavara (ULB)	GP	PADDY	RF	4	1201.85					
2	Dharwad	Dharwad	ARAVATAGI	GP	PADDY	RF	4	1433.73					
3	Dharwad	Dharwad	BELUR	GP	PADDY	RF	4	1243.19					
4	Dharwad	Dharwad	BENACHI	GP	PADDY	RF	4	1703.14					
5	Dharwad	Dharwad	CHIKKAMALLIGAWADA	GP	PADDY	RF	4	2859.69					
6	Dharwad	Dharwad	DEVARAHUBBALLI	GP	PADDY	RF	4	1388.03					
7	Dharwad	Dharwad	Dharwad (ULB) 1	GP	PADDY	RF	4	1708.74					
8	Dharwad	Dharwad	Dharwad (ULB) 2	GP	PADDY	RF			Hobli Level	34	1642.76		
9	Dharwad	Dharwad	Dharwad (ULB) 3	GP	PADDY	RF	4	1846.69					
10	Dharwad	Dharwad	HALLIGERI	GP	PADDY	RF	4	814.28					
11	Dharwad	Dharwad	HONNAPURA	GP	PADDY	RF	4	1478.56					
12	Dharwad	Dharwad	KADABAGATTI	GP	PADDY	RF	4	1600.55					
13	Dharwad	Dharwad	KELKERI	GP	PADDY	RF	4	1457.00					
14	Dharwad	Dharwad	KOTUR	GP	PADDY	RF	4	1885.48					
15	Dharwad	Dharwad	KYARIKOPPA	GP	PADDY	RF	4	2021.70					
16	Dharwad	Dharwad	MADHANABHAVI	GP	PADDY	RF	4	1931.74					
17	Dharwad	Dharwad	MAMMIGATTI	GP	PADDY	RF	4	2099.29					
18	Dharwad	Dharwad	MANAGUNDI	GP	PADDY	RF	4	1146.63					

**Government of Karnataka**  
**Directorate of Economics and Statistics**  
**GP Level Average Yield data for Kharif season 2019-20**

S.N	District	Taluk	Insurance Unit (hobli/ GP)	GP/HO BLI	Crop	IRR- RF	No_CCE Conducted	Average Yield(Kg/Ha)	Name_Of Higher Level	No_cce Conducted Higher	Higher average Yield(Kg/Ha)	Neighboring Yield	Tech. based Yield
19	Dharwad	Dharwad	MANASURA	GP	PADDY	RF	4	1180.26					
20	Dharwad	Dharwad	MANDIHAL	GP	PADDY	RF	4	1295.35					
21	Dharwad	Dharwad	MUGAD	GP	PADDY	RF	4	1541.10					
22	Dharwad	Dharwad	NARENDRA	GP	PADDY	RF	4	1698.40					
23	Dharwad	Dharwad	NIGADI	GP	PADDY	RF	4	928.09					
24	Dharwad	Dharwad	RAMAPURA	GP	PADDY	RF	4	1909.62					
25	Dharwad	Dharwad	TEGUR	GP	PADDY	RF	4	1762.20					
26	Dharwad	Dharwad	YARIKOPPA	GP	PADDY	RF	4	1444.07					
27	Dharwad	Hubballi	ADARAGUNCHI	GP	GROUNDNUT	RF	8	1138.56					
28	Dharwad	Hubballi	AGADI	GP	GROUNDNUT	RF	8	1143.95					
29	Dharwad	Hubballi	ANCHATAGERI	GP	GROUNDNUT	RF	8	738.44					
30	Dharwad	Hubballi	B.ARALIKATTI	GP	GROUNDNUT	RF	8	1140.60					
31	Dharwad	Hubballi	BELAGALI	GP	GROUNDNUT	RF	8	976.74					
32	Dharwad	Hubballi	BHANDIWADA	GP	GROUNDNUT	RF	8	1033.88					
33	Dharwad	Hubballi	BYAHATTI	GP	GROUNDNUT	RF	8	1081.76					
34	Dharwad	Hubballi	CHABBI	GP	GROUNDNUT	RF	8	960.56					
35	Dharwad	Hubballi	CHANNAPURA	GP	GROUNDNUT	RF	8	1011.52					
36	Dharwad	Hubballi	DEVARAGUDIHAL	GP	GROUNDNUT	RF			Hobli Level	102	1067.68		

**Government of Karnataka**  
**Directorate of Economics and Statistics**  
**GP Level Average Yield data for Kharif season 2019-20**

S.N	District	Taluk	Insurance Unit (hobli/ GP)	GP/HO BLI	Crop	IRR RF	No_CCE Conducted	Average Yield(Kg/Ha)	Name_Of Higher Level	No_cce Conducted Higher	Higher average Yield(Kg/Ha)	Neighboring Yield	Tech-based Yield
37	Dharwad	Hubballi	HALYALA	GP	GROUNDNUT	RF	8	1182.65					
38	Dharwad	Hubballi	HEBSUR	GP	GROUNDNUT	RF	8	807.26					
39	Dharwad	Hubballi	Hubli (ULB) 1	GP	GROUNDNUT	RF	8	996.90					
40	Dharwad	Hubballi	Hubli (ULB) 2	GP	GROUNDNUT	RF	8	824.94					
41	Dharwad	Hubballi	Hubli (ULB) 3	GP	GROUNDNUT	RF			Hobli Level	102	956.72		
42	Dharwad	Hubballi	INGALAHALLI	GP	GROUNDNUT	RF	8	687.81					
43	Dharwad	Hubballi	KATNUR	GP	GROUNDNUT	RF	8	1913.58					
44	Dharwad	Hubballi	KOLIWAD	GP	GROUNDNUT	RF	8	788.08					
45	Dharwad	Hubballi	KUSUGAL	GP	GROUNDNUT	RF	8	724.68					
46	Dharwad	Hubballi	MANTUR	GP	GROUNDNUT	RF	8	1011.24					
47	Dharwad	Hubballi	NOOLVI	GP	GROUNDNUT	RF	8	1075.92					
48	Dharwad	Hubballi	SHAREWADA	GP	GROUNDNUT	RF	8	1195.59					
49	Dharwad	Hubballi	SHIRAGUPPI	GP	GROUNDNUT	RF	8	754.65					
50	Dharwad	Hubballi	SULLA	GP	GROUNDNUT	RF	8	431.88					
51	Dharwad	Hubballi	UMACHAGI	GP	GROUNDNUT	RF	8	893.72					
52	Dharwad	Kalgatigi	BAMMIGATTI	GP	Maize (Makka)	RF	4	3122.61					
53	Dharwad	Kalgatigi	BEERAVALLI	GP	Maize (Makka)	RF	4	4902.51					
54	Dharwad	Kalgatigi	BEGUR	GP	Maize (Makka)	RF	4	3228.83					

**Government of Karnataka**  
**Directorate of Economics and Statistics**  
**GP Level Average Yield data for Kharif season 2019-20**

S.N	District	Taluk	Insurance Unit (hobli/ GP)	GP/HO BLI	Crop	IRR RF	No_CCE Conducted	Average Yield(Kg/Ha)	Name Of Higher Level	No_cce Conducted Higher	Higher average Yield(Kg/Ha)	Neighbo uring Yield	Tech. based Yield
55	Dharwad	Kalgatigi	BELAWANTARA	GP	Maize (Makka)	RF	4	4978.49					
56	Dharwad	Kalgatigi	BHOGENAGARAKOPPA	GP	Maize (Makka)	RF	4	3684.19					
57	Dharwad	Kalgatigi	DASTIKOPPA	GP	Maize (Makka)	RF	4	3611.08					
58	Dharwad	Kalgatigi	DEVALINGEKOPPA	GP	Maize (Makka)	RF	4	3316.03					
59	Dharwad	Kalgatigi	DEVIKOPPA	GP	Maize (Makka)	RF	4	3767.75					
60	Dharwad	Kalgatigi	DUMMAWADA	GP	Maize (Makka)	RF	4	3395.41					
61	Dharwad	Kalgatigi	G.BASAVANAKOPPA	GP	Maize (Makka)	RF	4	3175.04					
62	Dharwad	Kalgatigi	GALAGI	GP	Maize (Makka)	RF	4	2993.31					
63	Dharwad	Kalgatigi	GAMBYAPURA	GP	Maize (Makka)	RF	4	3503.77					
64	Dharwad	Kalgatigi	GANJIGATTI	GP	Maize (Makka)	RF	4	3537.45					
65	Dharwad	Kalgatigi	GUDDADAHULIKATTI	GP	Maize (Makka)	RF	4	3502.46					
66	Dharwad	Kalgatigi	HIREHONNALLI	GP	Maize (Makka)	RF	4	3013.68					
67	Dharwad	Kalgatigi	JINNUR	GP	Maize (Makka)	RF	4	2556.74					
68	Dharwad	Kalgatigi	Kalghatagi (ULB)	GP	Maize (Makka)	RF	4	3822.58					
69	Dharwad	Kalgatigi	KURUVINAKOPPA	GP	Maize (Makka)	RF	4	2717.58					
70	Dharwad	Kalgatigi	MADAKIHONNALLI	GP	Maize (Makka)	RF	4	4080.03					
71	Dharwad	Kalgatigi	MISHRIKOTI	GP	Maize (Makka)	RF	4	3196.76					
72	Dharwad	Kalgatigi	MUKKAL	GP	Maize (Makka)	RF	4	4579.26					

**Government of Karnataka**  
**Directorate of Economics and Statistics**  
**GP Level Average Yield data for Kharif season 2019-20**

S.N	District	Taluk	Insurance Unit (hobli/ GP)	GP/HO BLI	Crop	IRR RF	No_CCE Conducted	Average Yield(Kg/Ha)	Name Of Higher Level	No_cce Conducted Higher	Higher average Yield(Kg/Ha)	Neighbo uring Yield	Tech. based Yield
73	Dharwad	Kalgatigi	MUTTAGE	GP	Maize (Makka)	RF	4	2668.49					
74	Dharwad	Kalgatigi	SANGAMESHWARA	GP	Maize (Makka)	RF	4	4295.18					
75	Dharwad	Kalgatigi	SULIKATTI	GP	Maize (Makka)	RF	4	2530.11					
76	Dharwad	Kalgatigi	SURASHETTIKOPPA	GP	Maize (Makka)	RF	4	3452.33					
77	Dharwad	Kalgatigi	TABAKADAHONNALLI	GP	Maize (Makka)	RF	4	3855.74					
78	Dharwad	Kalgatigi	TAMBUR	GP	Maize (Makka)	RF	4	3908.90					
79	Dharwad	Kalgatigi	TAVARAGERI	GP	Maize (Makka)	RF	4	4436.18					
80	Dharwad	Kalgatigi	UGGINAKERI	GP	Maize (Makka)	RF	4	3034.56					
81	Dharwad	Kalgatigi	BAMMIGATTI	GP	PADDY	RF	4	1486.31					
82	Dharwad	Kalgatigi	BEERAVALLI	GP	PADDY	RF	4	1236.20					
83	Dharwad	Kalgatigi	BEGUR	GP	PADDY	RF	4	1273.37					
84	Dharwad	Kalgatigi	BELAWANTARA	GP	PADDY	RF	4	2098.27					
85	Dharwad	Kalgatigi	BHOGENAGARAKOPPA	GP	PADDY	RF	4	2698.04					
86	Dharwad	Kalgatigi	DASTIKOPPA	GP	PADDY	RF	4	2159.88					
87	Dharwad	Kalgatigi	DEVALINGEKOPPA	GP	PADDY	RF	4	2319.13					
88	Dharwad	Kalgatigi	DEVIKOPPA	GP	PADDY	RF	4	1853.21					
89	Dharwad	Kalgatigi	G.BASAVANAKOPPA	GP	PADDY	RF	4	1261.38					
90	Dharwad	Kalgatigi	GALAGI	GP	PADDY	RF	4	1913.93					

**Government of Karnataka**  
**Directorate of Economics and Statistics**  
**GP Level Average Yield data for Kharif season 2019-20**

S.N	District	Taluk	Insurance Unit (nobil/ GP)	GP/HO BLI	Crop	IRR RF	No CCE Conducted	Average Yield(Kg/Ha)	Name Of Higher Level	No cce Conducted Higher	Higher average Yield(Kg/Ha)	Neighboring Yield	Tech. based Yield
91	Dharwad	Kalgatigi	GAMBYAPURA	GP	PADDY	RF	4	2171.77					
92	Dharwad	Kalgatigi	GANJIGATTI	GP	PADDY	RF	4	2248.79					
93	Dharwad	Kalgatigi	GUDDADAHULIKATTI	GP	PADDY	RF	4	1832.89					
94	Dharwad	Kalgatigi	HIREHONNALLI	GP	PADDY	RF	4	1786.46					
95	Dharwad	Kalgatigi	JINNUR	GP	PADDY	RF	4	1156.83					
96	Dharwad	Kalgatigi	Kalghatagi (ULB)	GP	PADDY	RF	4	4457.21					
97	Dharwad	Kalgatigi	KURUVINAKOPPA	GP	PADDY	RF	4	1458.94					
98	Dharwad	Kalgatigi	MADAKIHONNALLI	GP	PADDY	RF	4	2051.51					
99	Dharwad	Kalgatigi	MISHRIKOTI	GP	PADDY	RF	4	2242.40					
100	Dharwad	Kalgatigi	MUKKAL	GP	PADDY	RF	4	2940.57					
101	Dharwad	Kalgatigi	MUTTAGI	GP	PADDY	RF	4	760.40					
102	Dharwad	Kalgatigi	SANGAMESHWARA	GP	PADDY	RF	4	1086.29					
103	Dharwad	Kalgatigi	SULIKATTI	GP	PADDY	RF	4	2250.16					
104	Dharwad	Kalgatigi	SURASHETTIKOPPA	GP	PADDY	RF	4	1159.50					
105	Dharwad	Kalgatigi	TABAKADAHONNALLI	GP	PADDY	RF	4	1530.93					
106	Dharwad	Kalgatigi	TAMBUR	GP	PADDY	RF	4	1294.06					
107	Dharwad	Kalgatigi	TAVARAGERI	GP	PADDY	RF	4	1936.34					
108	Dharwad	Kalgatigi	UGGINAKERI	GP	PADDY	RF	4	1385.67					



**Government of Karnataka**  
**Directorate of Economics and Statistics**  
**GP Level Average Yield data for Kharif season 2019-20**

S.N	District	Taluk	Insurance Unit (hobli/ GP)	GP/HO BLI	Crop	IRR RF	No_CCE Conducted	Average Yield(Kg/Ha)	Name_Of Higher Level	No_cce Conducted Higher	Higher average Yield(Kg/Ha)	Neighbo uring Yield	Tech. based Yield
109	Dharwad	Kundgol	BETADUR	GP	GROUNDNUT	RF	8	1396.75					
110	Dharwad	Kundgol	BU.TARLAGGATTI	GP	GROUNDNUT	RF	8	1276.01					
111	Dharwad	Kundgol	CHAKALABBI	GP	GROUNDNUT	RF	8	1103.95					
112	Dharwad	Kundgol	DEVANUR	GP	GROUNDNUT	RF	8	1253.59					
113	Dharwad	Kundgol	GOUDAGERI	GP	GROUNDNUT	RF	8	1001.32					
114	Dharwad	Kundgol	GUDAGERI	GP	GROUNDNUT	RF	8	1189.33					
115	Dharwad	Kundgol	GUDENAKATTI	GP	GROUNDNUT	RF	8	946.66					
116	Dharwad	Kundgol	GURUVINAHALLI	GP	GROUNDNUT	RF	8	1006.71					
117	Dharwad	Kundgol	HARLAPURA	GP	GROUNDNUT	RF	8	913.35					
118	Dharwad	Kundgol	HIREGUNJAL	GP	GROUNDNUT	RF	8	596.93					
119	Dharwad	Kundgol	HIREHARAKUNI	GP	GROUNDNUT	RF	8	1203.76					
120	Dharwad	Kundgol	HIRENARTHI	GP	GROUNDNUT	RF	8	325.67					
121	Dharwad	Kundgol	INGALAGI	GP	GROUNDNUT	RF	8	1193.43					
122	Dharwad	Kundgol	KALASA	GP	GROUNDNUT	RF	8	723.93					
123	Dharwad	Kundgol	KAMADOLLI	GP	GROUNDNUT	RF	8	1413.14					
124	Dharwad	Kundgol	KUBIHAL	GP	GROUNDNUT	RF	8	992.91					
125	Dharwad	Kundgol	Kundagol (ULB)	GP	GROUNDNUT	RF	8	1050.48					
126	Dharwad	Kundgol	MALALI	GP	GROUNDNUT	RF	8	1084.16					

**Government of Karnataka**  
**Directorate of Economics and Statistics**  
**GP Level Average Yield data for Kharif season 2019-20**

S.N	District	Taluk	Insurance Unit (hobli/ GP)	GP/HO BLI	Crop	IRR RF	No. CCE Conducted	Average Yield(Kg/Ha)	Name Of Higher Level	No. cce Conducted Higher	Higher average Yield(Kg/Ha)	Neighboring Yield	Tech. based Yield
127	Dharwad	Kundgol	MATTIGATTI	GP	GROUNDNUT	RF	8	1142.97					
128	Dharwad	Kundgol	PASHUPATHIHALA	GP	GROUNDNUT	RF	8	1120.45					
129	Dharwad	Kundgol	RAMANAKOPPA	GP	GROUNDNUT	RF	8	907.95					
130	Dharwad	Kundgol	ROTTIGAWADA	GP	GROUNDNUT	RF	8	714.12					
131	Dharwad	Kundgol	SAUNSHI	GP	GROUNDNUT	RF	8	963.48					
132	Dharwad	Kundgol	SHIRUR	GP	GROUNDNUT	RF	8	1091.44					
133	Dharwad	Kundgol	YARAGUPPI	GP	GROUNDNUT	RF	8	691.59					
134	Dharwad	Kundgol	YAREBUDIHAL	GP	GROUNDNUT	RF	8	761.12					
135	Dharwad	Kundgol	YELIWALA	GP	GROUNDNUT	RF	8	939.00					
136	Dharwad	Navalgund	ALAGAWADI	GP	Green Gram (Moong Bean/ Moong)	RF	4	255.73					
137	Dharwad	Navalgund	Annigere(ULB)	GP	Green Gram (Moong Bean/ Moong)	RF	4	314.75					
138	Dharwad	Navalgund	BELAHAR(CHILAKAWAD)	GP	Green Gram (Moong Bean/ Moong)	RF	4	369.91					
139	Dharwad	Navalgund	BELAVATAGI	GP	Green Gram (Moong Bean/ Moong)	RF	4	261.91					
140	Dharwad	Navalgund	BHADRAPUR	GP	Green Gram (Moong Bean/ Moong)	RF	4	302.60					
141	Dharwad	Navalgund	GUDISAGAR	GP	Green Gram (Moong Bean/ Moong)	RF	4	351.65					
142	Dharwad	Navalgund	GUMMAGOL	GP	Green Gram (Moong Bean/ Moong)	RF	4	410.79					
143	Dharwad	Navalgund	HALAKUSUGAL	GP	Green Gram (Moong Bean/ Moong)	RF	4	360.26					
144	Dharwad	Navalgund	HALLIKERI	GP	Green Gram (Moong Bean/ Moong)	RF	4	332.88					

**Government of Karnataka**  
**Directorate of Economics and Statistics**  
**GP Level Average Yield data for Kharif season 2019-20**

S.N	District	Taluk	Insurance Unit (hobli/ GP)	GP/HO BLI	Crop	IRR - RF	No. CCE Conducted	Average Yield(Kg/Ha)	Name Of Higher Level	No. cce Conducted Higher	Higher average Yield(Kg/Ha)	Neighboring Yield	Tech. based Yield
145	Dharwad	Navalgund	HEBBAL	GP	Green Gram (Moong Bean/ Moong)	RF	4	420.44					
146	Dharwad	Navalgund	IBRAHIMPUR	GP	Green Gram (Moong Bean/ Moong)	RF	4	282.16					
147	Dharwad	Navalgund	JAVOOR	GP	Green Gram (Moong Bean/ Moong)	RF	4	401.54					
148	Dharwad	Navalgund	KALAWADA	GP	Green Gram (Moong Bean/ Moong)	RF	4	301.25					
149	Dharwad	Navalgund	MORAB	GP	Green Gram (Moong Bean/ Moong)	RF	4	457.08					
150	Dharwad	Navalgund	NALAWADI	GP	Green Gram (Moong Bean/ Moong)	RF	4	343.29					
151	Dharwad	Navalgund	Navalagund (ULB)	GP	Green Gram (Moong Bean/ Moong)	RF	4	90.07					
152	Dharwad	Navalgund	NAVALLI	GP	Green Gram (Moong Bean/ Moong)	RF	4	217.93					
153	Dharwad	Navalgund	NAYAKANUR	GP	Green Gram (Moong Bean/ Moong)	RF	4	283.51					
154	Dharwad	Navalgund	SASWIHALLI	GP	Green Gram (Moong Bean/ Moong)	RF	4	278.68					
155	Dharwad	Navalgund	SHELAWADI	GP	Green Gram (Moong Bean/ Moong)	RF	4	229.89					
156	Dharwad	Navalgund	SHIRKOL	GP	Green Gram (Moong Bean/ Moong)	RF	4	312.43					
157	Dharwad	Navalgund	SHIRUR	GP	Green Gram (Moong Bean/ Moong)	RF	4	323.62					
158	Dharwad	Navalgund	SHISHVINAHALLI	GP	Green Gram (Moong Bean/ Moong)	RF	4	276.18					
159	Dharwad	Navalgund	TADAHAL	GP	Green Gram (Moong Bean/ Moong)	RF	4	317.83					
160	Dharwad	Navalgund	TIRLAPUR	GP	Green Gram (Moong Bean/ Moong)	RF	4	339.82					
161	Dharwad	Navalgund	TUPPADAKURAHATTI	GP	Green Gram (Moong Bean/ Moong)	RF	4	212.15					
162	Dharwad	Navalgund	YAMANUR	GP	Green Gram (Moong Bean/ Moong)	RF	4	377.17					

**Government of Karnataka**  
**Directorate of Economics and Statistics**  
**GP Level Average Yield data for Kharif season 2019-20**

S.N	District	Taluk	Insurance Unit (hobli/ GP)	GP/HO BLI	Crop	IRR RF	No_CCE Conducted	Average Yield(Kg/Ha)	Name_Of Higher Level	No_cce Conducted Higher	Higher average Yield(Kg/Ha)	Neighboring Yield	Tech. based Yield
163	Dharwad	Navalgund	ALAGAWADI	GP	Maize (Makka)	IRR	4	2777.73					
164	Dharwad	Navalgund	BELAHAR(CHILAKAWAD)	GP	Maize (Makka)	IRR	4	2778.78					
165	Dharwad	Navalgund	BELAVATAGI	GP	Maize (Makka)	IRR	4	3914.55					
166	Dharwad	Navalgund	BHADRAPUR	GP	Maize (Makka)	IRR			Hobli Level	41	3492.64		
167	Dharwad	Navalgund	GUDISAGAR	GP	Maize (Makka)	IRR	4	3360.05					
168	Dharwad	Navalgund	GUMMAGOL	GP	Maize (Makka)	IRR	4	3334.32					
169	Dharwad	Navalgund	HALAKUSUGAL	GP	Maize (Makka)	IRR	4	4169.22					
170	Dharwad	Navalgund	HALLIKERI	GP	Maize (Makka)	IRR	4	682.62					
171	Dharwad	Navalgund	HEBBAL	GP	Maize (Makka)	IRR	4	2888.00					
172	Dharwad	Navalgund	IBRAHIMPUR	GP	Maize (Makka)	IRR	4	3250.31					
173	Dharwad	Navalgund	JAVOOR	GP	Maize (Makka)	IRR	4	3371.08					
174	Dharwad	Navalgund	KALAWADA	GP	Maize (Makka)	IRR	4	3084.90					
175	Dharwad	Navalgund	MORAB	GP	Maize (Makka)	IRR	4	1979.59					
176	Dharwad	Navalgund	Navalagund (ULB)	GP	Maize (Makka)	IRR	4	3140.04					
177	Dharwad	Navalgund	NAVALLI	GP	Maize (Makka)	IRR	4	3016.64					
178	Dharwad	Navalgund	NAYAKANUR	GP	Maize (Makka)	IRR	4	3725.51					
179	Dharwad	Navalgund	SASWIHALLI	GP	Maize (Makka)	IRR	4	3176.80					
180	Dharwad	Navalgund	SHELAWADI	GP	Maize (Makka)	IRR	4	5860.01					

**Government of Karnataka**  
**Directorate of Economics and Statistics**  
**GP Level Average Yield data for Kharif season 2019-20**

S.N	District	Taluk	Insurance Unit (hobli/ GP)	GP/HO BLI	Crop	IRR_RF	No_CCE_Conducted	Average Yield(Kg/Ha)	Name_Of_Higher_Level	No_cce_Conducted_Higher	Higher average Yield(Kg/Ha)	Neighboring Yield	Tech. based Yield
181	Dharwad	Navalgund	SHIRKOL	GP	Maize (Makka)	IRR	4	3116.41					
182	Dharwad	Navalgund	SHIRUR	GP	Maize (Makka)	IRR	4	3665.13					
183	Dharwad	Navalgund	SHISHVINAHALLI	GP	Maize (Makka)	IRR	4	2877.50					
184	Dharwad	Navalgund	TADAHAL	GP	Maize (Makka)	IRR	4	4951.60					
185	Dharwad	Navalgund	TIRLAPUR	GP	Maize (Makka)	IRR	4	3369.92					
186	Dharwad	Navalgund	TUPPADAKURAHATTI	GP	Maize (Makka)	IRR	4	4045.82					
187	Dharwad	Navalgund	YAMANUR	GP	Maize (Makka)	IRR	4	2730.47					

  
Director  
Directorate of Economics and Statistics

Handwritten text, possibly a page number or date, located at the top right corner of the page.

**Government of Karnataka**  
**Directorate of Economics and Statistics**  
**GP Level Average Yield data for Kharif season 2019-20**

S.N	District	Taluk	Insurance Unit (hobli/ GP)	GP/HO BLI	Crop	IRR RF	No. CCE Conducted	Average Yield(Kg/Ha)	Name Of Higher Level	No. cce Conducted Higher	Higher average Yield(Kg/Ha)	Neighboring Yield	Tech. based Yield
1	Gadag	Gadag	ADVISOMAPUR	GP	Green Gram (Moong Bean/ Moong)	RF	4	164.12					
2	Gadag	Gadag	ANTUR	GP	Green Gram (Moong Bean/ Moong)	RF	4	312.05					
3	Gadag	Gadag	ASUNDI	GP	Green Gram (Moong Bean/ Moong)	RF	4	291.80					
4	Gadag	Gadag	BALAGANUR	GP	Green Gram (Moong Bean/ Moong)	RF	4	216.00					
5	Gadag	Gadag	BELADADI	GP	Green Gram (Moong Bean/ Moong)	RF	4	239.73					
6	Gadag	Gadag	BELHOD	GP	Green Gram (Moong Bean/ Moong)	RF	4	264.61					
7	Gadag	Gadag	BINKADAKATTI	GP	Green Gram (Moong Bean/ Moong)	RF	4	190.93					
8	Gadag	Gadag	CHIKKANDIGOL	GP	Green Gram (Moong Bean/ Moong)	RF	4	155.06					
9	Gadag	Gadag	CHINCHALI	GP	Green Gram (Moong Bean/ Moong)	RF	4	209.45					
10	Gadag	Gadag	ELISHIRUR	GP	Green Gram (Moong Bean/ Moong)	RF	4	198.26					
11	Gadag	Gadag	Gadag-Betageri (ULB)	GP	Green Gram (Moong Bean/ Moong)	RF	4	204.05					
12	Gadag	Gadag	HARLAPUR	GP	Green Gram (Moong Bean/ Moong)	RF	4	246.09					
13	Gadag	Gadag	HARTI	GP	Green Gram (Moong Bean/ Moong)	RF	4	196.33					
14	Gadag	Gadag	HATALGERI	GP	Green Gram (Moong Bean/ Moong)	RF	4	249.56					

**Government of Karnataka**  
**Directorate of Economics and Statistics**  
**GP Level Average Yield data for Kharif season 2019-20**

S.N	District	Taluk	Insurance Unit (hobli/ GP)	GP/HO BLI	Crop	IRR RF	No_CCE Conducted	Average Yield(Kg/Ha)	Name Of Higher Level	No_cce Conducted Higher	Higher average Yield(Kg/Ha)	Neighboring Yield	Tech. based Yield
15	Gadag	Gadag	HOMBAL	GP	Green Gram (Moong Bean/ Moong)	RF	4	140.40					
16	Gadag	Gadag	HUILGOL	GP	Green Gram (Moong Bean/ Moong)	RF	4	124.59					
17	Gadag	Gadag	HULKOTI	GP	Green Gram (Moong Bean/ Moong)	RF	4	140.79					
18	Gadag	Gadag	KADADI	GP	Green Gram (Moong Bean/ Moong)	RF	4	168.48					
19	Gadag	Gadag	KALASAPUR	GP	Green Gram (Moong Bean/ Moong)	RF	4	284.47					
20	Gadag	Gadag	KANAGINAHAL	GP	Green Gram (Moong Bean/ Moong)	RF	4	122.85					
21	Gadag	Gadag	KOTUMACHAGI	GP	Green Gram (Moong Bean/ Moong)	RF	4	349.46					
22	Gadag	Gadag	KURTAKOTI	GP	Green Gram (Moong Bean/ Moong)	RF	4	193.63					
23	Gadag	Gadag	LAKKUNDI	GP	Green Gram (Moong Bean/ Moong)	RF	4	202.31					
24	Gadag	Gadag	LINGADAL	GP	Green Gram (Moong Bean/ Moong)	RF	4	127.87					
25	Gadag	Gadag	Mulagunda(ULB)	GP	Green Gram (Moong Bean/ Moong)	RF	4	134.81					
26	Gadag	Gadag	NAGAVI	GP	Green Gram (Moong Bean/ Moong)	RF	4	195.56					
27	Gadag	Gadag	NEERALAGI	GP	Green Gram (Moong Bean/ Moong)	RF	4	201.35					
28	Gadag	Gadag	SORATUR	GP	Green Gram (Moong Bean/ Moong)	RF	4	177.43					



**Government of Karnataka**  
**Directorate of Economics and Statistics**  
**GP Level Average Yield data for Kharif season 2019-20**

S.N	District	Taluk	Insurance Unit (hobli/ GP)	GP/HO BLI	Crop	IRR RF	No_CCE Conducted	Average Yield(Kg/Ha)	Name Of Higher Level	No_cce Conducted Higher	Higher average Yield(Kg/Ha)	Neighbo uring Yield	Tech. based Yield
29	Gadag	Gadag	TIMMAPUR	GP	Green Gram (Moong Bean/ Moong)	RF	4	136.93					
30	Gadag	Gadag	ADVISOMAPUR	GP	GROUNDNUT	RF	8	918.85					
31	Gadag	Gadag	ANTUR	GP	GROUNDNUT	RF	8	787.75					
32	Gadag	Gadag	ASUNDI	GP	GROUNDNUT	RF	8	1080.32					
33	Gadag	Gadag	BALAGANUR	GP	GROUNDNUT	RF	8	779.56					
34	Gadag	Gadag	BELADADI	GP	GROUNDNUT	RF	8	1167.56					
35	Gadag	Gadag	BELHOD	GP	GROUNDNUT	RF	8	918.20					
36	Gadag	Gadag	BINKADAKATTI	GP	GROUNDNUT	RF	8	779.56					
37	Gadag	Gadag	CHIKKANDIGOL	GP	GROUNDNUT	RF	8	811.68					
38	Gadag	Gadag	CHINCHALI	GP	GROUNDNUT	RF			Hobli Level	100	953.69		
39	Gadag	Gadag	ELISHIRUR	GP	GROUNDNUT	RF	8	932.10					
40	Gadag	Gadag	Gadag-Betageri (ULB)	GP	GROUNDNUT	RF	8	790.33					
41	Gadag	Gadag	HARLAPUR	GP	GROUNDNUT	RF	8	1085.62					
42	Gadag	Gadag	HARTI	GP	GROUNDNUT	RF	8	1190.20					
43	Gadag	Gadag	HATALGERI	GP	GROUNDNUT	RF	8	865.70					
44	Gadag	Gadag	HOMBAL	GP	GROUNDNUT	RF	8	831.09					
45	Gadag	Gadag	HUILGOL	GP	GROUNDNUT	RF	8	812.11					
46	Gadag	Gadag	HULKOTI	GP	GROUNDNUT	RF	8	799.69					
47	Gadag	Gadag	KADADI	GP	GROUNDNUT	RF	8	875.51					
48	Gadag	Gadag	KALASAPUR	GP	GROUNDNUT	RF	8	911.08					

**Government of Karnataka**  
**Directorate of Economics and Statistics**  
**GP Level Average Yield data for Kharif season 2019-20**

S.N	District	Taluk	Insurance Unit (hobli/ GP)	GP/HO BLI	Crop	IRR RF	No_CCE Conducted	Average Yield(Kg/Ha)	Name Of Higher Level	No_cce Conducted Higher	Higher average Yield(Kg/Ha)	Neighboring Yield	Tech. based Yield
49	Gadag	Gadag	KANAGINAHAL	GP	GROUNDNUT	RF	8	827.96					
50	Gadag	Gadag	KOTUMACHAGI	GP	GROUNDNUT	RF	8	1038.83					
51	Gadag	Gadag	KURTAKOTI	GP	GROUNDNUT	RF	8	1110.42					
52	Gadag	Gadag	LAKKUNDI	GP	GROUNDNUT	RF	8	816.54					
53	Gadag	Gadag	LINGADAL	GP	GROUNDNUT	RF	8	596.71					
54	Gadag	Gadag	Mulagunda(ULB)	GP	GROUNDNUT	RF	8	967.47					
55	Gadag	Gadag	NAGAVI	GP	GROUNDNUT	RF	8	832.60					
56	Gadag	Gadag	NEERALAGI	GP	GROUNDNUT	RF	8	888.55					
57	Gadag	Gadag	SORATUR	GP	GROUNDNUT	RF	8	947.63					
58	Gadag	Gadag	TIMMAPUR	GP	GROUNDNUT	RF	8	943.32					
59	Gadag	Mundargi	ALUR	GP	Maize (Makka)	RF	4	2934.82					
60	Gadag	Mundargi	BAGEWADI	GP	Maize (Makka)	RF	4	950.00					
61	Gadag	Mundargi	BIDANALA	GP	Maize (Makka)	RF	4	2637.16					
62	Gadag	Mundargi	BIDARAHALLI	GP	Maize (Makka)	RF	4	2640.81					
63	Gadag	Mundargi	DAMBAL	GP	Maize (Makka)	RF	4	3378.70					
64	Gadag	Mundargi	DONI	GP	Maize (Makka)	RF	4	2613.66					
65	Gadag	Mundargi	HALLIKERI	GP	Maize (Makka)	RF			Hobli Level	40	2539.46		
66	Gadag	Mundargi	HAMMIGI	GP	Maize (Makka)	RF	4	2786.30					
67	Gadag	Mundargi	HAROGERI	GP	Maize (Makka)	RF	4	2135.27					
68	Gadag	Mundargi	HESARUR	GP	Maize (Makka)	RF	4	2783.38					

eb

**Government of Karnataka**  
**Directorate of Economics and Statistics**  
**GP Level Average Yield data for Kharif season 2019-20**

S.N	District	Taluk	Insurance Unit (hobli/ GP)	GP/HO BLI	Crop	IRR_Rf	No_CCE Conducted	Average Yield(Kg/Ha)	Name_Of Higher_Level	No_cce Conducted Higher	Higher average Yield(Kg/Ha)	Neighboring Yield	Tech. based Yield
69	Gadag	Mundargi	HIREWADDATTI	GP	Maize (Makka)	RF	4	2558.83					
70	Gadag	Mundargi	JANTLI SHIRURA	GP	Maize (Makka)	RF	4	2524.36					
71	Gadag	Mundargi	KADAMPURA	GP	Maize (Makka)	RF	4	2624.11					
72	Gadag	Mundargi	KALAKERI	GP	Maize (Makka)	RF	4	2428.80					
73	Gadag	Mundargi	KORLAHALLI	GP	Maize (Makka)	RF	4	2099.29					
74	Gadag	Mundargi	MEVUNDI	GP	Maize (Makka)	RF	4	1608.41					
75	Gadag	Mundargi	Mundargi (ULB)	GP	Maize (Makka)	RF	4	2023.57					
76	Gadag	Mundargi	MURADI	GP	Maize (Makka)	RF	4	2476.15					
77	Gadag	Mundargi	SHINGALALUR	GP	Maize (Makka)	RF	4	3334.31					
78	Gadag	Mundargi	SHIVAJINAGAR	GP	Maize (Makka)	RF	4	2540.29					
79	Gadag	Mundargi	ALUR	GP	SUNFLOWER	RF	4	117.91					
80	Gadag	Mundargi	BAGEWADI	GP	SUNFLOWER	RF	4	524.56					
81	Gadag	Mundargi	BIDANALA	GP	SUNFLOWER	RF	4	559.44					
82	Gadag	Mundargi	BIDARAHALLI	GP	SUNFLOWER	RF	4	369.16					
83	Gadag	Mundargi	DAMBAL	GP	SUNFLOWER	RF	4	406.65					
84	Gadag	Mundargi	DONI	GP	SUNFLOWER	RF	4	561.60					
85	Gadag	Mundargi	HALLIKERI	GP	SUNFLOWER	RF	4	504.91					
86	Gadag	Mundargi	HAMMIGI	GP	SUNFLOWER	RF			Hobli Level	28	547.77		
87	Gadag	Mundargi	HAROGERI	GP	SUNFLOWER	RF	4	626.86					
88	Gadag	Mundargi	HESARUR	GP	SUNFLOWER	RF	4	558.12					

Ch

**Government of Karnataka**  
**Directorate of Economics and Statistics**  
**GP Level Average Yield data for Kharif season 2019-20**

S.N	District	Taluk	Insurance Unit (hobli/ GP)	GP/HO BLI	Crop	IRR RF	No_CCE Conducted	Average Yield(Kg/Ha)	Name Of Higher Level	No cce Conducted Higher	Higher average Yield(Kg/Ha)	Neighboring Yield	Tech-based Yield
89	Gadag	Mundargi	HIREWADDATTI	GP	SUNFLOWER	RF	4	516.16					
90	Gadag	Mundargi	JANTLI SHIRURA	GP	SUNFLOWER	RF	4	313.15					
91	Gadag	Mundargi	KADAMPURA	GP	SUNFLOWER	RF	4	554.04					
92	Gadag	Mundargi	KALAKERI	GP	SUNFLOWER	RF	4	599.84					
93	Gadag	Mundargi	KORLAHALLI	GP	SUNFLOWER	RF	4	679.06					
94	Gadag	Mundargi	MEVUNDI	GP	SUNFLOWER	RF	4	630.38					
95	Gadag	Mundargi	Mundargi (ULB)	GP	SUNFLOWER	RF	4	544.21					
96	Gadag	Mundargi	MURADI	GP	SUNFLOWER	RF	4	637.94					
97	Gadag	Mundargi	SHINGALALUR	GP	SUNFLOWER	RF			Hobli Level	28	547.77		
98	Gadag	Mundargi	SHIVAJINAGAR	GP	SUNFLOWER	RF	4	520.18					
99	Gadag	Naragund	BANAHATTI	GP	Green Gram (Moong Bean/ Moong)	RF			Hobli Level	14	189.00		
100	Gadag	Naragund	BENAKANAKOPPA	GP	Green Gram (Moong Bean/ Moong)	RF	4	164.32					
101	Gadag	Naragund	BHIRANAHATTI	GP	Green Gram (Moong Bean/ Moong)	RF	4	187.07					
102	Gadag	Naragund	CHIKKANARAGUND	GP	Green Gram (Moong Bean/ Moong)	RF			Hobli Level	14	189.00		
103	Gadag	Naragund	HADLI	GP	Green Gram (Moong Bean/ Moong)	RF	4	215.62					
104	Gadag	Naragund	HIREKOPPA	GP	Green Gram (Moong Bean/ Moong)	RF	4	179.36					
105	Gadag	Naragund	HUNSIKATTI	GP	Green Gram (Moong Bean/ Moong)	RF			Hobli Level	14	189.00		

**Government of Karnataka**  
**Directorate of Economics and Statistics**  
**GP Level Average Yield data for Kharif season 2019-20**

S.N	District	Taluk	Insurance Unit (hobli/ GP)	GP/HO BLI	Crop	IRR RF	No_CCE Conducted	Average Yield(Kg/Ha)	Name_Of_Higher_Level	No_cce Conducted Higher	Higher average Yield(Kg/Ha)	Neighboring Yield	Tech-based Yield
106	Gadag	Naragund	KANIKIKOPPA	GP	Green Gram (Moong Bean/ Moong)	RF			Hobli Level	14	189.00		
107	Gadag	Naragund	KONNUR	GP	Green Gram (Moong Bean/ Moong)	RF			Hobli Level	22	178.76		
108	Gadag	Naragund	Naragund (ULB)	GP	Green Gram (Moong Bean/ Moong)	RF			Hobli Level	14	189.00		
109	Gadag	Naragund	RADDERNAGNUR	GP	Green Gram (Moong Bean/ Moong)	RF			Hobli Level	22	178.76		
110	Gadag	Naragund	SHIROL	GP	Green Gram (Moong Bean/ Moong)	RF	4	100.29					
111	Gadag	Naragund	SURKOD	GP	Green Gram (Moong Bean/ Moong)	RF	4	351.01					
112	Gadag	Naragund	VASAN	GP	Green Gram (Moong Bean/ Moong)	RF	4	129.22					
113	Gadag	Naragund	BANAHATTI	GP	Maize (Makka)	IRR	4	4581.41					
114	Gadag	Naragund	BENAKANAKOPPA	GP	Maize (Makka)	IRR	4	4333.31					
115	Gadag	Naragund	BHIRANAHATTI	GP	Maize (Makka)	IRR	4	4569.86					
116	Gadag	Naragund	CHIKKANARAGUND	GP	Maize (Makka)	IRR	4	3995.93					
117	Gadag	Naragund	HADLI	GP	Maize (Makka)	IRR	4	4310.99					
118	Gadag	Naragund	HIREKOPPA	GP	Maize (Makka)	IRR	4	4235.38					
119	Gadag	Naragund	HUNSIKATTI	GP	Maize (Makka)	IRR	4	3441.97					
120	Gadag	Naragund	KANIKIKOPPA	GP	Maize (Makka)	IRR	4	3948.68					
121	Gadag	Naragund	KONNUR	GP	Maize (Makka)	IRR	4	4208.60					
122	Gadag	Naragund	Naragund (ULB)	GP	Maize (Makka)	IRR	4	3746.52					

**Government of Karnataka**  
**Directorate of Economics and Statistics**  
**GP Level Average Yield data for Kharif season 2019-20**

S.N	District	Taluk	Insurance Unit (hobli/ GP)	GP/HO BLI	Crop	IRR RF	No_CCE Conducted	Average Yield(Kg/Ha)	Name Of Higher Level	No cce Conducted Higher	Higher average Yield(Kg/Ha)	Neighboring Yield	Tech-based Yield
123	Gadag	Naragund	RADDERNAGNUR	GP	Maize (Makka)	IRR	4	3897.75					
124	Gadag	Naragund	SHIROL	GP	Maize (Makka)	IRR	4	3901.42					
125	Gadag	Naragund	SURKOD	GP	Maize (Makka)	IRR	4	3669.86					
126	Gadag	Naragund	VASAN	GP	Maize (Makka)	IRR	4	4056.32					
127	Gadag	Ron	ABBIGERI	GP	Green Gram (Moong Bean/ Moong)	RF	4	162.20					
128	Gadag	Ron	AMARAGOL	GP	Green Gram (Moong Bean/ Moong)	RF	4	67.70					
129	Gadag	Ron	ASUTI	GP	Green Gram (Moong Bean/ Moong)	RF	4	63.18					
130	Gadag	Ron	BELAVANAKI	GP	Green Gram (Moong Bean/ Moong)	RF	4	142.53					
131	Gadag	Ron	CHIKKAMANNUR	GP	Green Gram (Moong Bean/ Moong)	RF	4	367.40					
132	Gadag	Ron	D.S.HADAGALI	GP	Green Gram (Moong Bean/ Moong)	RF	4	177.47					
133	Gadag	Ron	Gajendragud(ULB)	GP	Green Gram (Moong Bean/ Moong)	RF	4	351.39					
134	Gadag	Ron	GOGERI	GP	Green Gram (Moong Bean/ Moong)	RF	4	279.53					
135	Gadag	Ron	GULAGULI	GP	Green Gram (Moong Bean/ Moong)	RF	4	178.63					
136	Gadag	Ron	HALAKERI	GP	Green Gram (Moong Bean/ Moong)	RF			Hobli Level	54	236.75		
137	Gadag	Ron	HIREHALA	GP	Green Gram (Moong Bean/ Moong)	RF	4	356.21					

**Government of Karnataka**  
**Directorate of Economics and Statistics**  
**GP Level Average Yield data for Kharif season 2019-20**

S.N	District	Taluk	Insurance Unit (hobli/ GP)	GP/HO BLI	Crop	IRR RF	No_CCE Conducted	Average Yield(Kg/Ha)	Name Of Higher Level	No_cce Conducted Higher	Higher average Yield(Kg/Ha)	Neighboring Yield	Tech-based Yield
138	Gadag	Ron	HOLEALUR	GP	Green Gram (Moong Bean/ Moong)	RF	4	120.92					
139	Gadag	Ron	HOLEMANNUR	GP	Green Gram (Moong Bean/ Moong)	RF			Hobli Level	44	148.41		
140	Gadag	Ron	HOSALLI	GP	Green Gram (Moong Bean/ Moong)	RF	4	205.86					
141	Gadag	Ron	HULLUR	GP	Green Gram (Moong Bean/ Moong)	RF	4	160.27					
142	Gadag	Ron	HUNAGUNDI	GP	Green Gram (Moong Bean/ Moong)	RF	4	254.58					
143	Gadag	Ron	ITAGI	GP	Green Gram (Moong Bean/ Moong)	RF	4	416.77					
144	Gadag	Ron	JAKKALI	GP	Green Gram (Moong Bean/ Moong)	RF	4	143.53					
145	Gadag	Ron	KOTBAL	GP	Green Gram (Moong Bean/ Moong)	RF	4	269.54					
146	Gadag	Ron	KOUJAGERI	GP	Green Gram (Moong Bean/ Moong)	RF			Hobli Level	44	148.41		
147	Gadag	Ron	KUNTOGI	GP	Green Gram (Moong Bean/ Moong)	RF	4	424.24					
148	Gadag	Ron	KURADAGI	GP	Green Gram (Moong Bean/ Moong)	RF	4	130.37					
149	Gadag	Ron	KURAHATTI	GP	Green Gram (Moong Bean/ Moong)	RF	4	190.47					
150	Gadag	Ron	LAKKALAKATTI	GP	Green Gram (Moong Bean/ Moong)	RF	4	331.80					
151	Gadag	Ron	MADALAGERI	GP	Green Gram (Moong Bean/ Moong)	RF	4	416.00					

**Government of Karnataka**  
**Directorate of Economics and Statistics**  
**GP Level Average Yield data for Kharif season 2019-20**

S.N	District	Taluk	Insurance Unit (hobli/ GP)	GP/HO BLI	Crop	RR-RF	No_CCE Conducted	Average Yield(Kg/Ha)	Name_Of_Higher_Level	No_cce Conducted_Higher	Higher average Yield(Kg/Ha)	Neighbo uring Yield	Tech based Yield
152	Gadag	Ron	MARANABASARI	GP	Green Gram (Moong Bean/ Moong)	RF	4	146.58					
153	Gadag	Ron	MENASAGI	GP	Green Gram (Moong Bean/ Moong)	RF	4	165.86					
154	Gadag	Ron	MLLAPUR	GP	Green Gram (Moong Bean/ Moong)	RF	4	246.86					
155	Gadag	Ron	MUSHIGERI	GP	Green Gram (Moong Bean/ Moong)	RF	4	338.47					
156	Gadag	Ron	Naregal(ULB)	GP	Green Gram (Moong Bean/ Moong)	RF	4	267.61					
157	Gadag	Ron	NIDAGUNDI	GP	Green Gram (Moong Bean/ Moong)	RF	4	61.60					
158	Gadag	Ron	RAJURU	GP	Green Gram (Moong Bean/ Moong)	RF	4	317.83					
159	Gadag	Ron	RAMAPUR	GP	Green Gram (Moong Bean/ Moong)	RF	4	261.90					
160	Gadag	Ron	Ron (ULB)	GP	Green Gram (Moong Bean/ Moong)	RF	4	493.91					
161	Gadag	Ron	SAVADI	GP	Green Gram (Moong Bean/ Moong)	RF	4	186.11					
162	Gadag	Ron	SHANTAGERI	GP	Green Gram (Moong Bean/ Moong)	RF	4	535.00					
163	Gadag	Ron	SUDI	GP	Green Gram (Moong Bean/ Moong)	RF	4	305.11					
164	Gadag	Ron	YAVAGAL	GP	Green Gram (Moong Bean/ Moong)	RF	4	91.80					
165	Gadag	Ron	ABBIGERI	GP	Maize (Makka)	RF	4	1852.58					



**Government of Karnataka**  
**Directorate of Economics and Statistics**  
**GP Level Average Yield data for Kharif season 2019-20**

S.N	District	Taluk	Insurance Unit (hobli/ GP)	GP/HO BLI	Crop	IRR - RF	No_CCE Conducted	Average Yield(Kg/Ha)	Name Of Higher Level	No_cce Conducted Higher	Higher average Yield(Kg/Ha)	Neighboring Yield	Tech based Yield
166	Gadag	Ron	AMARAGOL	GP	Maize (Makka)	RF	4	1297.69					
167	Gadag	Ron	ASUTI	GP	Maize (Makka)	RF	4	3383.92					
168	Gadag	Ron	BELAVANAKI	GP	Maize (Makka)	RF	4	2277.88					
169	Gadag	Ron	CHIKKAMANNUR	GP	Maize (Makka)	RF	4	2597.94					
170	Gadag	Ron	D.S.HADAGALI	GP	Maize (Makka)	RF			Hobli Level	52	2131.49		
171	Gadag	Ron	Gajendragud(ULB)	GP	Maize (Makka)	RF	4	1690.66					
172	Gadag	Ron	GOGERI	GP	Maize (Makka)	RF	4	3670.09					
173	Gadag	Ron	GULAGULI	GP	Maize (Makka)	RF	4	1851.46					
174	Gadag	Ron	HALAKERI	GP	Maize (Makka)	RF			Hobli Level	52	2131.49		
175	Gadag	Ron	HIREHALA	GP	Maize (Makka)	RF	4	2728.03					
176	Gadag	Ron	HOLEALUR	GP	Maize (Makka)	RF	4	2402.17					
177	Gadag	Ron	HOLEMANNUR	GP	Maize (Makka)	RF	4	2203.73					
178	Gadag	Ron	HOSALLI	GP	Maize (Makka)	RF	4	1631.39					
179	Gadag	Ron	HULLUR	GP	Maize (Makka)	RF	4	2647.61					
180	Gadag	Ron	HUNAGUNDI	GP	Maize (Makka)	RF	4	3157.80					
181	Gadag	Ron	ITAGI	GP	Maize (Makka)	RF	4	1756.08					
182	Gadag	Ron	JAKKALI	GP	Maize (Makka)	RF	4	616.21					
183	Gadag	Ron	KOTBAL	GP	Maize (Makka)	RF	4	2021.53					
184	Gadag	Ron	KOUJAGERI	GP	Maize (Makka)	RF	4	2942.66					
185	Gadag	Ron	KUNTOGI	GP	Maize (Makka)	RF	4	1602.89					

**Government of Karnataka**  
**Directorate of Economics and Statistics**  
**GP Level Average Yield data for Kharif season 2019-20**

S.N	District	Taluk	Insurance Unit (hobli/ GP)	GP/HO BLI	Crop	IRR RF	No_CCE Conducted	Average Yield(Kg/Ha)	Name_Of Higher Level	No_cce Conducted Higher	Higher average Yield(Kg/Ha)	Neighboring Yield	Tech. based Yield
186	Gadag	Ron	KURADAGI	GP	Maize (Makka)	RF	4	3219.43					
187	Gadag	Ron	KURAHATTI	GP	Maize (Makka)	RF	4	3022.55					
188	Gadag	Ron	LAKKALAKATTI	GP	Maize (Makka)	RF	4	1985.65					
189	Gadag	Ron	MADALAGERI	GP	Maize (Makka)	RF	4	2167.17					
190	Gadag	Ron	MARANABASARI	GP	Maize (Makka)	RF	4	2611.05					
191	Gadag	Ron	MENASAGI	GP	Maize (Makka)	RF	4	3451.81					
192	Gadag	Ron	MLLAPUR	GP	Maize (Makka)	RF	4	2898.27					
193	Gadag	Ron	MUSHIGERI	GP	Maize (Makka)	RF	4	1611.02					
194	Gadag	Ron	Naregal(ULB)	GP	Maize (Makka)	RF	4	1306.83					
195	Gadag	Ron	NIDAGUNDI	GP	Maize (Makka)	RF	4	2653.09					
196	Gadag	Ron	RAJURU	GP	Maize (Makka)	RF	4	2961.14					
197	Gadag	Ron	RAMAPUR	GP	Maize (Makka)	RF	4	2714.17					
198	Gadag	Ron	Ron (ULB)	GP	Maize (Makka)	RF	4	2172.39					
199	Gadag	Ron	SAVADI	GP	Maize (Makka)	RF	4	1275.55					
200	Gadag	Ron	SHANTAGERI	GP	Maize (Makka)	RF	4	1906.37					
201	Gadag	Ron	SUDI	GP	Maize (Makka)	RF	4	2844.48					
202	Gadag	Ron	YAVAGAL	GP	Maize (Makka)	RF	4	3122.82					
203	Gadag	Shirahatti	ADARAHALLI	GP	Green Gram (Moong Bean/ Moong)	RF	4	433.74					
204	Gadag	Shirahatti	ADARAKATTI	GP	Green Gram (Moong Bean/ Moong)	RF	4	187.07					

**Government of Karnataka**  
**Directorate of Economics and Statistics**  
**GP Level Average Yield data for Kharif season 2019-20**

S.N	District	Taluk	Insurance Unit (hobli/ GP)	GP/HO BLI	Crop	IRR RF	No_CCE Conducted	Average Yield(Kg/Ha)	Name_Of Higher Level	No_cce Conducted Higher	Higher average Yield(Kg/Ha)	Neighboring Yield	Tech based Yield
205	Gadag	Shirahatti	BALEHOSUR	GP	Green Gram (Moong Bean/ Moong)	RF	4	154.29					
206	Gadag	Shirahatti	BANNIKOPPA	GP	Green Gram (Moong Bean/ Moong)	RF	4	302.02					
207	Gadag	Shirahatti	BATTUR	GP	Green Gram (Moong Bean/ Moong)	RF	4	289.48					
208	Gadag	Shirahatti	BELLATTI	GP	Green Gram (Moong Bean/ Moong)	RF	4	459.97					
209	Gadag	Shirahatti	CHABBI	GP	Green Gram (Moong Bean/ Moong)	RF	4	383.79					
210	Gadag	Shirahatti	DODDUR	GP	Green Gram (Moong Bean/ Moong)	RF	4	162.58					
211	Gadag	Shirahatti	GOJANUR	GP	Green Gram (Moong Bean/ Moong)	RF	4	202.51					
212	Gadag	Shirahatti	GOVANALA	GP	Green Gram (Moong Bean/ Moong)	RF	4	180.52					
213	Gadag	Shirahatti	HEBBAL	GP	Green Gram (Moong Bean/ Moong)	RF			Hobli Level	49	348.56		
214	Gadag	Shirahatti	HULLURA	GP	Green Gram (Moong Bean/ Moong)	RF	4	310.70					
215	Gadag	Shirahatti	ITIGI	GP	Green Gram (Moong Bean/ Moong)	RF			Hobli Level	49	348.56		
216	Gadag	Shirahatti	KADKOL	GP	Green Gram (Moong Bean/ Moong)	RF	4	474.44					
217	Gadag	Shirahatti	KOGANUR	GP	Green Gram (Moong Bean/ Moong)	RF	4	281.58					
218	Gadag	Shirahatti	KONCHIGERI	GP	Green Gram (Moong Bean/ Moong)	RF	4	310.31					

**Government of Karnataka**  
**Directorate of Economics and Statistics**  
**GP Level Average Yield data for Kharif season 2019-20**

S.N	District	Taluk	Insurance Unit (hobli/ GP)	GP/HO BLI	Crop	IRR RF	No_CCE Conducted	Average Yield(Kg/Ha)	Name Of Higher Level	No_cce Conducted Higher	Higher average Yield(Kg/Ha)	Neighboring Yield	Tech. based Yield
219	Gadag	Shirahatti	Lakshmeshwara (ULB)	GP	Green Gram (Moong Bean/ Moong)	RF	4	655.73					
220	Gadag	Shirahatti	MACHANAHALLI	GP	Green Gram (Moong Bean/ Moong)	RF	4	281.38					
221	Gadag	Shirahatti	MADALLI	GP	Green Gram (Moong Bean/ Moong)	RF	4	460.94					
222	Gadag	Shirahatti	MAGADI	GP	Green Gram (Moong Bean/ Moong)	RF	4	255.35					
223	Gadag	Shirahatti	MAJJOORU	GP	Green Gram (Moong Bean/ Moong)	RF			Hobli Level	49	348.56		
224	Gadag	Shirahatti	P-BADNI	GP	Green Gram (Moong Bean/ Moong)	RF	4	178.20					
225	Gadag	Shirahatti	RAMGIRI	GP	Green Gram (Moong Bean/ Moong)	RF	4	474.44					
226	Gadag	Shirahatti	RANATUR	GP	Green Gram (Moong Bean/ Moong)	RF	4	362.58					
227	Gadag	Shirahatti	SHIGLI	GP	Green Gram (Moong Bean/ Moong)	RF	4	96.43					
228	Gadag	Shirahatti	Shirahatti (ULB)	GP	Green Gram (Moong Bean/ Moong)	RF	4	203.86					
229	Gadag	Shirahatti	SURANAGI	GP	Green Gram (Moong Bean/ Moong)	RF	4	661.90					
230	Gadag	Shirahatti	TARIKOPPA	GP	Green Gram (Moong Bean/ Moong)	RF			Hobli Level	49	348.56		
231	Gadag	Shirahatti	VADAVI	GP	Green Gram (Moong Bean/ Moong)	RF	4	419.28					
232	Gadag	Shirahatti	YALAVATTI	GP	Green Gram (Moong Bean/ Moong)	RF	4	586.30					

5

**Government of Karnataka**  
**Directorate of Economics and Statistics**  
**GP Level Average Yield data for Kharif season 2019-20**

S.N	District	Taluk	Insurance Unit (hobli/ GP)	GP/HO BLI	Crop	IRR - RF	No. CCE Conducted	Average Yield(Kg/Ha)	Name Of Higher Level	No. cce Conducted Higher	Higher average Yield(Kg/Ha)	Neighboring Yield	Tech-based Yield
233	Gadag	Shirahatti	ADARAHALLI	GP	GROUNDNUT	RF	8	1045.73					
234	Gadag	Shirahatti	ADARAKATTI	GP	GROUNDNUT	RF	8	808.56					
235	Gadag	Shirahatti	BALEHOSUR	GP	GROUNDNUT	RF	8	829.36					
236	Gadag	Shirahatti	BANNIKOPPA	GP	GROUNDNUT	RF	8	937.21					
237	Gadag	Shirahatti	BATTUR	GP	GROUNDNUT	RF	8	933.40					
238	Gadag	Shirahatti	BELLATTI	GP	GROUNDNUT	RF	8	851.36					
239	Gadag	Shirahatti	CHABBI	GP	GROUNDNUT	RF	8	844.67					
240	Gadag	Shirahatti	DODDUR	GP	GROUNDNUT	RF	8	1075.92					
241	Gadag	Shirahatti	GOJANUR	GP	GROUNDNUT	RF	8	595.10					
242	Gadag	Shirahatti	GOVANALA	GP	GROUNDNUT	RF	8	1009.08					
243	Gadag	Shirahatti	HEBBAL	GP	GROUNDNUT	RF	8	893.94					
244	Gadag	Shirahatti	HULLURA	GP	GROUNDNUT	RF	8	783.90					
245	Gadag	Shirahatti	ITIGI	GP	GROUNDNUT	RF	8	890.49					
246	Gadag	Shirahatti	KADKOL	GP	GROUNDNUT	RF	8	888.12					
247	Gadag	Shirahatti	KOGANUR	GP	GROUNDNUT	RF	8	863.86					
248	Gadag	Shirahatti	KONCHIGERI	GP	GROUNDNUT	RF	8	847.80					
249	Gadag	Shirahatti	Lakshmeshwara (ULB)	GP	GROUNDNUT	RF	8	730.94					
250	Gadag	Shirahatti	MACHANAHALLI	GP	GROUNDNUT	RF	8	911.32					
251	Gadag	Shirahatti	MADALLI	GP	GROUNDNUT	RF	8	1054.36					
252	Gadag	Shirahatti	MAGADI	GP	GROUNDNUT	RF	8	750.23					

**Government of Karnataka**  
**Directorate of Economics and Statistics**  
**GP Level Average Yield data for Kharif season 2019-20**

S.N	District	Taluk	Insurance Unit (hobli/ GP)	GP/HO BLI	Crop	IRR_RF	No_CCE Conducted	Average Yield(Kg/Ha)	Name_Of_Higher_Level	No_cce Conducted_Higher	Higher average Yield(Kg/Ha)	Neighboring Yield	Tech. based Yield
253	Gadag	Shirahatti	MAJJOORU	GP	GROUNDNUT	RF	8	843.27					
254	Gadag	Shirahatti	P-BADNI	GP	GROUNDNUT	RF	8	201.17					
255	Gadag	Shirahatti	RAMGIRI	GP	GROUNDNUT	RF	8	831.20					
256	Gadag	Shirahatti	RANATUR	GP	GROUNDNUT	RF	8	903.97					
257	Gadag	Shirahatti	SHIGLI	GP	GROUNDNUT	RF	8	903.43					
258	Gadag	Shirahatti	Shirahatti (ULB)	GP	GROUNDNUT	RF	8	750.34					
259	Gadag	Shirahatti	SURANAGI	GP	GROUNDNUT	RF	8	587.01					
260	Gadag	Shirahatti	TARIKOPPA	GP	GROUNDNUT	RF	8	877.23					
261	Gadag	Shirahatti	VADAVI	GP	GROUNDNUT	RF	8	885.24					
262	Gadag	Shirahatti	YALAVATTI	GP	GROUNDNUT	RF			Hobli Level	120	814.50		

  
Director

Directorate of Economics and Statistics

**Government of Karnataka**  
**Directorate of Economics and Statistics**  
**GP Level Average Yield data for Kharif season 2019-20**

S.N	District	Taluk	Insurance Unit (hobli/ GP)	GP/HO BLI	Crop	IRR RF	No_CCE Conducted	Average Yield(Kg/Ha)	Name Of Higher Level	No_cce Conducted Higher	Higher average Yield(Kg/Ha)	Neighboring Yield	Tech. based Yield
1	Hasan	Alur	Alur (ULB)	GP	Maize (Makka)	RF			Hobli Level	15	3408.29		
2	Hasan	Alur	BYRAPURA	GP	Maize (Makka)	RF	4	3770.36					
3	Hasan	Alur	DODDAKANAGAL	GP	Maize (Makka)	RF	4	3274.26					
4	Hasan	Alur	GANGIGERE	GP	Maize (Makka)	RF			Hobli Level	14	5475.60		
5	Hasan	Alur	HANCHUR	GP	Maize (Makka)	RF	4	5297.82					
6	Hasan	Alur	HUNASAVALLI	GP	Maize (Makka)	RF	4	3739.02					
7	Hasan	Alur	KADALU	GP	Maize (Makka)	RF	4	5221.06					
8	Hasan	Alur	KANATTUR	GP	Maize (Makka)	RF	4	3874.80					
9	Hasan	Alur	KARAGODU	GP	Maize (Makka)	RF			Hobli Level	34	4356.14		
10	Hasan	Alur	KUNDOORU	GP	Maize (Makka)	RF			Hobli Level	14	5475.60		
11	Hasan	Alur	MADABALU	GP	Maize (Makka)	RF	4	6083.75					
12	Hasan	Alur	MAGGE	GP	Maize (Makka)	RF	4	4509.81					
13	Hasan	Alur	PALYA	GP	Maize (Makka)	RF	4	4652.89					
14	Hasan	Alur	TALUR	GP	Maize (Makka)	RF	4	4720.89					
15	Hasan	Alur	ABBANA	GP	PADDY	IRR			Hobli Level	12	6850.26		
16	Hasan	Alur	Alur (ULB)	GP	PADDY	IRR	4	6342.69					
17	Hasan	Alur	BYRAPURA	GP	PADDY	IRR	4	6420.29					
18	Hasan	Alur	DODDAKANAGAL	GP	PADDY	IRR	4	5671.28					
19	Hasan	Alur	GANGIGERE	GP	PADDY	IRR	4	4094.38					
20	Hasan	Alur	HANCHUR	GP	PADDY	IRR	4	6902.21					

**Government of Karnataka**  
**Directorate of Economics and Statistics**  
**GP Level Average Yield data for Kharif season 2019-20**

S.N	District	Taluk	Insurance Unit (hobli/ GP)	GP/HO BLI	Crop	IRR RF	No_CCE Conducted	Average Yield(Kg/Ha)	Name Of Higher Level	No_cce Conducted Higher	Higher average Yield(Kg/Ha)	Neighboring Yield	Tech-based Yield
21	Hasan	Alur	HUNASAVALLI	GP	PADDY	IRR	4	5082.57					
22	Hasan	Alur	KADALU	GP	PADDY	IRR	4	5207.29					
23	Hasan	Alur	KANATTUR	GP	PADDY	IRR	4	6461.13					
24	Hasan	Alur	KARAGODU	GP	PADDY	IRR	4	5615.04					
25	Hasan	Alur	KUNDOORU	GP	PADDY	IRR	4	6404.36					
26	Hasan	Alur	MADABALU	GP	PADDY	IRR			Hobli Level	34	5528.71		
27	Hasan	Alur	MAGGE	GP	PADDY	IRR	4	6493.80					
28	Hasan	Alur	MALLAPUR	GP	PADDY	IRR	4	7747.63					
29	Hasan	Alur	PALYA	GP	PADDY	IRR	4	6363.11					
30	Hasan	Alur	TALUR	GP	PADDY	IRR	4	4273.01					
31	Hasan	Arkalgud	AGRAHARA	GP	PADDY	IRR	4	3487.87					
32	Hasan	Arkalgud	Arkalgudu (ULB)	GP	PADDY	IRR	4	3798.26					
33	Hasan	Arkalgud	BANNUR	GP	PADDY	IRR	4	4666.25					
34	Hasan	Arkalgud	BASAVAPATNA	GP	PADDY	IRR	4	4729.45					
35	Hasan	Arkalgud	BELAVADI	GP	PADDY	IRR	4	4262.22					
36	Hasan	Arkalgud	BYCHANAHALLI	GP	PADDY	IRR	4	5871.57					
37	Hasan	Arkalgud	CHIKKAHALLI	GP	PADDY	IRR	4	3965.53					
38	Hasan	Arkalgud	DODDABEMMATHI	GP	PADDY	IRR			Hobli Level	36	4110.17		
39	Hasan	Arkalgud	DODDAMAGGE	GP	PADDY	IRR	4	3667.57					
40	Hasan	Arkalgud	GANGUR	GP	PADDY	IRR	4	3205.68					

27



**Government of Karnataka**  
**Directorate of Economics and Statistics**  
**GP Level Average Yield data for Kharif season 2019-20**

S.N	District	Taluk	Insurance Unit (hobli/ GP)	GP/HO BLI	Crop	IRR RF	No_CCE Conducted	Average Yield(Kg/Ha)	Name Of Higher Level	No_cce Conducted Higher	Higher average Yield(Kg/Ha)	Neighboring Yield	Tech. based Yield
41	Hasan	Arkalgud	GANJALAGODU	GP	PADDY	IRR	4	4908.82					
42	Hasan	Arkalgud	HANDRANGI	GP	PADDY	IRR	4	4304.50					
43	Hasan	Arkalgud	HEBBALE	GP	PADDY	IRR	4	4758.04					
44	Hasan	Arkalgud	HOLALAGODU	GP	PADDY	IRR	4	4179.85					
45	Hasan	Arkalgud	HONNVALLI	GP	PADDY	IRR	4	4086.20					
46	Hasan	Arkalgud	HULIKAL	GP	PADDY	IRR	4	3579.79					
47	Hasan	Arkalgud	KALENAHALLI	GP	PADDY	IRR	4	3373.51					
48	Hasan	Arkalgud	KATTEPURA	GP	PADDY	IRR	4	4322.93					
49	Hasan	Arkalgud	KATTIMALLENAHALLI	GP	PADDY	IRR	4	5569.25					
50	Hasan	Arkalgud	KERALAPURA	GP	PADDY	IRR	4	4186.20					
51	Hasan	Arkalgud	KONANUR	GP	PADDY	IRR	4	5799.49					
52	Hasan	Arkalgud	LAKKURAU	GP	PADDY	IRR	4	3802.06					
53	Hasan	Arkalgud	MALLIPATNA	GP	PADDY	IRR	4	4542.89					
54	Hasan	Arkalgud	RAMANATHAPURA	GP	PADDY	IRR	4	5023.51					
55	Hasan	Arkalgud	RUDRAPATNA	GP	PADDY	IRR	4	4926.74					
56	Hasan	Arkalgud	SANTEMARURU	GP	PADDY	IRR	4	4626.75					
57	Hasan	Arkalgud	SARAGOOR	GP	PADDY	IRR	4	3086.14					
58	Hasan	Arkalgud	VADDRAHALLI	GP	PADDY	IRR	4	4251.60					
59	Hasan	Arkalgud	VUJAPURA FOREST	GP	PADDY	IRR	4	3994.30					
60	Hasan	Arkalgud	YALAGATHAVALLI	GP	PADDY	IRR	4	3055.55					

**Government of Karnataka**  
**Directorate of Economics and Statistics**  
**GP Level Average Yield data for Kharif season 2019-20**

S.N	District	Taluk	Insurance Unit (hobli/ GP)	GP/HO BLI	Crop	IRR RF	No_CCE Conducted	Average Yield(Kg/Ha)	Name_Of Higher Level	No_cce Conducted Higher	Higher average Yield(Kg/Ha)	Neighbo uring Yield	Tech- based Yield
61	Hasan	Arkalgud	AGRAHARA	GP	RAGI	RF	4	1102.48					
62	Hasan	Arkalgud	ALADAHALLI	GP	RAGI	RF	4	1500.35					
63	Hasan	Arkalgud	Arkalgudu (ULB)	GP	RAGI	RF	4	1966.94					
64	Hasan	Arkalgud	BANNUR	GP	RAGI	RF	4	1708.00					
65	Hasan	Arkalgud	BASAVAPATNA	GP	RAGI	RF	4	1503.84					
66	Hasan	Arkalgud	BELAVADI	GP	RAGI	RF			Hobli Level	22	1388.99		
67	Hasan	Arkalgud	BYCHANAHALLI	GP	RAGI	RF	4	2803.52					
68	Hasan	Arkalgud	CHIKKAHALLI	GP	RAGI	RF	4	1055.68					
69	Hasan	Arkalgud	DODDABEMMATHI	GP	RAGI	RF	4	1496.37					
70	Hasan	Arkalgud	DODDAMAGGE	GP	RAGI	RF	4	1641.03					
71	Hasan	Arkalgud	GANGUR	GP	RAGI	RF	4	1725.43					
72	Hasan	Arkalgud	GANJALAGODU	GP	RAGI	RF	4	664.78					
73	Hasan	Arkalgud	HANDRANGI	GP	RAGI	RF	4	1759.79					
74	Hasan	Arkalgud	HANYALU	GP	RAGI	RF	4	1070.61					
75	Hasan	Arkalgud	HEBBALE	GP	RAGI	RF	4	1294.70					
76	Hasan	Arkalgud	HEGGADIHALLI	GP	RAGI	RF	4	2574.95					
77	Hasan	Arkalgud	HOLALAGODU	GP	RAGI	RF	4	1119.41					
78	Hasan	Arkalgud	HONNVALLI	GP	RAGI	RF	4	2385.23					
79	Hasan	Arkalgud	HULIKAL	GP	RAGI	RF	4	1414.21					
80	Hasan	Arkalgud	KADUVINAHOSAHALLI	GP	RAGI	RF	4	2016.74					

**Government of Karnataka**  
**Directorate of Economics and Statistics**  
**GP Level Average Yield data for Kharif season 2019-20**

S.N	District	Taluk	Insurance Unit (hobli/ GP)	GP/HO BLI	Crop	IRR RF	No_CCE Conducted	Average Yield(Kg/Ha)	Name_Of_Higher_Level	No_cce Conducted_Higher	Higher average Yield(Kg/Ha)	Neighbo uring Yield	Tech. based Yield
81	Hasan	Arkalgud	KALENAHALLI	GP	RAGI	RF	4	1615.88					
82	Hasan	Arkalgud	KATTEPURA	GP	RAGI	RF			Hobli Level	88	1600.34		
83	Hasan	Arkalgud	KATTIMALLENAHALLI	GP	RAGI	RF	4	2492.29					
84	Hasan	Arkalgud	KERALAPURA	GP	RAGI	RF			Hobli Level	57	1538.44		
85	Hasan	Arkalgud	KONANUR	GP	RAGI	RF	4	2315.52					
86	Hasan	Arkalgud	KORATIKERE	GP	RAGI	RF			Hobli Level	22	1388.99		
87	Hasan	Arkalgud	LAKKURAU	GP	RAGI	RF	4	1653.23					
88	Hasan	Arkalgud	MALLIPATNA	GP	RAGI	RF	4	1538.70					
89	Hasan	Arkalgud	RAMANATHAPURA	GP	RAGI	RF	4	1329.56					
90	Hasan	Arkalgud	RUDRAPATNA	GP	RAGI	RF	4	1130.37					
91	Hasan	Arkalgud	SANTEMARURU	GP	RAGI	RF	4	1478.94					
92	Hasan	Arkalgud	SARAGOOR	GP	RAGI	RF	4	1120.41					
93	Hasan	Arkalgud	TARIGALALE	GP	RAGI	RF	4	1538.70					
94	Hasan	Arkalgud	VADDRAHALLI	GP	RAGI	RF	4	2131.27					
95	Hasan	Arkalgud	VIJAPURA FOREST	GP	RAGI	RF	4	1807.60					
96	Hasan	Arkalgud	YALAGATHAVALLI	GP	RAGI	RF	4	868.94					
97	Hasan	Arsikere	AGGUNDA	GP	Green Gram (Moong Bean/ Moong)	RF			Hobli Level	12	25.14		
98	Hasan	Arsikere	ARAKERE	GP	Green Gram (Moong Bean/ Moong)	RF	4	140.79					
99	Hasan	Arsikere	BAGESHPUR	GP	Green Gram (Moong Bean/ Moong)	RF			Hobli Level	26	108.30		

**Government of Karnataka**  
**Directorate of Economics and Statistics**  
**GP Level Average Yield data for Kharif season 2019-20**

S.N	District	Taluk	Insurance Unit (hobli/ GP)	GP/HO BL	Crop	IRR RF	No_CCE Conducted	Average Yield(Kg/Ha)	Name Of Higher Level	No_cce Conducted Higher	Higher average Yield(Kg/Ha)	Neighboring Yield	Tech-based Yield
100	Hasan	Arsikere	BAGIVALU	GP	Green Gram (Moong Bean/ Moong)	RF			Hobli Level	54	112.44		
101	Hasan	Arsikere	BANAVARA	GP	Green Gram (Moong Bean/ Moong)	RF	4	466.72					
102	Hasan	Arsikere	BANDUR	GP	Green Gram (Moong Bean/ Moong)	RF	4	48.02					
103	Hasan	Arsikere	BELAGUMBA	GP	Green Gram (Moong Bean/ Moong)	RF			Hobli Level	54	39.52		
104	Hasan	Arsikere	BENDEKERE	GP	Green Gram (Moong Bean/ Moong)	RF			Hobli Level	30	115.47		
105	Hasan	Arsikere	CHAGACHAGERE	GP	Green Gram (Moong Bean/ Moong)	RF	4	114.75					
106	Hasan	Arsikere	D.M.KURKE	GP	Green Gram (Moong Bean/ Moong)	RF			Hobli Level	28	102.66		
107	Hasan	Arsikere	DUMMENAHALLI	GP	Green Gram (Moong Bean/ Moong)	RF			Hobli Level	40	29.98		
108	Hasan	Arsikere	GANDASI	GP	Green Gram (Moong Bean/ Moong)	RF			Hobli Level	14	120.18		
109	Hasan	Arsikere	GUIHALLI	GP	Green Gram (Moong Bean/ Moong)	RF			Hobli Level	54	51.10		
110	Hasan	Arsikere	HABBANAGATTA	GP	Green Gram (Moong Bean/ Moong)	RF			Hobli Level	12	25.14		
111	Hasan	Arsikere	HANDRAALU	GP	Green Gram (Moong Bean/ Moong)	RF	4	30.86					
112	Hasan	Arsikere	HARANAHALLI	GP	Green Gram (Moong Bean/ Moong)	RF			Hobli Level	12	25.14		
113	Hasan	Arsikere	HEGGTTA	GP	Green Gram (Moong Bean/ Moong)	RF			Hobli Level	14	120.18		

**Government of Karnataka**  
**Directorate of Economics and Statistics**  
**GP Level Average Yield data for Kharif season 2019-20**

S.N	District	Taluk	Insurance Unit (hobli/ GP)	GP/HO BLI	Crop	IRR RF	No_CCE Conducted	Average Yield(Kg/Ha)	Name_Of_Higher_Level	No_cce Conducted_Higher	Higher average Yield(Kg/Ha)	Neighboring Yield	Tech. based Yield
114	Hasan	Arsikere	HIRIYUR	GP	Green Gram (Moong Bean/ Moong)	RF	4	146.57					
115	Hasan	Arsikere	J.C.PUR	GP	Green Gram (Moong Bean/ Moong)	RF	4	146.15					
116	Hasan	Arsikere	JAJUR	GP	Green Gram (Moong Bean/ Moong)	RF			Hobli Level	12	25.14		
117	Hasan	Arsikere	JAVAGAL	GP	Green Gram (Moong Bean/ Moong)	RF			Hobli Level	28	137.84		
118	Hasan	Arsikere	K.SHANKARANAHALI	GP	Green Gram (Moong Bean/ Moong)	RF	4	57.86					
119	Hasan	Arsikere	KACHIGATTA	GP	Green Gram (Moong Bean/ Moong)	RF			Hobli Level	46	178.48		
120	Hasan	Arsikere	KALGUNDI	GP	Green Gram (Moong Bean/ Moong)	RF			Hobli Level	46	111.61		
121	Hasan	Arsikere	KALYADI	GP	Green Gram (Moong Bean/ Moong)	RF	4	115.72					
122	Hasan	Arsikere	KAMASAMUDRA	GP	Green Gram (Moong Bean/ Moong)	RF			Hobli Level	28	102.66		
123	Hasan	Arsikere	KANAKATTE	GP	Green Gram (Moong Bean/ Moong)	RF	4	90.64					
124	Hasan	Arsikere	KARAGUNDA	GP	Green Gram (Moong Bean/ Moong)	RF	4	90.65					
125	Hasan	Arsikere	KENKERE	GP	Green Gram (Moong Bean/ Moong)	RF			Hobli Level	32	135.94		
126	Hasan	Arsikere	KOLAGUNDA	GP	Green Gram (Moong Bean/ Moong)	RF	4	262.29					
127	Hasan	Arsikere	KONDENALU	GP	Green Gram (Moong Bean/ Moong)	RF	4	57.09					

**Government of Karnataka**  
**Directorate of Economics and Statistics**  
**GP Level Average Yield data for Kharif season 2019-20**

S.N	District	Taluk	Insurance Unit (hobli/ GP)	GP/HO BLI	Crop	IRR RF	No_CCE Conducted	Average Yield(Kg/Ha)	Name Of Higher Level	No_cce Conducted Higher	Higher average Yield(Kg/Ha)	Neighboring Yield	Tech. based Yield
128	Hasan	Arsikere	KURUVANKA	GP	Green Gram (Moong Bean/ Moong)	RF			Hobli Level	58	164.86		
129	Hasan	Arsikere	LALANAKERE	GP	Green Gram (Moong Bean/ Moong)	RF			Hobli Level	32	127.18		
130	Hasan	Arsikere	MADALU	GP	Green Gram (Moong Bean/ Moong)	RF			Hobli Level	28	102.66		
131	Hasan	Arsikere	MUDUDI	GP	Green Gram (Moong Bean/ Moong)	RF			Hobli Level	14	120.18		
132	Hasan	Arsikere	MURUNDI	GP	Green Gram (Moong Bean/ Moong)	RF			Hobli Level	12	25.14		
133	Hasan	Arsikere	NARASIPURA	GP	Green Gram (Moong Bean/ Moong)	RF	4	16.97					
134	Hasan	Arsikere	NERLIGE	GP	Green Gram (Moong Bean/ Moong)	RF			Hobli Level	28	137.84		
135	Hasan	Arsikere	PURALEHALLI	GP	Green Gram (Moong Bean/ Moong)	RF	4	24.11					
136	Hasan	Arsikere	RAMPURA	GP	Green Gram (Moong Bean/ Moong)	RF			Hobli Level	60	116.67		
137	Hasan	Arsikere	SHANEGERE	GP	Green Gram (Moong Bean/ Moong)	RF	4	65.57					
138	Hasan	Arsikere	TALALUR	GP	Green Gram (Moong Bean/ Moong)	RF			Hobli Level	54	44.02		
139	Hasan	Arsikere	UNDIGANAALU	GP	Green Gram (Moong Bean/ Moong)	RF			Hobli Level	28	137.84		
140	Hasan	Arsikere	YADAVANAHALLI	GP	Green Gram (Moong Bean/ Moong)	RF			Hobli Level	14	120.18		
141	Hasan	Arsikere	AGGUNDA	GP	RAGI	RF	4	1725.43					

**Government of Karnataka**  
**Directorate of Economics and Statistics**  
**GP Level Average Yield data for Kharif season 2019-20**

S.N	District	Taluk	Insurance Unit (hobli/ GP)	GP/HO BLI	Crop	IRR- RF	No_CCE Conducted	Average Yield(Kg/Ha)	Name_Of_Higher_Level	No_cce Conducted_Higher	Higher average Yield(Kg/Ha)	Neighbo uring Yield	Tech. based Yield
142	Hasan	Arsikere	ARAKERE	GP	RAGI	RF			Hobli Level	29	1601.88		
143	Hasan	Arsikere	BAGESHPUR	GP	RAGI	RF	4	1742.86					
144	Hasan	Arsikere	BAGIVALU	GP	RAGI	RF	4	1409.23					
145	Hasan	Arsikere	BANAVARA	GP	RAGI	RF	4	1613.39					
146	Hasan	Arsikere	BANDUR	GP	RAGI	RF	4	1648.25					
147	Hasan	Arsikere	BELAGUMBA	GP	RAGI	RF	4	1877.31					
148	Hasan	Arsikere	BENDEKERE	GP	RAGI	RF	4	1399.27					
149	Hasan	Arsikere	CHAGACHAGERE	GP	RAGI	RF	4	1568.57					
150	Hasan	Arsikere	D.M.KURKE	GP	RAGI	RF	4	1695.56					
151	Hasan	Arsikere	DUMMENAHALLI	GP	RAGI	RF	4	1394.29					
152	Hasan	Arsikere	GANDASI	GP	RAGI	RF	4	1662.19					
153	Hasan	Arsikere	GIJIHALLI	GP	RAGI	RF	4	1470.23					
154	Hasan	Arsikere	HABBANAGATTA	GP	RAGI	RF	4	816.65					
155	Hasan	Arsikere	HANDRAALU	GP	RAGI	RF	4	1912.17					
156	Hasan	Arsikere	HARANAHALLI	GP	RAGI	RF	4	1725.43					
157	Hasan	Arsikere	HEGGTTA	GP	RAGI	RF	4	1839.96					
158	Hasan	Arsikere	HIRIYUR	GP	RAGI	RF	4	868.94					
159	Hasan	Arsikere	J.C.PUR	GP	RAGI	RF	4	1715.47					
160	Hasan	Arsikere	JA JUR	GP	RAGI	RF			Hobli Level	40	1519.90		
161	Hasan	Arsikere	JAVAGAL	GP	RAGI	RF	4	1151.53					

**Government of Karnataka**  
**Directorate of Economics and Statistics**  
**GP Level Average Yield data for Kharif season 2019-20**

S.N	District	Taluk	Insurance Unit (hobli/ GP)	GP/HO BLI	Crop	IRR RF	No_CCE Conducted	Average Yield(Kg/Ha)	Name_Of Higher Level	No_cce Conducted Higher	Higher average Yield(Kg/Ha)	Neighbo uring Yield	Tech. based Yield
162	Hasan	Arsikere	K.SHANKARANAHALI	GP	RAGI	RF	4	2081.48					
163	Hasan	Arsikere	KACHIGATTA	GP	RAGI	RF	4	1703.57					
164	Hasan	Arsikere	KALGUNDI	GP	RAGI	RF	4	1867.35					
165	Hasan	Arsikere	KALYADI	GP	RAGI	RF	4	1698.04					
166	Hasan	Arsikere	KAMASAMUDRA	GP	RAGI	RF	4	1543.68					
167	Hasan	Arsikere	KANAKATTE	GP	RAGI	RF	4	2088.94					
168	Hasan	Arsikere	KARAGUNDA	GP	RAGI	RF	4	732.00					
169	Hasan	Arsikere	KENKERE	GP	RAGI	RF	4	2029.19					
170	Hasan	Arsikere	KOLAGUNDA	GP	RAGI	RF	4	1762.78					
171	Hasan	Arsikere	KONDENALU	GP	RAGI	RF	4	1747.84					
172	Hasan	Arsikere	KURUVANKA	GP	RAGI	RF	4	1354.45					
173	Hasan	Arsikere	LALANAKERE	GP	RAGI	RF	4	968.53					
174	Hasan	Arsikere	MADALU	GP	RAGI	RF	4	1476.45					
175	Hasan	Arsikere	MUDUDI	GP	RAGI	RF	4	2016.74					
176	Hasan	Arsikere	MURUNDI	GP	RAGI	RF	4	1805.11					
177	Hasan	Arsikere	NARASIPURA	GP	RAGI	RF	4	1801.62					
178	Hasan	Arsikere	NERLIGE	GP	RAGI	RF	4	1777.72					
179	Hasan	Arsikere	PURALEHALLI	GP	RAGI	RF	4	1160.25					
180	Hasan	Arsikere	RAMPURA	GP	RAGI	RF	4	1650.74					
181	Hasan	Arsikere	RANGAPURA	GP	RAGI	RF	4	1582.52					



**Government of Karnataka**  
**Directorate of Economics and Statistics**  
**GP Level Average Yield data for Kharif season 2019-20**

S.N	District	Taluk	Insurance Unit (hobli/ GP)	GP/HO BLI	Crop	IRR RF	No_CCE Conducted	Average Yield(Kg/Ha)	Name_Of_Higher_Level	No_cce Conducted_Higher	Higher average Yield(Kg/Ha)	Neighboring Yield	Tech. based Yield
182	Hasan	Arsikere	SHANEGERE	GP	RAGI	RF	4	1807.59					
183	Hasan	Arsikere	TALALUR	GP	RAGI	RF	4	1590.98					
184	Hasan	Arsikere	UNDIGANAALU	GP	RAGI	RF			Hobli Level	29	1601.88		
185	Hasan	Arsikere	YADAVANAHALLI	GP	RAGI	RF	4	1454.05					
186	Hasan	Belur	ADAGUR	GP	Maize (Makka)	RF	4	5702.53					
187	Hasan	Belur	ANDELE	GP	Maize (Makka)	RF	4	2830.38					
188	Hasan	Belur	BANTENAHALLI	GP	Maize (Makka)	RF	4	5417.93					
189	Hasan	Belur	BIKKODU	GP	Maize (Makka)	RF	4	4115.02					
190	Hasan	Belur	CATACATANAHALLI	GP	Maize (Makka)	RF	4	4746.89					
191	Hasan	Belur	CHIKANAHALLI	GP	Maize (Makka)	RF			Hobli Level	28	3124.99		
192	Hasan	Belur	CHIKKAMEDUR	GP	Maize (Makka)	RF	4	4705.11					
193	Hasan	Belur	DABBE	GP	Maize (Makka)	RF	4	3524.92					
194	Hasan	Belur	GANGUR	GP	Maize (Makka)	RF	4	4684.23					
195	Hasan	Belur	GHATTADAHALLI	GP	Maize (Makka)	RF	4	3091.48					
196	Hasan	Belur	GONISOMANAHALLI	GP	Maize (Makka)	RF	4	4741.67					
197	Hasan	Belur	HAGARE	GP	Maize (Makka)	RF	4	5321.32					
198	Hasan	Belur	HALEBEEDU	GP	Maize (Makka)	RF	4	3870.62					
199	Hasan	Belur	HANIKE	GP	Maize (Makka)	RF	4	5185.55					
200	Hasan	Belur	HEBBALU	GP	Maize (Makka)	RF	4	4590.23					
201	Hasan	Belur	HULUGUNDI	GP	Maize (Makka)	RF	4	3310.81					

**Government of Karnataka**  
**Directorate of Economics and Statistics**  
**GP Level Average Yield data for Kharif season 2019-20**

S.N	District	Taluk	Insurance Unit (hobli/ GP)	GP/HO BLI	Crop	IRR RF	No_CCE Conducted	Average Yield(Kg/Ha)	Name Of Higher Level	No_cce Conducted Higher	Higher average Yield(Kg/Ha)	Neighboring Yield	Tech. based Yield
202	Hasan	Belur	HUNUGANAHALLI	GP	Maize (Makka)	RF			Hobli Level	34	3188.74		
203	Hasan	Belur	IBBIDU	GP	Maize (Makka)	RF	4	3420.48					
204	Hasan	Belur	KALLERE	GP	Maize (Makka)	RF			Hobli Level	34	4179.47		
205	Hasan	Belur	KESAGOODU	GP	Maize (Makka)	RF	4	4460.98					
206	Hasan	Belur	KODIHALLI	GP	Maize (Makka)	RF	4	4292.57					
207	Hasan	Belur	KOGILAMANE	GP	Maize (Makka)	RF	4	3566.69					
208	Hasan	Belur	KUSHAVARA	GP	Maize (Makka)	RF			Hobli Level	19	3170.93		
209	Hasan	Belur	LAKKUNDA	GP	Maize (Makka)	RF			Hobli Level	19	3161.25		
210	Hasan	Belur	MADAGUTTA	GP	Maize (Makka)	RF	4	2161.95					
211	Hasan	Belur	NARAYANAPURA	GP	Maize (Makka)	RF	4	2310.78					
212	Hasan	Belur	RAJANASHIRIYUR	GP	Maize (Makka)	RF	4	4773.00					
213	Hasan	Belur	SANYASIHALLI *	GP	Maize (Makka)	RF	4	5629.43					
214	Hasan	Belur	SAVASIHALLI	GP	Maize (Makka)	RF	4	3253.37					
215	Hasan	Belur	THOLALU	GP	Maize (Makka)	RF	4	2919.16					
216	Hasan	Belur	THUMBUDEVANHALLI	GP	Maize (Makka)	RF			Hobli Level	4	2919.16		
217	Hasan	Belur	YALAHANKA	GP	Maize (Makka)	RF	4	5483.21					
218	Hasan	Belur	YAMASANDI	GP	Maize (Makka)	RF	4	3645.03					
219	Hasan	Chanrayapatna	AKKANAHALLI	GP	RAGI	RF	4	1705.52					
220	Hasan	Chanrayapatna	ANATHI	GP	RAGI	RF			Hobli Level	25	1644.16		
221	Hasan	Chanrayapatna	ANEKERE	GP	RAGI	RF	4	2290.38					

**Government of Karnataka**  
**Directorate of Economics and Statistics**  
**GP Level Average Yield data for Kharif season 2019-20**

S.N	District	Taluk	Insurance Unit (hobli/ GP)	GP/HO BLI	Crop	IRR RF	No_CCE Conducted	Average Yield(Kg/Ha)	Name_Of Higher Level	No_cce Conducted Higher	Higher average Yield(Kg/Ha)	Neighbo uring Yield	Tech. based Yield
222	Hasan	Chanrayapatna	BAGUR	GP	RAGI	RF	4	1914.65					
223	Hasan	Chanrayapatna	BALADERE	GP	RAGI	RF	4	1807.59					
224	Hasan	Chanrayapatna	BALAGANCHI	GP	RAGI	RF	4	2121.31					
225	Hasan	Chanrayapatna	BARAGUR	GP	RAGI	RF	4	1991.84					
226	Hasan	Chanrayapatna	BEKKA	GP	RAGI	RF	4	1849.92					
227	Hasan	Chanrayapatna	BELAGIHALLI	GP	RAGI	RF	4	1384.33					
228	Hasan	Chanrayapatna	BYDARAHALLI	GP	RAGI	RF	4	1877.31					
229	Hasan	Chanrayapatna	CR Patna (ULB)	GP	RAGI	RF			Hobli Level	21	1711.24		
230	Hasan	Chanrayapatna	D.KALENAHALLI	GP	RAGI	RF			Hobli Level	21	1711.24		
231	Hasan	Chanrayapatna	DAMMANINGALA	GP	RAGI	RF	4	1620.86					
232	Hasan	Chanrayapatna	DIDAGA	GP	RAGI	RF	4	2111.35					
233	Hasan	Chanrayapatna	DINDAGOOR	GP	RAGI	RF	4	2240.82					
234	Hasan	Chanrayapatna	GOWDAGERE	GP	RAGI	RF	4	1939.55					
235	Hasan	Chanrayapatna	GULASUNDA	GP	RAGI	RF			Hobli Level	21	1711.24		
236	Hasan	Chanrayapatna	HIRISAVE	GP	RAGI	RF	4	824.12					
237	Hasan	Chanrayapatna	JAMBUR	GP	RAGI	RF	4	1720.45					
238	Hasan	Chanrayapatna	JANIVARA	GP	RAGI	RF	4	1768.59					
239	Hasan	Chanrayapatna	JINNENAHALLI	GP	RAGI	RF	4	1800.13					
240	Hasan	Chanrayapatna	JUTTANAHALLI	GP	RAGI	RF			Hobli Level	52	1897.05		
241	Hasan	Chanrayapatna	KABBALI	GP	RAGI	RF	4	1822.53					

CA

**Government of Karnataka**  
**Directorate of Economics and Statistics**  
**GP Level Average Yield data for Kharif season 2019-20**

S.N	District	Taluk	Insurance Unit (hobli/ GP)	GP/HO BLI	Crop	IRR RF	No_CCE Conducted	Average Yield(Kg/Ha)	Name_Of_Higher_Level	No_cce Conducted_Higher	Higher average Yield(Kg/Ha)	Neighbo uring Yield	Tech. based Yield
242	Hasan	Chanrayapatna	KABBALU	GP	RAGI	RF			Hobli Level	30	1908.57		
243	Hasan	Chanrayapatna	KALKERE	GP	RAGI	RF			Hobli Level	47	1697.03		
244	Hasan	Chanrayapatna	KANTARAPURA	GP	RAGI	RF	4	1859.88					
245	Hasan	Chanrayapatna	KAREHALLI	GP	RAGI	RF			Hobli Level	25	1644.16		
246	Hasan	Chanrayapatna	KEMBALU	GP	RAGI	RF	4	644.22					
247	Hasan	Chanrayapatna	KUMBHENAHALLI	GP	RAGI	RF	4	1732.90					
248	Hasan	Chanrayapatna	KUNDOOR	GP	RAGI	RF	4	1891.42					
249	Hasan	Chanrayapatna	M.SHIVARA	GP	RAGI	RF			Hobli Level	25	1644.16		
250	Hasan	Chanrayapatna	MATHIGHATTA	GP	RAGI	RF	4	1623.35					
251	Hasan	Chanrayapatna	MATTANAVILE	GP	RAGI	RF	4	2545.64					
252	Hasan	Chanrayapatna	NALLUR	GP	RAGI	RF	4	2064.04					
253	Hasan	Chanrayapatna	NAVILE	GP	RAGI	RF	4	1883.53					
254	Hasan	Chanrayapatna	NORANAKKI GATE	GP	RAGI	RF	4	1899.72					
255	Hasan	Chanrayapatna	NUGGEHALLI	GP	RAGI	RF	4	1769.89					
256	Hasan	Chanrayapatna	SANTESHIVARA	GP	RAGI	RF	4	2200.98					
257	Hasan	Chanrayapatna	SATHENAHALLI	GP	RAGI	RF			Hobli Level	49	1789.90		
258	Hasan	Chanrayapatna	SHARAVANABELAGULA	GP	RAGI	RF	4	1526.25					
259	Hasan	Chanrayapatna	SUNDAHALLI	GP	RAGI	RF	4	2167.99					
260	Hasan	Chanrayapatna	TAGADUR	GP	RAGI	RF	4	1150.29					
261	Hasan	Hassan	A.HOSAHALLI	GP	Maize (Makka)	IRR	4	6164.56					

cb

**Government of Karnataka**  
**Directorate of Economics and Statistics**  
**GP Level Average Yield data for Kharif season 2019-20**

S.N	District	Taluk	Insurance Unit (hobli/ GP)	GP/HO BLI	Crop	IRR RF	No_CCE Conducted	Average Yield(Kg/Ha)	Name Of Higher Level	No_cce Conducted Higher	Higher average Yield(Kg/Ha)	Neighbo uring Yield	Tech based Yield
262	Hasan	Hassan	AMBUGA	GP	Maize (Makka)	IRR			Hobli Level	44	4475.78		
263	Hasan	Hassan	ANKAPURA	GP	Maize (Makka)	IRR	4	5292.91					
264	Hasan	Hassan	B.KATIHALLI	GP	Maize (Makka)	IRR	4	5812.75					
265	Hasan	Hassan	BASAVAGATTA	GP	Maize (Makka)	IRR	4	4421.26					
266	Hasan	Hassan	BHUVANAHALLI	GP	Maize (Makka)	IRR	4	3725.52					
267	Hasan	Hassan	BYLAHALLI	GP	Maize (Makka)	IRR	4	3743.89					
268	Hasan	Hassan	DODDAGENIGERE	GP	Maize (Makka)	IRR	4	2629.65					
269	Hasan	Hassan	DUDDA	GP	Maize (Makka)	IRR	4	5434.68					
270	Hasan	Hassan	HANUMANTHAPURA	GP	Maize (Makka)	IRR	4	2268.39					
271	Hasan	Hassan	HARALAHALLI	GP	Maize (Makka)	IRR	4	4363.50					
272	Hasan	Hassan	HERAGU	GP	Maize (Makka)	IRR	4	5429.43					
273	Hasan	Hassan	HONNAVARA	GP	Maize (Makka)	IRR	4	4423.88					
274	Hasan	Hassan	HUVINAHALLIKAVAL	GP	Maize (Makka)	IRR	4	5004.11					
275	Hasan	Hassan	JAGARAVALLI	GP	Maize (Makka)	IRR	4	4190.22					
276	Hasan	Hassan	KABBALI	GP	Maize (Makka)	IRR	4	5287.66					
277	Hasan	Hassan	KANDALI	GP	Maize (Makka)	IRR	4	2493.65					
278	Hasan	Hassan	KARLE	GP	Maize (Makka)	IRR	4	4184.97					
279	Hasan	Hassan	KATTAYA	GP	Maize (Makka)	IRR	4	4331.99					
280	Hasan	Hassan	KORAVANGALA	GP	Maize (Makka)	IRR	4	3009.82					
281	Hasan	Hassan	KOWSHIKA	GP	Maize (Makka)	IRR	4	3368.72					

*cb*

**Government of Karnataka**  
**Directorate of Economics and Statistics**  
**GP Level Average Yield data for Kharif season 2019-20**

S.N	District	Taluk	Insurance Unit (hobli/ GP)	GP/HO BLI	Crop	IRR RF	No_CCE Conducted	Average Yield(Kg/Ha)	Name_Of_Higher_Level	No_cce Conducted_Higher	Higher average Yield(Kg/Ha)	Neighboring Yield	Tech-based Yield
282	Hasan	Hassan	KUDURUGUNDI	GP	Maize (Makka)	IRR	4	5211.52					
283	Hasan	Hassan	MANACANAHALLI	GP	Maize (Makka)	IRR	4	5109.13					
284	Hasan	Hassan	MARKULI	GP	Maize (Makka)	IRR	4	5466.19					
285	Hasan	Hassan	MELAGODU	GP	Maize (Makka)	IRR	4	4912.22					
286	Hasan	Hassan	MOSALEHOSAHALLI	GP	Maize (Makka)	IRR	4	4830.83					
287	Hasan	Hassan	NITTURAU	GP	Maize (Makka)	IRR	4	4657.55					
288	Hasan	Hassan	SALAGAME	GP	Maize (Makka)	IRR	4	5093.37					
289	Hasan	Hassan	SATYAMANGALA	GP	Maize (Makka)	IRR			Hobli Level	40	4241.09		
290	Hasan	Hassan	SEEGE	GP	Maize (Makka)	IRR	4	3701.88					
291	Hasan	Hassan	SHANKARANAHALLI	GP	Maize (Makka)	IRR	4	5502.95					
292	Hasan	Hassan	SHANTHIGRAMA	GP	Maize (Makka)	IRR	4	5161.64					
293	Hasan	Hassan	SHETTIHALLI	GP	Maize (Makka)	IRR	4	5481.94					
294	Hasan	Hassan	TATTEKERE	GP	Maize (Makka)	IRR	4	4040.99					
295	Hasan	Hassan	TEJUR	GP	Maize (Makka)	IRR	4	5172.14					
296	Hasan	Hassan	UGANE	GP	Maize (Makka)	IRR	4	4725.81					
297	Hasan	Hassan	A.HOSAHALLI	GP	Maize (Makka)	RF	4	5175.10					
298	Hasan	Hassan	AMBUGA	GP	Maize (Makka)	RF			Hobli Level	60	4028.44		
299	Hasan	Hassan	ANKAPURA	GP	Maize (Makka)	RF	4	4412.68					
300	Hasan	Hassan	B.KATIHALLI	GP	Maize (Makka)	RF	4	3685.24					
301	Hasan	Hassan	BASAVAGATTA	GP	Maize (Makka)	RF	4	4099.35					

CS

**Government of Karnataka**  
**Directorate of Economics and Statistics**  
**GP Level Average Yield data for Kharif season 2019-20**

S.N	District	Taluk	Insurance Unit (hobli/ GP)	GP/HO BLI	Crop	IRR RF	No_CCE Conducted	Average Yield(Kg/Ha)	Name Of Higher Level	No_cce Conducted Higher	Higher average Yield(Kg/Ha)	Neighbo uring Yield	Tech based Yield
302	Hasan	Hassan	BHUVANAHALLI	GP	Maize (Makka)	RF	4	4019.71					
303	Hasan	Hassan	BYLAHALLI	GP	Maize (Makka)	RF	4	3446.59					
304	Hasan	Hassan	CHANNANGIHALLI	GP	Maize (Makka)	RF	4	3885.24					
305	Hasan	Hassan	DODDAGENIGERE	GP	Maize (Makka)	RF	4	4263.85					
306	Hasan	Hassan	DUDDA	GP	Maize (Makka)	RF	4	4052.35					
307	Hasan	Hassan	GADENAHALLI	GP	Maize (Makka)	RF	4	4433.56					
308	Hasan	Hassan	GORUR	GP	Maize (Makka)	RF			Hobli Level	29	4588.46		
309	Hasan	Hassan	HANUMANTHAPURA	GP	Maize (Makka)	RF	4	5430.99					
310	Hasan	Hassan	HARALAHALLI	GP	Maize (Makka)	RF	4	2882.60					
311	Hasan	Hassan	HERAGU	GP	Maize (Makka)	RF	4	4182.90					
312	Hasan	Hassan	HONNAVARA	GP	Maize (Makka)	RF	4	4438.79					
313	Hasan	Hassan	HUVINAHALLIKAVAL	GP	Maize (Makka)	RF	4	4282.12					
314	Hasan	Hassan	JAGARAVALLI	GP	Maize (Makka)	RF	4	2114.95					
315	Hasan	Hassan	KABBALI	GP	Maize (Makka)	RF	4	3958.35					
316	Hasan	Hassan	KANDALI	GP	Maize (Makka)	RF	4	3979.24					
317	Hasan	Hassan	KARLE	GP	Maize (Makka)	RF			Hobli Level	29	4588.46		
318	Hasan	Hassan	KATTAYA	GP	Maize (Makka)	RF	4	4846.11					
319	Hasan	Hassan	KORAVANGALA	GP	Maize (Makka)	RF	4	4049.74					
320	Hasan	Hassan	KOWSHIKA	GP	Maize (Makka)	RF	4	4699.89					
321	Hasan	Hassan	KUDURUGUNDI	GP	Maize (Makka)	RF	4	4629.39					

*cb*

**Government of Karnataka**  
**Directorate of Economics and Statistics**  
**GP Level Average Yield data for Kharif season 2019-20**

S.N	District	Taluk	Insurance Unit (hobli/ GP)	GP/HO BLI	Crop	IRR RF	No_CCE Conducted	Average Yield(Kg/Ha)	Name Of Higher Level	No_cce Conducted Higher	Higher average Yield(Kg/Ha)	Neighboring Yield	Tech based Yield
322	Hasan	Hassan	MADENUR	GP	Maize (Makka)	RF	4	2527.50					
323	Hasan	Hassan	MANACANAHALLI	GP	Maize (Makka)	RF			Hobli Level	32	4251.77		
324	Hasan	Hassan	MARKULI	GP	Maize (Makka)	RF	4	4814.78					
325	Hasan	Hassan	MELAGODU	GP	Maize (Makka)	RF	4	3767.75					
326	Hasan	Hassan	MOSALEHOSAHALLI	GP	Maize (Makka)	RF	4	3932.24					
327	Hasan	Hassan	NITTURAU	GP	Maize (Makka)	RF	4	4469.86					
328	Hasan	Hassan	SALAGAME	GP	Maize (Makka)	RF			Hobli Level	54	3759.16		
329	Hasan	Hassan	SEEGERE	GP	Maize (Makka)	RF	4	3552.07					
330	Hasan	Hassan	SHANKARANAHALLI	GP	Maize (Makka)	RF	4	4668.56					
331	Hasan	Hassan	SHANTHIGRAMA	GP	Maize (Makka)	RF	4	4517.12					
332	Hasan	Hassan	SHETTIHALLI	GP	Maize (Makka)	RF	4	4517.12					
333	Hasan	Hassan	TATTEKERE	GP	Maize (Makka)	RF	4	3749.78					
334	Hasan	Hassan	TEJUR	GP	Maize (Makka)	RF	4	5900.97					
335	Hasan	Hassan	UGANE	GP	Maize (Makka)	RF	4	3420.48					
336	Hasan	Hassan	YALUGUNDA	GP	Maize (Makka)	RF	4	3138.48					
337	Hasan	Holenarasipura	ANEKANNAMBAADI	GP	PADDY	IRR			Hobli Level	40	3480.35		
338	Hasan	Holenarasipura	BAGIVALU	GP	PADDY	IRR	4	2850.74					
339	Hasan	Holenarasipura	BIDARAKKA	GP	PADDY	IRR	4	6754.46					
340	Hasan	Holenarasipura	DODDABYGATHAVALLI	GP	PADDY	IRR	4	3183.31					
341	Hasan	Holenarasipura	DODDAHALLI	GP	PADDY	IRR			Hobli Level	40	3480.35		



**Government of Karnataka**  
**Directorate of Economics and Statistics**  
**GP Level Average Yield data for Kharif season 2019-20**

S.N	District	Taluk	Insurance Unit (hobli/ GP)	GP/HO BLI	Crop	IRR RF	No_CCE Conducted	Average Yield(Kg/Ha)	Name_Of_Higher_Level	No_cce Conducted_Higher	Higher average Yield(Kg/Ha)	Neighbo uring Yield	Tech based Yield
342	Hasan	Holenarasipura	DODDAKADANUR	GP	PADDY	IRR	4	3134.50					
343	Hasan	Holenarasipura	DODDAKUNCHE	GP	PADDY	IRR	4	3833.00					
344	Hasan	Holenarasipura	HALEKOTE	GP	PADDY	IRR			Hobli Level	28	3644.29		
345	Hasan	Holenarasipura	HALLIMYSORE	GP	PADDY	IRR	4	2033.58					
346	Hasan	Holenarasipura	HANGARAHALLI	GP	PADDY	IRR	4	4198.73					
347	Hasan	Holenarasipura	HARIHARAPURA	GP	PADDY	IRR	4	3841.28					
348	Hasan	Holenarasipura	ICHANAHALLI	GP	PADDY	IRR	4	3911.81					
349	Hasan	Holenarasipura	KATTEBELAGULI	GP	PADDY	IRR	4	4296.53					
350	Hasan	Holenarasipura	KERAGODU	GP	PADDY	IRR	4	4035.14					
351	Hasan	Holenarasipura	KODIHALLI	GP	PADDY	IRR	4	3034.09					
352	Hasan	Holenarasipura	KYTANAHALLI	GP	PADDY	IRR	4	1617.02					
353	Hasan	Holenarasipura	MALALI	GP	PADDY	IRR	4	3455.68					
354	Hasan	Holenarasipura	MALLAPPANAHALLI	GP	PADDY	IRR	4	4882.34					
355	Hasan	Holenarasipura	MUDALAHIPPE	GP	PADDY	IRR	4	5305.45					
356	Hasan	Holenarasipura	NAGARANAHALLI	GP	PADDY	IRR	4	2156.61					
357	Hasan	Holenarasipura	NIDUVANI	GP	PADDY	IRR			Hobli Level	40	3480.35		
358	Hasan	Holenarasipura	ODANAHALLI	GP	PADDY	IRR	4	4141.82					
359	Hasan	Holenarasipura	PADUVALAHIPPE	GP	PADDY	IRR	4	4326.36					
360	Hasan	Holenarasipura	SANKANAHALLI	GP	PADDY	IRR	4	3455.19					
361	Hasan	Holenarasipura	SHARAVANUR	GP	PADDY	IRR	4	3035.43					

**Government of Karnataka**  
**Directorate of Economics and Statistics**  
**GP Level Average Yield data for Kharif season 2019-20**

S.N	District	Taluk	Insurance Unit (hobli/ GP)	GP/HO BLI	Crop	IRR/RF	No_CCE Conducted	Average Yield(Kg/Ha)	Name_Of_Higher_Level	No_cce Conducted_Higher	Higher average Yield(Kg/Ha)	Neighbo uring Yield	Tech. based Yield
362	Hasan	Holenarasipura	TATANAHALLI	GP	PADDY	IRR	4	4610.08					
363	Hasan	Holenarasipura	ANEKANNAMBAADI	GP	RAGI	RF			Hobli Level	37	1220.34		
364	Hasan	Holenarasipura	BAGIVALU	GP	RAGI	RF	4	1912.17					
365	Hasan	Holenarasipura	BIDARAKKA	GP	RAGI	RF	4	1679.17					
366	Hasan	Holenarasipura	DODDABYGATHAVALLI	GP	RAGI	RF	4	941.14					
367	Hasan	Holenarasipura	DODDAHALLI	GP	RAGI	RF			Hobli Level	37	1220.34		
368	Hasan	Holenarasipura	DODDAKADANUR	GP	RAGI	RF	4	1406.74					
369	Hasan	Holenarasipura	DODDAKUNCHE	GP	RAGI	RF			Hobli Level	24	1628.30		
370	Hasan	Holenarasipura	HALEKOTE	GP	RAGI	RF			Hobli Level	24	1628.30		
371	Hasan	Holenarasipura	HALLIMYSORE	GP	RAGI	RF	4	562.69					
372	Hasan	Holenarasipura	HANGARAHALLI	GP	RAGI	RF	4	1815.07					
373	Hasan	Holenarasipura	HARIHARAPURA	GP	RAGI	RF	4	1249.88					
374	Hasan	Holenarasipura	ICHANAHALLI	GP	RAGI	RF	4	1441.60					
375	Hasan	Holenarasipura	KATTEBELAGULI	GP	RAGI	RF	4	1414.01					
376	Hasan	Holenarasipura	KERAGODU	GP	RAGI	RF	4	1147.80					
377	Hasan	Holenarasipura	KODIHALLI	GP	RAGI	RF	4	2781.11					
378	Hasan	Holenarasipura	KYTANAHALLI	GP	RAGI	RF	4	653.67					
379	Hasan	Holenarasipura	MALALI	GP	RAGI	RF			Hobli Level	24	1628.30		
380	Hasan	Holenarasipura	MALLAPPANAHALLI	GP	RAGI	RF			Hobli Level	25	1277.67		
381	Hasan	Holenarasipura	MUDALAHIPPE	GP	RAGI	RF			Hobli Level	25	1277.67		

**Government of Karnataka**  
**Directorate of Economics and Statistics**  
**GP Level Average Yield data for Kharif season 2019-20**

S.N	District	Taluk	Insurance Unit (hobli/ GP)	GP/HO BLI	Crop	IRR RF	No_CCE Conducted	Average Yield(Kg/Ha)	Name Of Higher Level	No_cce Conducted Higher	Higher average Yield(Kg/Ha)	Neighboring Yield	Tech. based Yield
382	Hasan	Holenarasipura	NAGARANAHALI	GP	RAGI	RF	4	1217.51					
383	Hasan	Holenarasipura	NIDUVANI	GP	RAGI	RF			Hobli Level	37	1220.34		
384	Hasan	Holenarasipura	ODANAHALI	GP	RAGI	RF	4	1364.41					
385	Hasan	Holenarasipura	PADUVALAHIPPE	GP	RAGI	RF	4	1067.63					
386	Hasan	Holenarasipura	SANKANAHALI	GP	RAGI	RF	4	1536.21					
387	Hasan	Holenarasipura	SHARAVANUR	GP	RAGI	RF	4	1503.84					
388	Hasan	Holenarasipura	TATANAHALI	GP	RAGI	RF	4	1792.66					
389	Hasan	Sakleshpura	ANEMAHAL	GP	PADDY	RF	4	4372.13					
390	Hasan	Sakleshpura	BAAGE	GP	PADDY	RF	4	7094.70					
391	Hasan	Sakleshpura	BALLUPETE	GP	PADDY	RF	4	3861.91					
392	Hasan	Sakleshpura	BELAGODU	GP	PADDY	RF			Hobli Level	19	5409.73		
393	Hasan	Sakleshpura	BIRADAHALLI	GP	PADDY	RF	4	4074.43					
394	Hasan	Sakleshpura	BYAKARAVALLI	GP	PADDY	RF	4	5777.18					
395	Hasan	Sakleshpura	CHANGADIHALLI	GP	PADDY	RF			Hobli Level	18	4382.28		
396	Hasan	Sakleshpura	DEVALADAKERE	GP	PADDY	RF	4	3315.61					
397	Hasan	Sakleshpura	HALASULIGE	GP	PADDY	RF	4	4908.71					
398	Hasan	Sakleshpura	HANUBALU	GP	PADDY	RF	4	7490.25					
399	Hasan	Sakleshpura	HEBBASALE	GP	PADDY	RF			Hobli Level	46	4732.63		
400	Hasan	Sakleshpura	HEGGADDE	GP	PADDY	RF	4	6151.49					
401	Hasan	Sakleshpura	HETTUR	GP	PADDY	RF	4	5595.23					

**Government of Karnataka**  
**Directorate of Economics and Statistics**  
**GP Level Average Yield data for Kharif season 2019-20**

S.N	District	Taluk	Insurance Unit (hobli/ GP)	GP/HO BLI	Crop	IRR_RF	No_CCE_Conducted	Average Yield(Kg/Ha)	Name_Of_Higher_Level	No_cce_Conducted_Higher	Higher average Yield(Kg/Ha)	Neighbo uring Yield	Tech. based Yield
402	Hasan	Sakleshpura	HOGADAHALLA	GP	PADDY	RF	4	4353.21					
403	Hasan	Sakleshpura	HOSUR	GP	PADDY	RF			Hobli Level	18	4382.28		
404	Hasan	Sakleshpura	IGOOR	GP	PADDY	RF	4	4868.70					
405	Hasan	Sakleshpura	KAYMANAHALLI	GP	PADDY	RF	4	4214.09					
406	Hasan	Sakleshpura	KUNIGANAHALLI	GP	PADDY	RF	4	5676.91					
407	Hasan	Sakleshpura	KURUBHATTUR	GP	PADDY	RF	4	5608.99					
408	Hasan	Sakleshpura	KYNAHALLI	GP	PADDY	RF	4	3893.14					
409	Hasan	Sakleshpura	MALALI	GP	PADDY	RF	4	5657.99					
410	Hasan	Sakleshpura	Sakaleshpura (ULB)	GP	PADDY	RF	4	5763.86					
411	Hasan	Sakleshpura	UCHANGI	GP	PADDY	RF	4	1909.62					
412	Hasan	Sakleshpura	UDEVARA	GP	PADDY	RF	4	5415.90					
413	Hasan	Sakleshpura	VALALAHALLI	GP	PADDY	RF	4	6037.61					
414	Hasan	Sakleshpura	VANGUR	GP	PADDY	RF	4	4784.82					
415	Hasan	Sakleshpura	YASALUR	GP	PADDY	RF			Hobli Level	18	4382.28		

  
Director

Directorate of Economics and Statistics



**Government of Karnataka**  
**Directorate of Economics and Statistics**  
**GP Level Average Yield data for Kharif season 2019-20**

S.N	District	Taluk	Insurance Unit (hobli/ GP)	GP/HO BLI	Crop	IRR RF	No_CCE Conducted	Average Yield(Kg/Ha)	Name_Of Higher Level	No_cce Conducted Higher	Higher average Yield(Kg/Ha)	Neighboring Yield	Tech. based Yield
1	Haveri	Byadagi	BANNIHATTI	GP	Maize (Makka)	RF	4	3373.48					
2	Haveri	Byadagi	BISALHALLI	GP	Maize (Makka)	RF	4	2428.28					
3	Haveri	Byadagi	BUDAPANAHALLI	GP	Maize (Makka)	RF	4	1667.99					
4	Haveri	Byadagi	Byadagi (ULB)	GP	Maize (Makka)	RF	4	2423.06					
5	Haveri	Byadagi	CHIKKABASUR	GP	Maize (Makka)	RF	4	2853.88					
6	Haveri	Byadagi	GHALAPUJI	GP	Maize (Makka)	RF	4	1529.56					
7	Haveri	Byadagi	GUNDENAHALLI	GP	Maize (Makka)	RF	4	1003.85					
8	Haveri	Byadagi	HEDIGGONDA	GP	Maize (Makka)	RF	4	835.54					
9	Haveri	Byadagi	HIREANAJI	GP	Maize (Makka)	RF	4	1479.42					
10	Haveri	Byadagi	HIREHALLI	GP	Maize (Makka)	RF	4	705.25					
11	Haveri	Byadagi	KADARAMANDALAGI	GP	Maize (Makka)	RF	4	2210.52					
12	Haveri	Byadagi	KAGINELE	GP	Maize (Makka)	RF	4	1796.40					
13	Haveri	Byadagi	KALLEDEVARU	GP	Maize (Makka)	RF	4	1051.99					
14	Haveri	Byadagi	KERAVADI	GP	Maize (Makka)	RF	4	874.70					
15	Haveri	Byadagi	KUMMUR	GP	Maize (Makka)	RF	4	2356.47					
16	Haveri	Byadagi	MALLUR	GP	Maize (Makka)	RF	4	1353.68					
17	Haveri	Byadagi	MASANAGI	GP	Maize (Makka)	RF	4	1553.05					

**Government of Karnataka**  
**Directorate of Economics and Statistics**  
**GP Level Average Yield data for Kharif season 2019-20**

S.N	District	Taluk	Insurance Unit (hobli/ GP)	GP/HO BLI	Crop	IRR_RF	No_CCE Conducted	Average Yield(Kg/Ha)	Name_Of_Higher_Level	No_cce Conducted_Higher	Higher average Yield(Kg/Ha)	Neighboring Yield	Tech. based Yield
18	Haveri	Byadagi	MATTURA	GP	Maize (Makka)	RF	4	2699.82					
19	Haveri	Byadagi	MOTEBENNUR	GP	Maize (Makka)	RF	4	2045.29					
20	Haveri	Byadagi	SHIDENUR	GP	Maize (Makka)	RF	4	1180.20					
21	Haveri	Byadagi	SUDAMBI	GP	Maize (Makka)	RF	4	1436.08					
22	Haveri	Byadagi	TADAS	GP	Maize (Makka)	RF	4	1357.22					
23	Haveri	Hangal	ADUR	GP	Maize (Makka)	RF	4	1688.05					
24	Haveri	Hangal	AKKIALUR	GP	Maize (Makka)	RF	4	1366.63					
25	Haveri	Hangal	ALADAKATTI	GP	Maize (Makka)	RF	4	1117.53					
26	Haveri	Hangal	ARALESHWAR	GP	Maize (Makka)	RF	4	1151.21					
27	Haveri	Hangal	BAICHAVALLI	GP	Maize (Makka)	RF	4	1984.40					
28	Haveri	Hangal	BALAMBEED	GP	Maize (Makka)	RF	4	2195.89					
29	Haveri	Hangal	BELAGALPETE	GP	Maize (Makka)	RF	4	1496.29					
30	Haveri	Hangal	BOMMANAHALLI	GP	Maize (Makka)	RF	4	883.84					
31	Haveri	Hangal	CHIKKANSHIHOSUR	GP	Maize (Makka)	RF	4	1148.08					
32	Haveri	Hangal	DOLLESHWAR	GP	Maize (Makka)	RF	4	1325.84					
33	Haveri	Hangal	GEJJIHALLI	GP	Maize (Makka)	RF	4	863.48					
34	Haveri	Hangal	GONDI	GP	Maize (Makka)	RF	4	1175.50					

**Government of Karnataka**  
**Directorate of Economics and Statistics**  
**GP Level Average Yield data for Kharif season 2019-20**

S.N	District	Taluk	Insurance Unit (hobli/ GP)	GP/HO BLI	Crop	IRR RF	No_CCE Conducted	Average Yield(Kg/Ha)	Name_Of Higher Level	No_cce Conducted Higher	Higher average Yield(Kg/Ha)	Neighboring Yield	Tech-based Yield
35	Haveri	Hangal	Hangal(ULB)	GP	Maize (Makka)	RF	4	908.38					
36	Haveri	Hangal	HAVANAGI	GP	Maize (Makka)	RF	4	415.52					
37	Haveri	Hangal	HEERUR	GP	Maize (Makka)	RF	4	930.32					
38	Haveri	Hangal	HERUR	GP	Maize (Makka)	RF	4	2945.79					
39	Haveri	Hangal	HIREHULLAL	GP	Maize (Makka)	RF	4	2470.05					
40	Haveri	Hangal	HIREKANAGI	GP	Maize (Makka)	RF	4	2461.96					
41	Haveri	Hangal	HONKANA	GP	Maize (Makka)	RF	4	1295.87					
42	Haveri	Hangal	HULLATTI	GP	Maize (Makka)	RF	4	535.68					
43	Haveri	Hangal	KALLAPUR	GP	Maize (Makka)	RF	4	1516.81					
44	Haveri	Hangal	KANCHINEGALUR	GP	Maize (Makka)	RF	4	2237.46					
45	Haveri	Hangal	KARAGUDARI	GP	Maize (Makka)	RF	4	1125.62					
46	Haveri	Hangal	KELAVARAKOPPA	GP	Maize (Makka)	RF	4	2292.50					
47	Haveri	Hangal	KIRAVADI	GP	Maize (Makka)	RF	4	1441.30					
48	Haveri	Hangal	KOPPARASHIKOPPA	GP	Maize (Makka)	RF	4	2488.60					
49	Haveri	Hangal	KUDAL	GP	Maize (Makka)	RF	4	621.43					
50	Haveri	Hangal	KUSANUR	GP	Maize (Makka)	RF	4	1107.61					
51	Haveri	Hangal	MALAGUND	GP	Maize (Makka)	RF	4	2699.83					

**Government of Karnataka**  
**Directorate of Economics and Statistics**  
**GP Level Average Yield data for Kharif season 2019-20**

S.N	District	Taluk	Insurance Unit (hobli/ GP)	GP/HO BL)	Crop	IRR RF	No. CCE Conducted	Average Yield(Kg/Ha)	Name Of Higher Level	No. cce Conducted Higher	Higher average Yield(Kg/Ha)	Neighboring Yield	Tech. based Yield
52	Haveri	Hangal	MANTAGI	GP	Maize (Makka)	RF	4	2000.07					
53	Haveri	Hangal	MARANABEED	GP	Maize (Makka)	RF	4	886.45					
54	Haveri	Hangal	MASANAKATTI	GP	Maize (Makka)	RF	4	1122.75					
55	Haveri	Hangal	NAREGAL	GP	Maize (Makka)	RF	4	877.84					
56	Haveri	Hangal	SAMMASAGI	GP	Maize (Makka)	RF	4	1211.53					
57	Haveri	Hangal	SANVASAGI	GP	Maize (Makka)	RF	4	1188.81					
58	Haveri	Hangal	SHADAGUPPI	GP	Maize (Makka)	RF	4	1690.92					
59	Haveri	Hangal	SHEEGIHALLISHINGAPUR	GP	Maize (Makka)	RF	4	1208.66					
60	Haveri	Hangal	SHIRAGOD	GP	Maize (Makka)	RF	4	1311.01					
61	Haveri	Hangal	SOMASAGAR	GP	Maize (Makka)	RF	4	3733.80					
62	Haveri	Hangal	SURALESHWAR	GP	Maize (Makka)	RF	4	1027.45					
63	Haveri	Hangal	TILAVALLI	GP	Maize (Makka)	RF	4	4062.79					
64	Haveri	Hangal	UPPANASI	GP	Maize (Makka)	RF	4	2114.95					
65	Haveri	Hangal	YALAVATTI	GP	Maize (Makka)	RF	4	1203.96					
66	Haveri	Hangal	ADUR	GP	PADDY	IRR	4	1960.39					
67	Haveri	Hangal	AKKIALUR	GP	PADDY	IRR	4	1622.22					
68	Haveri	Hangal	ALADAKATTI	GP	PADDY	IRR	4	3625.99					



**Government of Karnataka**  
**Directorate of Economics and Statistics**  
**GP Level Average Yield data for Kharif season 2019-20**

S.N	District	Taluk	Insurance Unit (hobli/ GP)	GP/HO BLI	Crop	IRR RF	No_CCE Conducted	Average Yield(Kg/Ha)	Name_Of_Higher_Level	No_cce Conducted_Higher	Higher average Yield(Kg/Ha)	Neighboring Yield	Tech. based Yield
69	Haveri	Hangal	ARALESHWAR	GP	PADDY	IRR	4	3648.78					
70	Haveri	Hangal	BAICHAVALI	GP	PADDY	IRR	4	4799.20					
71	Haveri	Hangal	BALAMBEEED	GP	PADDY	IRR	4	4307.96					
72	Haveri	Hangal	BELAGALPETE	GP	PADDY	IRR	4	2502.36					
73	Haveri	Hangal	BOMMANAHALLI	GP	PADDY	IRR	4	1968.56					
74	Haveri	Hangal	CHIKKANSHIHOSUR	GP	PADDY	IRR	4	773.54					
75	Haveri	Hangal	DOLLESHWAR	GP	PADDY	IRR	4	1689.61					
76	Haveri	Hangal	GEJIHALLI	GP	PADDY	IRR	4	1548.71					
77	Haveri	Hangal	GONDI	GP	PADDY	IRR	4	1471.93					
78	Haveri	Hangal	Hangal(ULB)	GP	PADDY	IRR	4	2501.05					
79	Haveri	Hangal	HAVANAGI	GP	PADDY	IRR	4	1901.17					
80	Haveri	Hangal	HEERUR	GP	PADDY	IRR	4	855.22					
81	Haveri	Hangal	HERUR	GP	PADDY	IRR	4	2202.18					
82	Haveri	Hangal	HIREHULLAL	GP	PADDY	IRR	4	3945.29					
83	Haveri	Hangal	HIREKANAGI	GP	PADDY	IRR	4	1277.52					
84	Haveri	Hangal	HONKANA	GP	PADDY	IRR	4	1683.90					
85	Haveri	Hangal	HULLATTI	GP	PADDY	IRR	4	2613.86					

**Government of Karnataka**  
**Directorate of Economics and Statistics**  
**GP Level Average Yield data for Kharif season 2019-20**

S.N	District	Taluk	Insurance Unit (hobli/ GP)	GP/HO BLI	Crop	IRR RF	No_CCE Conducted	Average Yield(Kg/Ha)	Name_Of Higher Level	No_cce Conducted Higher	Higher average Yield(Kg/Ha)	Neighboring Yield	Tech. based Yield
86	Haveri	Hangal	KALLAPUR	GP	PADDY	IRR	4	4193.44					
87	Haveri	Hangal	KANCHINEGALUR	GP	PADDY	IRR	4	2349.61					
88	Haveri	Hangal	KARAGUDARI	GP	PADDY	IRR	4	3035.34					
89	Haveri	Hangal	KELAVARAKOPPA	GP	PADDY	IRR	4	2858.41					
90	Haveri	Hangal	KIRAVADI	GP	PADDY	IRR	4	1674.50					
91	Haveri	Hangal	KOPPARASHIKOPPA	GP	PADDY	IRR	4	1204.32					
92	Haveri	Hangal	KUDAL	GP	PADDY	IRR	4	1255.47					
93	Haveri	Hangal	KUSANUR	GP	PADDY	IRR	4	2605.28					
94	Haveri	Hangal	MALAGUND	GP	PADDY	IRR	4	1865.68					
95	Haveri	Hangal	MANTAGI	GP	PADDY	IRR	4	1003.07					
96	Haveri	Hangal	MARANABEED	GP	PADDY	IRR	4	1646.89					
97	Haveri	Hangal	MASANAKATTI	GP	PADDY	IRR	4	3465.65					
98	Haveri	Hangal	NAREGAL	GP	PADDY	IRR	4	2614.68					
99	Haveri	Hangal	SAMMASAGI	GP	PADDY	IRR	4	681.65					
100	Haveri	Hangal	SANVASAGI	GP	PADDY	IRR	4	2985.10					
101	Haveri	Hangal	SHADAGUPPI	GP	PADDY	IRR	4	1575.67					
102	Haveri	Hangal	SHEEGIHALLISHINGAPUR	GP	PADDY	IRR	4	2063.72					

**Government of Karnataka**  
**Directorate of Economics and Statistics**  
**GP Level Average Yield data for Kharif season 2019-20**

S.N	District	Taluk	Insurance Unit (hobli/ GP)	GP/HO BLI	Crop	IRR RF	No_CCE Conducted	Average Yield(Kg/Ha)	Name Of Higher Level	No_cce Conducted Higher	Higher average Yield(Kg/Ha)	Neighbouring Yield	Tech. based Yield
103	Haveri	Hangal	SHIRAGOD	GP	PADDY	IRR	4	914.85					
104	Haveri	Hangal	SOMASAGAR	GP	PADDY	IRR	4	2359.66					
105	Haveri	Hangal	SURALESHWAR	GP	PADDY	IRR	4	2909.96					
106	Haveri	Hangal	TILAVALLI	GP	PADDY	IRR	4	2526.45					
107	Haveri	Hangal	UPPANASI	GP	PADDY	IRR	4	1266.09					
108	Haveri	Hangal	YALAVATTI	GP	PADDY	IRR	4	2625.84					
109	Haveri	Haveri	AGADI	GP	Maize (Makka)	RF	4	987.60					
110	Haveri	Haveri	ALADAKATTI	GP	Maize (Makka)	RF	4	677.05					
111	Haveri	Haveri	BASAPUR	GP	Maize (Makka)	RF	4	986.98					
112	Haveri	Haveri	BELAVAGI	GP	Maize (Makka)	RF	4	854.07					
113	Haveri	Haveri	BUDAGATTI	GP	Maize (Makka)	RF	4	1230.33					
114	Haveri	Haveri	DEVAGIRI	GP	Maize (Makka)	RF	4	1732.27					
115	Haveri	Haveri	DEVIHOSUR	GP	Maize (Makka)	RF	4	897.42					
116	Haveri	Haveri	Guttal(ULB)	GP	Maize (Makka)	RF	4	724.13					
117	Haveri	Haveri	HALAGI	GP	Maize (Makka)	RF	4	965.22					
118	Haveri	Haveri	HANDIGANUR	GP	Maize (Makka)	RF	4	467.38					
119	Haveri	Haveri	HANVASHI	GP	Maize (Makka)	RF	4	3185.48					

CB

**Government of Karnataka**  
**Directorate of Economics and Statistics**  
**GP Level Average Yield data for Kharif season 2019-20**

S.N	District	Taluk	Insurance Unit (hobli/ GP)	GP/HO BLI	Crop	IRR RF	No_CCE Conducted	Average Yield(Kg/Ha)	Name_Of Higher Level	No_cce Conducted Higher	Higher average Yield(Kg/Ha)	Neighboring Yield	Tech. based Yield
120	Haveri	Haveri	HAVANUR	GP	Maize (Makka)	RF	4	1290.38					
121	Haveri	Haveri	Haveri (ULB)	GP	Maize (Makka)	RF	4	2010.51					
122	Haveri	Haveri	HOMBARADI	GP	Maize (Makka)	RF	4	1877.35					
123	Haveri	Haveri	HOSAKITTURA	GP	Maize (Makka)	RF	4	1168.34					
124	Haveri	Haveri	HOSARITTI	GP	Maize (Makka)	RF	4	1073.14					
125	Haveri	Haveri	KABBUR	GP	Maize (Makka)	RF	4	884.36					
126	Haveri	Haveri	KALLIHAL	GP	Maize (Makka)	RF	4	4283.69					
127	Haveri	Haveri	KANAKAPUR	GP	Maize (Makka)	RF	4	1957.77					
128	Haveri	Haveri	KANCHARAGATTI	GP	Maize (Makka)	RF	4	1324.33					
129	Haveri	Haveri	KANVALLI	GP	Maize (Makka)	RF	4	443.88					
130	Haveri	Haveri	KARJAGI	GP	Maize (Makka)	RF	4	924.05					
131	Haveri	Haveri	KATENAHALLI	GP	Maize (Makka)	RF	4	757.99					
132	Haveri	Haveri	KOLUR	GP	Maize (Makka)	RF	4	1012.04					
133	Haveri	Haveri	KONANATAMBAGI	GP	Maize (Makka)	RF	4	1049.12					
134	Haveri	Haveri	KULENUR	GP	Maize (Makka)	RF	4	2015.73					
135	Haveri	Haveri	KURABAGONDA	GP	Maize (Makka)	RF	4	735.53					
136	Haveri	Haveri	KURAGUND	GP	Maize (Makka)	RF	4	1092.52					

**Government of Karnataka**  
**Directorate of Economics and Statistics**  
**GP Level Average Yield data for Kharif season 2019-20**

S.N	District	Taluk	Insurance Unit (hobli/ GP)	GP/HO BLI	Crop	IRR RF	No_CCE Conducted	Average Yield(Kg/Ha)	Name_Of Higher Level	No_cce Conducted Higher	Higher average Yield(Kg/Ha)	Neighboring Yield	Tech. based Yield
137	Haveri	Haveri	MAROL	GP	Maize (Makka)	RF	4	1767.68					
138	Haveri	Haveri	MEVUNDI	GP	Maize (Makka)	RF	4	1393.94					
139	Haveri	Haveri	NAGANUR	GP	Maize (Makka)	RF	4	1356.44					
140	Haveri	Haveri	NEGALUR	GP	Maize (Makka)	RF	4	647.54					
141	Haveri	Haveri	NELOGALL	GP	Maize (Makka)	RF	4	1163.75					
142	Haveri	Haveri	SANGUR	GP	Maize (Makka)	RF	4	1498.74					
143	Haveri	Haveri	YALAGACHCHA	GP	Maize (Makka)	RF	4	1478.38					
144	Haveri	Hirekerur	ABALUR	GP	Maize (Makka)	RF	4	4073.24					
145	Haveri	Hirekerur	ALADAGERI	GP	Maize (Makka)	RF	4	3295.15					
146	Haveri	Hirekerur	ANAJI	GP	Maize (Makka)	RF	4	1373.41					
147	Haveri	Hirekerur	ARALIKATTI	GP	Maize (Makka)	RF	4	3232.48					
148	Haveri	Hirekerur	BETAKERUR	GP	Maize (Makka)	RF	4	2490.89					
149	Haveri	Hirekerur	BHOGAVI	GP	Maize (Makka)	RF	4	3148.93					
150	Haveri	Hirekerur	BURADIKATTI	GP	Maize (Makka)	RF	4	5347.43					
151	Haveri	Hirekerur	CHANNALLI	GP	Maize (Makka)	RF	4	2386.50					
152	Haveri	Hirekerur	CHIKKA YADACHI	GP	Maize (Makka)	RF	4	3334.83					
153	Haveri	Hirekerur	CHIKKERUR	GP	Maize (Makka)	RF	4	2971.37					

**Government of Karnataka**  
**Directorate of Economics and Statistics**  
**GP Level Average Yield data for Kharif season 2019-20**

S.N	District	Taluk	Insurance Unit (hobli/ GP)	GP/HO BLI	Crop	IRR-RF	No. CCE Conducted	Average Yield (Kg/Ha)	Name Of Higher Level	No. cce Conducted Higher	Higher average Yield (Kg/Ha)	Neighboring Yield	Tech. based Yield
154	Haveri	Hirekerur	CHIKKONATI	GP	Maize (Makka)	RF	4	3699.86					
155	Haveri	Hirekerur	CHINNAMULAGUND	GP	Maize (Makka)	RF	4	4261.24					
156	Haveri	Hirekerur	HALLUR	GP	Maize (Makka)	RF	4	3159.37					
157	Haveri	Hirekerur	HANSABHAVI	GP	Maize (Makka)	RF	4	2733.77					
158	Haveri	Hirekerur	HIREKABBAR	GP	Maize (Makka)	RF	4	1822.51					
159	Haveri	Hirekerur	Hirekerur (ULB)	GP	Maize (Makka)	RF	4	3493.59					
160	Haveri	Hirekerur	HIREMORAB	GP	Maize (Makka)	RF	4	4303.01					
161	Haveri	Hirekerur	HULLATTI	GP	Maize (Makka)	RF	4	5117.66					
162	Haveri	Hirekerur	INGALAGONDI	GP	Maize (Makka)	RF	4	2616.28					
163	Haveri	Hirekerur	KACHAVI	GP	Maize (Makka)	RF	4	1180.20					
164	Haveri	Hirekerur	KADUR	GP	Maize (Makka)	RF	4	2045.68					
165	Haveri	Hirekerur	KANAVISIDDAGERI	GP	Maize (Makka)	RF	4	3357.81					
166	Haveri	Hirekerur	KODA	GP	Maize (Makka)	RF	4	3665.91					
167	Haveri	Hirekerur	KODAMAGGI	GP	Maize (Makka)	RF	4	3343.71					
168	Haveri	Hirekerur	KUDAPALI	GP	Maize (Makka)	RF	4	1112.31					
169	Haveri	Hirekerur	KUNCHURA	GP	Maize (Makka)	RF	4	4203.79					
170	Haveri	Hirekerur	MADLUR	GP	Maize (Makka)	RF	4	4825.22					

**Government of Karnataka**  
**Directorate of Economics and Statistics**  
**GP Level Average Yield data for Kharif season 2019-20**

S.N	District	Taluk	Insurance Unit (hobli/ GP)	GP/HO BLI	Crop	IRR RF	No_CCE Conducted	Average Yield(Kg/Ha)	Name Of Higher Level	No_cce Conducted Higher	Higher average Yield(Kg/Ha)	Neighbo uring Yield	Tech- based Yield
171	Haveri	Hirekerur	MAKARI	GP	Maize (Makka)	RF	4	3496.72					
172	Haveri	Hirekerur	MASUR	GP	Maize (Makka)	RF	4	3511.86					
173	Haveri	Hirekerur	MEDUR	GP	Maize (Makka)	RF	4	3603.25					
174	Haveri	Hirekerur	NAGAVAND	GP	Maize (Makka)	RF	4	6404.91					
175	Haveri	Hirekerur	NESHWI	GP	Maize (Makka)	RF	4	2692.00					
176	Haveri	Hirekerur	NIDANEGILU	GP	Maize (Makka)	RF	4	2741.61					
177	Haveri	Hirekerur	RATTIHALLI	GP	Maize (Makka)	RF	4	1741.57					
178	Haveri	Hirekerur	SATENAHALLI	GP	Maize (Makka)	RF	4	5159.44					
179	Haveri	Hirekerur	SHIRAGAMBI	GP	Maize (Makka)	RF	4	2026.18					
180	Haveri	Hirekerur	SUTTAKOTI	GP	Maize (Makka)	RF	4	2595.38					
181	Haveri	Hirekerur	TADAKANAHALLI	GP	Maize (Makka)	RF	4	2235.06					
182	Haveri	Hirekerur	TAVARAGI	GP	Maize (Makka)	RF	4	5164.66					
183	Haveri	Hirekerur	YATTINAHALLI MK	GP	Maize (Makka)	RF	4	3533.27					
184	Haveri	Ranebennur	ANTARAVALLI	GP	Maize (Makka)	RF	4	1358.90					
185	Haveri	Ranebennur	AREMALLAPUR	GP	Maize (Makka)	RF	4	1134.50					
186	Haveri	Ranebennur	ASUNDI	GP	Maize (Makka)	RF	4	796.74					
187	Haveri	Ranebennur	BELUR	GP	Maize (Makka)	RF	4	2184.64					

**Government of Karnataka**  
**Directorate of Economics and Statistics**  
**GP Level Average Yield data for Kharif season 2019-20**

S.N	District	Taluk	Insurance Unit (hobli/ GP)	GP/HO BLI	Crop	IRR RF	No. CCE Conducted	Average Yield(Kg/Ha)	Name Of Higher Level	No. cce Conducted Higher	Higher average Yield(Kg/Ha)	Neighboring Yield	Tech. based Yield
188	Haveri	Ranebennur	BENAKANAKONDA	GP	Maize (Makka)	RF	4	1626.16					
189	Haveri	Ranebennur	BILLAHALLI	GP	Maize (Makka)	RF	4	3000.10					
190	Haveri	Ranebennur	CHALAGERI	GP	Maize (Makka)	RF	4	1329.29					
191	Haveri	Ranebennur	CHIKKAKURAVATTI	GP	Maize (Makka)	RF	4	1514.93					
192	Haveri	Ranebennur	GUDAGUR	GP	Maize (Makka)	RF	4	804.20					
193	Haveri	Ranebennur	GUDDADANVERI	GP	Maize (Makka)	RF	4	1046.16					
194	Haveri	Ranebennur	GUDDAGUDDAPUR	GP	Maize (Makka)	RF	4	1147.95					
195	Haveri	Ranebennur	HALAGERI	GP	Maize (Makka)	RF	4	1111.00					
196	Haveri	Ranebennur	HANUMAPURA	GP	Maize (Makka)	RF	4	361.95					
197	Haveri	Ranebennur	HARANAGIRI	GP	Maize (Makka)	RF	4	728.22					
198	Haveri	Ranebennur	HEDIYAL	GP	Maize (Makka)	RF	4	809.43					
199	Haveri	Ranebennur	HIREBIDRI	GP	Maize (Makka)	RF	4	1451.74					
200	Haveri	Ranebennur	HONNATTI	GP	Maize (Makka)	RF	4	633.49					
201	Haveri	Ranebennur	IRANI	GP	Maize (Makka)	RF	4	1060.09					
202	Haveri	Ranebennur	ITAGI	GP	Maize (Makka)	RF	4	971.31					
203	Haveri	Ranebennur	JOYISARAHARALAHALLI	GP	Maize (Makka)	RF	4	510.73					
204	Haveri	Ranebennur	KAJJARI	GP	Maize (Makka)	RF	4	1510.58					



**Government of Karnataka**  
**Directorate of Economics and Statistics**  
**GP Level Average Yield data for Kharif season 2019-20**

S.N	District	Taluk	Insurance Unit (hobli/ GP)	GP/HO BLI	Crop	IRR RF	No_CCE Conducted	Average Yield(Kg/Ha)	Name Of Higher Level	No_cce Conducted Higher	Higher average Yield(Kg/Ha)	Neighboring Yield	Tech. based Yield
205	Haveri	Ranebennur	KAKOLA	GP	Maize (Makka)	RF	4	1458.53					
206	Haveri	Ranebennur	KAMADOD	GP	Maize (Makka)	RF	4	1591.70					
207	Haveri	Ranebennur	KARUR	GP	Maize (Makka)	RF	4	1426.68					
208	Haveri	Ranebennur	KVALETTU	GP	Maize (Makka)	RF	4	1352.52					
209	Haveri	Ranebennur	KODIYAL	GP	Maize (Makka)	RF	4	1131.89					
210	Haveri	Ranebennur	KUPPELUR	GP	Maize (Makka)	RF	4	1336.34					
211	Haveri	Ranebennur	LINGADAHALLI	GP	Maize (Makka)	RF	4	2198.50					
212	Haveri	Ranebennur	MAKANUR	GP	Maize (Makka)	RF	4	1400.30					
213	Haveri	Ranebennur	MALANAYKANAHALLI	GP	Maize (Makka)	RF	4	313.43					
214	Haveri	Ranebennur	MEDLERI	GP	Maize (Makka)	RF	4	618.30					
215	Haveri	Ranebennur	MUDENUR	GP	Maize (Makka)	RF	4	1430.07					
216	Haveri	Ranebennur	NADIHARALAHALLI	GP	Maize (Makka)	RF	4	1060.09					
217	Haveri	Ranebennur	NITTUR	GP	Maize (Makka)	RF	4	1022.39					
218	Haveri	Ranebennur	RAHUTANAKATTI	GP	Maize (Makka)	RF	4	684.10					
219	Haveri	Ranebennur	Ranebennur(ULB)	GP	Maize (Makka)	RF	4	909.95					
220	Haveri	Ranebennur	SOMALAPUR	GP	Maize (Makka)	RF	4	644.93					
221	Haveri	Ranebennur	SUNAKALBIDIRI	GP	Maize (Makka)	RF	4	886.19					

**Government of Karnataka**  
**Directorate of Economics and Statistics**  
**GP Level Average Yield data for Kharif season 2019-20**

S.N	District	Taluk	Insurance Unit (hobli/ GP)	GP/HO BLI	Crop	IRR RF	No_CCE Conducted	Average Yield(Kg/Ha)	Name Of Higher Level	No_cce Conducted Higher	Higher average Yield(Kg/Ha)	Neighbo uring Yield	Tech. based Yield
222	Haveri	Ranebennur	TUMMINAKATTI	GP	Maize (Makka)	RF	4	2323.84					
223	Haveri	Ranebennur	UKKUND	GP	Maize (Makka)	RF	4	1956.46					
224	Haveri	Ranebennur	Y.T. HONNATHI	GP	Maize (Makka)	RF	4	1023.53					
225	Haveri	Savanur	CHILLURABADNI	GP	GROUNDNUT	RF	8	275.13					
226	Haveri	Savanur	DAMBARAMATTUR	GP	GROUNDNUT	RF	8	257.12					
227	Haveri	Savanur	HATTIMATTUR	GP	GROUNDNUT	RF	8	277.17					
228	Haveri	Savanur	HESARUR	GP	GROUNDNUT	RF	8	291.94					
229	Haveri	Savanur	HIREMARALIHALLI	GP	GROUNDNUT	RF	8	411.83					
230	Haveri	Savanur	HIREMUGUDUR	GP	GROUNDNUT	RF	8	307.14					
231	Haveri	Savanur	HURALIKUPPI	GP	GROUNDNUT	RF	8	326.23					
232	Haveri	Savanur	HUVINASHIGLI	GP	GROUNDNUT	RF	8	304.88					
233	Haveri	Savanur	ICHCHANGI	GP	GROUNDNUT	RF	8	288.71					
234	Haveri	Savanur	JALLAPUR	GP	GROUNDNUT	RF	8	258.52					
235	Haveri	Savanur	KADAKOL	GP	GROUNDNUT	RF	8	336.36					
236	Haveri	Savanur	KALASUR	GP	GROUNDNUT	RF	8	388.86					
237	Haveri	Savanur	KARADAGI	GP	GROUNDNUT	RF	8	252.81					
238	Haveri	Savanur	KUNIMELIHALLI	GP	GROUNDNUT	RF	8	373.66					

**Government of Karnataka**  
**Directorate of Economics and Statistics**  
**GP Level Average Yield data for Kharif season 2019-20**

S.N	District	Taluk	Insurance Unit (hobli/ GP)	GP/HO BLI	Crop	IRR RF	No_CCE Conducted	Average Yield(Kg/Ha)	Name_Of Higher_Level	No_cce Conducted Higher	Higher average Yield(Kg/Ha)	Neighboring Yield	Tech based Yield
239	Haveri	Savanur	KURUBARAMALLUR	GP	GROUNDNUT	RF	8	317.82					
240	Haveri	Savanur	MANTRODI	GP	GROUNDNUT	RF	8	568.15					
241	Haveri	Savanur	Savanur(ULB)	GP	GROUNDNUT	RF	8	591.22					
242	Haveri	Savanur	SHIRABADAGI	GP	GROUNDNUT	RF	8	550.29					
243	Haveri	Savanur	TEGGIHALLI	GP	GROUNDNUT	RF	8	421.64					
244	Haveri	Savanur	TEVARAMELLIHALLI	GP	GROUNDNUT	RF	8	417.81					
245	Haveri	Savanur	TONDUR	GP	GROUNDNUT	RF	8	242.46					
246	Haveri	Savanur	YALAVIGI	GP	GROUNDNUT	RF	8	465.73					
247	Haveri	Savanur	CHILLURABADNI	GP	Maize (Makka)	RF	4	789.12					
248	Haveri	Savanur	DAMBARAMATTUR	GP	Maize (Makka)	RF	4	606.29					
249	Haveri	Savanur	HATTIMATTUR	GP	Maize (Makka)	RF	4	644.67					
250	Haveri	Savanur	HESARUR	GP	Maize (Makka)	RF	4	388.76					
251	Haveri	Savanur	HIREMARALIHALLI	GP	Maize (Makka)	RF	4	644.15					
252	Haveri	Savanur	HIREMUGUDUR	GP	Maize (Makka)	RF	4	706.55					
253	Haveri	Savanur	HURALIKUPPI	GP	Maize (Makka)	RF	4	600.54					
254	Haveri	Savanur	HUVINASHIGLI	GP	Maize (Makka)	RF	4	466.33					
255	Haveri	Savanur	ICHCHANGI	GP	Maize (Makka)	RF	4	642.32					

**Government of Karnataka**  
**Directorate of Economics and Statistics**  
**GP Level Average Yield data for Kharif season 2019-20**

S.N	District	Taluk	Insurance Unit (hobli/ GP)	GP/HO BLI	Crop	IRR RF	No CCE Conducted	Average Yield(Kg/Ha)	Name Of Higher Level	No cce Conducted Higher	Higher average Yield(Kg/Ha)	Neighboring Yield	Tech. based Yield
256	Haveri	Savanur	JALLAPUR	GP	Maize (Makka)	RF	4	522.21					
257	Haveri	Savanur	KADAKOL	GP	Maize (Makka)	RF	4	630.05					
258	Haveri	Savanur	KALASUR	GP	Maize (Makka)	RF	4	715.43					
259	Haveri	Savanur	KARADAGI	GP	Maize (Makka)	RF	4	660.73					
260	Haveri	Savanur	KUNIMELIHALLI	GP	Maize (Makka)	RF	4	941.28					
261	Haveri	Savanur	KURUBARAMALLUR	GP	Maize (Makka)	RF	4	1139.58					
262	Haveri	Savanur	MANTRODI	GP	Maize (Makka)	RF	4	386.44					
263	Haveri	Savanur	Savanur(ULB)	GP	Maize (Makka)	RF	4	514.90					
264	Haveri	Savanur	SHIRABADAGI	GP	Maize (Makka)	RF	4	509.16					
265	Haveri	Savanur	TEGGIHALLI	GP	Maize (Makka)	RF	4	613.86					
266	Haveri	Savanur	TEVARAMELIHALLI	GP	Maize (Makka)	RF	4	713.86					
267	Haveri	Savanur	TONDUR	GP	Maize (Makka)	RF	4	529.79					
268	Haveri	Savanur	YALAVIGI	GP	Maize (Makka)	RF	4	858.45					
269	Haveri	Shiggaon	ANDALAGI	GP	Maize (Makka)	RF	4	1483.08					
270	Haveri	Shiggaon	ATTIGERI	GP	Maize (Makka)	RF	4	2569.27					
271	Haveri	Shiggaon	BADA	GP	Maize (Makka)	RF	4	587.23					
272	Haveri	Shiggaon	Bankapura(ULB)	GP	Maize (Makka)	RF	4	564.51					

**Government of Karnataka**  
**Directorate of Economics and Statistics**  
**GP Level Average Yield data for Kharif season 2019-20**

S.N	District	Taluk	Insurance Unit (hobli/ GP)	GP/HO BLI	Crop	IRR RF	No_CCE Conducted	Average Yield(Kg/Ha)	Name_Of_Higher_Level	No_cce Conducted_Higher	Higher average Yield(Kg/Ha)	Neighbo uring Yield	Tech based Yield
273	Haveri	Shiggaon	BANNUR	GP	Maize (Makka)	RF	4	2118.44					
274	Haveri	Shiggaon	BASAVANAL	GP	Maize (Makka)	RF	4	844.15					
275	Haveri	Shiggaon	CHANDAPUR	GP	Maize (Makka)	RF	4	1133.20					
276	Haveri	Shiggaon	DHUNDASI	GP	Maize (Makka)	RF	4	2443.95					
277	Haveri	Shiggaon	GUDDADACHANNAPUR	GP	Maize (Makka)	RF	4	1775.52					
278	Haveri	Shiggaon	HALEBANKAPUR	GP	Maize (Makka)	RF	4	870.79					
279	Haveri	Shiggaon	HANUMARAHALLI	GP	Maize (Makka)	RF	4	2846.05					
280	Haveri	Shiggaon	HIREBENDIGERI	GP	Maize (Makka)	RF	4	1412.91					
281	Haveri	Shiggaon	HIREMALLUR	GP	Maize (Makka)	RF	4	2696.93					
282	Haveri	Shiggaon	HIREMANAKATTI	GP	Maize (Makka)	RF	4	2245.51					
283	Haveri	Shiggaon	HOSUR	GP	Maize (Makka)	RF	4	2264.82					
284	Haveri	Shiggaon	HOTANAHALLI	GP	Maize (Makka)	RF	4	830.31					
285	Haveri	Shiggaon	HULAGUR	GP	Maize (Makka)	RF	4	2141.06					
286	Haveri	Shiggaon	HUNAGUND	GP	Maize (Makka)	RF	4	1028.76					
287	Haveri	Shiggaon	KABANUR	GP	Maize (Makka)	RF	4	2250.73					
288	Haveri	Shiggaon	KONANAKERI	GP	Maize (Makka)	RF	4	1916.30					
289	Haveri	Shiggaon	KUNDUR	GP	Maize (Makka)	RF	4	704.99					

**Government of Karnataka**  
**Directorate of Economics and Statistics**  
**GP Level Average Yield data for Kharif season 2019-20**

S.N	District	Taluk	Insurance Unit (hobli/ GP)	GP/HO BLI	Crop	IRR_Rf	No_CCE_Conducted	Average Yield(Kg/Ha)	Name_Of_Higher_Level	No_cce_Conducted_Higher	Higher average Yield(Kg/Ha)	Neighboring Yield	Tech. based Yield
290	Haveri	Shiggaon	KUNNUR	GP	Maize (Makka)	RF	4	1921.73					
291	Haveri	Shiggaon	KYALAKONDA	GP	Maize (Makka)	RF	4	1462.19					
292	Haveri	Shiggaon	MADLI	GP	Maize (Makka)	RF	4	1637.39					
293	Haveri	Shiggaon	N M TADAS	GP	Maize (Makka)	RF	4	1873.17					
294	Haveri	Shiggaon	NARAYANPUR	GP	Maize (Makka)	RF	4	1244.95					
295	Haveri	Shiggaon	Shiggaon (ULB)	GP	Maize (Makka)	RF	4	286.17					
296	Haveri	Shiggaon	SISHUVINAL	GP	Maize (Makka)	RF	4	1150.95					
297	Haveri	Shiggaon	TADAS	GP	Maize (Makka)	RF	4	1827.74					
298	Haveri	Shiggaon	VANAHALLI	GP	Maize (Makka)	RF	4	2822.02					

  
Director  
Directorate of Economics and Statistics  
cb

**Government of Karnataka**  
**Directorate of Economics and Statistics**  
**GP Level Average Yield data for Kharif season 2019-20**

S.N	District	Taluk	Insurance Unit (hobli/ GP)	GP/HO BLI	Crop	IRR/RF	No_CCE Conducted	Average Yield(Kg/Ha)	Name Of Higher Level	No_cce Conducted Higher	Higher average Yield(Kg/Ha)	Neighboring Yield	Tech-based Yield
1	Kalaburgi	Afzalpur	BADADAL	GP	GROUNDNUT	RF	8	981.05					
2	Kalaburgi	Afzalpur	KUGNUR	GP	GROUNDNUT	RF			Hobli Level	6	658.35		
3	Kalaburgi	Afzalpur	Afzalpura (ULB)	GP	Maize (Makka)	IRR			Hobli Level	4	4584.04		
4	Kalaburgi	Afzalpur	GOUR (B)	GP	Maize (Makka)	IRR			Hobli Level	13	3081.28		
5	Kalaburgi	Afzalpur	KALLUR	GP	Maize (Makka)	IRR			Hobli Level	4	4584.04		
6	Kalaburgi	Afzalpur	KARJAGI	GP	Maize (Makka)	IRR			Hobli Level	9	2705.59		
7	Kalaburgi	Afzalpur	MANNUR	GP	Maize (Makka)	IRR			Hobli Level	9	2705.59		
8	Kalaburgi	Afzalpur	REVOOR (B)	GP	Maize (Makka)	IRR			Hobli Level	4	4584.04		
9	Kalaburgi	Afzalpur	UDACHAN	GP	Maize (Makka)	IRR	4	2112.65					
10	Kalaburgi	Afzalpur	Afzalpura (ULB)	GP	Maize (Makka)	RF			Hobli Level	4	4130.68		
11	Kalaburgi	Afzalpur	ANOOR	GP	Maize (Makka)	RF			Hobli Level	4	4130.68		
12	Kalaburgi	Afzalpur	BHAIRAMADAGI	GP	Maize (Makka)	RF	4	1776.19					
13	Kalaburgi	Afzalpur	CHOUDEPUR	GP	Maize (Makka)	RF			Hobli Level	4	1776.19		
14	Kalaburgi	Afzalpur	KARJAGI	GP	Maize (Makka)	RF			Hobli Level	7	2869.74		
15	Kalaburgi	Afzalpur	REVOOR (B)	GP	Maize (Makka)	RF			Hobli Level	8	3659.78		
16	Kalaburgi	Afzalpur	UDACHAN	GP	Maize (Makka)	RF	4	2520.66					
17	Kalaburgi	Afzalpur	Afzalpura (ULB)	GP	Pigeon pea (red gram/arhar/tur)	IRR	4	1339.86					
18	Kalaburgi	Afzalpur	ALLAGI B	GP	Pigeon pea (red gram/arhar/tur)	IRR	4	1376.89					
19	Kalaburgi	Afzalpur	ANOOR	GP	Pigeon pea (red gram/arhar/tur)	IRR	4	1256.20					
20	Kalaburgi	Afzalpur	ATNOOR	GP	Pigeon pea (red gram/arhar/tur)	IRR	4	1324.77					

cb

**Government of Karnataka**  
**Directorate of Economics and Statistics**  
**GP Level Average Yield data for Kharif season 2019-20**

S.N	District	Taluk	Insurance Unit (hobli/ GP)	GP/HO BLI	Crop	IRR/RF	No. CCE Conducted	Average Yield(Kg/Ha)	Name Of Higher Level	No. cce Conducted Higher	Higher average Yield(Kg/Ha)	Neighbouring Yield	Tech-based Yield
21	Kalaburgi	Afzalpur	BANDARWAD	GP	Pigeon pea (red gram/arhar/tur)	IRR	4	1313.80					
22	Kalaburgi	Afzalpur	CHoudAPUR	GP	Pigeon pea (red gram/arhar/tur)	IRR	4	1258.95					
23	Kalaburgi	Afzalpur	DEVAL GHANAGAPUR	GP	Pigeon pea (red gram/arhar/tur)	IRR	4	1481.12					
24	Kalaburgi	Afzalpur	GOBBUR (B)	GP	Pigeon pea (red gram/arhar/tur)	IRR	4	789.93					
25	Kalaburgi	Afzalpur	GOUR (B)	GP	Pigeon pea (red gram/arhar/tur)	IRR	4	1226.03					
26	Kalaburgi	Afzalpur	HASARGUNDAGI	GP	Pigeon pea (red gram/arhar/tur)	IRR	4	1069.69					
27	Kalaburgi	Afzalpur	KALLUR	GP	Pigeon pea (red gram/arhar/tur)	IRR	4	1305.57					
28	Kalaburgi	Afzalpur	KARJAGI	GP	Pigeon pea (red gram/arhar/tur)	IRR	4	1302.83					
29	Kalaburgi	Afzalpur	MANNUR	GP	Pigeon pea (red gram/arhar/tur)	IRR	4	1376.89					
30	Kalaburgi	Afzalpur	MASHAL	GP	Pigeon pea (red gram/arhar/tur)	IRR	4	831.07					
31	Kalaburgi	Afzalpur	UDACHAN	GP	Pigeon pea (red gram/arhar/tur)	IRR	4	1442.71					
32	Kalaburgi	Afzalpur	Afzalpura (ULB)	GP	Pigeon pea (red gram/arhar/tur)	RF	4	809.66					
33	Kalaburgi	Afzalpur	ALLAGI B	GP	Pigeon pea (red gram/arhar/tur)	RF	4	816.85					
34	Kalaburgi	Afzalpur	ANoor	GP	Pigeon pea (red gram/arhar/tur)	RF	4	780.92					
35	Kalaburgi	Afzalpur	ATNOOR	GP	Pigeon pea (red gram/arhar/tur)	RF	4	742.59					
36	Kalaburgi	Afzalpur	BADADAL	GP	Pigeon pea (red gram/arhar/tur)	RF	4	804.87					
37	Kalaburgi	Afzalpur	BALLURGI	GP	Pigeon pea (red gram/arhar/tur)	RF	4	790.50					
38	Kalaburgi	Afzalpur	BANDARWAD	GP	Pigeon pea (red gram/arhar/tur)	RF	4	898.54					
39	Kalaburgi	Afzalpur	BANKALAGA	GP	Pigeon pea (red gram/arhar/tur)	RF	4	784.51					
40	Kalaburgi	Afzalpur	BHAIRAMADAGI	GP	Pigeon pea (red gram/arhar/tur)	RF	4	804.87					



**Government of Karnataka**  
**Directorate of Economics and Statistics**  
**GP Level Average Yield data for Kharif season 2019-20**

S.N	District	Taluk	Insurance Unit (hobli/ GP)	GP/HO BLI	Crop	IRR RF	No_CCE Conducted	Average Yield(Kg/Ha)	Name_Of_Higher_Level	No_cce Conducted_Higher	Higher average Yield(Kg/Ha)	Neighbo uring Yield	Tech based Yield
41	Kalaburgi	Afzalpur	BIDNOOR	GP	Pigeon pea (red gram/arhar/tur)	RF			Hobli Level	43	787.96		
42	Kalaburgi	Afzalpur	CHoudAPUR	GP	Pigeon pea (red gram/arhar/tur)	RF	4	795.29					
43	Kalaburgi	Afzalpur	DEVAL GHANAGAPUR	GP	Pigeon pea (red gram/arhar/tur)	RF			Hobli Level	43	787.96		
44	Kalaburgi	Afzalpur	GHATTARGA	GP	Pigeon pea (red gram/arhar/tur)	RF	4	792.90					
45	Kalaburgi	Afzalpur	GOBBUR (B)	GP	Pigeon pea (red gram/arhar/tur)	RF	4	407.23					
46	Kalaburgi	Afzalpur	GOUR (B)	GP	Pigeon pea (red gram/arhar/tur)	RF	4	771.33					
47	Kalaburgi	Afzalpur	GUDUR	GP	Pigeon pea (red gram/arhar/tur)	RF	4	915.06					
48	Kalaburgi	Afzalpur	HASARGUNDAGI	GP	Pigeon pea (red gram/arhar/tur)	RF	4	948.60					
49	Kalaburgi	Afzalpur	KALLUR	GP	Pigeon pea (red gram/arhar/tur)	RF	4	888.71					
50	Kalaburgi	Afzalpur	KARIAGI	GP	Pigeon pea (red gram/arhar/tur)	RF	4	836.01					
51	Kalaburgi	Afzalpur	KUGNUR	GP	Pigeon pea (red gram/arhar/tur)	RF	4	857.57					
52	Kalaburgi	Afzalpur	MADARA(B)	GP	Pigeon pea (red gram/arhar/tur)	RF	4	729.42					
53	Kalaburgi	Afzalpur	MALLABAD	GP	Pigeon pea (red gram/arhar/tur)	RF	4	824.04					
54	Kalaburgi	Afzalpur	MANNUR	GP	Pigeon pea (red gram/arhar/tur)	RF	4	905.48					
55	Kalaburgi	Afzalpur	MASHAL	GP	Pigeon pea (red gram/arhar/tur)	RF	4	788.11					
56	Kalaburgi	Afzalpur	NANDARAGA	GP	Pigeon pea (red gram/arhar/tur)	RF	4	752.17					
57	Kalaburgi	Afzalpur	RAM NAGAR	GP	Pigeon pea (red gram/arhar/tur)	RF	4	785.71					
58	Kalaburgi	Afzalpur	REVOOR (B)	GP	Pigeon pea (red gram/arhar/tur)	RF	4	826.43					
59	Kalaburgi	Afzalpur	TELLUR	GP	Pigeon pea (red gram/arhar/tur)	RF	4	850.38					
60	Kalaburgi	Afzalpur	UDACHAN	GP	Pigeon pea (red gram/arhar/tur)	RF	4	824.03					

**Government of Karnataka**  
**Directorate of Economics and Statistics**  
**GP Level Average Yield data for Kharif season 2019-20**

S.N	District	Taluk	Insurance Unit (hobli/ GP)	GP/HO BLI	Crop	IRR RF	No_CCE Conducted	Average Yield(Kg/Ha)	Name_Of Higher Level	No_cce Conducted Higher	Higher average Yield(Kg/Ha)	Neighboring Yield	Tech-based Yield
61	Kalaburgi	Aland	AMBALGA	GP	Maize (Makka)	RF			Taluk Level	14	5607.04		
62	Kalaburgi	Aland	BHUSNUR	GP	Maize (Makka)	RF	4	4851.33					
63	Kalaburgi	Aland	DANNURU	GP	Maize (Makka)	RF			Hobli Level	10	5685.82		
64	Kalaburgi	Aland	HITTALA SHIRUR	GP	Maize (Makka)	RF	4	6318.74					
65	Kalaburgi	Aland	KHAJURI	GP	Maize (Makka)	RF			Hobli Level	2	6162.08		
66	Kalaburgi	Aland	KORALLI	GP	Maize (Makka)	RF			Hobli Level	12	5171.97		
67	Kalaburgi	Aland	MOGHA (K)	GP	Maize (Makka)	RF			Taluk Level	14	5607.04		
68	Kalaburgi	Aland	NARONA	GP	Maize (Makka)	RF			Taluk Level	14	5607.04		
69	Kalaburgi	Aland	TADAKAL	GP	Maize (Makka)	RF	4	5410.10					
70	Kalaburgi	Aland	V.K.SALGAR	GP	Maize (Makka)	RF			Taluk Level	14	5607.04		
71	Kalaburgi	Aland	Aland (ULB)	GP	Pigeon pea (red gram/arhar/tur)	RF	4	862.36					
72	Kalaburgi	Aland	ALANGA	GP	Pigeon pea (red gram/arhar/tur)	RF	4	795.29					
73	Kalaburgi	Aland	AMBALGA	GP	Pigeon pea (red gram/arhar/tur)	RF	4	713.85					
74	Kalaburgi	Aland	BELAMAGI	GP	Pigeon pea (red gram/arhar/tur)	RF	4	812.06					
75	Kalaburgi	Aland	BHODHAN	GP	Pigeon pea (red gram/arhar/tur)	RF	4	744.99					
76	Kalaburgi	Aland	BHUSNUR	GP	Pigeon pea (red gram/arhar/tur)	RF	4	898.30					
77	Kalaburgi	Aland	CHINCHANSOOR	GP	Pigeon pea (red gram/arhar/tur)	RF	4	735.48					
78	Kalaburgi	Aland	DANNURU	GP	Pigeon pea (red gram/arhar/tur)	RF	4	907.88					
79	Kalaburgi	Aland	DARGASHIRUR	GP	Pigeon pea (red gram/arhar/tur)	RF	4	857.57					
80	Kalaburgi	Aland	DHANGAPUR	GP	Pigeon pea (red gram/arhar/tur)	RF	4	836.01					

**Government of Karnataka**  
**Directorate of Economics and Statistics**  
**GP Level Average Yield data for Kharif season 2019-20**

S.N	District	Taluk	Insurance Unit (hobli/ GP)	GP/HO BLI	Crop	IRR_Rf	No_GCE Conducted	Average Yield(Kg/Ha)	Name_Of_Higher_Level	No_cce Conducted_Higher	Higher average Yield(Kg/Ha)	Neighbo uring Yield	Tech based Yield
81	Kalaburgi	Aland	DUTTARGAON	GP	Pigeon pea (red gram/arhar/tur)	RF	4	824.04					
82	Kalaburgi	Aland	GOLA (B)	GP	Pigeon pea (red gram/arhar/tur)	RF	4	670.73					
83	Kalaburgi	Aland	HADALGI	GP	Pigeon pea (red gram/arhar/tur)	RF	4	831.22					
84	Kalaburgi	Aland	HALA TADAKALA	GP	Pigeon pea (red gram/arhar/tur)	RF	4	838.41					
85	Kalaburgi	Aland	HALLISALAGAR	GP	Pigeon pea (red gram/arhar/tur)	RF	4	809.66					
86	Kalaburgi	Aland	HEBALI	GP	Pigeon pea (red gram/arhar/tur)	RF	4	831.22					
87	Kalaburgi	Aland	HIROLLI	GP	Pigeon pea (red gram/arhar/tur)	RF	4	845.59					
88	Kalaburgi	Aland	HITTALA SHIRUR	GP	Pigeon pea (red gram/arhar/tur)	RF	4	874.34					
89	Kalaburgi	Aland	HODLOOR	GP	Pigeon pea (red gram/arhar/tur)	RF	4	850.39					
90	Kalaburgi	Aland	JIDAGA	GP	Pigeon pea (red gram/arhar/tur)	RF	4	862.36					
91	Kalaburgi	Aland	KADAGANCHI	GP	Pigeon pea (red gram/arhar/tur)	RF	4	792.90					
92	Kalaburgi	Aland	KAMALANAGAR	GP	Pigeon pea (red gram/arhar/tur)	RF	4	1140.23					
93	Kalaburgi	Aland	KAVALGA	GP	Pigeon pea (red gram/arhar/tur)	RF	4	713.85					
94	Kalaburgi	Aland	KERI AMBALAGA	GP	Pigeon pea (red gram/arhar/tur)	RF	4	785.71					
95	Kalaburgi	Aland	KHAJURI	GP	Pigeon pea (red gram/arhar/tur)	RF	4	785.71					
96	Kalaburgi	Aland	KINNI SULTAN	GP	Pigeon pea (red gram/arhar/tur)	RF	4	809.67					
97	Kalaburgi	Aland	KODALHANGARGA	GP	Pigeon pea (red gram/arhar/tur)	RF	4	859.97					
98	Kalaburgi	Aland	KORALLI	GP	Pigeon pea (red gram/arhar/tur)	RF	4	888.71					
99	Kalaburgi	Aland	LAD MUGALI	GP	Pigeon pea (red gram/arhar/tur)	RF	4	459.93					
100	Kalaburgi	Aland	MADAN HIPPARGA	GP	Pigeon pea (red gram/arhar/tur)	RF	4	862.36					

**Government of Karnataka**  
**Directorate of Economics and Statistics**  
**GP Level Average Yield data for Kharif season 2019-20**

S.N	District	Taluk	Insurance Unit (hobli/ GP)	GP/HO BLI	Crop	IRR RF	No_CCE Conducted	Average Yield(Kg/Ha)	Name_Of Higher Level	No_cce Conducted Higher	Higher average Yield(Kg/Ha)	Neighboring Yield	Tech. based Yield
101	Kalaburgi	Aland	MADIYAL	GP	Pigeon pea (red gram/arhar/tur)	RF	4	878.33					
102	Kalaburgi	Aland	MOGHA (K)	GP	Pigeon pea (red gram/arhar/tur)	RF	4	883.92					
103	Kalaburgi	Aland	MUDDADAGA	GP	Pigeon pea (red gram/arhar/tur)	RF	4	744.99					
104	Kalaburgi	Aland	MUNNALLI	GP	Pigeon pea (red gram/arhar/tur)	RF	4	838.41					
105	Kalaburgi	Aland	NARONA	GP	Pigeon pea (red gram/arhar/tur)	RF	4	572.51					
106	Kalaburgi	Aland	NIMBAL	GP	Pigeon pea (red gram/arhar/tur)	RF	4	824.04					
107	Kalaburgi	Aland	NIMBARGA	GP	Pigeon pea (red gram/arhar/tur)	RF	4	939.02					
108	Kalaburgi	Aland	NIRGUDI	GP	Pigeon pea (red gram/arhar/tur)	RF	4	711.45					
109	Kalaburgi	Aland	PADSAVANI	GP	Pigeon pea (red gram/arhar/tur)	RF	4	895.90					
110	Kalaburgi	Aland	RUDRAWADI	GP	Pigeon pea (red gram/arhar/tur)	RF	4	709.05					
111	Kalaburgi	Aland	SARASAMBA	GP	Pigeon pea (red gram/arhar/tur)	RF	4	953.39					
112	Kalaburgi	Aland	SAVALESHWAR	GP	Pigeon pea (red gram/arhar/tur)	RF	4	774.93					
113	Kalaburgi	Aland	SHRICHAND	GP	Pigeon pea (red gram/arhar/tur)	RF	4	833.62					
114	Kalaburgi	Aland	SUNTNOOR	GP	Pigeon pea (red gram/arhar/tur)	RF	4	879.13					
115	Kalaburgi	Aland	TADAKAL	GP	Pigeon pea (red gram/arhar/tur)	RF	4	857.57					
116	Kalaburgi	Aland	TADOL	GP	Pigeon pea (red gram/arhar/tur)	RF	4	948.60					
117	Kalaburgi	Aland	V.K.SALGAR	GP	Pigeon pea (red gram/arhar/tur)	RF	4	898.30					
118	Kalaburgi	Aland	YALSANGI	GP	Pigeon pea (red gram/arhar/tur)	RF	4	910.27					
119	Kalaburgi	Chincholi	GADILINGADALI	GP	Maize (Makka)	RF			Taluk Level	4	6527.63		
120	Kalaburgi	Chincholi	VENKATAPUR	GP	Maize (Makka)	RF	4	6527.63					

**Government of Karnataka**  
**Directorate of Economics and Statistics**  
**GP Level Average Yield data for Kharif season 2019-20**

S.N	District	Taluk	Insurance Unit (hobli/ GP)	GP/HO BLI	Crop	IRR RF	No_CCE Conducted	Average Yield(Kg/Ha)	Name Of Higher Level	No_cce Conducted Higher	Higher average Yield(Kg/Ha)	Neighboring Yield	Tech-based Yield
121	Kalaburgi	Chincholi	AINAPUR	GP	Pigeon pea (red gram/arhar/tur)	RF	4	1304.32					
122	Kalaburgi	Chincholi	AINOLLI	GP	Pigeon pea (red gram/arhar/tur)	RF	4	893.50					
123	Kalaburgi	Chincholi	ANWAR	GP	Pigeon pea (red gram/arhar/tur)	RF	4	723.43					
124	Kalaburgi	Chincholi	CHANDANKERA	GP	Pigeon pea (red gram/arhar/tur)	RF	4	1209.71					
125	Kalaburgi	Chincholi	CHENGTA	GP	Pigeon pea (red gram/arhar/tur)	RF	4	1657.65					
126	Kalaburgi	Chincholi	CHIMMAIDLAI	GP	Pigeon pea (red gram/arhar/tur)	RF	4	592.88					
127	Kalaburgi	Chincholi	CHIMMANCHOD	GP	Pigeon pea (red gram/arhar/tur)	RF	4	792.90					
128	Kalaburgi	Chincholi	Chincholi (ULB)	GP	Pigeon pea (red gram/arhar/tur)	RF	4	875.37					
129	Kalaburgi	Chincholi	DEGALMADI	GP	Pigeon pea (red gram/arhar/tur)	RF	4	1094.72					
130	Kalaburgi	Chincholi	GADIKESHWAR	GP	Pigeon pea (red gram/arhar/tur)	RF	4	606.05					
131	Kalaburgi	Chincholi	GADILINGADALLI	GP	Pigeon pea (red gram/arhar/tur)	RF	4	1282.25					
132	Kalaburgi	Chincholi	GARAGAPALLI	GP	Pigeon pea (red gram/arhar/tur)	RF	4	632.88					
133	Kalaburgi	Chincholi	GARAMPALLI	GP	Pigeon pea (red gram/arhar/tur)	RF	4	551.68					
134	Kalaburgi	Chincholi	HALCHERA	GP	Pigeon pea (red gram/arhar/tur)	RF	4	647.97					
135	Kalaburgi	Chincholi	HASARGUNDAGI	GP	Pigeon pea (red gram/arhar/tur)	RF	4	1070.77					
136	Kalaburgi	Chincholi	HODEBEERNALLI	GP	Pigeon pea (red gram/arhar/tur)	RF	4	814.45					
137	Kalaburgi	Chincholi	JATTUR	GP	Pigeon pea (red gram/arhar/tur)	RF	4	692.29					
138	Kalaburgi	Chincholi	KANAKPUR (KARAKMUKLI)	GP	Pigeon pea (red gram/arhar/tur)	RF	4	682.71					
139	Kalaburgi	Chincholi	KARCHKHED	GP	Pigeon pea (red gram/arhar/tur)	RF	4	729.42					
140	Kalaburgi	Chincholi	KEROLLI	GP	Pigeon pea (red gram/arhar/tur)	RF	4	730.61					

**Government of Karnataka**  
**Directorate of Economics and Statistics**  
**GP Level Average Yield data for Kharif season 2019-20**

S.N	District	Taluk	Insurance Unit (hobli/ GP)	GP/HO BLI	Crop	IRR RF	No_CCE Conducted	Average Yield(Kg/Ha)	Name Of Higher Level	No_cce Conducted Higher	Higher average Yield(Kg/Ha)	Neighbo uring Yield	Tech- based Yield
141	Kalaburgi	Chincholi	KODLI	GP	Pigeon pea (red gram/arhar/tur)	RF	4	941.41					
142	Kalaburgi	Chincholi	KUNCHAVARAM	GP	Pigeon pea (red gram/arhar/tur)	RF	4	984.19					
143	Kalaburgi	Chincholi	KUPANOOOR	GP	Pigeon pea (red gram/arhar/tur)	RF	4	651.57					
144	Kalaburgi	Chincholi	MIRIYAN	GP	Pigeon pea (red gram/arhar/tur)	RF	4	804.87					
145	Kalaburgi	Chincholi	MOGHA	GP	Pigeon pea (red gram/arhar/tur)	RF	4	627.61					
146	Kalaburgi	Chincholi	NAGAILAI	GP	Pigeon pea (red gram/arhar/tur)	RF	4	414.41					
147	Kalaburgi	Chincholi	NIDAGUNDA	GP	Pigeon pea (red gram/arhar/tur)	RF	4	718.64					
148	Kalaburgi	Chincholi	PASTAPUR	GP	Pigeon pea (red gram/arhar/tur)	RF	4	771.34					
149	Kalaburgi	Chincholi	POLAKPALLI	GP	Pigeon pea (red gram/arhar/tur)	RF	4	706.66					
150	Kalaburgi	Chincholi	RATKAL	GP	Pigeon pea (red gram/arhar/tur)	RF	4	840.80					
151	Kalaburgi	Chincholi	RUMMANGUD	GP	Pigeon pea (red gram/arhar/tur)	RF	4	1147.42					
152	Kalaburgi	Chincholi	SALEBEERNALLI	GP	Pigeon pea (red gram/arhar/tur)	RF	4	754.57					
153	Kalaburgi	Chincholi	SALGAR BASANTPUR	GP	Pigeon pea (red gram/arhar/tur)	RF	4	1298.33					
154	Kalaburgi	Chincholi	SHADIPUR	GP	Pigeon pea (red gram/arhar/tur)	RF	4	723.43					
155	Kalaburgi	Chincholi	SHIROLLI	GP	Pigeon pea (red gram/arhar/tur)	RF	4	613.24					
156	Kalaburgi	Chincholi	SULEPETH	GP	Pigeon pea (red gram/arhar/tur)	RF	4	817.19					
157	Kalaburgi	Chincholi	VENKATAPUR	GP	Pigeon pea (red gram/arhar/tur)	RF	4	723.43					
158	Kalaburgi	Chittapur	KOLLUR	GP	PADDY	IRR	4	3977.96					
159	Kalaburgi	Chittapur	SANNATI	GP	PADDY	IRR	4	4071.90					
160	Kalaburgi	Chittapur	SATNOOR	GP	PADDY	IRR			Taluk Level	8	4024.93		

**Government of Karnataka**  
**Directorate of Economics and Statistics**  
**GP Level Average Yield data for Kharif season 2019-20**

S.N	District	Taluk	Insurance Unit (hobli/ GP)	GP/HO BLI	Crop	IRR RF	No_CCE Conducted	Average Yield(Kg/Ha)	Name_Of_Higher_Level	No_cce Conducted_Higher	Higher average Yield(Kg/Ha)	Neighbo uring Yield	Tech. based Yield
161	Kalaburgi	Chittapur	ALLOLI	GP	Pigeon pea (red gram/arhar/tur)	RF	4	1099.51					
162	Kalaburgi	Chittapur	ALLUR (B)	GP	Pigeon pea (red gram/arhar/tur)	RF	4	1837.31					
163	Kalaburgi	Chittapur	ARANKAL	GP	Pigeon pea (red gram/arhar/tur)	RF	4	407.23					
164	Kalaburgi	Chittapur	BEDSUR	GP	Pigeon pea (red gram/arhar/tur)	RF	4	780.92					
165	Kalaburgi	Chittapur	BHAGODI	GP	Pigeon pea (red gram/arhar/tur)	RF	4	895.90					
166	Kalaburgi	Chittapur	BHANKUR	GP	Pigeon pea (red gram/arhar/tur)	RF	4	1146.22					
167	Kalaburgi	Chittapur	BHIMANALLI	GP	Pigeon pea (red gram/arhar/tur)	RF	4	1264.80					
168	Kalaburgi	Chittapur	CHINCHOLLI (H)	GP	Pigeon pea (red gram/arhar/tur)	RF	4	1070.77					
169	Kalaburgi	Chittapur	Chittapura(ULB)	GP	Pigeon pea (red gram/arhar/tur)	RF	4	883.93					
170	Kalaburgi	Chittapur	DANDOTHI	GP	Pigeon pea (red gram/arhar/tur)	RF	4	840.80					
171	Kalaburgi	Chittapur	DHONGAON	GP	Pigeon pea (red gram/arhar/tur)	RF	4	1182.16					
172	Kalaburgi	Chittapur	DIGGAON	GP	Pigeon pea (red gram/arhar/tur)	RF	4	407.23					
173	Kalaburgi	Chittapur	GOTOOR	GP	Pigeon pea (red gram/arhar/tur)	RF	4	1087.54					
174	Kalaburgi	Chittapur	GUNDAGURTHI	GP	Pigeon pea (red gram/arhar/tur)	RF	4	816.85					
175	Kalaburgi	Chittapur	HALKATTA	GP	Pigeon pea (red gram/arhar/tur)	RF			Hobli Level	74	911.74		
176	Kalaburgi	Chittapur	HEBBAL	GP	Pigeon pea (red gram/arhar/tur)	RF	4	571.51					
177	Kalaburgi	Chittapur	HEROOR (K)	GP	Pigeon pea (red gram/arhar/tur)	RF	4	737.80					
178	Kalaburgi	Chittapur	HONAGUNTA	GP	Pigeon pea (red gram/arhar/tur)	RF	4	1008.48					
179	Kalaburgi	Chittapur	INGALAGI	GP	Pigeon pea (red gram/arhar/tur)	RF	4	742.59					
180	Kalaburgi	Chittapur	IVANI	GP	Pigeon pea (red gram/arhar/tur)	RF	4	1313.91					

**Government of Karnataka**  
**Directorate of Economics and Statistics**  
**GP Level Average Yield data for Kharif season 2019-20**

S.N	District	Taluk	Insurance Unit (hobli/ GP)	GP/HO BLI	Crop	IRR RF	No_CCE Conducted	Average Yield(Kg/Ha)	Name_Of Higher Level	No_cce Conducted Higher	Higher average Yield(Kg/Ha)	Neighboring Yield	Tech. based Yield
181	Kalaburgi	Chittapur	KADBUR	GP	Pigeon pea (red gram/arhar/tur)	RF			Hobli Level	74	912.29		
182	Kalaburgi	Chittapur	KALGI	GP	Pigeon pea (red gram/arhar/tur)	RF	4	984.53					
183	Kalaburgi	Chittapur	KAMARWADI	GP	Pigeon pea (red gram/arhar/tur)	RF	4	766.55					
184	Kalaburgi	Chittapur	KANDGOL	GP	Pigeon pea (red gram/arhar/tur)	RF	4	750.97					
185	Kalaburgi	Chittapur	KARDAL	GP	Pigeon pea (red gram/arhar/tur)	RF	4	733.01					
186	Kalaburgi	Chittapur	KODADUR	GP	Pigeon pea (red gram/arhar/tur)	RF	4	919.86					
187	Kalaburgi	Chittapur	KOLLUR	GP	Pigeon pea (red gram/arhar/tur)	RF	4	1226.47					
188	Kalaburgi	Chittapur	KORWAR	GP	Pigeon pea (red gram/arhar/tur)	RF	4	504.48					
189	Kalaburgi	Chittapur	LADLAPUR	GP	Pigeon pea (red gram/arhar/tur)	RF	4	859.97					
190	Kalaburgi	Chittapur	MADBUL	GP	Pigeon pea (red gram/arhar/tur)	RF	4	1000.10					
191	Kalaburgi	Chittapur	MALGATTI	GP	Pigeon pea (red gram/arhar/tur)	RF	4	641.98					
192	Kalaburgi	Chittapur	MARATUR	GP	Pigeon pea (red gram/arhar/tur)	RF			Hobli Level	26	910.09		
193	Kalaburgi	Chittapur	MOGALA	GP	Pigeon pea (red gram/arhar/tur)	RF	4	840.80					
194	Kalaburgi	Chittapur	MUGALANAGAON	GP	Pigeon pea (red gram/arhar/tur)	RF	4	400.04					
195	Kalaburgi	Chittapur	NALWAR	GP	Pigeon pea (red gram/arhar/tur)	RF	4	668.33					
196	Kalaburgi	Chittapur	PETHSIROOR	GP	Pigeon pea (red gram/arhar/tur)	RF	4	1188.15					
197	Kalaburgi	Chittapur	RAJAPUR	GP	Pigeon pea (red gram/arhar/tur)	RF	4	1075.56					
198	Kalaburgi	Chittapur	RAMPURAHALLI	GP	Pigeon pea (red gram/arhar/tur)	RF			Hobli Level	48	913.39		
199	Kalaburgi	Chittapur	RAVOOR	GP	Pigeon pea (red gram/arhar/tur)	RF	4	784.51					
200	Kalaburgi	Chittapur	SANNATI	GP	Pigeon pea (red gram/arhar/tur)	RF	4	826.43					



**Government of Karnataka**  
**Directorate of Economics and Statistics**  
**GP Level Average Yield data for Kharif season 2019-20**

S.N	District	Taluk	Insurance Unit (hobli/ GP)	GP/HO BLI	Crop	IRR RF	No_CCE Conducted	Average Yield(Kg/Ha)	Name_Of_Higher_Level	No_cce Conducted_Higher	Higher average Yeld(Kg/Ha)	Neighbo uring Yield	Tech. based Yield
201	Kalaburgi	Chittapur	SATNOOR	GP	Pigeon pea (red gram/arhar/tur)	RF	4	439.57					
202	Kalaburgi	Chittapur	Shahabad(ULB)	GP	Pigeon pea (red gram/arhar/tur)	RF	4	749.78					
203	Kalaburgi	Chittapur	TENGALI	GP	Pigeon pea (red gram/arhar/tur)	RF	4	1176.17					
204	Kalaburgi	Chittapur	TONASNHALLI(S)	GP	Pigeon pea (red gram/arhar/tur)	RF	4	905.48					
205	Kalaburgi	Chittapur	Wadi (ULB)	GP	Pigeon pea (red gram/arhar/tur)	RF	4	697.08					
206	Kalaburgi	Chittapur	YAGAPUR	GP	Pigeon pea (red gram/arhar/tur)	RF	4	608.45					
207	Kalaburgi	Jevargi	ALLOOR	GP	GROUNDNUT	RF	8	1817.20					
208	Kalaburgi	Jevargi	ARALAGUNDAGI	GP	Maize (Makka)	IRR	4	3486.60					
209	Kalaburgi	Jevargi	KURALGERA	GP	Maize (Makka)	IRR			Hobli Level	4	3486.60		
210	Kalaburgi	Jevargi	ALLOOR	GP	Maize (Makka)	RF			Taluk Level	4	3862.27		
211	Kalaburgi	Jevargi	ANKALGA	GP	Maize (Makka)	RF			Hobli Level	4	3862.27		
212	Kalaburgi	Jevargi	ARALAGUNDAGI	GP	Maize (Makka)	RF	4	2691.99					
213	Kalaburgi	Jevargi	ITGA	GP	Maize (Makka)	RF			Hobli Level	4	3862.27		
214	Kalaburgi	Jevargi	KADKOL	GP	Maize (Makka)	RF	4	4605.89					
215	Kalaburgi	Jevargi	KOLKUR	GP	Maize (Makka)	RF			Taluk Level	4	3862.27		
216	Kalaburgi	Jevargi	KURALGERA	GP	Maize (Makka)	RF			Hobli Level	12	3712.04		
217	Kalaburgi	Jevargi	MAGANGERA	GP	Maize (Makka)	RF	4	3838.25					
218	Kalaburgi	Jevargi	MANDEWAL	GP	Maize (Makka)	RF	4	3862.27					
219	Kalaburgi	Jevargi	ARALAGUNDAGI	GP	PADDY	IRR			Hobli Level	16	6792.38		
220	Kalaburgi	Jevargi	BALBATTI	GP	PADDY	IRR	4	5157.47					

**Government of Karnataka**  
**Directorate of Economics and Statistics**  
**GP Level Average Yield data for Kharif season 2019-20**

S.N	District	Taluk	Insurance Unit (hobli/ GP)	GP/HO BLI	Crop	IRR RF	No_CCE Conducted	Average Yield(Kg/Ha)	Name_Of Higher Level	No_cce Conducted Higher	Higher average Yield(Kg/Ha)	Neighboring Yield	Tech. based Yield
221	Kalaburgi	Jevargi	BILWAR	GP	PADDY	IRR	4	7357.20					
222	Kalaburgi	Jevargi	GAONVAR	GP	PADDY	IRR			Hobli Level	2	7602.26		
223	Kalaburgi	Jevargi	KURALGERA	GP	PADDY	IRR	4	7746.93					
224	Kalaburgi	Jevargi	MAGANGERA	GP	PADDY	IRR	4	8133.99					
225	Kalaburgi	Jevargi	MALLI	GP	PADDY	IRR	4	5636.13					
226	Kalaburgi	Jevargi	WADGERA	GP	PADDY	IRR	4	5652.47					
227	Kalaburgi	Jevargi	ALLOOR	GP	Pigeon pea (red gram/arhar/tur)	IRR			Hobli Level	18	1148.08		
228	Kalaburgi	Jevargi	ANKALGA	GP	Pigeon pea (red gram/arhar/tur)	IRR	4	1354.94					
229	Kalaburgi	Jevargi	ARALAGUNDAGI	GP	Pigeon pea (red gram/arhar/tur)	IRR	4	1819.85					
230	Kalaburgi	Jevargi	BALBATTI	GP	Pigeon pea (red gram/arhar/tur)	IRR	4	1405.96					
231	Kalaburgi	Jevargi	BALUNDAGI	GP	Pigeon pea (red gram/arhar/tur)	IRR	4	1527.74					
232	Kalaburgi	Jevargi	BILWAR	GP	Pigeon pea (red gram/arhar/tur)	IRR	4	810.50					
233	Kalaburgi	Jevargi	BIRAL (B)	GP	Pigeon pea (red gram/arhar/tur)	IRR	4	1448.20					
234	Kalaburgi	Jevargi	GAONVAR	GP	Pigeon pea (red gram/arhar/tur)	IRR	4	1341.23					
235	Kalaburgi	Jevargi	HIPPARGA -S-N	GP	Pigeon pea (red gram/arhar/tur)	IRR	4	1141.01					
236	Kalaburgi	Jevargi	ITGA	GP	Pigeon pea (red gram/arhar/tur)	IRR	4	1365.92					
237	Kalaburgi	Jevargi	JERATAGI	GP	Pigeon pea (red gram/arhar/tur)	IRR	4	1142.38					
238	Kalaburgi	Jevargi	KADKOL	GP	Pigeon pea (red gram/arhar/tur)	IRR	4	1865.11					
239	Kalaburgi	Jevargi	KALLUR (K)	GP	Pigeon pea (red gram/arhar/tur)	IRR			Hobli Level	26	1402.50		
240	Kalaburgi	Jevargi	KELLUR	GP	Pigeon pea (red gram/arhar/tur)	IRR	4	1430.37					

**Government of Karnataka**  
**Directorate of Economics and Statistics**  
**GP Level Average Yield data for Kharif season 2019-20**

S.N	District	Taluk	Insurance Unit (hobli/ GP)	GP/HO BLI	Crop	IRR RF	No_CCE Conducted	Average Yield(Kg/Ha)	Name_Of_Higher_Level	No_cce Conducted_Higher	Higher average Yield(Kg/Ha)	Neighbo uring Yield	Tech- based Yield
241	Kalaburgi	Jevargi	KOLKUR	GP	Pigeon pea (red gram/arhar/tur)	IRR	4	1483.86					
242	Kalaburgi	Jevargi	KUKNUR	GP	Pigeon pea (red gram/arhar/tur)	IRR	4	1374.14					
243	Kalaburgi	Jevargi	KURALGERA	GP	Pigeon pea (red gram/arhar/tur)	IRR	4	1368.66					
244	Kalaburgi	Jevargi	MAGANGERA	GP	Pigeon pea (red gram/arhar/tur)	IRR	4	1381.00					
245	Kalaburgi	Jevargi	MALLI	GP	Pigeon pea (red gram/arhar/tur)	IRR	4	1361.80					
246	Kalaburgi	Jevargi	MANDĒWAL	GP	Pigeon pea (red gram/arhar/tur)	IRR	4	1640.20					
247	Kalaburgi	Jevargi	NELOGI	GP	Pigeon pea (red gram/arhar/tur)	IRR	4	1447.93					
248	Kalaburgi	Jevargi	SONNA	GP	Pigeon pea (red gram/arhar/tur)	IRR	4	757.01					
249	Kalaburgi	Jevargi	WADGERA	GP	Pigeon pea (red gram/arhar/tur)	IRR	4	1220.55					
250	Kalaburgi	Jevargi	YADRAMI	GP	Pigeon pea (red gram/arhar/tur)	IRR	4	1766.36					
251	Kalaburgi	Jevargi	YALAGOD	GP	Pigeon pea (red gram/arhar/tur)	IRR	4	1419.40					
252	Kalaburgi	Jevargi	ALLOOR	GP	Pigeon pea (red gram/arhar/tur)	RF			Hobli Level	26	740.75		
253	Kalaburgi	Jevargi	ANDHOLA	GP	Pigeon pea (red gram/arhar/tur)	RF	4	903.09					
254	Kalaburgi	Jevargi	ANKALGA	GP	Pigeon pea (red gram/arhar/tur)	RF	4	1018.07					
255	Kalaburgi	Jevargi	ARALAGUNDAGI	GP	Pigeon pea (red gram/arhar/tur)	RF	4	695.88					
256	Kalaburgi	Jevargi	BALBATTI	GP	Pigeon pea (red gram/arhar/tur)	RF	4	831.22					
257	Kalaburgi	Jevargi	BALUNDAGI	GP	Pigeon pea (red gram/arhar/tur)	RF	4	950.99					
258	Kalaburgi	Jevargi	BILWAR	GP	Pigeon pea (red gram/arhar/tur)	RF	4	1003.70					
259	Kalaburgi	Jevargi	BIRAL (B)	GP	Pigeon pea (red gram/arhar/tur)	RF	4	859.01					
260	Kalaburgi	Jevargi	GAONVAR	GP	Pigeon pea (red gram/arhar/tur)	RF	4	742.59					

**Government of Karnataka**  
**Directorate of Economics and Statistics**  
**GP Level Average Yield data for Kharif season 2019-20**

S.N	District	Taluk	Insurance Unit (hobli/ GP)	GP/HO BLI	Crop	IRR - RF	No_CCE Conducted	Average Yield(Kg/Ha)	Name_Of Higher Level	No_cce Conducted Higher	Higher average Yield(Kg/Ha)	Neighbo uring Yield	Tech based Yield
261	Kalaburgi	Jevargi	GUDUR-S- A	GP	Pigeon pea (red gram/arhar/tur)	RF	4	804.87					
262	Kalaburgi	Jevargi	HARANOOR	GP	Pigeon pea (red gram/arhar/tur)	RF			Hobli Level	16	991.12		
263	Kalaburgi	Jevargi	HARWAL	GP	Pigeon pea (red gram/arhar/tur)	RF	4	1310.31					
264	Kalaburgi	Jevargi	HIPPARGA -S-N	GP	Pigeon pea (red gram/arhar/tur)	RF	4	677.91					
265	Kalaburgi	Jevargi	HULLURA	GP	Pigeon pea (red gram/arhar/tur)	RF	4	1032.44					
266	Kalaburgi	Jevargi	IJERI	GP	Pigeon pea (red gram/arhar/tur)	RF	4	730.61					
267	Kalaburgi	Jevargi	ITGA	GP	Pigeon pea (red gram/arhar/tur)	RF	4	1003.69					
268	Kalaburgi	Jevargi	JERATAGI	GP	Pigeon pea (red gram/arhar/tur)	RF	4	775.65					
269	Kalaburgi	Jevargi	Jewargi(ULB)	GP	Pigeon pea (red gram/arhar/tur)	RF	4	915.06					
270	Kalaburgi	Jevargi	KACHAPURA	GP	Pigeon pea (red gram/arhar/tur)	RF	4	790.50					
271	Kalaburgi	Jevargi	KADKOL	GP	Pigeon pea (red gram/arhar/tur)	RF	4	686.30					
272	Kalaburgi	Jevargi	KALLAHANGARGA	GP	Pigeon pea (red gram/arhar/tur)	RF			Hobli Level	16	991.12		
273	Kalaburgi	Jevargi	KALLUR (K)	GP	Pigeon pea (red gram/arhar/tur)	RF	4	1014.47					
274	Kalaburgi	Jevargi	KARKIHALLI	GP	Pigeon pea (red gram/arhar/tur)	RF			Hobli Level	68	744.29		
275	Kalaburgi	Jevargi	KELLUR	GP	Pigeon pea (red gram/arhar/tur)	RF			Hobli Level	16	991.12		
276	Kalaburgi	Jevargi	KOLKUR	GP	Pigeon pea (red gram/arhar/tur)	RF			Hobli Level	16	991.12		
277	Kalaburgi	Jevargi	KOODI	GP	Pigeon pea (red gram/arhar/tur)	RF			Hobli Level	16	991.12		
278	Kalaburgi	Jevargi	KUKNUR	GP	Pigeon pea (red gram/arhar/tur)	RF	4	728.22					
279	Kalaburgi	Jevargi	KURALGERA	GP	Pigeon pea (red gram/arhar/tur)	RF	4	808.47					
280	Kalaburgi	Jevargi	MADARI	GP	Pigeon pea (red gram/arhar/tur)	RF	4	1044.42					

**Government of Karnataka**  
**Directorate of Economics and Statistics**  
**GP Level Average Yield data for Kharif season 2019-20**

S.N	District	Taluk	Insurance Unit (hobli/ GP)	GP/HO BLI	Crop	IRR RF	No_CCE Conducted	Average Yield(Kg/Ha)	Name_Of_Higher_Level	No_cce Conducted_Higher	Higher average Yield(Kg/Ha)	Neighbo uring Yield	Tech- based Yield
281	Kalaburgi	Jevargi	MAGANGERA	GP	Pigeon pea (red gram/arhar/tur)	RF	4	770.14					
282	Kalaburgi	Jevargi	MALLI	GP	Pigeon pea (red gram/arhar/tur)	RF	4	792.90					
283	Kalaburgi	Jevargi	MANDEWAL	GP	Pigeon pea (red gram/arhar/tur)	RF	4	778.52					
284	Kalaburgi	Jevargi	NARIBOL	GP	Pigeon pea (red gram/arhar/tur)	RF	4	850.38					
285	Kalaburgi	Jevargi	NEDALAGI	GP	Pigeon pea (red gram/arhar/tur)	RF	4	931.83					
286	Kalaburgi	Jevargi	NELOGI	GP	Pigeon pea (red gram/arhar/tur)	RF	4	828.82					
287	Kalaburgi	Jevargi	RANJANGI	GP	Pigeon pea (red gram/arhar/tur)	RF	4	815.05					
288	Kalaburgi	Jevargi	SATHKHED	GP	Pigeon pea (red gram/arhar/tur)	RF	4	784.51					
289	Kalaburgi	Jevargi	SONNA	GP	Pigeon pea (red gram/arhar/tur)	RF	4	500.65					
290	Kalaburgi	Jevargi	SUMBAD	GP	Pigeon pea (red gram/arhar/tur)	RF	4	779.72					
291	Kalaburgi	Jevargi	WADGERA	GP	Pigeon pea (red gram/arhar/tur)	RF	4	877.93					
292	Kalaburgi	Jevargi	YADRAMI	GP	Pigeon pea (red gram/arhar/tur)	RF	4	641.98					
293	Kalaburgi	Jevargi	YALAGOD	GP	Pigeon pea (red gram/arhar/tur)	RF	4	788.10					
294	Kalaburgi	Jevargi	YALWAR	GP	Pigeon pea (red gram/arhar/tur)	RF	4	864.04					
295	Kalaburgi	Kalaburgi	KALMOOD	GP	Maize (Makka)	IRR			District Level	17	3331.35		
296	Kalaburgi	Kalaburgi	NANDIKUR	GP	Maize (Makka)	IRR			District Level	17	3331.35		
297	Kalaburgi	Kalaburgi	KALMOOD	GP	Maize (Makka)	RF			District Level	49	4251.40		
298	Kalaburgi	Kalaburgi	KAMALAPUR	GP	Maize (Makka)	RF			District Level	49	4251.40		
299	Kalaburgi	Kalaburgi	KURIKOTA	GP	Maize (Makka)	RF			District Level	49	4251.40		
300	Kalaburgi	Kalaburgi	MARAGUTTI	GP	Maize (Makka)	RF			District Level	49	4251.40		

**Government of Karnataka**  
**Directorate of Economics and Statistics**  
**GP Level Average Yield data for Kharif season 2019-20**

S.N	District	Taluk	Insurance Unit (hobli/ GP)	GP/HO BLI	Crop	IRR RF	No_CCE Conducted	Average Yield(Kg/Ha)	Name_Of Higher Level	No_cce Conducted Higher	Higher average Yield(Kg/Ha)	Neighboring Yield	Tech. based Yield
301	Kalaburgi	Kalaburgi	NAGUR	GP	Maize (Makka)	RF			District Level	49	4251.40		
302	Kalaburgi	Kalaburgi	NANDIKUR	GP	Maize (Makka)	RF			District Level	49	4251.40		
303	Kalaburgi	Kalaburgi	PATTAN	GP	Maize (Makka)	RF			District Level	49	4251.40		
304	Kalaburgi	Kalaburgi	SONTH	GP	Maize (Makka)	RF			District Level	49	4251.40		
305	Kalaburgi	Kalaburgi	FARAHATABAD	GP	PADDY	IRR			District Level	60	5840.12		
306	Kalaburgi	Kalaburgi	KURIKOTA	GP	Pigeon pea (red gram/arhar/tur)	IRR	4	1555.17					
307	Kalaburgi	Kalaburgi	SONTH	GP	Pigeon pea (red gram/arhar/tur)	IRR	4	836.56					
308	Kalaburgi	Kalaburgi	ALGOOD	GP	Pigeon pea (red gram/arhar/tur)	RF	4	857.58					
309	Kalaburgi	Kalaburgi	AURAD (B)	GP	Pigeon pea (red gram/arhar/tur)	RF	4	921.05					
310	Kalaburgi	Kalaburgi	BABALAD (IK)	GP	Pigeon pea (red gram/arhar/tur)	RF			Hobli Level	27	870.81		
311	Kalaburgi	Kalaburgi	BASAVAPATTANA	GP	Pigeon pea (red gram/arhar/tur)	RF	4	986.93					
312	Kalaburgi	Kalaburgi	BHIMALLI	GP	Pigeon pea (red gram/arhar/tur)	RF	4	737.80					
313	Kalaburgi	Kalaburgi	BHUPALTEGANOOR	GP	Pigeon pea (red gram/arhar/tur)	RF	4	777.33					
314	Kalaburgi	Kalaburgi	DONGARGOAN	GP	Pigeon pea (red gram/arhar/tur)	RF	4	420.40					
315	Kalaburgi	Kalaburgi	FARAHATABAD	GP	Pigeon pea (red gram/arhar/tur)	RF	4	988.13					
316	Kalaburgi	Kalaburgi	FHIROZABAD	GP	Pigeon pea (red gram/arhar/tur)	RF	4	1018.07					
317	Kalaburgi	Kalaburgi	HAGARAGA	GP	Pigeon pea (red gram/arhar/tur)	RF	4	737.80					
318	Kalaburgi	Kalaburgi	HARSOOR	GP	Pigeon pea (red gram/arhar/tur)	RF	4	777.33					
319	Kalaburgi	Kalaburgi	HEROOR (B)	GP	Pigeon pea (red gram/arhar/tur)	RF	4	826.43					
320	Kalaburgi	Kalaburgi	HOLAKUNDA	GP	Pigeon pea (red gram/arhar/tur)	RF	4	936.62					

cb

**Government of Karnataka**  
**Directorate of Economics and Statistics**  
**GP Level Average Yield data for Kharif season 2019-20**

S.N	District	Taluk	Insurance Unit (hobli/ GP)	GP/HO BLI	Crop	IRR- RF	No_CCE Conducted	Average Yield(Kg/Ha)	Name_Of Higher Level	No_cce Conducted Higher	Higher average Yield(Kg/Ha)	Neighbo uring Yield	Tech- based Yield
321	Kalaburgi	Kalaburgi	HONNA KIRANAGI	GP	Pigeon pea (red gram/arhar/tur)	RF			Hobli Level	33	935.68		
322	Kalaburgi	Kalaburgi	JEEVANGI	GP	Pigeon pea (red gram/arhar/tur)	RF	4	931.83					
323	Kalaburgi	Kalaburgi	KADANI	GP	Pigeon pea (red gram/arhar/tur)	RF			Hobli Level	57	896.71		
324	Kalaburgi	Kalaburgi	Kalburgi (ULB)	GP	Pigeon pea (red gram/arhar/tur)	RF			Hobli Level	16	848.59		
325	Kalaburgi	Kalaburgi	KALLAHANGARGA	GP	Pigeon pea (red gram/arhar/tur)	RF	4	831.10					
326	Kalaburgi	Kalaburgi	KALMOOD	GP	Pigeon pea (red gram/arhar/tur)	RF	4	1034.84					
327	Kalaburgi	Kalaburgi	KAMALAPUR	GP	Pigeon pea (red gram/arhar/tur)	RF	4	512.63					
328	Kalaburgi	Kalaburgi	KAVALGA (B)	GP	Pigeon pea (red gram/arhar/tur)	RF	4	780.92					
329	Kalaburgi	Kalaburgi	KHANADAL	GP	Pigeon pea (red gram/arhar/tur)	RF	4	721.03					
330	Kalaburgi	Kalaburgi	KINNISADAK	GP	Pigeon pea (red gram/arhar/tur)	RF			Hobli Level	28	755.17		
331	Kalaburgi	Kalaburgi	KUMASI	GP	Pigeon pea (red gram/arhar/tur)	RF	4	692.29					
332	Kalaburgi	Kalaburgi	KURIKOTA	GP	Pigeon pea (red gram/arhar/tur)	RF	4	855.17					
333	Kalaburgi	Kalaburgi	KUSANOOOR	GP	Pigeon pea (red gram/arhar/tur)	RF	4	771.34					
334	Kalaburgi	Kalaburgi	MAHAGOAN	GP	Pigeon pea (red gram/arhar/tur)	RF	4	968.96					
335	Kalaburgi	Kalaburgi	MARAGUTTI	GP	Pigeon pea (red gram/arhar/tur)	RF	4	900.69					
336	Kalaburgi	Kalaburgi	MELAKUNDA (B)	GP	Pigeon pea (red gram/arhar/tur)	RF	4	974.95					
337	Kalaburgi	Kalaburgi	MINAJAGI	GP	Pigeon pea (red gram/arhar/tur)	RF			Hobli Level	33	935.68		
338	Kalaburgi	Kalaburgi	NAGUR	GP	Pigeon pea (red gram/arhar/tur)	RF	4	888.72					
339	Kalaburgi	Kalaburgi	NANDIKUR	GP	Pigeon pea (red gram/arhar/tur)	RF	4	1099.51					
340	Kalaburgi	Kalaburgi	NANDUR (K)	GP	Pigeon pea (red gram/arhar/tur)	RF	4	773.73					

**Government of Karnataka**  
**Directorate of Economics and Statistics**  
**GP Level Average Yield data for Kharif season 2019-20**

S.N	District	Taluk	Insurance Unit (hobli/ GP)	GP/HO BLI	Crop	IRR RF	No_CCE Conducted	Average Yield(Kg/Ha)	Name_Of Higher Level	No_cce Conducted Higher	Higher average Yield(Kg/Ha)	Neighboring Yield	Tech-based Yield
341	Kalaburgi	Kalaburgi	OKALI	GP	Pigeon pea (red gram/arhar/tur)	RF			Hobli Level	28	755.17		
342	Kalaburgi	Kalaburgi	PATTAN	GP	Pigeon pea (red gram/arhar/tur)	RF	4	883.92					
343	Kalaburgi	Kalaburgi	SANNUR	GP	Pigeon pea (red gram/arhar/tur)	RF	4	994.11					
344	Kalaburgi	Kalaburgi	SARADAGI (B)	GP	Pigeon pea (red gram/arhar/tur)	RF	4	1109.10					
345	Kalaburgi	Kalaburgi	SAVALGI (B)	GP	Pigeon pea (red gram/arhar/tur)	RF	4	925.60					
346	Kalaburgi	Kalaburgi	SHARAN SIRASAGI	GP	Pigeon pea (red gram/arhar/tur)	RF	4	915.06					
347	Kalaburgi	Kalaburgi	SONTH	GP	Pigeon pea (red gram/arhar/tur)	RF	4	701.87					
348	Kalaburgi	Kalaburgi	SRINIVAS SARADGI	GP	Pigeon pea (red gram/arhar/tur)	RF	4	968.96					
349	Kalaburgi	Kalaburgi	TAJSULTANPUR	GP	Pigeon pea (red gram/arhar/tur)	RF	4	680.31					
350	Kalaburgi	Sedam	ITKAL	GP	PADDY	IRR	4	6897.65					
351	Kalaburgi	Sedam	KANAGADDA	GP	PADDY	IRR	4	5195.06					
352	Kalaburgi	Sedam	KOLKUNDA	GP	PADDY	IRR	4	4889.47					
353	Kalaburgi	Sedam	KUKKUNDA	GP	PADDY	IRR			Taluk Level	28	5695.39		
354	Kalaburgi	Sedam	LINGAMPALLI	GP	PADDY	IRR	4	5146.03					
355	Kalaburgi	Sedam	MADANA	GP	PADDY	IRR	4	5806.25					
356	Kalaburgi	Sedam	MOTAKPALLI	GP	PADDY	IRR	4	5297.57					
357	Kalaburgi	Sedam	RIBBANPALLI	GP	PADDY	IRR	4	6635.71					
358	Kalaburgi	Sedam	ADAKI	GP	Pigeon pea (red gram/arhar/tur)	RF	4	831.22					
359	Kalaburgi	Sedam	BATAGERA -K	GP	Pigeon pea (red gram/arhar/tur)	RF	4	740.20					
360	Kalaburgi	Sedam	BENAKANAHALLI	GP	Pigeon pea (red gram/arhar/tur)	RF	4	1621.72					



**Government of Karnataka**  
**Directorate of Economics and Statistics**  
**GP Level Average Yield data for Kharif season 2019-20**

S.N	District	Taluk	Insurance Unit (hobli/ GP)	GP/HO BLI	Crop	IRR-RF	No_CCE Conducted	Average Yield(Kg/Ha)	Name_Of Higher Level	No_cce Conducted Higher	Higher average Yield(Kg/Ha)	Neighboring Yield	Tech. based Yield
361	Kalaburgi	Sedam	CHANDAPUR	GP	Pigeon pea (red gram/arhar/tur)	RF	4	862.36					
362	Kalaburgi	Sedam	DUGNOOR	GP	Pigeon pea (red gram/arhar/tur)	RF	4	632.40					
363	Kalaburgi	Sedam	HANDARKI	GP	Pigeon pea (red gram/arhar/tur)	RF	4	1184.55					
364	Kalaburgi	Sedam	ITKAL	GP	Pigeon pea (red gram/arhar/tur)	RF	4	826.43					
365	Kalaburgi	Sedam	JAKANPALLI	GP	Pigeon pea (red gram/arhar/tur)	RF	4	988.12					
366	Kalaburgi	Sedam	KANAGADDA	GP	Pigeon pea (red gram/arhar/tur)	RF	4	730.61					
367	Kalaburgi	Sedam	KOLKUNDA	GP	Pigeon pea (red gram/arhar/tur)	RF	4	1018.07					
368	Kalaburgi	Sedam	KUDLA	GP	Pigeon pea (red gram/arhar/tur)	RF	4	939.02					
369	Kalaburgi	Sedam	KUKKUNDA	GP	Pigeon pea (red gram/arhar/tur)	RF	4	847.99					
370	Kalaburgi	Sedam	KURKUNTA	GP	Pigeon pea (red gram/arhar/tur)	RF	4	892.31					
371	Kalaburgi	Sedam	LINGAMPALLI	GP	Pigeon pea (red gram/arhar/tur)	RF	4	740.20					
372	Kalaburgi	Sedam	MADANA	GP	Pigeon pea (red gram/arhar/tur)	RF			Hobli Level	81	880.18		
373	Kalaburgi	Sedam	MALKHED	GP	Pigeon pea (red gram/arhar/tur)	RF	4	965.37					
374	Kalaburgi	Sedam	MEDAK	GP	Pigeon pea (red gram/arhar/tur)	RF	4	994.11					
375	Kalaburgi	Sedam	MOTAKPALLI	GP	Pigeon pea (red gram/arhar/tur)	RF	4	718.64					
376	Kalaburgi	Sedam	MUDKAL	GP	Pigeon pea (red gram/arhar/tur)	RF	4	821.64					
377	Kalaburgi	Sedam	MUDOL	GP	Pigeon pea (red gram/arhar/tur)	RF	4	804.87					
378	Kalaburgi	Sedam	NEELHALLI	GP	Pigeon pea (red gram/arhar/tur)	RF	4	771.34					
379	Kalaburgi	Sedam	RANJOL	GP	Pigeon pea (red gram/arhar/tur)	RF	4	881.53					
380	Kalaburgi	Sedam	RIBBANPALLI	GP	Pigeon pea (red gram/arhar/tur)	RF	4	1228.87					

**Government of Karnataka**  
**Directorate of Economics and Statistics**  
**GP Level Average Yield data for Kharif season 2019-20**

S.N	District	Taluk	Insurance Unit (hobli/ GP)	GP/HO BLI	Crop	IRR_RF	No_CCE_Conducted	Average Yield(Kg/Ha)	Name_Of_Higher_Level	No_cce_Conducted_Higher	Higher average Yield(Kg/Ha)	Neighboring Yield	Tech. based Yield
381	Kalaburgi	Sedam	Sedam (ULB)	GP	Pigeon pea (red gram/arhar/tur)	RF	4	898.29					
382	Kalaburgi	Sedam	SINDANMADU	GP	Pigeon pea (red gram/arhar/tur)	RF	4	840.80					
383	Kalaburgi	Sedam	TELKUR	GP	Pigeon pea (red gram/arhar/tur)	RF	4	862.36					
384	Kalaburgi	Sedam	UOODAGI	GP	Pigeon pea (red gram/arhar/tur)	RF	4	646.77					
385	Kalaburgi	Sedam	YADAGA	GP	Pigeon pea (red gram/arhar/tur)	RF			Hobli Level	29	852.94		

  
Director

Directorate of Economics and Statistics

**Government of Karnataka**  
**Directorate of Economics and Statistics**  
**GP Level Average Yield data for Kharif season 2019-20**

S.N	District	Taluk	Insurance Unit (hobli/ GP)	GP/HO BLI	Crop	IRR RF	No_CCE Conducted	Average Yield(Kg/Ha)	Name_Of_Higher_Level	No_cce Conducted Higher	Higher average Yield(Kg/Ha)	Neighbo uring Yield	Tech. based Yield
1	Kodagu	Madikeri	AIYAMGERI	GP	PADDY	RF	4	3883.90					
2	Kodagu	Madikeri	BALLAMAVATI	GP	PADDY	RF	4	2994.16					
3	Kodagu	Madikeri	BENGURU	GP	PADDY	RF	4	4591.44					
4	Kodagu	Madikeri	BETTAGERI	GP	PADDY	RF	4	3236.76					
5	Kodagu	Madikeri	BHAGAMANDALA	GP	PADDY	RF	4	3455.29					
6	Kodagu	Madikeri	CHEMBU	GP	PADDY	RF	4	2599.18					
7	Kodagu	Madikeri	GALIBEEDU	GP	PADDY	RF	4	2500.61					
8	Kodagu	Madikeri	HAKATHURU	GP	PADDY	RF	4	4897.73					
9	Kodagu	Madikeri	HODDURU	GP	PADDY	RF	4	2757.09					
10	Kodagu	Madikeri	HOSAKERI	GP	PADDY	RF	4	3622.17					
11	Kodagu	Madikeri	KADAGADALU	GP	PADDY	RF	4	4368.24					
12	Kodagu	Madikeri	KALAKERI NIDUGANE	GP	PADDY	RF	4	3645.95					
13	Kodagu	Madikeri	KANTURU MARNADU	GP	PADDY	RF	4	4144.26					
14	Kodagu	Madikeri	KONANJAGERI	GP	PADDY	RF	4	2974.78					
15	Kodagu	Madikeri	KUNDACHERI	GP	PADDY	RF	4	2732.95					
16	Kodagu	Madikeri	KUNIJALA	GP	PADDY	RF	4	3535.34					
17	Kodagu	Madikeri	MADE	GP	PADDY	RF	4	4381.08					
18	Kodagu	Madikeri	MAKKANDURU	GP	PADDY	RF	4	2224.30					
19	Kodagu	Madikeri	MARAGODU	GP	PADDY	RF	4	4194.26					
20	Kodagu	Madikeri	MEKERI	GP	PADDY	RF	4	2698.47					

**Government of Karnataka**  
**Directorate of Economics and Statistics**  
**GP Level Average Yield data for Kharif season 2019-20**

S.N	District	Taluk	Insurance Unit (hobli/ GP)	GP/HO BLI	Crop	IRR RF	No_CCE Conducted	Average Yield(Kg/Ha)	Name_Of_Higher_Level	No_cce Conducted_Higher	Higher average Yield(Kg/Ha)	Neighboring Yield	Tech. based Yield
21	Kodagu	Madikeri	NAPOKLU	GP	PADDY	RF	4	2708.38					
22	Kodagu	Madikeri	NARIYANDADA	GP	PADDY	RF	4	2852.88					
23	Kodagu	Madikeri	PERAJE	GP	PADDY	RF			Hobli Level	24	3629.49		
24	Kodagu	Madikeri	SAMPAJE	GP	PADDY	RF	4	3784.75					
25	Kodagu	Madikeri	YAMMEMADU	GP	PADDY	RF	4	2308.62					
26	Kodagu	Somawarpet	7TH HOSKOTE	GP	PADDY	RF	4	4098.24					
27	Kodagu	Somawarpet	AIGUR	GP	PADDY	RF	4	5199.16					
28	Kodagu	Somawarpet	ALURU SIDDAPURA	GP	PADDY	RF	4	6272.00					
29	Kodagu	Somawarpet	BELUR	GP	PADDY	RF	4	3056.68					
30	Kodagu	Somawarpet	BESSUR	GP	PADDY	RF	4	6370.28					
31	Kodagu	Somawarpet	BETTADALLI	GP	PADDY	RF	4	3340.22					
32	Kodagu	Somawarpet	BYADAGOTTA	GP	PADDY	RF	4	6851.16					
33	Kodagu	Somawarpet	CHETTALLI	GP	PADDY	RF	4	3859.15					
34	Kodagu	Somawarpet	CHOWDLU	GP	PADDY	RF			Hobli Level	24	3577.91		
35	Kodagu	Somawarpet	DODDAMALTHE	GP	PADDY	RF	4	3603.70					
36	Kodagu	Somawarpet	DUNDALLI	GP	PADDY	RF	4	5881.84					
37	Kodagu	Somawarpet	GANAGURU	GP	PADDY	RF	4	3792.95					
38	Kodagu	Somawarpet	GARWALE	GP	PADDY	RF			Hobli Level	39	4855.76		
39	Kodagu	Somawarpet	GOWDALLI	GP	PADDY	RF	4	5302.10					
40	Kodagu	Somawarpet	GUDDHOSURU	GP	PADDY	RF	4	3202.15					

**Government of Karnataka**  
**Directorate of Economics and Statistics**  
**GP Level Average Yield data for Kharif season 2019-20**

S.N	District	Taluk	Insurance Unit (hobli/ GP)	GP/HO BLI	Crop	IRR RF	No_CCE Conducted	Average Yield(Kg/Ha)	Name_Of_Higher_Level	No_cce Conducted_Higher	Higher average Yield(Kg/Ha)	Neighbo uring Yield	Tech based Yield
41	Kodagu	Somawarpet	HAANAGALLU	GP	PADDY	RF	4	4082.11					
42	Kodagu	Somawarpet	HANDLI	GP	PADDY	RF	4	6263.14					
43	Kodagu	Somawarpet	HARADOOR	GP	PADDY	RF	4	4601.40					
44	Kodagu	Somawarpet	HEBBALE	GP	PADDY	RF	4	10262.73					
45	Kodagu	Somawarpet	KAMBIBANE	GP	PADDY	RF	4	5426.80					
46	Kodagu	Somawarpet	KEDAKAL	GP	PADDY	RF	4	4733.57					
47	Kodagu	Somawarpet	KIRAGANDURU	GP	PADDY	RF	4	1931.17					
48	Kodagu	Somawarpet	KODAGARAHALLI	GP	PADDY	RF	4	3573.97					
49	Kodagu	Somawarpet	KODLIPET	GP	PADDY	RF	4	6049.66					
50	Kodagu	Somawarpet	KUDIGE	GP	PADDY	RF	4	4612.83					
51	Kodagu	Somawarpet	KUDUMANGALORE	GP	PADDY	RF	4	3943.70					
52	Kodagu	Somawarpet	MADAPURA	GP	PADDY	RF	4	4558.85					
53	Kodagu	Somawarpet	MULLUSOGE	GP	PADDY	RF	4	4259.70					
54	Kodagu	Somawarpet	NALKUR SIRANGALA	GP	PADDY	RF	4	5827.07					
55	Kodagu	Somawarpet	NANJARAYAPATNA	GP	PADDY	RF	4	4293.41					
56	Kodagu	Somawarpet	NELLIAHUDIKERI	GP	PADDY	RF	4	3332.14					
57	Kodagu	Somawarpet	NERUGALALE	GP	PADDY	RF	4	3405.42					
58	Kodagu	Somawarpet	NIDTHA	GP	PADDY	RF	4	9928.01					
59	Kodagu	Somawarpet	SHANTHALLI	GP	PADDY	RF	4	4474.46					
60	Kodagu	Somawarpet	SHIRANGALA	GP	PADDY	RF	4	5772.39					

**Government of Karnataka**  
**Directorate of Economics and Statistics**  
**GP Level Average Yield data for Kharif season 2019-20**

S.N	District	Taluk	Insurance Unit (hobli/ GP)	GP/HO BLI	Crop	IRR RF	No_CCE Conducted	Average Yield(Kg/Ha)	Name_Of_Higher_Level	No_cce Conducted Higher	Higher average Yield(Kg/Ha)	Neighbouring Yield	Tech-based Yield
61	Kodagu	Somawarpet	SUNTI COPPA	GP	PADDY	RF	4	7963.56					
62	Kodagu	Somawarpet	THOLUR SHETTALLI	GP	PADDY	RF	4	4259.10					
63	Kodagu	Somawarpet	THORENOOR	GP	PADDY	RF	4	3612.33					
64	Kodagu	Somawarpet	VAALNURU THYAGATHURU	GP	PADDY	RF	4	4204.98					
65	Kodagu	Virajpet	AMMATHI	GP	PADDY	RF	4	2026.01					
66	Kodagu	Virajpet	ARJI	GP	PADDY	RF	4	2017.39					
67	Kodagu	Virajpet	ARUVTHOKLU	GP	PADDY	RF	4	3943.69					
68	Kodagu	Virajpet	B.SHETTIGERI	GP	PADDY	RF	4	2591.60					
69	Kodagu	Virajpet	BALELE	GP	PADDY	RF	4	4909.83					
70	Kodagu	Virajpet	BALLYAMANDLOORU	GP	PADDY	RF	4	3504.56					
71	Kodagu	Virajpet	BETOLI	GP	PADDY	RF	4	3014.86					
72	Kodagu	Virajpet	BILUGUNDA	GP	PADDY	RF	4	3086.43					
73	Kodagu	Virajpet	BIRUNANI	GP	PADDY	RF	4	3724.40					
74	Kodagu	Virajpet	BITTANGALA	GP	PADDY	RF	4	3455.42					
75	Kodagu	Virajpet	CHEMBEBELLURU	GP	PADDY	RF	4	4005.46					
76	Kodagu	Virajpet	CHENNAYYANAKOTE	GP	PADDY	RF	4	4609.39					
77	Kodagu	Virajpet	DEVARAPURA	GP	PADDY	RF	4	4018.31					
78	Kodagu	Virajpet	HALUGUNDA	GP	PADDY	RF	4	3519.58					
79	Kodagu	Virajpet	HATHURU	GP	PADDY	RF			Hobli Level	66	3485.30		
80	Kodagu	Virajpet	HOSURU	GP	PADDY	RF	4	3759.65					

**Government of Karnataka**  
**Directorate of Economics and Statistics**  
**GP Level Average Yield data for Kharif season 2019-20**

S.N	District	Taluk	Insurance Unit (hobli/ GP)	GP/HO BLI	Crop	IRR RF	No CCE Conducted	Average Yield(Kg/Ha)	Name Of Higher Level	No cce Conducted Higher	Higher average Yield(Kg/Ha)	Neighboring Yield	Tech. based Yield
81	Kodagu	Virajpet	HUDIKERI	GP	PADDY	RF	4	3516.20					
82	Kodagu	Virajpet	K.BADAGA	GP	PADDY	RF	4	3551.98					
83	Kodagu	Virajpet	KADANOORU	GP	PADDY	RF	4	862.13					
84	Kodagu	Virajpet	KAKOTUPARAMBU	GP	PADDY	RF	4	819.02					
85	Kodagu	Virajpet	KANNANGALA	GP	PADDY	RF	4	4233.06					
86	Kodagu	Virajpet	KANOORU	GP	PADDY	RF	4	3894.49					
87	Kodagu	Virajpet	KARMADU	GP	PADDY	RF	4	2920.44					
88	Kodagu	Virajpet	KEDMULLURU	GP	PADDY	RF	4	3595.08					
89	Kodagu	Virajpet	KIRUGOORU	GP	PADDY	RF	4	2851.50					
90	Kodagu	Virajpet	KUTTA	GP	PADDY	RF	4	3388.17					
91	Kodagu	Virajpet	MALDERE	GP	PADDY	RF			Hobli Level	36	3498.30		
92	Kodagu	Virajpet	MAYAMUDI	GP	PADDY	RF	4	4107.21					
93	Kodagu	Virajpet	NALKERI	GP	PADDY	RF	4	5269.07					
94	Kodagu	Virajpet	NITTOORU	GP	PADDY	RF	4	4892.59					
95	Kodagu	Virajpet	PALIBETTA	GP	PADDY	RF			Hobli Level	36	3498.30		
96	Kodagu	Virajpet	PONNAMPET	GP	PADDY	RF	4	3181.26					
97	Kodagu	Virajpet	PONNAPPASANTHE	GP	PADDY	RF	4	5093.94					
98	Kodagu	Virajpet	SIDDAPURA	GP	PADDY	RF	4	4127.35					
99	Kodagu	Virajpet	SRIMANGALA	GP	PADDY	RF	4	4226.16					
100	Kodagu	Virajpet	T.SHETTIGERI	GP	PADDY	RF	4	3341.54					

Government of Karnataka  
Directorate of Economics and Statistics  
GP Level Average Yield data for Kharif season 2019-20

S.N	District	Taluk	Insurance Unit (hobli/ GP)	GP/HO BLI	Crop	IRR_RF	No_CCE Conducted	Average Yield(Kg/Ha)	Name_Of_Higher_Level	No_cce Conducted_Higher	Higher average Yield(Kg/Ha)	Neighboring Yield	Tech. based Yield
101	Kodagu	Virajpet	THITHIMATHI	GP	PADDY	RF	4	3280.41					

  
Director

Directorate of Economics and Statistics





**Government of Karnataka**  
**Directorate of Economics and Statistics**  
**GP Level Average Yield data for Kharif season 2019-20**

S.N	District	Taluk	Insurance Unit (hobli/ GP)	GP/HO BLI	Crop	IRR RF	No_CCE Conducted	Average Yield(Kg/Ha)	Name_Of Higher Level	No_cce Conducted Higher	Higher average Yield(Kg/Ha)	Neighbo uring Yield	Tech. based Yield
1	Kolar	Bangarpet	ALAMBADI JOTHENAHALLI	GP	RAGI	RF	4	1732.90					
2	Kolar	Bangarpet	BALAMANDE	GP	RAGI	RF	4	1005.88					
3	Kolar	Bangarpet	BETHAMANGALA	GP	RAGI	RF	4	2610.20					
4	Kolar	Bangarpet	BOODIKOTE	GP	RAGI	RF	4	1626.56					
5	Kolar	Bangarpet	CHIKKA ANKANDAHALLI	GP	RAGI	RF	4	2030.57					
6	Kolar	Bangarpet	CHINNAKOTE	GP	RAGI	RF	4	2477.97					
7	Kolar	Bangarpet	DHONIMADAGU	GP	RAGI	RF	4	1757.80					
8	Kolar	Bangarpet	DODDAVALAGAMADI	GP	RAGI	RF	4	1535.13					
9	Kolar	Bangarpet	DODDURUKARAPANAHALLI	GP	RAGI	RF	4	2109.31					
10	Kolar	Bangarpet	GHATTAKAMADENAHALLI	GP	RAGI	RF	4	1010.86					
11	Kolar	Bangarpet	GHATTAMADAMANGALA	GP	RAGI	RF	4	934.92					
12	Kolar	Bangarpet	GULLAHALLI	GP	RAGI	RF	4	1100.49					
13	Kolar	Bangarpet	HULIBELE	GP	RAGI	RF	4	3570.15					
14	Kolar	Bangarpet	HULKURU	GP	RAGI	RF	4	2368.77					
15	Kolar	Bangarpet	HUNKUNDA	GP	RAGI	RF	4	1742.44					
16	Kolar	Bangarpet	IYNORAHOSAHALLI	GP	RAGI	RF	4	2528.48					
17	Kolar	Bangarpet	JAKKARASANAKUPPA	GP	RAGI	RF	4	2191.03					
18	Kolar	Bangarpet	KAMASAMUDRA	GP	RAGI	RF	4	1460.07					
19	Kolar	Bangarpet	KAMMASANDRA	GP	RAGI	RF	4	1349.47					
20	Kolar	Bangarpet	KANGANDLAHALLI	GP	RAGI	RF	4	2688.57					

**Government of Karnataka**  
**Directorate of Economics and Statistics**  
**GP Level Average Yield data for Kharif season 2019-20**

S.N	District	Taluk	Insurance Unit (hobli/ GP)	GP/HO BLI	Crop	IRR RF	No_CCE Conducted	Average Yield(Kg/Ha)	Name_Of Higher Level	No_cce Conducted Higher	Higher average Yield(Kg/Ha)	Neighboring Yield	Tech. based Yield
21	Kolar	Bangarpet	KARAHALLI	GP	RAGI	RF	4	2260.88					
22	Kolar	Bangarpet	KESARANAHALLI	GP	RAGI	RF	4	678.22					
23	Kolar	Bangarpet	KETHAGANAHALLI	GP	RAGI	RF	4	2315.52					
24	Kolar	Bangarpet	KYASAMBALLI	GP	RAGI	RF	4	2294.85					
25	Kolar	Bangarpet	MAGONDI	GP	RAGI	RF	4	888.86					
26	Kolar	Bangarpet	MARIKUPPA	GP	RAGI	RF	4	1660.28					
27	Kolar	Bangarpet	MAVAHALLI	GP	RAGI	RF	4	2349.75					
28	Kolar	Bangarpet	N.G.HULKUR	GP	RAGI	RF	4	638.39					
29	Kolar	Bangarpet	PARANDAHALLI	GP	RAGI	RF	4	1367.15					
30	Kolar	Bangarpet	RAMASAGARA	GP	RAGI	RF	4	1637.92					
31	Kolar	Bangarpet	SOOLIKUNTE	GP	RAGI	RF	4	2757.46					
32	Kolar	Bangarpet	SRINIVASASANDRA	GP	RAGI	RF	4	2090.72					
33	Kolar	Bangarpet	SUNDARAPALYA	GP	RAGI	RF	4	1547.38					
34	Kolar	Bangarpet	T.GOLLAHALLI	GP	RAGI	RF	4	2087.01					
35	Kolar	Bangarpet	THOPPANAHALLI	GP	RAGI	RF	4	2056.85					
36	Kolar	Bangarpet	VENGASANDRA	GP	RAGI	RF	4	455.14					
37	Kolar	Bangarpet	VALESANDRA	GP	RAGI	RF	4	2025.04					
38	Kolar	Kolar	AMMANALLUR	GP	RAGI	RF	4	2151.19					
39	Kolar	Kolar	ARABHIKOTHANUR	GP	RAGI	RF	4	2778.62					
40	Kolar	Kolar	ARAHALLI	GP	RAGI	RF	4	2297.19					

**Government of Karnataka**  
**Directorate of Economics and Statistics**  
**GP Level Average Yield data for Kharif season 2019-20**

S.N	District	Taluk	Insurance Unit (hobli/ GP)	GP/HO BLI	Crop	IRR RF	No_CCE Conducted	Average Yield(Kg/Ha)	Name_Of_Higher_Level	No_cce Conducted_Higher	Higher average Yield(Kg/Ha)	Neighbo uring Yield	Tech. based Yield
41	Kolar	Kolar	BGLIHOSAHALLI	GP	RAGI	RF	4	1668.17					
42	Kolar	Kolar	BELAMARANAHALLI	GP	RAGI	RF	4	1925.45					
43	Kolar	Kolar	BELLUR	GP	RAGI	RF	4	2385.23					
44	Kolar	Kolar	CHANNASANDRA	GP	RAGI	RF	4	2443.88					
45	Kolar	Kolar	CHOWDADENAHALLI	GP	RAGI	RF	4	1668.67					
46	Kolar	Kolar	DODDAHASALA	GP	RAGI	RF	4	1456.54					
47	Kolar	Kolar	HARATI	GP	RAGI	RF	4	2033.36					
48	Kolar	Kolar	HOLUR	GP	RAGI	RF	4	966.04					
49	Kolar	Kolar	HONNENAHALLI	GP	RAGI	RF	4	1939.83					
50	Kolar	Kolar	HUTTUR	GP	RAGI	RF	4	1153.72					
51	Kolar	Kolar	ITHRASANAHALLY	GP	RAGI	RF	4	1971.92					
52	Kolar	Kolar	JANNAGATTA	GP	RAGI	RF	4	1979.39					
53	Kolar	Kolar	KONDARAJANAHALLI	GP	RAGI	RF	4	2773.08					
54	Kolar	Kolar	KURUGAL	GP	RAGI	RF	4	2559.52					
55	Kolar	Kolar	KYALANUR	GP	RAGI	RF	4	1727.30					
56	Kolar	Kolar	MADANAHALLI	GP	RAGI	RF	4	2310.54					
57	Kolar	Kolar	MADDERI	GP	RAGI	RF	4	1184.09					
58	Kolar	Kolar	MANIGATTA	GP	RAGI	RF	4	2904.60					
59	Kolar	Kolar	MARJENAHALLI	GP	RAGI	RF	4	2204.78					
60	Kolar	Kolar	MUDAVADI	GP	RAGI	RF	4	2544.58					

**Government of Karnataka**  
**Directorate of Economics and Statistics**  
**GP Level Average Yield data for Kharif season 2019-20**

S.N	District	Taluk	Insurance Unit (hobli/ GP)	GP/HO BLI	Crop	IRR RF	No_CCE Conducted	Average Yield(Kg/Ha)	Name_Of Higher Level	No_cce Conducted Higher	Higher average Yield(Kg/Ha)	Neighbo uring Yield	Tech based Yield
61	Kolar	Kolar	MUDUVATHI	GP	RAGI	RF	4	1518.78					
62	Kolar	Kolar	NARASAPURA	GP	RAGI	RF	4	2325.47					
63	Kolar	Kolar	SEETHI	GP	RAGI	RF	4	873.92					
64	Kolar	Kolar	SETTIHALLI	GP	RAGI	RF	4	2069.52					
65	Kolar	Kolar	SHAPURU	GP	RAGI	RF	4	2853.31					
66	Kolar	Kolar	SOOLUR	GP	RAGI	RF	4	2086.45					
67	Kolar	Kolar	SUGATUR	GP	RAGI	RF	4	1606.32					
68	Kolar	Kolar	THORADEVANDAHALLI	GP	RAGI	RF	4	2464.36					
69	Kolar	Kolar	THOTLI	GP	RAGI	RF	4	1588.49					
70	Kolar	Kolar	URAGALI	GP	RAGI	RF	4	1500.35					
71	Kolar	Kolar	VADAGURU	GP	RAGI	RF	4	2375.27					
72	Kolar	Kolar	VEMGAL	GP	RAGI	RF	4	1264.27					
73	Kolar	Kolar	VOKKALERI	GP	RAGI	RF	4	3286.54					
74	Kolar	Mallur	ABBENAHALLI	GP	RAGI	RF	4	1754.26					
75	Kolar	Mallur	ARALERI	GP	RAGI	RF	4	1991.99					
76	Kolar	Mallur	BALIGANAHALLI	GP	RAGI	RF	4	1716.07					
77	Kolar	Mallur	BANAHALLI	GP	RAGI	RF	4	1758.42					
78	Kolar	Mallur	CHIKKAKUNTHUR	GP	RAGI	RF	4	1852.41					
79	Kolar	Mallur	CHIKKATHIRUPATHI	GP	RAGI	RF	4	1653.93					
80	Kolar	Mallur	CHOKKANDAHALLI	GP	RAGI	RF	4	2041.64					

**Government of Karnataka**  
**Directorate of Economics and Statistics**  
**GP Level Average Yield data for Kharif season 2019-20**

S.N	District	Taluk	Insurance Unit (hobli/ GP)	GP/HO BLI	Crop	IRR_Rf	No_CCE Conducted	Average Yield(Kg/Ha)	Name_Of Higher Level	No_cce Conducted Higher	Higher average Yield(Kg/Ha)	Neighboring Yield	Tech. based Yield
81	Kolar	Mallur	D.N.DODDI	GP	RAGI	RF	4	2645.27					
82	Kolar	Mallur	DINNEHALLI	GP	RAGI	RF	4	1719.93					
83	Kolar	Mallur	DODDASHIVARA	GP	RAGI	RF	4	2501.60					
84	Kolar	Mallur	HASANDAHALLI	GP	RAGI	RF	4	2205.96					
85	Kolar	Mallur	HULADENAHALLI	GP	RAGI	RF	4	2026.70					
86	Kolar	Mallur	HULIMANGALA HOSAKOTE	GP	RAGI	RF	4	1920.03					
87	Kolar	Mallur	HUNGENAHALLI	GP	RAGI	RF	4	2113.01					
88	Kolar	Mallur	JAYAMANGALA	GP	RAGI	RF	4	2036.10					
89	Kolar	Mallur	K.G.HALLI	GP	RAGI	RF	4	1394.29					
90	Kolar	Mallur	KONDASETTIHALLI	GP	RAGI	RF	4	2368.27					
91	Kolar	Mallur	KUDIYANUR	GP	RAGI	RF	4	2716.24					
92	Kolar	Mallur	LAKKUR	GP	RAGI	RF	4	1922.13					
93	Kolar	Mallur	MASTI	GP	RAGI	RF	4	1827.52					
94	Kolar	Mallur	NOSAGERE	GP	RAGI	RF	4	1411.85					
95	Kolar	Mallur	NUTAVE	GP	RAGI	RF	4	915.75					
96	Kolar	Mallur	RAJENAHALLI	GP	RAGI	RF	4	2515.88					
97	Kolar	Mallur	SANTEHALLI	GP	RAGI	RF	4	2196.01					
98	Kolar	Mallur	SHIVARAPATNA	GP	RAGI	RF	4	3094.82					
99	Kolar	Mallur	TAKEL	GP	RAGI	RF	4	2385.58					
100	Kolar	Mallur	THORNAHALLI	GP	RAGI	RF	4	2478.18					

**Government of Karnataka**  
**Directorate of Economics and Statistics**  
**GP Level Average Yield data for Kharif season 2019-20**

S.N	District	Taluk	Insurance Unit (hobli/ GP)	GP/HO BLI	Crop	IRR RF	No_CCE Conducted	Average Yield(Kg/Ha)	Name_Of_Higher_Level	No_cce Conducted_Higher	Higher average Yield(Kg/Ha)	Neighbo uring Yield	Tech. based Yield
101	Kolar	Mallur	TRUNASI	GP	RAGI	RF	4	2227.72					
102	Kolar	Mulbagal	AAVANI	GP	GROUNDNUT	RF			Hobli Level	40	776.98		
103	Kolar	Mulbagal	AGARA	GP	GROUNDNUT	RF	8	1202.34					
104	Kolar	Mulbagal	ALANGUR	GP	GROUNDNUT	RF	8	911.25					
105	Kolar	Mulbagal	AMBIKALLU	GP	GROUNDNUT	RF	8	816.35					
106	Kolar	Mulbagal	ANGONDAHALLI	GP	GROUNDNUT	RF			Hobli Level	40	776.98		
107	Kolar	Mulbagal	BALLA	GP	GROUNDNUT	RF			Hobli Level	72	779.47		
108	Kolar	Mulbagal	BYRAKUR	GP	GROUNDNUT	RF	8	1443.39					
109	Kolar	Mulbagal	DEVARAYASAMUDRA	GP	GROUNDNUT	RF			Hobli Level	40	776.98		
110	Kolar	Mulbagal	DHULAPPALLI	GP	GROUNDNUT	RF	8	754.62					
111	Kolar	Mulbagal	EMMENATHA	GP	GROUNDNUT	RF	8	609.36					
112	Kolar	Mulbagal	GUDIPALLI	GP	GROUNDNUT	RF	8	1446.89					
113	Kolar	Mulbagal	GUMMAKALLU	GP	GROUNDNUT	RF	8	679.91					
114	Kolar	Mulbagal	H.GOLLAHALLI	GP	GROUNDNUT	RF	8	743.25					
115	Kolar	Mulbagal	HANUMANAHALLI	GP	GROUNDNUT	RF	8	1049.72					
116	Kolar	Mulbagal	HEBBANI	GP	GROUNDNUT	RF	8	1244.53					
117	Kolar	Mulbagal	KAPPALAMADAGU	GP	GROUNDNUT	RF	8	964.79					
118	Kolar	Mulbagal	KURUDAMALE	GP	GROUNDNUT	RF			Hobli Level	72	902.45		
119	Kolar	Mulbagal	MALLANAYAKANAHALLI	GP	GROUNDNUT	RF	8	642.70					
120	Kolar	Mulbagal	MOTHAKAPALLI	GP	GROUNDNUT	RF	8	810.14					

**Government of Karnataka**  
**Directorate of Economics and Statistics**  
**GP Level Average Yield data for Kharif season 2019-20**

S.N	District	Taluk	Insurance Unit (hobli/ GP)	GP/HO BLI	Crop	IRR RF	No_CCE Conducted	Average Yield(Kg/Ha)	Name_Of_Higher_Level	No_cce Conducted_Higher	Higher average Yield(Kg/Ha)	Neighbo uring Yield	Tech. based Yield
121	Kolar	Mulbagal	MUDIGERE	GP	GROUNDNUT	RF	8	766.84					
122	Kolar	Mulbagal	MUDIYANUR	GP	GROUNDNUT	RF			Hobli Level	40	1029.43		
123	Kolar	Mulbagal	MUSHTUR	GP	GROUNDNUT	RF	8	941.82					
124	Kolar	Mulbagal	NANGALI	GP	GROUNDNUT	RF	8	907.69					
125	Kolar	Mulbagal	PICHHAGUNTLAHALLI	GP	GROUNDNUT	RF	8	926.36					
126	Kolar	Mulbagal	RAJENDRAHALLI	GP	GROUNDNUT	RF	8	555.32					
127	Kolar	Mulbagal	SONNAVADI	GP	GROUNDNUT	RF	8	551.54					
128	Kolar	Mulbagal	TAYALUR	GP	GROUNDNUT	RF	8	675.36					
129	Kolar	Mulbagal	THIMMARAVUTANAHALLI	GP	GROUNDNUT	RF	8	1009.08					
130	Kolar	Mulbagal	URUKUNTE MITTUR	GP	GROUNDNUT	RF			Hobli Level	40	776.98		
131	Kolar	Mulbagal	UTHANUR	GP	GROUNDNUT	RF	8	1222.98					
132	Kolar	Mulbagal	AAVANI	GP	RAGI	RF	4	1066.04					
133	Kolar	Mulbagal	AGARA	GP	RAGI	RF	4	1735.29					
134	Kolar	Mulbagal	ALANGUR	GP	RAGI	RF	4	904.80					
135	Kolar	Mulbagal	AMBIKALLU	GP	RAGI	RF	4	1330.30					
136	Kolar	Mulbagal	ANGONDAHALLI	GP	RAGI	RF	4	1472.97					
137	Kolar	Mulbagal	BALLA	GP	RAGI	RF	4	2161.89					
138	Kolar	Mulbagal	BYRAKUR	GP	RAGI	RF	4	1528.74					
139	Kolar	Mulbagal	DEVARAYASAMUDRA	GP	RAGI	RF	4	1970.43					
140	Kolar	Mulbagal	DHULAPPALLI	GP	RAGI	RF	4	1830.00					

**Government of Karnataka**  
**Directorate of Economics and Statistics**  
**GP Level Average Yield data for Kharif season 2019-20**

S.N	District	Taluk	Insurance Unit (hobli/ GP)	GP/HO BLI	Crop	IRR RF	No_CCE Conducted	Average Yield(Kg/Ha)	Name_Of Higher Level	No_ cce Conducted Higher	Higher average Yield(Kg/Ha)	Neighbo uring Yield	Tech. based Yield
141	Kolar	Mulbagal	EMMENATHA	GP	RAGI	RF	4	1459.02					
142	Kolar	Mulbagal	GUDIPALLI	GP	RAGI	RF	4	2959.88					
143	Kolar	Mulbagal	GUMMAKALLU	GP	RAGI	RF			Hobli Level	22	1310.77		
144	Kolar	Mulbagal	H.GOLLAHALLI	GP	RAGI	RF	4	1186.14					
145	Kolar	Mulbagal	HANUMANAHALLI	GP	RAGI	RF	4	1650.10					
146	Kolar	Mulbagal	HEBBANI	GP	RAGI	RF	4	1840.46					
147	Kolar	Mulbagal	KAPPALAMADAGU	GP	RAGI	RF	4	889.76					
148	Kolar	Mulbagal	KURUDAMALE	GP	RAGI	RF	4	1255.97					
149	Kolar	Mulbagal	MALLANAYAKANAHALLI	GP	RAGI	RF	4	753.91					
150	Kolar	Mulbagal	MOTHAKAPALLI	GP	RAGI	RF	4	1245.40					
151	Kolar	Mulbagal	MUDIGERE	GP	RAGI	RF	4	1549.90					
152	Kolar	Mulbagal	MUDIYANUR	GP	RAGI	RF	4	1448.85					
153	Kolar	Mulbagal	MUSHTUR	GP	RAGI	RF	4	1453.79					
154	Kolar	Mulbagal	NANGALI	GP	RAGI	RF	4	1259.24					
155	Kolar	Mulbagal	PICHHAGUNTLAHALLI	GP	RAGI	RF	4	1849.92					
156	Kolar	Mulbagal	RAJENDRAHALLI	GP	RAGI	RF	4	1004.14					
157	Kolar	Mulbagal	SONNAVADI	GP	RAGI	RF	4	2304.81					
158	Kolar	Mulbagal	TAYALUR	GP	RAGI	RF	4	1717.72					
159	Kolar	Mulbagal	THIMMARAVUTANAHAL LI	GP	RAGI	RF	4	1293.70					
160	Kolar	Mulbagal	URUKUNTE MITTUR	GP	RAGI	RF	4	1690.32					



**Government of Karnataka**  
**Directorate of Economics and Statistics**  
**GP Level Average Yield data for Kharif season 2019-20**

S.N	District	Taluk	Insurance Unit (hobli/ GP)	GP/HO BLI	Crop	IRR RF	No_CCE Conducted	Average Yield(Kg/Ha)	Name_Of Higher Level	No_cce Conducted Higher	Higher average Yield(Kg/Ha)	Neighbo uring Yield	Tech based Yield
161	Kolar	Mulbagal	UTHANUR	GP	RAGI	RF	4	1378.61					
162	Kolar	Srinivaspura	ADDAGAL	GP	RAGI	RF			Hobli Level	26	2663.81		
163	Kolar	Srinivaspura	ARIKUNTE	GP	RAGI	RF	4	2110.11					
164	Kolar	Srinivaspura	BYRAGANAHALLI	GP	RAGI	RF	4	2064.73					
165	Kolar	Srinivaspura	CHALDIGANAHALLI	GP	RAGI	RF	4	1750.47					
166	Kolar	Srinivaspura	DALASANUR	GP	RAGI	RF	4	3849.23					
167	Kolar	Srinivaspura	GOWNIPALLI	GP	RAGI	RF	4	3286.54					
168	Kolar	Srinivaspura	HODALI	GP	RAGI	RF	4	3494.71					
169	Kolar	Srinivaspura	J.THIMMASANDRA	GP	RAGI	RF	4	2090.90					
170	Kolar	Srinivaspura	KODIPALLI	GP	RAGI	RF	4	3195.94					
171	Kolar	Srinivaspura	KOLATHUR	GP	RAGI	RF	4	3355.63					
172	Kolar	Srinivaspura	KOORIGEPALLI	GP	RAGI	RF	4	2994.68					
173	Kolar	Srinivaspura	LAKSHMIPUR	GP	RAGI	RF	4	1911.75					
174	Kolar	Srinivaspura	LAKSHMISAGARA	GP	RAGI	RF	4	1679.93					
175	Kolar	Srinivaspura	MASTENAHALLI	GP	RAGI	RF	4	1866.73					
176	Kolar	Srinivaspura	MUDIMADAGU	GP	RAGI	RF	4	2159.90					
177	Kolar	Srinivaspura	MUTHAKAPALLI	GP	RAGI	RF	4	2476.66					
178	Kolar	Srinivaspura	NAMBIHALLI	GP	RAGI	RF	4	2172.73					
179	Kolar	Srinivaspura	NELAVANKI	GP	RAGI	RF	4	1903.25					
180	Kolar	Srinivaspura	PULAGURUKOTA	GP	RAGI	RF	4	2717.76					

**Government of Karnataka**  
**Directorate of Economics and Statistics**  
**GP Level Average Yield data for Kharif season 2019-20**

S.N	District	Taluk	Insurance Unit (hobli/ GP)	GP/HO BLI	Crop	IRR_RF	No_CCE_Conducted	Average Yield(Kg/Ha)	Name_Of_Higher_Level	No_cce_Conducted_Higher	Higher average Yield(Kg/Ha)	Neighboring Yield	Tech. based Yield
181	Kolar	Srinivaspura	RAYLAPADU	GP	RAGI	RF	4	2079.68					
182	Kolar	Srinivaspura	RONUR	GP	RAGI	RF	4	2084.79					
183	Kolar	Srinivaspura	SOMAYAJALAPALLI	GP	RAGI	RF	4	1804.22					
184	Kolar	Srinivaspura	THADIGOL	GP	RAGI	RF	4	2810.37					
185	Kolar	Srinivaspura	YALDUR	GP	RAGI	RF	4	2919.29					
186	Kolar	Srinivaspura	YARRAMVARIPALLI	GP	RAGI	RF	4	2899.24					

  
Director

Directorate of Economics and Statistics

ds

**Government of Karnataka**  
**Directorate of Economics and Statistics**  
**GP Level Average Yield data for Kharif season 2019-20**

S.N	District	Taluk	Insurance Unit (hobli/ GP)	GP/HO BLI	Crop	IRR RF	No_CCE Conducted	Average Yield(Kg/Ha)	Name_Of Higher_Level	No_cce Conducted Higher	Higher average Yield(Kg/Ha)	Neighbo uring Yield	Tech. based Yield
1	Koppal	Gangavathi	AGOLI	GP	PADDY	IRR	4	7356.91					
2	Koppal	Gangavathi	ANEGUNDI	GP	PADDY	IRR	4	7427.24					
3	Koppal	Gangavathi	BARAGUR	GP	PADDY	IRR	4	8661.35					
4	Koppal	Gangavathi	BASAPATNA	GP	PADDY	IRR	4	7423.67					
5	Koppal	Gangavathi	BENNUR	GP	PADDY	IRR	4	7132.67					
6	Koppal	Gangavathi	BEVINAHAL	GP	PADDY	IRR	4	8386.32					
7	Koppal	Gangavathi	BUDUGUMPA	GP	PADDY	IRR	4	5053.18					
8	Koppal	Gangavathi	CHELLUR	GP	PADDY	IRR	4	8169.79					
9	Koppal	Gangavathi	CHIKKA JANTKAL	GP	PADDY	IRR	4	7369.14					
10	Koppal	Gangavathi	CHIKKABENAKAL	GP	PADDY	IRR	4	4701.75					
11	Koppal	Gangavathi	CHIKKADANKANKAL	GP	PADDY	IRR	4	6902.81					
12	Koppal	Gangavathi	DANAPUR	GP	PADDY	IRR	4	8343.89					
13	Koppal	Gangavathi	Gangavathi (ULB)	GP	PADDY	IRR	4	4476.56					
14	Koppal	Gangavathi	GUNDUR	GP	PADDY	IRR	4	7461.25					
15	Koppal	Gangavathi	HANAVAL	GP	PADDY	IRR	4	10449.94					
16	Koppal	Gangavathi	HERUR	GP	PADDY	IRR	4	7666.00					
17	Koppal	Gangavathi	HOSAKERA	GP	PADDY	IRR	4	9331.86					
18	Koppal	Gangavathi	HULIHYDER	GP	PADDY	IRR					6781.00		Y
19	Koppal	Gangavathi	HULKIHAI	GP	PADDY	IRR	4	9001.00					
20	Koppal	Gangavathi	JANGAMAR KALGUDI	GP	PADDY	IRR	4	7072.28					

**Government of Karnataka**  
**Directorate of Economics and Statistics**  
**GP Level Average Yield data for Kharif season 2019-20**

S.N	District	Taluk	Insurance Unit (hobli/ GP)	GP/HO BLI	Crop	IRR_RF	No_CCE Conducted	Average Yield(Kg/Ha)	Name_Of_Higher_Level	No_cce Conducted_Higher	Higher average Yield(Kg/Ha)	Neighboring Yield	Tech. based Yield
21	Koppal	Gangavathi	Kanakagiri(ULB)	GP	PADDY	IRR					3612.00		Y
22	Koppal	Gangavathi	Kartagi(ULB)	GP	PADDY	IRR			Hobli Level	31	7475.53		
23	Koppal	Gangavathi	KESARAHATTI	GP	PADDY	IRR	4	7565.59					
24	Koppal	Gangavathi	MAILAPUR	GP	PADDY	IRR	4	6157.19					
25	Koppal	Gangavathi	MALLAPURA	GP	PADDY	IRR	4	7788.23					
26	Koppal	Gangavathi	MARALI	GP	PADDY	IRR	4	6407.99					
27	Koppal	Gangavathi	MARLANHALLI	GP	PADDY	IRR	4	8001.27					
28	Koppal	Gangavathi	MUSTUR	GP	PADDY	IRR	4	7997.88					
29	Koppal	Gangavathi	NAVALI	GP	PADDY	IRR	4	2706.16					
30	Koppal	Gangavathi	SANAPUR	GP	PADDY	IRR	4	6950.04					
31	Koppal	Gangavathi	SANGAPURA	GP	PADDY	IRR	4	6844.27					
32	Koppal	Gangavathi	SIDDAPUR	GP	PADDY	IRR	4	7198.53					
33	Koppal	Gangavathi	SRIRAMNAGAR	GP	PADDY	IRR	4	8643.89					
34	Koppal	Gangavathi	ULENUR	GP	PADDY	IRR	4	8041.44					
35	Koppal	Gangavathi	VADDARAHATTI	GP	PADDY	IRR	4	6541.85					
36	Koppal	Gangavathi	VENKATAGIRI	GP	PADDY	IRR	4	6998.06					
37	Koppal	Gangavathi	YERADONA	GP	PADDY	IRR	4	8032.70					
38	Koppal	Koppal	AGALKERA	GP	Maize (Makka)	RF	4	1819.69					
39	Koppal	Koppal	ALWANDI	GP	Maize (Makka)	RF	4	1495.09					
40	Koppal	Koppal	BAHADDURBANDI	GP	Maize (Makka)	RF	4	2290.52					

**Government of Karnataka**  
**Directorate of Economics and Statistics**  
**GP Level Average Yield data for Kharif season 2019-20**

S N	District	Taluk	Insurance Unit (hobli/ GP)	GP/HO BLI	Crop	IRR RF	No_CCE Conducted	Average Yield(Kg/Ha)	Name Of Higher Level	No_cce Conducted Higher	Higher average Yield(Kg/Ha)	Neighbo uring Yield	Tech. based Yield
41	Koppal	Koppal	BETAGERI	GP	Maize (Makka)	RF	4	1588.91					
42	Koppal	Koppal	BISARALLI	GP	Maize (Makka)	RF	4	1250.69					
43	Koppal	Koppal	BOCHANAHALLI	GP	Maize (Makka)	RF	4	1012.76					
44	Koppal	Koppal	BUDGUMPA	GP	Maize (Makka)	RF	4	1446.33					
45	Koppal	Koppal	CHIKKABOMMANAL	GP	Maize (Makka)	RF	4	2341.27					
46	Koppal	Koppal	GINIGERA	GP	Maize (Makka)	RF	4	3129.61					
47	Koppal	Koppal	GONDABAL	GP	Maize (Makka)	RF	4	2103.27					
48	Koppal	Koppal	GULADALLI	GP	Maize (Makka)	RF	4	815.38					
49	Koppal	Koppal	HALAGERI	GP	Maize (Makka)	RF	4	1561.93					
50	Koppal	Koppal	HALAVARTHI	GP	Maize (Makka)	RF	4	1635.98					
51	Koppal	Koppal	HASAGAL	GP	Maize (Makka)	RF	4	3097.36					
52	Koppal	Koppal	HATTI	GP	Maize (Makka)	RF	4	1361.14					
53	Koppal	Koppal	HIREBAGANAL	GP	Maize (Makka)	RF	4	1682.56					
54	Koppal	Koppal	HIRESINDOGI	GP	Maize (Makka)	RF	4	1425.11					
55	Koppal	Koppal	HOSALLI	GP	Maize (Makka)	RF					3834.00		Y
56	Koppal	Koppal	INDARGI	GP	Maize (Makka)	RF	4	1710.84					
57	Koppal	Koppal	IRKALGAD	GP	Maize (Makka)	RF	4	1532.48					
58	Koppal	Koppal	KALAKERA	GP	Maize (Makka)	RF	4	1190.90					
59	Koppal	Koppal	KALTAVARGERA	GP	Maize (Makka)	RF	4	2205.14					
60	Koppal	Koppal	KATARKI GUDLANUR	GP	Maize (Makka)	RF	4	882.44					

**Government of Karnataka**  
**Directorate of Economics and Statistics**  
**GP Level Average Yield data for Kharif season 2019-20**

S.N	District	Taluk	Insurance Unit (hobli/ GP)	GP/HO BLI	Crop	IRR RF	No. CCE Conducted	Average Yield(Kg/Ha)	Name Of Higher Level	No. cce Conducted Higher	Higher average Yield(Kg/Ha)	Neighboring Yield	Tech. based Yield
61	Koppal	Koppal	KAVALOOR	GP	Maize (Makka)	RF	4	770.26					
62	Koppal	Koppal	KINNAL	GP	Maize (Makka)	RF	4	1551.91					
63	Koppal	Koppal	KOLUR	GP	Maize (Makka)	RF	4	2064.69					
64	Koppal	Koppal	Koppal (ULB)	GP	Maize (Makka)	RF	4	1476.55					
65	Koppal	Koppal	KUNIKERI	GP	Maize (Makka)	RF	4	2271.42					
66	Koppal	Koppal	LEBAGERI	GP	Maize (Makka)	RF	4	1164.21					
67	Koppal	Koppal	MADINUR	GP	Maize (Makka)	RF	4	1589.74					
68	Koppal	Koppal	MATTUR	GP	Maize (Makka)	RF			Hobli Level	38	1274.39		
69	Koppal	Koppal	OJANAHALLI	GP	Maize (Makka)	RF	4	2775.29					
70	Koppal	Koppal	VANABALLARI	GP	Maize (Makka)	RF	4	1019.62					
71	Koppal	Koppal	ALWANDI	GP	Pearl Millet (Bajra/Bulrush Millet/Spiked)	RF	4	500.80					
72	Koppal	Koppal	BAHADDURBANDI	GP	Pearl Millet (Bajra/Bulrush Millet/Spiked)	RF	4	1015.83					
73	Koppal	Koppal	BETAGERI	GP	Pearl Millet (Bajra/Bulrush Millet/Spiked)	RF	4	719.62					
74	Koppal	Koppal	BISARALLI	GP	Pearl Millet (Bajra/Bulrush Millet/Spiked)	RF	4	670.88					
75	Koppal	Koppal	BOCHANAHALLI	GP	Pearl Millet (Bajra/Bulrush Millet/Spiked)	RF	4	743.48					
76	Koppal	Koppal	BUDGUMPA	GP	Pearl Millet (Bajra/Bulrush Millet/Spiked)	RF	4	442.49					
77	Koppal	Koppal	CHIKKABOMMANAL	GP	Pearl Millet (Bajra/Bulrush Millet/Spiked)	RF	4	1162.93					

**Government of Karnataka**  
**Directorate of Economics and Statistics**  
**GP Level Average Yield data for Kharif season 2019-20**

S.N	District	Taluk	Insurance Unit (hobli/ GP)	GP/HO BLI	Crop	IRR RF	No_CCE Conducted	Average Yield(Kg/Ha)	Name_Of Higher Level	No_cce Conducted Higher	Higher average Yield(Kg/Ha)	Neighbo uring Yield	Tech. based Yield
78	Koppal	Koppal	GINIGERA	GP	Pearl Millet (Bajra/Bulrush Millet/Spiked)	RF	4	1117.79					
79	Koppal	Koppal	GONDABAL	GP	Pearl Millet (Bajra/Bulrush Millet/Spiked)	RF	4	961.49					
80	Koppal	Koppal	GULADALLI	GP	Pearl Millet (Bajra/Bulrush Millet/Spiked)	RF	4	801.27					
81	Koppal	Koppal	HALAGERI	GP	Pearl Millet (Bajra/Bulrush Millet/Spiked)	RF	4	796.75					
82	Koppal	Koppal	HALAVARTHI	GP	Pearl Millet (Bajra/Bulrush Millet/Spiked)	RF	4	674.38					
83	Koppal	Koppal	HASAGAL	GP	Pearl Millet (Bajra/Bulrush Millet/Spiked)	RF	4	454.11					
84	Koppal	Koppal	HATTI	GP	Pearl Millet (Bajra/Bulrush Millet/Spiked)	RF	4	689.64					
85	Koppal	Koppal	HIREBAGANAL	GP	Pearl Millet (Bajra/Bulrush Millet/Spiked)	RF	4	1222.06					
86	Koppal	Koppal	HIRESINDOGI	GP	Pearl Millet (Bajra/Bulrush Millet/Spiked)	RF	4	772.28					
87	Koppal	Koppal	HOSALLI	GP	Pearl Millet (Bajra/Bulrush Millet/Spiked)	RF					2376.00		Y
88	Koppal	Koppal	INDARGI	GP	Pearl Millet (Bajra/Bulrush Millet/Spiked)	RF	4	833.98					
89	Koppal	Koppal	IRKALGAD	GP	Pearl Millet (Bajra/Bulrush Millet/Spiked)	RF	4	552.07					
90	Koppal	Koppal	KALAKERA	GP	Pearl Millet (Bajra/Bulrush Millet/Spiked)	RF	4	948.53					
91	Koppal	Koppal	KALTAVERGERA	GP	Pearl Millet (Bajra/Bulrush Millet/Spiked)	RF	4	1015.78					

**Government of Karnataka**  
**Directorate of Economics and Statistics**  
**GP Level Average Yield data for Kharif season 2019-20**

S.N	District	Taluk	Insurance Unit (hobli/ GP)	GP/HO BLI	Crop	IRR RF	No_CCE Conducted	Average Yield(Kg/Ha)	Name_Of Higher Level	No_cce Conducted Higher	Higher average Yield(Kg/Ha)	Neighboring Yield	Tech based Yield
92	Koppal	Koppal	KATARKI GUDLANUR	GP	Pearl Millet (Bajra/Bulrush Millet/Spiked)	RF	4	604.65					
93	Koppal	Koppal	KAVALOOR	GP	Pearl Millet (Bajra/Bulrush Millet/Spiked)	RF	4	500.18					
94	Koppal	Koppal	KINNAL	GP	Pearl Millet (Bajra/Bulrush Millet/Spiked)	RF	4	1311.32					
95	Koppal	Koppal	KOLUR	GP	Pearl Millet (Bajra/Bulrush Millet/Spiked)	RF	4	2125.29					
96	Koppal	Koppal	Koppal (ULB)	GP	Pearl Millet (Bajra/Bulrush Millet/Spiked)	RF	4	1797.16					
97	Koppal	Koppal	KUNIKERI	GP	Pearl Millet (Bajra/Bulrush Millet/Spiked)	RF	4	1015.47					
98	Koppal	Koppal	LEBAGERI	GP	Pearl Millet (Bajra/Bulrush Millet/Spiked)	RF	4	1339.89					
99	Koppal	Koppal	MADINUR	GP	Pearl Millet (Bajra/Bulrush Millet/Spiked)	RF	4	712.63					
100	Koppal	Koppal	MATTUR	GP	Pearl Millet (Bajra/Bulrush Millet/Spiked)	RF	4	702.21					
101	Koppal	Koppal	MUNIRABAD DAM	GP	Pearl Millet (Bajra/Bulrush Millet/Spiked)	RF					1744.00		Y
102	Koppal	Koppal	OJANAHALLI	GP	Pearl Millet (Bajra/Bulrush Millet/Spiked)	RF	4	1353.48					
103	Koppal	Koppal	SHIVAPUR	GP	Pearl Millet (Bajra/Bulrush Millet/Spiked)	RF	4	1023.39					
104	Koppal	Koppal	VANABALLARI	GP	Pearl Millet (Bajra/Bulrush Millet/Spiked)	RF	4	654.43					
105	Koppal	Kushtagi	ADAVIBHAVI	GP	Maize (Makka)	RF	4	1288.47					



**Government of Karnataka**  
**Directorate of Economics and Statistics**  
**GP Level Average Yield data for Kharif season 2019-20**

S.N	District	Taluk	Insurance Unit (hobli/ GP)	GP/HO BLI	Crop	IRR RF	No_CCE Conducted	Average Yield(Kg/Ha)	Name_Of Higher Level	No_cce Conducted Higher	Higher average Yield(Kg/Ha)	Neighbo uring Yield	Tech. based Yield
106	Koppal	Kushtagi	ANTARATHANA	GP	Maize (Makka)	RF	4	1214.14					
107	Koppal	Kushtagi	BENAKANAHAL	GP	Maize (Makka)	RF	4	1133.33					
108	Koppal	Kushtagi	BIJAKAL	GP	Maize (Makka)	RF	4	1663.24					
109	Koppal	Kushtagi	BILEKAL	GP	Maize (Makka)	RF	4	1435.03					
110	Koppal	Kushtagi	CHALAGERA	GP	Maize (Makka)	RF			Hobli Level	39	1346.69		
111	Koppal	Kushtagi	DOTIHAL	GP	Maize (Makka)	RF	4	2031.92					
112	Koppal	Kushtagi	GUMAGERI	GP	Maize (Makka)	RF	4	1124.84					
113	Koppal	Kushtagi	HABALAKATTI	GP	Maize (Makka)	RF	4	1531.99					
114	Koppal	Kushtagi	HANUMANAL	GP	Maize (Makka)	RF	4	1606.12					
115	Koppal	Kushtagi	HANUMASAGAR	GP	Maize (Makka)	RF	4	1241.03					
116	Koppal	Kushtagi	HIREBANNIGOL	GP	Maize (Makka)	RF	4	1196.38					
117	Koppal	Kushtagi	HIREGONNAGAR	GP	Maize (Makka)	RF	4	1355.66					
118	Koppal	Kushtagi	HIREMANNAPUR	GP	Maize (Makka)	RF	4	1923.30					
119	Koppal	Kushtagi	HIRENANDIHAL	GP	Maize (Makka)	RF	4	1582.30					
120	Koppal	Kushtagi	HULGERA	GP	Maize (Makka)	RF			Hobli Level	39	1346.69		
121	Koppal	Kushtagi	JAGIRGUDADUR	GP	Maize (Makka)	RF	4	1457.23					
122	Koppal	Kushtagi	JUMLAPUR	GP	Maize (Makka)	RF			Hobli Level	56	1237.94		
123	Koppal	Kushtagi	KABBARAGI	GP	Maize (Makka)	RF	4	1362.97					
124	Koppal	Kushtagi	KANDAKUR	GP	Maize (Makka)	RF	4	1770.29					
125	Koppal	Kushtagi	KATAPUR	GP	Maize (Makka)	RF	4	1417.28					

**Government of Karnataka**  
**Directorate of Economics and Statistics**  
**GP Level Average Yield data for Kharif season 2019-20**

S.N	District	Taluk	Insurance Unit (hobli/ GP)	GP/HO BLI	Crop	IRR RF	No_CCE Conducted	Average Yield(Kg/Ha)	Name_Of Higher Level	No_cce Conducted Higher	Higher average Yield(Kg/Ha)	Neighbo uring Yield	Tech. based Yield
126	Koppal	Kushtagi	KESUR	GP	Maize (Makka)	RF	4	1316.96					
127	Koppal	Kushtagi	KILLARAHATTI	GP	Maize (Makka)	RF			Hobli Level	16	1189.40		
128	Koppal	Kushtagi	KORADAKERA	GP	Maize (Makka)	RF	4	1816.25					
129	Koppal	Kushtagi	Kustagi (ULB)	GP	Maize (Makka)	RF	4	1531.82					
130	Koppal	Kushtagi	KYADIGUPPA	GP	Maize (Makka)	RF	4	1466.63					
131	Koppal	Kushtagi	LINGADAHALLI	GP	Maize (Makka)	RF	4	1204.48					
132	Koppal	Kushtagi	MALAGITTI	GP	Maize (Makka)	RF	4	1256.44					
133	Koppal	Kushtagi	MENEDAL	GP	Maize (Makka)	RF	4	1519.81					
134	Koppal	Kushtagi	MUDENOOR	GP	Maize (Makka)	RF			Hobli Level	40	1674.84		
135	Koppal	Kushtagi	NILOGAL	GP	Maize (Makka)	RF	4	1207.35					
136	Koppal	Kushtagi	SANGANAL	GP	Maize (Makka)	RF	4	1179.41					
137	Koppal	Kushtagi	SHIRAGUMPI	GP	Maize (Makka)	RF	4	2344.73					
138	Koppal	Kushtagi	TALAVAGERA	GP	Maize (Makka)	RF	4	1318.93					
139	Koppal	Kushtagi	Tavaregera(ULB)	GP	Maize (Makka)	RF			Hobli Level	16	1189.40		
140	Koppal	Kushtagi	TUGGALADONI	GP	Maize (Makka)	RF	4	1470.55					
141	Koppal	Kushtagi	TUMARIKOPPA	GP	Maize (Makka)	RF	4	1604.21					
142	Koppal	Kushtagi	YARAGERA	GP	Maize (Makka)	RF	4	1187.77					
143	Koppal	Kushtagi	ADAVIBHAVI	GP	Pearl Millet (Bajra/Bulrush Millet/Spiked)	RF	4	476.32					
144	Koppal	Kushtagi	ANTARATHANA	GP	Pearl Millet (Bajra/Bulrush Millet/Spiked)	RF	4	637.57					

**Government of Karnataka**  
**Directorate of Economics and Statistics**  
**GP Level Average Yield data for Kharif season 2019-20**

S.N	District	Taluk	Insurance Unit (hobli/ GP)	GP/HO BLI	Crop	IRR RF	No_CCE Conducted	Average Yield(Kg/Ha)	Name_Of_Higher_Level	No_cce Conducted Higher	Higher average Yield(Kg/Ha)	Neighbo uring Yield	Tech based Yield
145	Koppal	Kushtagi	BENAKANAHAL	GP	Pearl Millet (Bajra/Bulrush Millet/Spiked)	RF	4	663.06					
146	Koppal	Kushtagi	BUAKAL	GP	Pearl Millet (Bajra/Bulrush Millet/Spiked)	RF	4	982.67					
147	Koppal	Kushtagi	BILEKAL	GP	Pearl Millet (Bajra/Bulrush Millet/Spiked)	RF	4	656.07					
148	Koppal	Kushtagi	CHALAGERA	GP	Pearl Millet (Bajra/Bulrush Millet/Spiked)	RF	4	851.46					
149	Koppal	Kushtagi	DOTIHAL	GP	Pearl Millet (Bajra/Bulrush Millet/Spiked)	RF	4	891.49					
150	Koppal	Kushtagi	GUMAGERI	GP	Pearl Millet (Bajra/Bulrush Millet/Spiked)	RF	4	665.70					
151	Koppal	Kushtagi	HABALAKATTI	GP	Pearl Millet (Bajra/Bulrush Millet/Spiked)	RF	4	607.13					
152	Koppal	Kushtagi	HANUMANAL	GP	Pearl Millet (Bajra/Bulrush Millet/Spiked)	RF	4	540.49					
153	Koppal	Kushtagi	HANUMASAGAR	GP	Pearl Millet (Bajra/Bulrush Millet/Spiked)	RF	4	1096.19					
154	Koppal	Kushtagi	HIREBANNIGOL	GP	Pearl Millet (Bajra/Bulrush Millet/Spiked)	RF	4	508.82					
155	Koppal	Kushtagi	HIREGONNAGAR	GP	Pearl Millet (Bajra/Bulrush Millet/Spiked)	RF	4	418.73					
156	Koppal	Kushtagi	HIREMANNAPUR	GP	Pearl Millet (Bajra/Bulrush Millet/Spiked)	RF	4	979.09					
157	Koppal	Kushtagi	HIRENANDIHAL	GP	Pearl Millet (Bajra/Bulrush Millet/Spiked)	RF	4	1003.65					
158	Koppal	Kushtagi	HULGERA	GP	Pearl Millet (Bajra/Bulrush Millet/Spiked)	RF	4	728.05					

**Government of Karnataka**  
**Directorate of Economics and Statistics**  
**GP Level Average Yield data for Kharif season 2019-20**

S.N	District	Taluk	Insurance Unit (hobli/ GP)	GP/HO BLI	Crop	IRR RF	No_CCE Conducted	Average Yield(Kg/Ha)	Name_Of Higher Level	No_cce Conducted Higher	Higher average Yield(Kg/Ha)	Neighboring Yield	Tech. based Yield
159	Koppal	Kushtagi	JAGIRGUDADUR	GP	Pearl Millet (Bajra/Bulrush Millet/Spiked)	RF	4	576.40					
160	Koppal	Kushtagi	JUMLAPUR	GP	Pearl Millet (Bajra/Bulrush Millet/Spiked)	RF	4	848.37					
161	Koppal	Kushtagi	KABBARAGI	GP	Pearl Millet (Bajra/Bulrush Millet/Spiked)	RF	4	734.63					
162	Koppal	Kushtagi	KANDAKUR	GP	Pearl Millet (Bajra/Bulrush Millet/Spiked)	RF	4	769.19					
163	Koppal	Kushtagi	KATAPUR	GP	Pearl Millet (Bajra/Bulrush Millet/Spiked)	RF	4	569.53					
164	Koppal	Kushtagi	KESUR	GP	Pearl Millet (Bajra/Bulrush Millet/Spiked)	RF	4	1256.41					
165	Koppal	Kushtagi	KILLARAHATTI	GP	Pearl Millet (Bajra/Bulrush Millet/Spiked)	RF	4	579.77					
166	Koppal	Kushtagi	KORADAKERA	GP	Pearl Millet (Bajra/Bulrush Millet/Spiked)	RF	4	2104.36					
167	Koppal	Kushtagi	Kustagi (ULB)	GP	Pearl Millet (Bajra/Bulrush Millet/Spiked)	RF	4	779.47					
168	Koppal	Kushtagi	KYADIGUPPA	GP	Pearl Millet (Bajra/Bulrush Millet/Spiked)	RF	4	771.25					
169	Koppal	Kushtagi	LINGADAHALLI	GP	Pearl Millet (Bajra/Bulrush Millet/Spiked)	RF	4	960.28					
170	Koppal	Kushtagi	MALAGITTI	GP	Pearl Millet (Bajra/Bulrush Millet/Spiked)	RF	4	542.14					
171	Koppal	Kushtagi	MENEDAL	GP	Pearl Millet (Bajra/Bulrush Millet/Spiked)	RF	4	748.62					
172	Koppal	Kushtagi	MUDENOOR	GP	Pearl Millet (Bajra/Bulrush Millet/Spiked)	RF	4	927.55					

**Government of Karnataka**  
**Directorate of Economics and Statistics**  
**GP Level Average Yield data for Kharif season 2019-20**

S.N	District	Taluk	Insurance Unit (hobli/ GP)	GP/HO BLI	Crop	IRR RF	No_CCE Conducted	Average Yield(Kg/Ha)	Name_Of Higher Level	No_cce Conducted Higher	Higher average Yield(Kg/Ha)	Neighboring Yield	Tech. based Yield
173	Koppal	Kushtagi	NILOGAL	GP	Pearl Millet (Bajra/Bulrush Millet/Spiked)	RF	4	701.32					
174	Koppal	Kushtagi	SANGANAL	GP	Pearl Millet (Bajra/Bulrush Millet/Spiked)	RF	4	594.51					
175	Koppal	Kushtagi	SHIRAGUMPI	GP	Pearl Millet (Bajra/Bulrush Millet/Spiked)	RF	4	1295.69					
176	Koppal	Kushtagi	TALAVAGERA	GP	Pearl Millet (Bajra/Bulrush Millet/Spiked)	RF	4	668.41					
177	Koppal	Kushtagi	Tavaregera(ULB)	GP	Pearl Millet (Bajra/Bulrush Millet/Spiked)	RF			Hobli Level	20	695.35		
178	Koppal	Kushtagi	TUGGALADONI	GP	Pearl Millet (Bajra/Bulrush Millet/Spiked)	RF	4	607.13					
179	Koppal	Kushtagi	TUMARIKOPPA	GP	Pearl Millet (Bajra/Bulrush Millet/Spiked)	RF	4	974.85					
180	Koppal	Kushtagi	YARAGERA	GP	Pearl Millet (Bajra/Bulrush Millet/Spiked)	RF	4	754.79					
181	Koppal	Yelburga	BALIGERI	GP	Green Gram (Moong Bean/ Moong)	RF	4	285.43					
182	Koppal	Yelburga	BALLUTAGI	GP	Green Gram (Moong Bean/ Moong)	RF	4	147.93					
183	Koppal	Yelburga	BANDI	GP	Green Gram (Moong Bean/ Moong)	RF			Hobli Level	40	180.41		
184	Koppal	Yelburga	BANNIKOPPA	GP	Green Gram (Moong Bean/ Moong)	RF	4	108.77					
185	Koppal	Yelburga	BENAKAL	GP	Green Gram (Moong Bean/ Moong)	RF	4	93.15					
186	Koppal	Yelburga	BEVOOR	GP	Green Gram (Moong Bean/ Moong)	RF			Hobli Level	47	196.07		

**Government of Karnataka**  
**Directorate of Economics and Statistics**  
**GP Level Average Yield data for Kharif season 2019-20**

S.N	District	Taluk	Insurance Unit (hobli/ GP)	GP/HO BLI	Crop	IRR RF	No_CCE Conducted	Average Yield(Kg/Ha)	Name_Of Higher Level	No_cce Conducted Higher	Higher average Yield(Kg/Ha)	Neighboring Yield	Tech based Yield
187	Koppal	Yelburga	BHANAPUR	GP	Green Gram (Moong Bean/ Moong)	RF	4	244.74					
188	Koppal	Yelburga	CHIKKAMYAGERI	GP	Green Gram (Moong Bean/ Moong)	RF	4	179.55					
189	Koppal	Yelburga	GANADAL	GP	Green Gram (Moong Bean/ Moong)	RF	4	157.23					
190	Koppal	Yelburga	GEDDIGERI	GP	Green Gram (Moong Bean/ Moong)	RF	4	206.54					
191	Koppal	Yelburga	GUNNAL	GP	Green Gram (Moong Bean/ Moong)	RF	4	202.50					
192	Koppal	Yelburga	HIREARALIHALLI	GP	Green Gram (Moong Bean/ Moong)	RF	4	99.84					
193	Koppal	Yelburga	HIREBIDANAL	GP	Green Gram (Moong Bean/ Moong)	RF	4	223.72					
194	Koppal	Yelburga	HIREMYAGERI	GP	Green Gram (Moong Bean/ Moong)	RF	4	156.41					
195	Koppal	Yelburga	HIREVANKALAKUNTA	GP	Green Gram (Moong Bean/ Moong)	RF	4	221.32					
196	Koppal	Yelburga	ITAGI	GP	Green Gram (Moong Bean/ Moong)	RF	4	273.86					
197	Koppal	Yelburga	KALLUR	GP	Green Gram (Moong Bean/ Moong)	RF	4	144.26					
198	Koppal	Yelburga	KARMUDI	GP	Green Gram (Moong Bean/ Moong)	RF	4	147.54					
199	Koppal	Yelburga	KUDARIMOTHI	GP	Green Gram (Moong Bean/ Moong)	RF	4	193.25					
200	Koppal	Yelburga	Kukanura(ULB)	GP	Green Gram (Moong Bean/ Moong)	RF	4	150.24					

**Government of Karnataka**  
**Directorate of Economics and Statistics**  
**GP Level Average Yield data for Kharif season 2019-20**

S.N	District	Taluk	Insurance Unit (hobli/ GP)	GP/HO BLI	Crop	IRR RF	No_CCE Conducted	Average Yield(Kg/Ha)	Name Of Higher Level	No_cce Conducted Higher	Higher average Yield(Kg/Ha)	Neighboring Yield	Tech. based Yield
201	Koppal	Yelburga	MANDALAGERI	GP	Green Gram (Moong Bean/ Moong)	RF	4	131.92					
202	Koppal	Yelburga	MANGALORE	GP	Green Gram (Moong Bean/ Moong)	RF	4	223.72					
203	Koppal	Yelburga	MASABAHANCHINAL	GP	Green Gram (Moong Bean/ Moong)	RF	4	147.93					
204	Koppal	Yelburga	MATALADINNI	GP	Green Gram (Moong Bean/ Moong)	RF	4	320.62					
205	Koppal	Yelburga	MUDHOL	GP	Green Gram (Moong Bean/ Moong)	RF	4	189.86					
206	Koppal	Yelburga	MURADI	GP	Green Gram (Moong Bean/ Moong)	RF			Hobli Level	87	192.93		
207	Koppal	Yelburga	NELZERI	GP	Green Gram (Moong Bean/ Moong)	RF			Hobli Level	47	190.03		
208	Koppal	Yelburga	RAJOOR	GP	Green Gram (Moong Bean/ Moong)	RF	4	336.86					
209	Koppal	Yelburga	SANGANAHAL	GP	Green Gram (Moong Bean/ Moong)	RF	4	142.33					
210	Koppal	Yelburga	SANKANOORU	GP	Green Gram (Moong Bean/ Moong)	RF	4	344.06					
211	Koppal	Yelburga	SHIRUR	GP	Green Gram (Moong Bean/ Moong)	RF	4	124.78					
212	Koppal	Yelburga	TALAKAL	GP	Green Gram (Moong Bean/ Moong)	RF			Hobli Level	42	180.91		
213	Koppal	Yelburga	TALAKERI	GP	Green Gram (Moong Bean/ Moong)	RF	4	283.50					
214	Koppal	Yelburga	TUMMARAGUDDHI	GP	Green Gram (Moong Bean/ Moong)	RF			Hobli Level	40	180.41		

**Government of Karnataka**  
**Directorate of Economics and Statistics**  
**GP Level Average Yield data for Kharif season 2019-20**

S.N	District	Taluk	Insurance Unit (hobli/ GP)	GP/HO BLI	Crop	IRR RF	No_CCE Conducted	Average Yield(Kg/Ha)	Name_Of_Higher_Level	No_cce Conducted_Higher	Higher average Yield(Kg/Ha)	Neighboring Yield	Tech. based Yield
215	Koppal	Yelburga	VAJRABANDI	GP	Green Gram (Moong Bean/ Moong)	RF			Hobli Level	40	180.41		
216	Koppal	Yelburga	VANAGERI	GP	Green Gram (Moong Bean/ Moong)	RF			Hobli Level	23	177.96		
217	Koppal	Yelburga	Yalburga (ULB)	GP	Green Gram (Moong Bean/ Moong)	RF	4	197.49					
218	Koppal	Yelburga	YARIHANCHINAL	GP	Green Gram (Moong Bean/ Moong)	RF	4	116.49					
219	Koppal	Yelburga	BALIGERI	GP	Maize (Makka)	RF	4	1260.09					
220	Koppal	Yelburga	BALLUTAGI	GP	Maize (Makka)	RF	4	750.68					
221	Koppal	Yelburga	BANDI	GP	Maize (Makka)	RF	4	851.09					
222	Koppal	Yelburga	BANNIKOPPA	GP	Maize (Makka)	RF			Hobli Level	39	1070.84		
223	Koppal	Yelburga	BENAKAL	GP	Maize (Makka)	RF	4	818.57					
224	Koppal	Yelburga	BEVOOR	GP	Maize (Makka)	RF			Hobli Level	50	1488.09		
225	Koppal	Yelburga	BHANAPUR	GP	Maize (Makka)	RF	4	1690.96					
226	Koppal	Yelburga	BHUDURA	GP	Maize (Makka)	RF			Hobli Level	23	1794.75		
227	Koppal	Yelburga	CHIKKAMYAGERI	GP	Maize (Makka)	RF	4	584.18					
228	Koppal	Yelburga	GANADAL	GP	Maize (Makka)	RF	4	1630.60					
229	Koppal	Yelburga	GEDDIGERI	GP	Maize (Makka)	RF	4	1662.72					
230	Koppal	Yelburga	GUNNAL	GP	Maize (Makka)	RF			Hobli Level	23	1794.75		
231	Koppal	Yelburga	HIREARALIHALLI	GP	Maize (Makka)	RF			Hobli Level	23	1794.75		
232	Koppal	Yelburga	HIREBIDANAL	GP	Maize (Makka)	RF	4	1416.93					

57



**Government of Karnataka**  
**Directorate of Economics and Statistics**  
**GP Level Average Yield data for Kharif season 2019-20**

S.N	District	Taluk	Insurance Unit (hobli/ GP)	GP/HO BLI	Crop	IRR- RF	No_CCE Conducted	Average Yield(Kg/Ha)	Name Of Higher Level	No cce Conducted Higher	Higher average Yield(Kg/Ha)	Neighboring Yield	Tech-based Yield
233	Koppal	Yelburga	HIREMYAGERI	GP	Maize (Makka)	RF	4	781.30					
234	Koppal	Yelburga	HIREVANKALAKUNTA	GP	Maize (Makka)	RF	4	927.07					
235	Koppal	Yelburga	ITAGI	GP	Maize (Makka)	RF	4	1097.86					
236	Koppal	Yelburga	KALLUR	GP	Maize (Makka)	RF	4	863.28					
237	Koppal	Yelburga	KARMUDI	GP	Maize (Makka)	RF	4	944.68					
238	Koppal	Yelburga	KUDARIMOTHI	GP	Maize (Makka)	RF	4	694.78					
239	Koppal	Yelburga	Kukanura(ULB)	GP	Maize (Makka)	RF	4	1375.46					
240	Koppal	Yelburga	MANDALAGERI	GP	Maize (Makka)	RF	4	1510.79					
241	Koppal	Yelburga	MANGALORE	GP	Maize (Makka)	RF	4	682.01					
242	Koppal	Yelburga	MASABAHANCHINAL	GP	Maize (Makka)	RF	4	503.41					
243	Koppal	Yelburga	MATALADINNI	GP	Maize (Makka)	RF	4	2022.78					
244	Koppal	Yelburga	MUDHOL	GP	Maize (Makka)	RF	4	3772.19					
245	Koppal	Yelburga	MURADI	GP	Maize (Makka)	RF	4	1836.09					
246	Koppal	Yelburga	NELZERI	GP	Maize (Makka)	RF	4	590.53					
247	Koppal	Yelburga	RAJOOR	GP	Maize (Makka)	RF	4	790.85					
248	Koppal	Yelburga	SANGANAHAL	GP	Maize (Makka)	RF	4	1829.30					
249	Koppal	Yelburga	SANKANOORU	GP	Maize (Makka)	RF	4	1497.40					
250	Koppal	Yelburga	SHIRUR	GP	Maize (Makka)	RF			Hobli Level	27	1181.44		
251	Koppal	Yelburga	TALAKAL	GP	Maize (Makka)	RF	4	868.18					
252	Koppal	Yelburga	TALAKERI	GP	Maize (Makka)	RF			Hobli Level	23	1794.75		

**Government of Karnataka**  
**Directorate of Economics and Statistics**  
**GP Level Average Yield data for Kharif season 2019-20**

S.N	District	Taluk	Insurance Unit (hobli/ GP)	GP/HO BLI	Crop	IRR_Rf	No_CCE Conducted	Average Yield(Kg/Ha)	Name_Of_Higher_Level	No_cce Conducted_Higher	Higher average Yield(Kg/Ha)	Neighbo uring Yield	Tech. based Yield
253	Koppal	Yelburga	TUMMARAGUDDHI	GP	Maize (Makka)	RF	4	716.21					
254	Koppal	Yelburga	VAJRABANDI	GP	Maize (Makka)	RF	4	1802.15					
255	Koppal	Yelburga	VANAGERI	GP	Maize (Makka)	RF	4	1779.17					
256	Koppal	Yelburga	Yalburga (ULB)	GP	Maize (Makka)	RF	4	1033.71					
257	Koppal	Yelburga	YARIHANCHINAL	GP	Maize (Makka)	RF			Hobli Level	39	1070.84		

  
Director

Directorate of Economics and Statistics

**Government of Karnataka**  
**Directorate of Economics and Statistics**  
**GP Level Average Yield data for Kharif season 2019-20**

S.N	District	Taluk	Insurance Unit (hobli/ GP)	GP/HO BLI	Crop	IRR RF	No_CCE Conducted	Average Yield(Kg/Ha)	Name Of Higher Level	No_cce Conducted Higher	Higher average Yield(Kg/Ha)	Neighboring Yield	Tech. based Yield
1	Mandya	K.R.Pet	AGHALAYA	GP	PADDY	IRR			Hobli Level	10	3717.39		
2	Mandya	K.R.Pet	AGRAHARA BACHAHALLI	GP	PADDY	IRR	4	2762.52					
3	Mandya	K.R.Pet	AKKIHEBBAL	GP	PADDY	IRR	4	3625.09					
4	Mandya	K.R.Pet	ALAMBADIKAVALU	GP	PADDY	IRR	4	3264.46					
5	Mandya	K.R.Pet	ANEGOLA	GP	PADDY	IRR	4	3832.19					
6	Mandya	K.R.Pet	BALLEKERE	GP	PADDY	IRR	4	2935.28					
7	Mandya	K.R.Pet	BALLENAHALLY	GP	PADDY	IRR	4	4849.93					
8	Mandya	K.R.Pet	BANDIHOLE	GP	PADDY	IRR	4	3449.48					
9	Mandya	K.R.Pet	BARATHIPURACROSS	GP	PADDY	IRR	4	4200.55					
10	Mandya	K.R.Pet	BEERUVALLI	GP	PADDY	IRR	4	3776.21					
11	Mandya	K.R.Pet	BUKINKERE	GP	PADDY	IRR	4	3220.76					
12	Mandya	K.R.Pet	CHOWDENAHALLY	GP	PADDY	IRR	4	3056.58					
13	Mandya	K.R.Pet	DABBEGATTA	GP	PADDY	IRR	4	2929.97					
14	Mandya	K.R.Pet	GANGIGERE	GP	PADDY	IRR	4	3339.20					
15	Mandya	K.R.Pet	HARALAHALLY	GP	PADDY	IRR	4	3842.37					
16	Mandya	K.R.Pet	HARIHARAPURA	GP	PADDY	IRR	4	3135.00					
17	Mandya	K.R.Pet	HIREKALALE	GP	PADDY	IRR	4	3030.44					
18	Mandya	K.R.Pet	ICHANAHALLY	GP	PADDY	IRR	4	3005.94					
19	Mandya	K.R.Pet	IKANAHALLI	GP	PADDY	IRR			Hobli Level	26	3141.78		
20	Mandya	K.R.Pet	KIKKERI	GP	PADDY	IRR	4	3445.80					

**Government of Karnataka**  
**Directorate of Economics and Statistics**  
**GP Level Average Yield data for Kharif season 2019-20**

S.N	District	Taluk	Insurance Unit (hobli/ GP)	GP/HO BLI	Crop	IRR RF	No_CCE Conducted	Average Yield(Kg/Ha)	Name_Of_Higher_Level	No_cce Conducted Higher	Higher average Yield(Kg/Ha)	Neighbo uring Yield	Tech- based Yield
21	Mandya	K.R.Pet	KR Pete (ULB)	GP	PADDY	IRR	4	3467.85					
22	Mandya	K.R.Pet	LAKSHMIPURA	GP	PADDY	IRR	4	2409.24					
23	Mandya	K.R.Pet	MADAPURA	GP	PADDY	IRR	4	2145.40					
24	Mandya	K.R.Pet	MADUVINKODI	GP	PADDY	IRR	4	3414.35					
25	Mandya	K.R.Pet	MAKAVALLY	GP	PADDY	IRR	4	4059.65					
26	Mandya	K.R.Pet	MANDAGERE	GP	PADDY	IRR	4	5351.05					
27	Mandya	K.R.Pet	MURUKANHALLY	GP	PADDY	IRR	4	3491.95					
28	Mandya	K.R.Pet	RANGANATHAPURACROSS	GP	PADDY	IRR			Hobli Level	10	3717.39		
29	Mandya	K.R.Pet	SANTEBACHAHALLY	GP	PADDY	IRR			Hobli Level	10	3717.39		
30	Mandya	K.R.Pet	SARANGI	GP	PADDY	IRR	4	3579.35					
31	Mandya	K.R.Pet	SHELANERE	GP	PADDY	IRR	4	5031.67					
32	Mandya	K.R.Pet	SINDAGATTA	GP	PADDY	IRR	4	3593.00					
33	Mandya	K.R.Pet	SOMANHALLY	GP	PADDY	IRR	4	4537.49					
34	Mandya	K.R.Pet	TENDEKERE	GP	PADDY	IRR	4	4035.14					
35	Mandya	K.R.Pet	VITALPURA	GP	PADDY	IRR	4	3845.23					
36	Mandya	Maddur	ABALAVADI	GP	PADDY	IRR	4	5663.49					
37	Mandya	Maddur	ALUR	GP	PADDY	IRR	4	3517.68					
38	Mandya	Maddur	ANNUR	GP	PADDY	IRR	4	5112.98					
39	Mandya	Maddur	ATAGUR	GP	PADDY	IRR	4	4885.88					
40	Mandya	Maddur	BEKKALALE	GP	PADDY	IRR	4	3890.56					

**Government of Karnataka**  
**Directorate of Economics and Statistics**  
**GP Level Average Yield data for Kharif season 2019-20**

S.N	District	Taluk	Insurance Unit (hobli/ GP)	GP/HO BLI	Crop	IRR RE	No_CCE Conducted	Average Yield(Kg/Ha)	Name_Of Higher Level	No_cce Conducted Higher	Higher average Yield(Kg/Ha)	Neighboring Yield	Tech-based Yield
41	Mandya	Maddur	BESAGARAHALLI	GP	PADDY	IRR					5609.17	Y	
42	Mandya	Maddur	BHARATHINAGARA	GP	PADDY	IRR	4	6697.13					
43	Mandya	Maddur	BIDARAHALLI	GP	PADDY	IRR	4	7644.71					
44	Mandya	Maddur	BIDARAKOTE	GP	PADDY	IRR	4	5710.13					
45	Mandya	Maddur	CHAMANAHALLI	GP	PADDY	IRR	4	3997.98					
46	Mandya	Maddur	CHIKKARASINAKERE	GP	PADDY	IRR	4	4432.00					
47	Mandya	Maddur	D.A.KERE	GP	PADDY	IRR	4	4192.79					
48	Mandya	Maddur	GEJALAGERE	GP	PADDY	IRR	4	6303.93					
49	Mandya	Maddur	GORAVANAHALLI	GP	PADDY	IRR			Hobli Level	16	5153.48		
50	Mandya	Maddur	HEMMANAHALLI	GP	PADDY	IRR	4	3014.92					
51	Mandya	Maddur	HOOTHAGERE	GP	PADDY	IRR	4	4197.69					
52	Mandya	Maddur	HOSAGAVI	GP	PADDY	IRR	4	6779.69					
53	Mandya	Maddur	HOSAKERE	GP	PADDY	IRR	4	9434.99					
54	Mandya	Maddur	K.BELLUR	GP	PADDY	IRR	4	5358.41					
55	Mandya	Maddur	K.HONNALAGERE	GP	PADDY	IRR			Hobli Level	16	5153.48		
56	Mandya	Maddur	K.SHETTIHALLI	GP	PADDY	IRR			Hobli Level	30	5810.63		
57	Mandya	Maddur	KADUKOTHANAHALLI	GP	PADDY	IRR	4	5109.19					
58	Mandya	Maddur	KESTHUR	GP	PADDY	IRR	4	5127.24					
59	Mandya	Maddur	KOOLAGERE	GP	PADDY	IRR	4	2593.44					
60	Mandya	Maddur	KOPPA	GP	PADDY	IRR	4	6533.01					

**Government of Karnataka**  
**Directorate of Economics and Statistics**  
**GP Level Average Yield data for Kharif season 2019-20**

S.N	District	Taluk	Insurance Unit (hobli/ GP)	GP/HO BLI	Crop	IRR- RF	No_CCE Conducted	Average Yield(Kg/Ha)	Name_Of_Higher_Level	No_cce Conducted_Higher	Higher average Yield(Kg/Ha)	Neighboring Yield	Tech-based Yield
61	Mandya	Maddur	KOWDLEY	GP	PADDY	IRR	4	6351.95					
62	Mandya	Maddur	KYATHAGHATTA	GP	PADDY	IRR	4	4549.74					
63	Mandya	Maddur	MADARAHALLI	GP	PADDY	IRR	4	7305.73					
64	Mandya	Maddur	Maddur (ULB)	GP	PADDY	IRR	4	3757.42					
65	Mandya	Maddur	MALLANAKUPPE	GP	PADDY	IRR	4	4756.81					
66	Mandya	Maddur	MARALIGA	GP	PADDY	IRR	4	5782.34					
67	Mandya	Maddur	MENASAGERE	GP	PADDY	IRR			Hobli Level	18	5519.88		
68	Mandya	Maddur	NAGARAKERE	GP	PADDY	IRR	4	5398.02					
69	Mandya	Maddur	NILAVAGILU	GP	PADDY	IRR	4	4569.35					
70	Mandya	Maddur	S.I.HONNALAGERE	GP	PADDY	IRR	4	4058.56					
71	Mandya	Maddur	SADOLALU	GP	PADDY	IRR			Hobli Level	36	5033.98		
72	Mandya	Maddur	SOMANAHALLI	GP	PADDY	IRR	4	5252.63					
73	Mandya	Maddur	T.B.HALLI	GP	PADDY	IRR			Hobli Level	18	5519.88		
74	Mandya	Maddur	THAGGAHALLI	GP	PADDY	IRR	4	4866.10					
75	Mandya	Maddur	VALAGEREHALLI	GP	PADDY	IRR	4	5920.45					
76	Mandya	Maddur	YADAGANAHALLI	GP	PADDY	IRR	4	5889.20					
77	Mandya	Malavalli	B.G.PURA	GP	Maize (Makka)	RF	4	2044.45					
78	Mandya	Malavalli	BANDURU	GP	Maize (Makka)	RF	4	4436.18					
79	Mandya	Malavalli	BELAKAVADI	GP	Maize (Makka)	RF	4	4283.69					
80	Mandya	Malavalli	BENDARAVADI	GP	Maize (Makka)	RF	4	4199.87					

**Government of Karnataka**  
**Directorate of Economics and Statistics**  
**GP Level Average Yield data for Kharif season 2019-20**

S.N	District	Taluk	Insurance Unit (hobli/ GP)	GP/HO BLI	Crop	IRR RF	No_CCE Conducted	Average Yield(Kg/Ha)	Name_Of_Higher_Level	No_cce Conducted Higher	Higher average Yield(Kg/Ha)	Neighbo uring Yield	Tech. based Yield
81	Mandya	Malavalli	BYADARAHALLI	GP	Maize (Makka)	RF	4	3775.06					
82	Mandya	Malavalli	CHIKKAMULAGUDU	GP	Maize (Makka)	RF	4	3521.58					
83	Mandya	Malavalli	CHOTTANAHALLI	GP	Maize (Makka)	RF	4	4001.96					
84	Mandya	Malavalli	D.HALASAHALLI	GP	Maize (Makka)	RF					2597.00		Y
85	Mandya	Malavalli	D.K.HALLI	GP	Maize (Makka)	RF	4	2070.56					
86	Mandya	Malavalli	DHANAGUR	GP	Maize (Makka)	RF	4	4451.06					
87	Mandya	Malavalli	HADLI	GP	Maize (Makka)	RF			Hobli Level	24	2469.61		
88	Mandya	Malavalli	HITTANAHALLI	GP	Maize (Makka)	RF	4	1806.85					
89	Mandya	Malavalli	HOSAHALLI	GP	Maize (Makka)	RF	4	2896.70					
90	Mandya	Malavalli	HUSKURU	GP	Maize (Makka)	RF					1784.00		Y
91	Mandya	Malavalli	KAGGALIPURA	GP	Maize (Makka)	RF	4	1644.18					
92	Mandya	Malavalli	KALKUNI	GP	Maize (Makka)	RF	4	4041.38					
93	Mandya	Malavalli	KANDEGALA	GP	Maize (Makka)	RF			Hobli Level	16	4068.82		
94	Mandya	Malavalli	KIRUGAVALU	GP	Maize (Makka)	RF	4	2898.27					
95	Mandya	Malavalli	KUNDURU	GP	Maize (Makka)	RF	4	3767.75					
96	Mandya	Malavalli	KYATHANAHALLI	GP	Maize (Makka)	RF	4	4672.21					
97	Mandya	Malavalli	LINGAPATTANA	GP	Maize (Makka)	RF			Hobli Level	14	3149.90		
98	Mandya	Malavalli	Malavalli (ULB)	GP	Maize (Makka)	RF	4	3193.32					
99	Mandya	Malavalli	MAREHALLI	GP	Maize (Makka)	RF	4	3586.80					
100	Mandya	Malavalli	MIKKERE	GP	Maize (Makka)	RF	4	2801.66					

**Government of Karnataka**  
**Directorate of Economics and Statistics**  
**GP Level Average Yield data for Kharif season 2019-20**

S.N	District	Taluk	Insurance Unit (hobli/ GP)	GP/HO BLI	Crop	IRR RF	No_CCE Conducted	Average Yield(Kg/Ha)	Name_Of_Higher_Level	No_cce Conducted Higher	Higher average Yield(Kg/Ha)	Neighbo uring Yield	Tech based Yield
101	Mandya	Malavalli	NELAMAKANAHALLI	GP	Maize (Makka)	RF			Hobli Level	16	4068.82		
102	Mandya	Malavalli	NIDAGATTA	GP	Maize (Makka)	RF	4	4817.75					
103	Mandya	Malavalli	NITTURU	GP	Maize (Makka)	RF	4	3419.17					
104	Mandya	Malavalli	PANDITHAHALLI	GP	Maize (Makka)	RF	4	3895.69					
105	Mandya	Malavalli	RAGIBOMMANAHALLI	GP	Maize (Makka)	RF			Hobli Level	24	3945.67		
106	Mandya	Malavalli	SARAGURU	GP	Maize (Makka)	RF	4	3880.02					
107	Mandya	Malavalli	SHETTAHALLI	GP	Maize (Makka)	RF	4	3430.40					
108	Mandya	Malavalli	SUJJALURU	GP	Maize (Makka)	RF	4	3011.59					
109	Mandya	Malavalli	TALAGAVADI	GP	Maize (Makka)	RF	4	3715.53					
110	Mandya	Malavalli	YATHAMBADI	GP	Maize (Makka)	RF					2734.00		Y
111	Mandya	Malavalli	AGASANAPURA	GP	PADDY	IRR	4	5573.54					
112	Mandya	Malavalli	B.G.PURA	GP	PADDY	IRR	4	5321.65					
113	Mandya	Malavalli	BANDURU	GP	PADDY	IRR	4	3986.13					
114	Mandya	Malavalli	BELAKAVADI	GP	PADDY	IRR	4	3563.83					
115	Mandya	Malavalli	BENDARAVADI	GP	PADDY	IRR	4	2736.38					
116	Mandya	Malavalli	BYADARAHALLI	GP	PADDY	IRR	4	5577.32					
117	Mandya	Malavalli	CHIKKAMULAGUDU	GP	PADDY	IRR	4	5058.93					
118	Mandya	Malavalli	CHOTTANAHALLI	GP	PADDY	IRR	4	6653.08					
119	Mandya	Malavalli	D.HALASAHALLI	GP	PADDY	IRR	4	4684.29					
120	Mandya	Malavalli	DHANAGUR	GP	PADDY	IRR	4	1734.13					



**Government of Karnataka**  
**Directorate of Economics and Statistics**  
**GP Level Average Yield data for Kharif season 2019-20**

S.N	District	Taluk	Insurance Unit (hobli/ GP)	GP/HO BLI	Crop	IRR RF	No_CCE Conducted	Average Yield(Kg/Ha)	Name_Of_Higher_Level	No_cce Conducted Higher	Higher average Yield(Kg/Ha)	Neighbo uring Yield	Tech. based Yield
121	Mandya	Malavalli	DUGGANAHALLI	GP	PADDY	IRR	4	958.14					
122	Mandya	Malavalli	HADLI	GP	PADDY	IRR	4	3069.02					
123	Mandya	Malavalli	HITTANAHALLI	GP	PADDY	IRR			Hobli Level	27	4369.62		
124	Mandya	Malavalli	HOSAHALLI	GP	PADDY	IRR	4	6371.28					
125	Mandya	Malavalli	HUSKURU	GP	PADDY	IRR	4	3904.45					
126	Mandya	Malavalli	KAGGALIPURA	GP	PADDY	IRR	4	5277.54					
127	Mandya	Malavalli	KALKUNI	GP	PADDY	IRR	4	4124.99					
128	Mandya	Malavalli	KANDEGALA	GP	PADDY	IRR	4	4369.31					
129	Mandya	Malavalli	KIRUGAVALU	GP	PADDY	IRR	4	5644.30					
130	Mandya	Malavalli	KUNDURU	GP	PADDY	IRR	4	5815.96					
131	Mandya	Malavalli	KYATHANAHALLI	GP	PADDY	IRR	4	6235.68					
132	Mandya	Malavalli	LINGAPATTANA	GP	PADDY	IRR	4	4798.47					
133	Mandya	Malavalli	Malavalli (ULB)	GP	PADDY	IRR	4	4204.63					
134	Mandya	Malavalli	MAREHALLI	GP	PADDY	IRR	4	3229.22					
135	Mandya	Malavalli	MIKKERE	GP	PADDY	IRR	4	4124.99					
136	Mandya	Malavalli	NELAMAKANAHALLI	GP	PADDY	IRR	4	3834.87					
137	Mandya	Malavalli	NIDAGATTA	GP	PADDY	IRR	4	3750.59					
138	Mandya	Malavalli	NITTURU	GP	PADDY	IRR	4	6798.48					
139	Mandya	Malavalli	POORIGALI	GP	PADDY	IRR	4	5411.09					
140	Mandya	Malavalli	RAGIBOMMANAHALLI	GP	PADDY	IRR	4	2061.06					

**Government of Karnataka**  
**Directorate of Economics and Statistics**  
**GP Level Average Yield data for Kharif season 2019-20**

S.N	District	Taluk	Insurance Unit (hobli/ GP)	GP/HO BLI	Crop	IRR RF	No_GCE Conducted	Average Yield(Kg/Ha)	Name_Of_Higher_Level	No_cce Conducted_Higher	Higher average Yield(Kg/Ha)	Neighbo uring Yield	Tech. based Yield
141	Mandya	Malavalli	SARAGURU	GP	PADDY	IRR	4	2182.80					
142	Mandya	Malavalli	SHETTAHALLI	GP	PADDY	IRR	4	4203.41					
143	Mandya	Malavalli	SUJJALURU	GP	PADDY	IRR	4	5378.01					
144	Mandya	Malavalli	TALAGAVADI	GP	PADDY	IRR	4	5923.18					
145	Mandya	Malavalli	YATHAMBADI	GP	PADDY	IRR	4	5291.11					
146	Mandya	Mandya	ALAKERE	GP	PADDY	IRR	4	5650.02					
147	Mandya	Mandya	B.GOWDAGERE	GP	PADDY	IRR	4	3855.44					
148	Mandya	Mandya	B.HOSUR	GP	PADDY	IRR	4	5987.37					
149	Mandya	Mandya	BABY	GP	PADDY	IRR	4	6615.51					
150	Mandya	Mandya	BASARALU	GP	PADDY	IRR	4	6481.55					
151	Mandya	Mandya	BELUR	GP	PADDY	IRR	4	5569.03					
152	Mandya	Mandya	BEVINAHALLY	GP	PADDY	IRR	4	5129.69					
153	Mandya	Mandya	BUDANUR	GP	PADDY	IRR	4	5023.51					
154	Mandya	Mandya	CHANDAGALU(B)	GP	PADDY	IRR	4	4181.56					
155	Mandya	Mandya	CHANDAGALU(D)	GP	PADDY	IRR			Hobli Level	18	5715.89		
156	Mandya	Mandya	DODDAGURDANAHALLY	GP	PADDY	IRR	4	4227.10					
157	Mandya	Mandya	DUDDA	GP	PADDY	IRR					6263.87	Y	
158	Mandya	Mandya	GANADALU	GP	PADDY	IRR	4	5051.05					
159	Mandya	Mandya	GOPALAPURA	GP	PADDY	IRR					7213.08	Y	
160	Mandya	Mandya	H.MALLIGERE	GP	PADDY	IRR	4	7213.08					

**Government of Karnataka**  
**Directorate of Economics and Statistics**  
**GP Level Average Yield data for Kharif season 2019-20**

S.N	District	Taluk	Insurance Unit (hobli/ GP)	GP/HO BLI	Crop	IRR RE	No_CCE Conducted	Average Yield(Kg/Ha)	Name_Of Higher Level	No_cce Conducted Higher	Higher average Yield(Kg/Ha)	Neighbo uring Yield	Tech. based Yield
161	Mandya	Mandya	HALLEGERE	GP	PADDY	IRR	4	6269.17					
162	Mandya	Mandya	HALUVADI	GP	PADDY	IRR			Hobli Level	22	5646.45		
163	Mandya	Mandya	HANAKERE	GP	PADDY	IRR	4	3520.54					
164	Mandya	Mandya	HODAGHATTA	GP	PADDY	IRR	4	5609.17					
165	Mandya	Mandya	HOLALU	GP	PADDY	IRR	4	4767.51					
166	Mandya	Mandya	HULIVANA	GP	PADDY	IRR	4	4912.42					
167	Mandya	Mandya	HULLENAHALLY	GP	PADDY	IRR	4	5072.52					
168	Mandya	Mandya	INDUVALU	GP	PADDY	IRR	4	5394.76					
169	Mandya	Mandya	KAMABADAHALLY	GP	PADDY	IRR			Hobli Level	13	5149.61		
170	Mandya	Mandya	KANNALI	GP	PADDY	IRR	4	3447.02					
171	Mandya	Mandya	KEELARA	GP	PADDY	IRR	4	4620.81					
172	Mandya	Mandya	KERAGODU	GP	PADDY	IRR	4	4233.38					
173	Mandya	Mandya	KOTHAHI	GP	PADDY	IRR	4	6999.15					
174	Mandya	Mandya	MANAGALA	GP	PADDY	IRR	4	7185.78					
175	Mandya	Mandya	MANDYA GRAMANATHARA	GP	PADDY	IRR	4	4180.54					
176	Mandya	Mandya	MARAGOWDANAHALLY	GP	PADDY	IRR			Hobli Level	30	5096.31		
177	Mandya	Mandya	MUDAGANDOODR	GP	PADDY	IRR					4916.00		Y
178	Mandya	Mandya	MUTHEGERE	GP	PADDY	IRR	4	4481.13					
179	Mandya	Mandya	SANTHEKASALGERE	GP	PADDY	IRR	4	5995.53					
180	Mandya	Mandya	SATHANUR	GP	PADDY	IRR					5909.00		Y

**Government of Karnataka**  
**Directorate of Economics and Statistics**  
**GP Level Average Yield data for Kharif season 2019-20**

S.N	District	Taluk	Insurance Unit (hobli/ GP)	GP/HO BLI	Crop	IRR RF	No_CCE Conducted	Average Yield(Kg/Ha)	Name_Of_Higher_Level	No_cce Conducted_Higher	Higher average Yield(Kg/Ha)	Neighboring Yield	Tech. based Yield
181	Mandya	Mandya	SHIVALLY	GP	PADDY	IRR	4	6263.87					
182	Mandya	Mandya	SHIVAPURA	GP	PADDY	IRR	4	6020.04					
183	Mandya	Mandya	SUNAGANAHALLY	GP	PADDY	IRR	4	3841.73					
184	Mandya	Mandya	THAGGAHALLY	GP	PADDY	IRR	4	5946.35					
185	Mandya	Mandya	THUBINAKERE	GP	PADDY	IRR	4	6142.56					
186	Mandya	Mandya	UMMADAHALLY	GP	PADDY	IRR			Hobli Level	18	3935.31		
187	Mandya	Mandya	UPPARKANAHALLY	GP	PADDY	IRR	4	4130.03					
188	Mandya	Mandya	YELIYUR	GP	PADDY	IRR	4	6209.95					
189	Mandya	Nagmangala	ANCHECHITTANHALLI	GP	RAGI	RF	4	1292.86					
190	Mandya	Nagmangala	ARANI	GP	RAGI	RF	4	1109.11					
191	Mandya	Nagmangala	BELLUR	GP	RAGI	RF	4	1397.77					
192	Mandya	Nagmangala	BHIMANAHALLI	GP	RAGI	RF	4	1176.18					
193	Mandya	Nagmangala	BINDIGANVELE	GP	RAGI	RF			Hobli Level	22	1177.81		
194	Mandya	Nagmangala	BOGADHI	GP	RAGI	RF	4	1057.17					
195	Mandya	Nagmangala	BRAMHADEVARAHALLI	GP	RAGI	RF	4	1426.41					
196	Mandya	Nagmangala	CHINYA	GP	RAGI	RF	4	1205.06					
197	Mandya	Nagmangala	CHUNCHANAHALLI	GP	RAGI	RF	4	804.45					
198	Mandya	Nagmangala	DEVALAPURA	GP	RAGI	RF	4	954.34					
199	Mandya	Nagmangala	DEVARAMALLANAYAKANAHALLI	GP	RAGI	RF	4	1102.98					
200	Mandya	Nagmangala	DODDABALA	GP	RAGI	RF	4	1169.71					

9/

**Government of Karnataka**  
**Directorate of Economics and Statistics**  
**GP Level Average Yield data for Kharif season 2019-20**

S.N	District	Taluk	Insurance Unit (hobli/ GP)	GP/HO BLI	Crop	IRR RF	No_CCE Conducted	Average Yield(Kg/Ha)	Name_Of Higher_Level	No_cce Conducted_Higher	Higher average Yield(Kg/Ha)	Neighbo uring Yield	Tech-based Yield
201	Mandya	Nagmangala	GONDENAHALLI	GP	RAGI	RF	4	1481.43					
202	Mandya	Nagmangala	HARADANAHALLI	GP	RAGI	RF	4	1403.75					
203	Mandya	Nagmangala	HONAKERE	GP	RAGI	RF	4	1134.10					
204	Mandya	Nagmangala	HONNAVARA	GP	RAGI	RF	4	1310.63					
205	Mandya	Nagmangala	HULIKERE	GP	RAGI	RF			Hobli Level	19	959.68		
206	Mandya	Nagmangala	JAVARANAHALLI	GP	RAGI	RF	4	891.85					
207	Mandya	Nagmangala	KADABAHALLI	GP	RAGI	RF			Hobli Level	42	1138.74		
208	Mandya	Nagmangala	KALINGANAHALLI	GP	RAGI	RF	4	910.52					
209	Mandya	Nagmangala	KANTHAPURA	GP	RAGI	RF	4	671.41					
210	Mandya	Nagmangala	KARADAHALLI	GP	RAGI	RF	4	1435.12					
211	Mandya	Nagmangala	LALANAKERE	GP	RAGI	RF	4	993.93					
212	Mandya	Nagmangala	MANNAHALLI	GP	RAGI	RF	4	761.38					
213	Mandya	Nagmangala	MAYIGONAHALLI	GP	RAGI	RF	4	835.33					
214	Mandya	Nagmangala	NALLIGERE	GP	RAGI	RF			Hobli Level	39	1008.10		
215	Mandya	Nagmangala	PALAGRAHARA	GP	RAGI	RF	4	1145.56					
216	Mandya	Nagmangala	TUPPADAMADU	GP	RAGI	RF	4	791.76					
217	Mandya	Pandavapura	ARALAKUPPE	GP	PADDY	IRR	4	6038.01					
218	Mandya	Pandavapura	BALAGATTA	GP	PADDY	IRR	4	2863.81					
219	Mandya	Pandavapura	BANANGADI	GP	PADDY	IRR			Hobli Level	33	4941.29		
220	Mandya	Pandavapura	CIKKADE	GP	PADDY	IRR	4	5453.16					

**Government of Karnataka**  
**Directorate of Economics and Statistics**  
**GP Level Average Yield data for Kharif season 2019-20**

S.N	District	Taluk	Insurance Unit (hobli/ GP)	GP/HO BLI	Crop	IRR RF	No_CCE Conducted	Average Yield(Kg/Ha)	Name_Of_Higher_Level	No_cce Conducted_Higher	Higher average Yield(Kg/Ha)	Neighboring Yield	Tech. based Yield
221	Mandya	Pandavapura	CINAKURALI	GP	PADDY	IRR	4	4566.08					
222	Mandya	Pandavapura	DINKA	GP	PADDY	IRR	4	3929.04					
223	Mandya	Pandavapura	DODABYADARAHALLI	GP	PADDY	IRR	4	4884.08					
224	Mandya	Pandavapura	GUMANAHALLI	GP	PADDY	IRR	4	4648.58					
225	Mandya	Pandavapura	HALLEBEDU	GP	PADDY	IRR	4	3292.64					
226	Mandya	Pandavapura	HARAVU	GP	PADDY	IRR	4	6196.88					
227	Mandya	Pandavapura	HEREMARALLI	GP	PADDY	IRR	4	4952.85					
228	Mandya	Pandavapura	HONAGANAHALLI	GP	PADDY	IRR	4	5717.81					
229	Mandya	Pandavapura	JAKANAHALLI	GP	PADDY	IRR	4	4700.45					
230	Mandya	Pandavapura	KANAGANAMARADI	GP	PADDY	IRR	4	5173.89					
231	Mandya	Pandavapura	KATTERI	GP	PADDY	IRR	4	4308.78					
232	Mandya	Pandavapura	KENNALU	GP	PADDY	IRR	4	6028.46					
233	Mandya	Pandavapura	KURUBARABETTAHALLI	GP	PADDY	IRR	4	5077.01					
234	Mandya	Pandavapura	KYATANAHALLI	GP	PADDY	IRR	4	5669.83					
235	Mandya	Pandavapura	LAKSHMISAGARA	GP	PADDY	IRR	4	5555.36					
236	Mandya	Pandavapura	MANIKYANAHALLI	GP	PADDY	IRR	4	4566.90					
237	Mandya	Pandavapura	MELUKOTE	GP	PADDY	IRR			Hobli Level	24	4300.29		
238	Mandya	Pandavapura	NARAYANAPURA	GP	PADDY	IRR	4	4500.73					
239	Mandya	Pandavapura	SUNKATHONNUR	GP	PADDY	IRR	4	4822.57					
240	Mandya	Pandavapura	TIRUMALASAGARA	GP	PADDY	IRR	4	5267.74					

25

**Government of Karnataka**  
**Directorate of Economics and Statistics**  
**GP Level Average Yield data for Kharif season 2019-20**

S.N	District	Taluk	Insurance Unit (hobli/ GP)	GP/HO BLI	Crop	IRR_RF	No_CCE Conducted	Average Yield(Kg/Ha)	Name_Of Higher Level	No_cce Conducted Higher	Higher average Yield(Kg/Ha)	Neighboring Yield	Tech-based Yield
241	Mandya	Pandavapura	ARALAKUPPE	GP	RAGI	RF	4	1737.88					
242	Mandya	Pandavapura	BALAGATTA	GP	RAGI	RF	4	1553.88					
243	Mandya	Pandavapura	BANANGADI	GP	RAGI	RF	4	1815.02					
244	Mandya	Pandavapura	CINAKURALI	GP	RAGI	RF	4	1523.76					
245	Mandya	Pandavapura	DINKA	GP	RAGI	RF	4	2119.32					
246	Mandya	Pandavapura	DODABYADARAHALLI	GP	RAGI	RF	4	1628.33					
247	Mandya	Pandavapura	GUMANAHALLI	GP	RAGI	RF	4	1465.99					
248	Mandya	Pandavapura	HALLEBEDU	GP	RAGI	RF	4	1173.70					
249	Mandya	Pandavapura	HEREMARALLI	GP	RAGI	RF	4	2262.73					
250	Mandya	Pandavapura	HONAGANAHALLI	GP	RAGI	RF	4	2671.06					
251	Mandya	Pandavapura	JAKANAHALLI	GP	RAGI	RF	4	1802.61					
252	Mandya	Pandavapura	KANAGANAMARADI	GP	RAGI	RF	4	1960.22					
253	Mandya	Pandavapura	KATTERI	GP	RAGI	RF	4	1154.32					
254	Mandya	Pandavapura	KENNALU	GP	RAGI	RF	4	1643.27					
255	Mandya	Pandavapura	KURUBARABETTAHALLI	GP	RAGI	RF	4	1351.96					
256	Mandya	Pandavapura	LAKSHMISAGARA	GP	RAGI	RF	4	2415.11					
257	Mandya	Pandavapura	MANIKYANAHALLI	GP	RAGI	RF	4	1004.88					
258	Mandya	Pandavapura	MELUKOTE	GP	RAGI	RF	4	1243.91					
259	Mandya	Pandavapura	NARAYANAPURA	GP	RAGI	RF	4	1731.76					
260	Mandya	Pandavapura	SUNKATHONNUR	GP	RAGI	RF	4	1519.78					

**Government of Karnataka**  
**Directorate of Economics and Statistics**  
**GP Level Average Yield data for Kharif season 2019-20**

S.N	District	Taluk	Insurance Unit (hobli/ GP)	GP/HO BLI	Crop	IRR RF	No_CCE Conducted	Average Yield(Kg/Ha)	Name_Of_Higher_Level	No_cce Conducted_Higher	Higher average Yield(Kg/Ha)	Neighbo uring Yield	Tech. based Yield
261	Mandya	Pandavapura	TIRUMALASAGARA	GP	RAGI	RF	4	1561.35					
262	Mandya	Srirangapatna	ARAKERE	GP	PADDY	IRR	4	7427.88					
263	Mandya	Srirangapatna	BALLEKERE	GP	PADDY	IRR	4	5556.90					
264	Mandya	Srirangapatna	BALLENAHALLI	GP	PADDY	IRR	4	5951.43					
265	Mandya	Srirangapatna	BELAGOLA	GP	PADDY	IRR	4	6796.03					
266	Mandya	Srirangapatna	CHIKKA ANKANAHALLI	GP	PADDY	IRR	4	5539.74					
267	Mandya	Srirangapatna	DARASAGUPPE	GP	PADDY	IRR	4	5505.84					
268	Mandya	Srirangapatna	GAMANAHALI	GP	PADDY	IRR			Hobli Level	20	5909.33		
269	Mandya	Srirangapatna	HOSAHALLI	GP	PADDY	IRR			Hobli Level	14	6142.33		
270	Mandya	Srirangapatna	HULIKERE	GP	PADDY	IRR	4	5847.69					
271	Mandya	Srirangapatna	K.SHETTAHALI	GP	PADDY	IRR	4	5353.91					
272	Mandya	Srirangapatna	KIRANGOORU	GP	PADDY	IRR	4	7396.40					
273	Mandya	Srirangapatna	KODIYALA	GP	PADDY	IRR			Hobli Level	20	5909.33		
274	Mandya	Srirangapatna	MAHADEVAPURA	GP	PADDY	IRR	4	6476.65					
275	Mandya	Srirangapatna	MELAPURA;	GP	PADDY	IRR	4	5174.21					
276	Mandya	Srirangapatna	MUNDUGADORE	GP	PADDY	IRR	4	4577.11					
277	Mandya	Srirangapatna	NAGUVANAHALLI	GP	PADDY	IRR	4	5868.93					
278	Mandya	Srirangapatna	PALAHALLI	GP	PADDY	IRR	4	5913.85					
279	Mandya	Srirangapatna	SABBANAKUPPE	GP	PADDY	IRR	4	5694.40					
280	Mandya	Srirangapatna	T.M.HOSOORU	GP	PADDY	IRR			Hobli Level	30	5575.98		

cb



**Government of Karnataka**  
**Directorate of Economics and Statistics**  
**GP Level Average Yield data for Kharif season 2019-20**

S.N	District	Taluk	Insurance Unit (hobli/ GP)	GP/HO BLI	Crop	IRR_RF	No_CCE_Conducted	Average Yield(Kg/Ha)	Name_Of_Higher_Level	No_cce_Conducted_Higher	Higher average Yield(Kg/Ha)	Neighboring Yield	Tech. based Yield
281	Mandya	Srirangapatna	TADAGAVADI	GP	PADDY	IRR	4	5951.38					

  
Director

Directorate of Economics and Statistics

*cb*



**Government of Karnataka**  
**Directorate of Economics and Statistics**  
**GP Level Average Yield data for Kharif season 2019-20**

S.N	District	Taluk	Insurance Unit (hobli/ GP)	GP/HO BLI	Crop	IRR RF	No_CCE Conducted	Average Yield(Kg/Ha)	Name_Of Higher_Level	No_cce Conducted_Higher	Higher average Yield(Kg/Ha)	Neighbo uring Yield	Tech-based Yield
1	Mysuru	Heggadadevankote	ALANAHALLI	GP	PADDY	IRR			Hobli Level	28	3923.81		
2	Mysuru	Heggadadevankote	ANNURU	GP	PADDY	IRR	4	8147.88					
3	Mysuru	Heggadadevankote	B.MATAKERE	GP	PADDY	IRR			Hobli Level	32	4122.31		
4	Mysuru	Heggadadevankote	BACHEGOWDANAHALLI	GP	PADDY	IRR	4	4851.97					
5	Mysuru	Heggadadevankote	BEECHANAHALLI	GP	PADDY	IRR	4	1021.04					
6	Mysuru	Heggadadevankote	BHEEMANAHALLI	GP	PADDY	IRR	4	1658.17					
7	Mysuru	Heggadadevankote	BIDARAHALLI	GP	PADDY	IRR	4	5391.08					
8	Mysuru	Heggadadevankote	CHAKKODANAHALLI	GP	PADDY	IRR	4	4443.55					
9	Mysuru	Heggadadevankote	CHIKKEREYOORU	GP	PADDY	IRR	4	3916.70					
10	Mysuru	Heggadadevankote	D.B.KUPPE	GP	PADDY	IRR	4	5317.56					
11	Mysuru	Heggadadevankote	G.B. SARAGURU	GP	PADDY	IRR	4	4102.35					
12	Mysuru	Heggadadevankote	HADANURU	GP	PADDY	IRR			Hobli Level	32	4053.72		
13	Mysuru	Heggadadevankote	HAMPAPURA	GP	PADDY	IRR	4	5350.24					
14	Mysuru	Heggadadevankote	HANCHIPURA	GP	PADDY	IRR			Hobli Level	32	4072.43		
15	Mysuru	Heggadadevankote	HEBBALAGUPPE	GP	PADDY	IRR	4	5186.87					
16	Mysuru	Heggadadevankote	HIREHALLI	GP	PADDY	IRR	4	5301.23					
17	Mysuru	Heggadadevankote	HOMMARAGALLI	GP	PADDY	IRR	4	3121.40					
18	Mysuru	Heggadadevankote	HOSAHOLALU	GP	PADDY	IRR			Hobli Level	8	3169.30		
19	Mysuru	Heggadadevankote	HYRIGE	GP	PADDY	IRR	4	5325.73					
20	Mysuru	Heggadadevankote	K.BELTHURU	GP	PADDY	IRR	4	5661.31					

**Government of Karnataka**  
**Directorate of Economics and Statistics**  
**GP Level Average Yield data for Kharif season 2019-20**

S.N	District	Taluk	Insurance Unit (hobli/ GP)	GP/HO BLI	Crop	IRR/RF	No_CCE Conducted	Average Yield(Kg/Ha)	Name_Of_Higher_Level	No_cce Conducted Higher	Higher average Yield(Kg/Ha)	Neighboring Yield	Tech. based Yield
21	Mysuru	Heggadadevankote	KALLAMBALU	GP	PADDY	IRR	4	3324.50					
22	Mysuru	Heggadadevankote	KANCHMALLI	GP	PADDY	IRR	4	2993.59					
23	Mysuru	Heggadadevankote	KOTHEGALA	GP	PADDY	IRR	4	5770.09					
24	Mysuru	Heggadadevankote	KYATHANAHALLI	GP	PADDY	IRR			Hobli Level	28	3923.81		
25	Mysuru	Heggadadevankote	MADAPURA	GP	PADDY	IRR	4	3130.43					
26	Mysuru	Heggadadevankote	MANUGANAHALLI	GP	PADDY	IRR	4	532.60					
27	Mysuru	Heggadadevankote	MULLURU	GP	PADDY	IRR	4	3340.84					
28	Mysuru	Heggadadevankote	N.BEGURU	GP	PADDY	IRR			Hobli Level	8	3169.30		
29	Mysuru	Heggadadevankote	N.BELLATHURU	GP	PADDY	IRR			Hobli Level	8	3169.30		
30	Mysuru	Heggadadevankote	NAGANAHALLI	GP	PADDY	IRR	4	4892.81					
31	Mysuru	Heggadadevankote	NOORALAKUPPE	GP	PADDY	IRR			Hobli Level	48	3710.67		
32	Mysuru	Heggadadevankote	PADUKOTE KAVAL	GP	PADDY	IRR	4	5227.71					
33	Mysuru	Heggadadevankote	SAGARE	GP	PADDY	IRR	4	2866.02					
34	Mysuru	Heggadadevankote	Sargur (ULB)	GP	PADDY	IRR	4	5244.05					
35	Mysuru	Heggadadevankote	SAVVE	GP	PADDY	IRR	4	5474.46					
36	Mysuru	Heggadadevankote	THUMBASOGE	GP	PADDY	IRR	4	4982.67					
37	Mysuru	Heggadadevankote	ALANAHALLI	GP	RAGI	RF	4	1282.25					
38	Mysuru	Heggadadevankote	ANNURU	GP	RAGI	RF	4	1073.11					
39	Mysuru	Heggadadevankote	ANTHARASANTHE	GP	RAGI	RF	4	1747.84					
40	Mysuru	Heggadadevankote	B.MATAKERE	GP	RAGI	RF	4	1832.49					

es

**Government of Karnataka**  
**Directorate of Economics and Statistics**  
**GP Level Average Yield data for Kharif season 2019-20**

S.N	District	Taluk	Insurance Unit (hobli/ GP)	GP/HO BLI	Crop	IRR_Rf	No_CCE Conducted	Average Yield(Kg/Ha)	Name_Of_Higher_Level	No_cce Conducted_Higher	Higher average Yield(Kg/Ha)	Neighbo uring Yield	Tech- based Yield
41	Mysuru	Heggadadevankote	BACHEGOWDANAHALLI	GP	RAGI	RF	4	1742.86					
42	Mysuru	Heggadadevankote	BEECHANAHALLI	GP	RAGI	RF	4	1817.55					
43	Mysuru	Heggadadevankote	BHEEMANAHALLI	GP	RAGI	RF	4	1860.88					
44	Mysuru	Heggadadevankote	BIDARAHALLI	GP	RAGI	RF	4	1907.19					
45	Mysuru	Heggadadevankote	CHAKKODANAHALLI	GP	RAGI	RF	4	1314.62					
46	Mysuru	Heggadadevankote	CHIKKEREYOORU	GP	RAGI	RF	4	1229.96					
47	Mysuru	Heggadadevankote	D.B.KUPPE	GP	RAGI	RF	4	1942.05					
48	Mysuru	Heggadadevankote	G.B. SARAGURU	GP	RAGI	RF	4	687.18					
49	Mysuru	Heggadadevankote	HADANURU	GP	RAGI	RF	4	2021.72					
50	Mysuru	Heggadadevankote	HAMPAPURA	GP	RAGI	RF	4	1256.60					
51	Mysuru	Heggadadevankote	HANCHIPURA	GP	RAGI	RF	4	1080.58					
52	Mysuru	Heggadadevankote	HEBBALAGUPPE	GP	RAGI	RF	4	2061.55					
53	Mysuru	Heggadadevankote	HEGGANURU	GP	RAGI	RF	4	1591.48					
54	Mysuru	Heggadadevankote	HIREHALLI	GP	RAGI	RF	4	1578.53					
55	Mysuru	Heggadadevankote	HOMMARAGALLI	GP	RAGI	RF	4	1823.03					
56	Mysuru	Heggadadevankote	HOSAHOLALU	GP	RAGI	RF	4	2071.52					
57	Mysuru	Heggadadevankote	HYRIGE	GP	RAGI	RF	4	1956.98					
58	Mysuru	Heggadadevankote	ITNA	GP	RAGI	RF	4	1561.11					
59	Mysuru	Heggadadevankote	K.BELTHURU	GP	RAGI	RF	4	1613.39					
60	Mysuru	Heggadadevankote	KALLAMBALU	GP	RAGI	RF	4	1643.02					

**Government of Karnataka**  
**Directorate of Economics and Statistics**  
**GP Level Average Yield data for Kharif season 2019-20**

S.N	District	Taluk	Insurance Unit (hobli/ GP)	GP/HO BLI	Crop	IRR RF	No_CCE Conducted	Average Yield(Kg/Ha)	Name_Of Higher Level	No_cce Conducted Higher	Higher average Yield(Kg/Ha)	Neighboring Yield	Tech based Yield
61	Mysuru	Heggadadevankote	KANCHMALLI	GP	RAGI	RF	4	1177.43					
62	Mysuru	Heggadadevankote	KOTHEGALA	GP	RAGI	RF	4	1451.55					
63	Mysuru	Heggadadevankote	KYATHANAHALLI	GP	RAGI	RF	4	1183.40					
64	Mysuru	Heggadadevankote	M.C.THOLALU	GP	RAGI	RF	4	1148.80					
65	Mysuru	Heggadadevankote	MADAPURA	GP	RAGI	RF	4	1346.98					
66	Mysuru	Heggadadevankote	MANUGANAHALLI	GP	RAGI	RF	4	1309.63					
67	Mysuru	Heggadadevankote	MULLURU	GP	RAGI	RF	4	2106.37					
68	Mysuru	Heggadadevankote	N.BEGURU	GP	RAGI	RF	4	2046.62					
69	Mysuru	Heggadadevankote	N.BELLATHURU	GP	RAGI	RF	4	1810.58					
70	Mysuru	Heggadadevankote	NAGANAHALLI	GP	RAGI	RF	4	1663.19					
71	Mysuru	Heggadadevankote	NOORALAKUPPE	GP	RAGI	RF	4	1932.09					
72	Mysuru	Heggadadevankote	PADUKOTE KAVAL	GP	RAGI	RF	4	1603.43					
73	Mysuru	Heggadadevankote	SAGARE	GP	RAGI	RF	4	1061.15					
74	Mysuru	Heggadadevankote	Sargur (ULB)	GP	RAGI	RF	4	2196.01					
75	Mysuru	Heggadadevankote	SAVVE	GP	RAGI	RF	4	2579.43					
76	Mysuru	Heggadadevankote	THUMBASOGE	GP	RAGI	RF	4	1971.92					
77	Mysuru	Hunsur	ASPATHREKAVAL	GP	Maize (Makka)	RF	4	3400.63					
78	Mysuru	Hunsur	BANNIKUPPE	GP	Maize (Makka)	RF	4	2502.69					
79	Mysuru	Hunsur	BEEJAGANAHALLI	GP	Maize (Makka)	RF	4	3057.12					
80	Mysuru	Hunsur	BILIGERE	GP	Maize (Makka)	RF	4	3001.93					

**Government of Karnataka**  
**Directorate of Economics and Statistics**  
**GP Level Average Yield data for Kharif season 2019-20**

S.N	District	Taluk	Insurance Unit (hobli/ GP)	GP/HO BLI	Crop	IRR RF	No CCE Conducted	Average Yield(Kg/Ha)	Name Of Higher Level	No cce Conducted Higher	Higher average Yield(Kg/Ha)	Neighbouring Yield	Tech based Yield
81	Mysuru	Hunsur	BILIKERE	GP	Maize (Makka)	RF	4	2240.54					
82	Mysuru	Hunsur	BOLANAHALLI	GP	Maize (Makka)	RF	4	2184.09					
83	Mysuru	Hunsur	CHALLAHALLI	GP	Maize (Makka)	RF			Hobli Level	73	2518.11		
84	Mysuru	Hunsur	CHIKKABEECHANAHALLI	GP	Maize (Makka)	RF			Hobli Level	45	2445.10		
85	Mysuru	Hunsur	CHILKUNDA	GP	Maize (Makka)	RF	4	4048.70					
86	Mysuru	Hunsur	DHARMAPURA	GP	Maize (Makka)	RF	4	2574.50					
87	Mysuru	Hunsur	DODDAHEJJURU	GP	Maize (Makka)	RF	4	2145.24					
88	Mysuru	Hunsur	GAGENAHALLI	GP	Maize (Makka)	RF	4	2510.27					
89	Mysuru	Hunsur	GAVADAGERE	GP	Maize (Makka)	RF	4	4038.25					
90	Mysuru	Hunsur	GOVINDANAHALLI	GP	Maize (Makka)	RF			Hobli Level	74	3035.26		
91	Mysuru	Hunsur	GURUPUR	GP	Maize (Makka)	RF	4	1876.82					
92	Mysuru	Hunsur	HALEBEEDU	GP	Maize (Makka)	RF	4	1949.88					
93	Mysuru	Hunsur	HANAGODU	GP	Maize (Makka)	RF	4	3061.20					
94	Mysuru	Hunsur	HARAVE	GP	Maize (Makka)	RF			Hobli Level	70	3145.66		
95	Mysuru	Hunsur	HEGGANDURU	GP	Maize (Makka)	RF	4	3198.27					
96	Mysuru	Hunsur	HIRIKYATHANAHALLI	GP	Maize (Makka)	RF			Hobli Level	24	3223.47		
97	Mysuru	Hunsur	HUSENPURA	GP	Maize (Makka)	RF	4	5954.19					
98	Mysuru	Hunsur	JABAGERE	GP	Maize (Makka)	RF	4	2744.22					
99	Mysuru	Hunsur	KADEMANUGANAHALLI	GP	Maize (Makka)	RF	4	3788.90					
100	Mysuru	Hunsur	KALLAHALLI	GP	Maize (Makka)	RF			Hobli Level	46	2834.41		

**Government of Karnataka**  
**Directorate of Economics and Statistics**  
**GP Level Average Yield data for Kharif season 2019-20**

S.N	District	Taluk	Insurance Unit (hobli/ GP)	GP/HO BLI	Crop	IRR RF	No_CCE Conducted	Average Yield(Kg/Ha)	Name_Of_Higher_Level	No_cce Conducted_Higher	Higher average Yield(Kg/Ha)	Neighbo uring Yield	Tech based Yield
101	Mysuru	Hunsur	KARIMUDDANAHALLI	GP	Maize (Makka)	RF	4	1822.52					
102	Mysuru	Hunsur	KARNAKUPPE	GP	Maize (Makka)	RF	4	2806.62					
103	Mysuru	Hunsur	KATTEMALALAVADI	GP	Maize (Makka)	RF	4	3681.58					
104	Mysuru	Hunsur	KIRANGURU	GP	Maize (Makka)	RF	4	3963.57					
105	Mysuru	Hunsur	KOTHEGALA	GP	Maize (Makka)	RF	4	2968.35					
106	Mysuru	Hunsur	MANUGANAHALLI	GP	Maize (Makka)	RF	4	2120.70					
107	Mysuru	Hunsur	MARADURU	GP	Maize (Makka)	RF			Hobli Level	73	2937.93		
108	Mysuru	Hunsur	MODURU	GP	Maize (Makka)	RF	4	3723.36					
109	Mysuru	Hunsur	MUKANHALLI	GP	Maize (Makka)	RF	4	3445.02					
110	Mysuru	Hunsur	MULLURU	GP	Maize (Makka)	RF	4	2467.44					
111	Mysuru	Hunsur	NERALEKUPPE	GP	Maize (Makka)	RF	4	3295.15					
112	Mysuru	Hunsur	SINGAMARANAHALLI	GP	Maize (Makka)	RF	4	2294.03					
113	Mysuru	Hunsur	THATTEKERE	GP	Maize (Makka)	RF			Hobli Level	74	2901.36		
114	Mysuru	Hunsur	UDBOORKAVAL	GP	Maize (Makka)	RF	4	887.76					
115	Mysuru	Hunsur	UDDURU	GP	Maize (Makka)	RF	4	4607.98					
116	Mysuru	Hunsur	UMMATHURU	GP	Maize (Makka)	RF	4	1010.48					
117	Mysuru	Hunsur	UYIGONDANAHALLI	GP	Maize (Makka)	RF	4	1825.65					
118	Mysuru	Hunsur	ASPATHREKAVAL	GP	RAGI	RF	4	1725.43					
119	Mysuru	Hunsur	BANNIKUPPE	GP	RAGI	RF	4	784.29					
120	Mysuru	Hunsur	BEEJAGANAHALLI	GP	RAGI	RF	4	1356.94					



**Government of Karnataka**  
**Directorate of Economics and Statistics**  
**GP Level Average Yield data for Kharif season 2019-20**

S.N	District	Taluk	Insurance Unit (hobli/ GP)	GP/HO BLI	Crop	IRR RF	No_CCE Conducted	Average Yield(Kg/Ha)	Name_Of Higher Level	No_cce Conducted Higher	Higher average Yield(Kg/Ha)	Neighbo uring Yield	Tech. based Yield
121	Mysuru	Hunsur	BILIGERE	GP	RAGI	RF	4	1356.94					
122	Mysuru	Hunsur	BILIKERE	GP	RAGI	RF	4	1033.27					
123	Mysuru	Hunsur	BOLANAHALLI	GP	RAGI	RF	4	565.19					
124	Mysuru	Hunsur	CHALLAHALLI	GP	RAGI	RF	4	647.35					
125	Mysuru	Hunsur	CHIKKABEECHANAHALLI	GP	RAGI	RF	4	1223.99					
126	Mysuru	Hunsur	CHILKUNDA	GP	RAGI	RF	4	1003.39					
127	Mysuru	Hunsur	DHARMAPURA	GP	RAGI	RF	4	891.85					
128	Mysuru	Hunsur	DODDAHEJJURU	GP	RAGI	RF	4	683.45					
129	Mysuru	Hunsur	GAGENAHALLI	GP	RAGI	RF	4	2659.60					
130	Mysuru	Hunsur	GAVADAGERE	GP	RAGI	RF	4	1324.58					
131	Mysuru	Hunsur	GOVINDANAHALLI	GP	RAGI	RF	4	1282.50					
132	Mysuru	Hunsur	GURUPUR	GP	RAGI	RF	4	804.70					
133	Mysuru	Hunsur	HALEBEEDU	GP	RAGI	RF	4	978.74					
134	Mysuru	Hunsur	HANAGODU	GP	RAGI	RF	4	2019.93					
135	Mysuru	Hunsur	HARAVE	GP	RAGI	RF	4	1308.39					
136	Mysuru	Hunsur	HEGGANDURU	GP	RAGI	RF	4	2723.84					
137	Mysuru	Hunsur	HIRIKYATHANAHALLI	GP	RAGI	RF			Hobli Level	22	1368.80		
138	Mysuru	Hunsur	HUSENPURA	GP	RAGI	RF	4	1806.70					
139	Mysuru	Hunsur	JABAGERE	GP	RAGI	RF	4	1681.12					
140	Mysuru	Hunsur	KADEMANUGANAHALLI	GP	RAGI	RF	4	1394.79					

**Government of Karnataka**  
**Directorate of Economics and Statistics**  
**GP Level Average Yield data for Kharif season 2019-20**

S.N	District	Taluk	Insurance Unit (hobli/ GP)	GP/HO BLI	Crop	IRR- RF	No_CCE Conducted	Average Yield(Kg/Ha)	Name_Of_Higher_Level	No_cce Conducted Higher	Higher average Yield(Kg/Ha)	Neighbo uring Yield	Tech- based Yield
141	Mysuru	Hunsur	KALLAHALLI	GP	RAGI	RF	4	1167.72					
142	Mysuru	Hunsur	KARIMUDDANAHALLI	GP	RAGI	RF	4	3037.56					
143	Mysuru	Hunsur	KARNAKUPPE	GP	RAGI	RF	4	1339.26					
144	Mysuru	Hunsur	KATTEMALALAVADI	GP	RAGI	RF	4	1050.70					
145	Mysuru	Hunsur	KIRANGURU	GP	RAGI	RF	4	945.43					
146	Mysuru	Hunsur	KOTHEGALA	GP	RAGI	RF			Hobli Level	64	1301.89		
147	Mysuru	Hunsur	MANUGANAHALLI	GP	RAGI	RF			Hobli Level	50	1498.63		
148	Mysuru	Hunsur	MARADURU	GP	RAGI	RF	4	1578.54					
149	Mysuru	Hunsur	MODURU	GP	RAGI	RF			Hobli Level	22	1368.80		
150	Mysuru	Hunsur	MUKANHALLI	GP	RAGI	RF	4	1309.63					
151	Mysuru	Hunsur	MULLURU	GP	RAGI	RF	4	1431.64					
152	Mysuru	Hunsur	NERALEKUPPE	GP	RAGI	RF			Hobli Level	42	1285.16		
153	Mysuru	Hunsur	SINGAMARANAHALLI	GP	RAGI	RF	4	1165.23					
154	Mysuru	Hunsur	THATTEKERE	GP	RAGI	RF			Hobli Level	70	1278.86		
155	Mysuru	Hunsur	UDBOORKAVAL	GP	RAGI	RF	4	1066.13					
156	Mysuru	Hunsur	UDDURU	GP	RAGI	RF	4	1247.39					
157	Mysuru	Hunsur	UMMATHURU	GP	RAGI	RF	4	786.78					
158	Mysuru	Hunsur	UYYIGONDANAHALLI	GP	RAGI	RF	4	2532.13					
159	Mysuru	K.R.Nagar	ADAGURU	GP	PADDY	IRR	4	4925.48					
160	Mysuru	K.R.Nagar	ANKANAHALLI	GP	PADDY	IRR	4	5788.78					

**Government of Karnataka**  
**Directorate of Economics and Statistics**  
**GP Level Average Yield data for Kharif season 2019-20**

S.N	District	Taluk	Insurance Unit (hobli/ GP)	GP/HO BLI	Crop	IRR RF	No_CCE Conducted	Average Yield(Kg/Ha)	Name_Of Higher_Level	No_cce Conducted Higher	Higher average Yield(Kg/Ha)	Neighbo uring Yield	Tech. based Yield
161	Mysuru	K.R.Nagar	ARIUNAHALLI	GP	PADDY	IRR	4	7052.51					
162	Mysuru	K.R.Nagar	BHERYA	GP	PADDY	IRR	4	4810.89					
163	Mysuru	K.R.Nagar	BYADARAHALLI	GP	PADDY	IRR	4	6861.37					
164	Mysuru	K.R.Nagar	CHANAMGERE	GP	PADDY	IRR	4	2776.16					
165	Mysuru	K.R.Nagar	CHANDAGALU	GP	PADDY	IRR	4	6386.80					
166	Mysuru	K.R.Nagar	DORNAHALLI (DODDEKOPPALU)	GP	PADDY	IRR	4	3901.18					
167	Mysuru	K.R.Nagar	GANDHANAHALLI	GP	PADDY	IRR	4	7014.72					
168	Mysuru	K.R.Nagar	HALIYURU	GP	PADDY	IRR	4	6492.98					
169	Mysuru	K.R.Nagar	HAMPAPURA	GP	PADDY	IRR	4	5422.12					
170	Mysuru	K.R.Nagar	HANASOGE	GP	PADDY	IRR	4	1262.97					
171	Mysuru	K.R.Nagar	HARADANAHALLI	GP	PADDY	IRR	4	3546.87					
172	Mysuru	K.R.Nagar	HEBBALU	GP	PADDY	IRR	4	9744.54					
173	Mysuru	K.R.Nagar	HONNENAHALLI	GP	PADDY	IRR	4	2303.46					
174	Mysuru	K.R.Nagar	HOSAAGRAHARA	GP	PADDY	IRR	4	6062.11					
175	Mysuru	K.R.Nagar	HOSAKOTE	GP	PADDY	IRR	4	6989.29					
176	Mysuru	K.R.Nagar	KARPURAVALLI	GP	PADDY	IRR	4	3659.65					
177	Mysuru	K.R.Nagar	KEGGERE	GP	PADDY	IRR	4	3478.88					
178	Mysuru	K.R.Nagar	KESTHURU	GP	PADDY	IRR	4	6452.96					
179	Mysuru	K.R.Nagar	KR Nagara (ULB)	GP	PADDY	IRR	4	5325.32					
180	Mysuru	K.R.Nagar	KUPPEHANTHA(CHUNC HANAKATTE)	GP	PADDY	IRR			Hobli Level	27	5007.95		

**Government of Karnataka**  
**Directorate of Economics and Statistics**  
**GP Level Average Yield data for Kharif season 2019-20**

S.N	District	Taluk	Insurance Unit (hobli/ GP)	GP/HO BLI	Crop	IRR RF	No_CCE Conducted	Average Yield(Kg/Ha)	Name_Of_Higher_Level	No_cce Conducted_Higher	Higher average Yield(Kg/Ha)	Neighbo uring Yield	Tech. based Yield
181	Mysuru	K.R.Nagar	LAKSHMIPURA	GP	PADDY	IRR			Hobli Level	22	4120.26		
182	Mysuru	K.R.Nagar	LALANDEVANAHALLI	GP	PADDY	IRR	4	7992.68					
183	Mysuru	K.R.Nagar	MAVATHURU	GP	PADDY	IRR	4	8492.05					
184	Mysuru	K.R.Nagar	MAYIGOWDANAHALLI	GP	PADDY	IRR	4	3908.07					
185	Mysuru	K.R.Nagar	MELURU	GP	PADDY	IRR	4	4199.15					
186	Mysuru	K.R.Nagar	MIRLE	GP	PADDY	IRR	4	6592.93					
187	Mysuru	K.R.Nagar	MUNJANAHALLI	GP	PADDY	IRR	4	6186.06					
188	Mysuru	K.R.Nagar	NARACHANAHALLI	GP	PADDY	IRR	4	7334.65					
189	Mysuru	K.R.Nagar	SALIGRAMA	GP	PADDY	IRR	4	5152.16					
190	Mysuru	K.R.Nagar	SHEEGAVALU	GP	PADDY	IRR	4	6002.70					
191	Mysuru	K.R.Nagar	SIDDAPURA	GP	PADDY	IRR			Hobli Level	73	6193.94		
192	Mysuru	K.R.Nagar	THANDRE	GP	PADDY	IRR	4	3373.51					
193	Mysuru	K.R.Nagar	THIPPURU	GP	PADDY	IRR	4	5621.02					
194	Mysuru	Mysuru	ANANDURU	GP	PADDY	IRR	4	5609.24					
195	Mysuru	Mysuru	BEERIHUNDI	GP	PADDY	IRR			Hobli Level	34	5094.51		
196	Mysuru	Mysuru	DEVALAPURA	GP	PADDY	IRR	4	5361.39					
197	Mysuru	Mysuru	DOORA	GP	PADDY	IRR	4	4510.54					
198	Mysuru	Mysuru	GUNGRALCHATHRA	GP	PADDY	IRR	4	6077.22					
199	Mysuru	Mysuru	HANCHYA	GP	PADDY	IRR	4	6111.84					
200	Mysuru	Mysuru	HAROHALLI (MELLAHALLI)	GP	PADDY	IRR	4	8012.70					

**Government of Karnataka**  
**Directorate of Economics and Statistics**  
**GP Level Average Yield data for Kharif season 2019-20**

S.N	District	Taluk	Insurance Unit (hobli/ GP)	GP/HO BLI	Crop	IRR RF	No_CCE Conducted	Average Yield(Kg/Ha)	Name_Of_Higher_Level	No_cce Conducted Higher	Higher average Yield(Kg/Ha)	Neighbo uring Yield	Tech. based Yield
201	Mysuru	Mysuru	HAROHALLI(J)	GP	PADDY	IRR	4	4990.22					
202	Mysuru	Mysuru	HOSAHUNDI	GP	PADDY	IRR	4	5235.88					
203	Mysuru	Mysuru	JAYAPURA	GP	PADDY	IRR			Hobli Level	22	4247.85		
204	Mysuru	Mysuru	KADAKOLA	GP	PADDY	IRR	4	5618.51					
205	Mysuru	Mysuru	KEELANAPURA	GP	PADDY	IRR	4	7050.45					
206	Mysuru	Mysuru	MARATIKYATHANAHALL I	GP	PADDY	IRR			Hobli Level	34	4953.40		
207	Mysuru	Mysuru	MARBALLI	GP	PADDY	IRR	4	3709.64					
208	Mysuru	Mysuru	MOSAMBAYANAHALLI	GP	PADDY	IRR	4	4092.32					
209	Mysuru	Mysuru	NAGANAHALLI	GP	PADDY	IRR	4	6207.69					
210	Mysuru	Mysuru	NAGAWALA	GP	PADDY	IRR	4	7407.02					
211	Mysuru	Mysuru	RAMMANAHALLI	GP	PADDY	IRR	4	6267.11					
212	Mysuru	Mysuru	SIDDALINGAPURA	GP	PADDY	IRR	4	2016.91					
213	Mysuru	Mysuru	SINDHUVALLI	GP	PADDY	IRR	4	3594.87					
214	Mysuru	Mysuru	SOMESHWARAPURA	GP	PADDY	IRR	4	4466.84					
215	Mysuru	Mysuru	SRIRAMPURA	GP	PADDY	IRR	4	3542.54					
216	Mysuru	Mysuru	VAJAMANGALA	GP	PADDY	IRR	4	8189.29					
217	Mysuru	Mysuru	VARAKODU	GP	PADDY	IRR	4	8514.14					
218	Mysuru	Mysuru	VARUNA	GP	PADDY	IRR	4	7785.61					
219	Mysuru	Mysuru	YADAKOLA	GP	PADDY	IRR	4	5390.67					
220	Mysuru	Nanjangud	BADANAVALU	GP	Green Gram (Moong Bean/ Moong)	RF			Hobli Level	28	186.72		

**Government of Karnataka**  
**Directorate of Economics and Statistics**  
**GP Level Average Yield data for Kharif season 2019-20**

S.N	District	Taluk	Insurance Unit (hobli/ GP)	GP/HO BLI	Crop	IRR RF	No_CCE Conducted	Average Yield(Kg/Ha)	Name_Of Higher Level	No_cce Conducted Higher	Higher average Yield(Kg/Ha)	Neighbo uring Yield	Tech. based Yield
221	Mysuru	Nanjangud	BILIGERE	GP	Green Gram (Moong Bean/ Moong)	RF	4	229.89					
222	Mysuru	Nanjangud	DASANURU	GP	Green Gram (Moong Bean/ Moong)	RF	4	8.10					
223	Mysuru	Nanjangud	DEBURU	GP	Green Gram (Moong Bean/ Moong)	RF	4	162.00					
224	Mysuru	Nanjangud	DEVANURU	GP	Green Gram (Moong Bean/ Moong)	RF			Hobli Level	16	91.61		
225	Mysuru	Nanjangud	DEVARASANAHALLI	GP	Green Gram (Moong Bean/ Moong)	RF			Hobli Level	28	186.72		
226	Mysuru	Nanjangud	DEVIRAMMANAHALLI	GP	Green Gram (Moong Bean/ Moong)	RF	4	98.36					
227	Mysuru	Nanjangud	DODDAKAVALANDE	GP	Green Gram (Moong Bean/ Moong)	RF			Hobli Level	16	91.61		
228	Mysuru	Nanjangud	DUGGAHALLI	GP	Green Gram (Moong Bean/ Moong)	RF	4	217.93					
229	Mysuru	Nanjangud	HADINARU	GP	Green Gram (Moong Bean/ Moong)	RF			Hobli Level	12	131.79		
230	Mysuru	Nanjangud	HADYA	GP	Green Gram (Moong Bean/ Moong)	RF	4	254.58					
231	Mysuru	Nanjangud	HAGINAVALU	GP	Green Gram (Moong Bean/ Moong)	RF			Hobli Level	56	241.65		
232	Mysuru	Nanjangud	HALLARE	GP	Green Gram (Moong Bean/ Moong)	RF			Hobli Level	56	274.62		
233	Mysuru	Nanjangud	HARADANAHALLI	GP	Green Gram (Moong Bean/ Moong)	RF	4	204.43					
234	Mysuru	Nanjangud	HEDATHALE	GP	Green Gram (Moong Bean/ Moong)	RF	4	142.72					

**Government of Karnataka**  
**Directorate of Economics and Statistics**  
**GP Level Average Yield data for Kharif season 2019-20**

S.N	District	Taluk	Insurance Unit (hobli/ GP)	GP/HO BLI	Crop	IRR RF	No CCE Conducted	Average Yield(Kg/Ha)	Name Of Higher Level	No cce Conducted Higher	Higher average Yield(Kg/Ha)	Neighboring Yield	Tech. based Yield
235	Mysuru	Nanjangud	HEDIYALA	GP	Green Gram (Moong Bean/ Moong)	RF			Hobli Level	28	296.59		
236	Mysuru	Nanjangud	HEGGADAHALLI	GP	Green Gram (Moong Bean/ Moong)	RF	4	364.89					
237	Mysuru	Nanjangud	HEMMARAGALA	GP	Green Gram (Moong Bean/ Moong)	RF			Hobli Level	16	91.61		
238	Mysuru	Nanjangud	HORALAVADI	GP	Green Gram (Moong Bean/ Moong)	RF			Hobli Level	52	189.55		
239	Mysuru	Nanjangud	HOSAKOTE	GP	Green Gram (Moong Bean/ Moong)	RF	4	144.65					
240	Mysuru	Nanjangud	HULIMAVU	GP	Green Gram (Moong Bean/ Moong)	RF			Hobli Level	12	131.79		
241	Mysuru	Nanjangud	HULLAHALLI	GP	Green Gram (Moong Bean/ Moong)	RF	4	558.33					
242	Mysuru	Nanjangud	HURA	GP	Green Gram (Moong Bean/ Moong)	RF			Hobli Level	28	296.59		
243	Mysuru	Nanjangud	KALALE	GP	Green Gram (Moong Bean/ Moong)	RF	4	138.09					
244	Mysuru	Nanjangud	KARYA	GP	Green Gram (Moong Bean/ Moong)	RF			Hobli Level	40	112.90		
245	Mysuru	Nanjangud	KASUVINAHALLI	GP	Green Gram (Moong Bean/ Moong)	RF	4	113.79					
246	Mysuru	Nanjangud	KONANURU	GP	Green Gram (Moong Bean/ Moong)	RF			Hobli Level	16	91.61		
247	Mysuru	Nanjangud	KUDALAPURA	GP	Green Gram (Moong Bean/ Moong)	RF	4	216.01					
248	Mysuru	Nanjangud	KURIHUNDI	GP	Green Gram (Moong Bean/ Moong)	RF	4	318.22					

**Government of Karnataka**  
**Directorate of Economics and Statistics**  
**GP Level Average Yield data for Kharif season 2019-20**

S.N	District	Taluk	Insurance Unit (hobli/ GP)	GP/HO BLI	Crop	IRR/RF	No_CCE Conducted	Average Yield(Kg/Ha)	Name_Of_Higher_Level	No_cce Conducted_Higher	Higher average Yield(Kg/Ha)	Neighbo uring Yield	Tech. based Yield
249	Mysuru	Nanjangud	MALLUPURA	GP	Green Gram (Moong Bean/ Moong)	RF	4	108.00					
250	Mysuru	Nanjangud	MARALURU	GP	Green Gram (Moong Bean/ Moong)	RF	4	135.00					
251	Mysuru	Nanjangud	NAGARLE	GP	Green Gram (Moong Bean/ Moong)	RF	4	216.00					
252	Mysuru	Nanjangud	NALLITHALAPURA	GP	Green Gram (Moong Bean/ Moong)	RF	4	165.86					
253	Mysuru	Nanjangud	NAVILURU	GP	Green Gram (Moong Bean/ Moong)	RF			Hobli Level	28	186.72		
254	Mysuru	Nanjangud	NERALE	GP	Green Gram (Moong Bean/ Moong)	RF	4	30.09					
255	Mysuru	Nanjangud	RAMPURA	GP	Green Gram (Moong Bean/ Moong)	RF	4	115.72					
256	Mysuru	Nanjangud	SHIRAMMALI	GP	Green Gram (Moong Bean/ Moong)	RF	4	356.79					
257	Mysuru	Nanjangud	SINDHUVALLI	GP	Green Gram (Moong Bean/ Moong)	RF			Hobli Level	28	186.72		
258	Mysuru	Nanjangud	SUTHURU	GP	Green Gram (Moong Bean/ Moong)	RF	4	337.51					
259	Mysuru	Nanjangud	THAGADURU	GP	Green Gram (Moong Bean/ Moong)	RF	4	108.00					
260	Mysuru	Nanjangud	THAYURU	GP	Green Gram (Moong Bean/ Moong)	RF	4	189.01					
261	Mysuru	Nanjangud	THUMNERALE	GP	Green Gram (Moong Bean/ Moong)	RF			Hobli Level	12	131.79		
262	Mysuru	Nanjangud	BILIGERE	GP	PADDY	IRR	4	5701.47					

23



**Government of Karnataka**  
**Directorate of Economics and Statistics**  
**GP Level Average Yield data for Kharif season 2019-20**

S.N	District	Taluk	Insurance Unit (hobli/ GP)	GP/HO BLI	Crop	IRR RF	No_CCE Conducted	Average Yield(Kg/Ha)	Name_Of_Higher_Level	No_cce Conducted Higher	Higher average Yield(Kg/Ha)	Neighbo uring Yield	Tech- based Yield
263	Mysuru	Nanjangud	DEBURU	GP	PADDY	IRR	4	6864.69					
264	Mysuru	Nanjangud	DEVARASANAHALLI	GP	PADDY	IRR	4	7057.41					
265	Mysuru	Nanjangud	DEVIRAMMANAHALLI	GP	PADDY	IRR	4	2123.60					
266	Mysuru	Nanjangud	DUGGAHALLI	GP	PADDY	IRR	4	5325.73					
267	Mysuru	Nanjangud	HADINARU	GP	PADDY	IRR	4	3865.24					
268	Mysuru	Nanjangud	HADYA	GP	PADDY	IRR	4	4900.98					
269	Mysuru	Nanjangud	HAGINAVALU	GP	PADDY	IRR	4	4868.31					
270	Mysuru	Nanjangud	HARADANAHALLI	GP	PADDY	IRR			Hobli Level	37	4655.97		
271	Mysuru	Nanjangud	HEDIYALA	GP	PADDY	IRR	4	4330.68					
272	Mysuru	Nanjangud	HEGGADAHALLI	GP	PADDY	IRR	4	2526.37					
273	Mysuru	Nanjangud	HORALAVADI	GP	PADDY	IRR	4	4518.05					
274	Mysuru	Nanjangud	HOSAKOTE	GP	PADDY	IRR	4	5252.22					
275	Mysuru	Nanjangud	HULIMAVU	GP	PADDY	IRR	4	1520.53					
276	Mysuru	Nanjangud	HULLAHALLI	GP	PADDY	IRR	4	4170.00					
277	Mysuru	Nanjangud	HURA	GP	PADDY	IRR	4	3871.77					
278	Mysuru	Nanjangud	KALALE	GP	PADDY	IRR	4	1623.65					
279	Mysuru	Nanjangud	KARYA	GP	PADDY	IRR			Hobli Level	22	4381.35		
280	Mysuru	Nanjangud	KEMPISIDDANAHUNDI	GP	PADDY	IRR	4	3242.81					
281	Mysuru	Nanjangud	KURIHUNDI	GP	PADDY	IRR	4	4174.47					
282	Mysuru	Nanjangud	MALLUPURA	GP	PADDY	IRR	4	4188.70					

**Government of Karnataka**  
**Directorate of Economics and Statistics**  
**GP Level Average Yield data for Kharif season 2019-20**

S.N	District	Taluk	Insurance Unit (hobli/ GP)	GP/HO BLI	Crop	IRR/ RF	No_CCE Conducted	Average Yield(Kg/Ha)	Name_Of_Higher_Level	No_cce Conducted_Higher	Higher average Yield(Kg/Ha)	Neighbo uring Yield	Tech based Yield
283	Mysuru	Nanjangud	MARALURU	GP	PADDY	IRR	4	2042.15					
284	Mysuru	Nanjangud	NAGARLE	GP	PADDY	IRR	4	935.23					
285	Mysuru	Nanjangud	NALLITHALAPURA	GP	PADDY	IRR	4	6297.76					
286	Mysuru	Nanjangud	Nanjangud(ULB)	GP	PADDY	IRR	4	4108.65					
287	Mysuru	Nanjangud	NAVILURU	GP	PADDY	IRR	4	5546.28					
288	Mysuru	Nanjangud	RAMPURA	GP	PADDY	IRR	4	3278.57					
289	Mysuru	Nanjangud	SHIRAMALLI	GP	PADDY	IRR	4	3788.46					
290	Mysuru	Nanjangud	SINDHUVALLI	GP	PADDY	IRR	4	4881.62					
291	Mysuru	Nanjangud	SUTHURU	GP	PADDY	IRR	4	7567.11					
292	Mysuru	Nanjangud	THAGADURU	GP	PADDY	IRR			Hobli Level	22	4381.35		
293	Mysuru	Nanjangud	THANDAVAPURA	GP	PADDY	IRR	4	6068.41					
294	Mysuru	Nanjangud	THAYURU	GP	PADDY	IRR	4	3455.19					
295	Mysuru	Nanjangud	THUMNERALE	GP	PADDY	IRR	4	3839.10					
296	Mysuru	Periyapatana	ATTHIGUDU	GP	Maize (Makka)	RF	4	4286.82					
297	Mysuru	Periyapatana	AVARTHI	GP	Maize (Makka)	RF			Hobli Level	35	3479.69		
298	Mysuru	Periyapatana	BETTADAPURA	GP	Maize (Makka)	RF	4	9506.16					
299	Mysuru	Periyapatana	BETTADATHUNGA	GP	Maize (Makka)	RF			Hobli Level	22	3991.73		
300	Mysuru	Periyapatana	BHUVANAHALLI	GP	Maize (Makka)	RF	4	2098.24					
301	Mysuru	Periyapatana	BYLUKUPPE	GP	Maize (Makka)	RF	4	4699.21					
302	Mysuru	Periyapatana	CHANKALKAVAL	GP	Maize (Makka)	RF	4	4590.23					

**Government of Karnataka**  
**Directorate of Economics and Statistics**  
**GP Level Average Yield data for Kharif season 2019-20**

S.N	District	Taluk	Insurance Unit (hobli/ GP)	GP/HO BLI	Crop	IRR RF	No_CCE Conducted	Average Yield(Kg/Ha)	Name Of Higher Level	No_cce Conducted Higher	Higher average Yield(Kg/Ha)	Neighbo uring Yield	Tech. based Yield
303	Mysuru	Periyapatana	CHAPPARADAHALLI	GP	Maize (Makka)	RF			Hobli Level	57	3582.10		
304	Mysuru	Periyapatana	CHIKKANERALE	GP	Maize (Makka)	RF	4	4101.96					
305	Mysuru	Periyapatana	CHITTANAHALLI	GP	Maize (Makka)	RF	4	4156.79					
306	Mysuru	Periyapatana	CHOWTHI	GP	Maize (Makka)	RF	4	9926.43					
307	Mysuru	Periyapatana	DODDABYALALU	GP	Maize (Makka)	RF	4	4736.44					
308	Mysuru	Periyapatana	DODDAKAMARAVALLI	GP	Maize (Makka)	RF	4	329.46					
309	Mysuru	Periyapatana	HALAGANAHALLI	GP	Maize (Makka)	RF			Hobli Level	57	3735.71		
310	Mysuru	Periyapatana	HANDITHAVALLI	GP	Maize (Makka)	RF	4	1968.73					
311	Mysuru	Periyapatana	HARADURU	GP	Maize (Makka)	RF	4	2186.49					
312	Mysuru	Periyapatana	HARANAHALLI	GP	Maize (Makka)	RF	4	1558.59					
313	Mysuru	Periyapatana	HITNEHEBBAGILU	GP	Maize (Makka)	RF	4	4626.26					
314	Mysuru	Periyapatana	HUNASAVADI	GP	Maize (Makka)	RF			Hobli Level	33	5176.24		
315	Mysuru	Periyapatana	KAMPLAPURA	GP	Maize (Makka)	RF	4	4175.86					
316	Mysuru	Periyapatana	KANAGALU	GP	Maize (Makka)	RF			Hobli Level	35	3479.69		
317	Mysuru	Periyapatana	KIRNALLI	GP	Maize (Makka)	RF	4	5048.99					
318	Mysuru	Periyapatana	KITTHURU	GP	Maize (Makka)	RF			Hobli Level	22	3991.73		
319	Mysuru	Periyapatana	KOMALAPURA	GP	Maize (Makka)	RF	4	77.81					
320	Mysuru	Periyapatana	KOPPA	GP	Maize (Makka)	RF	4	5400.17					
321	Mysuru	Periyapatana	MAKODU	GP	Maize (Makka)	RF			Hobli Level	22	3350.66		
322	Mysuru	Periyapatana	MALANGI	GP	Maize (Makka)	RF	4	6482.46					

**Government of Karnataka**  
**Directorate of Economics and Statistics**  
**GP Level Average Yield data for Kharif season 2019-20**

S.N	District	Taluk	Insurance Unit (hobli/ GP)	GP/HO BLI	Crop	IRR RF	No_CCE Conducted	Average Yield(Kg/Ha)	Name_Of Higher Level	No_cce Conducted Higher	Higher average Yield(Kg/Ha)	Neighboring Yield	Tech. based Yield
323	Mysuru	Periyapatana	MUTHURU	GP	Maize (Makka)	RF	4	6.53					
324	Mysuru	Periyapatana	N.SHETTIHALLI	GP	Maize (Makka)	RF			Hobli Level	44	3831.46		
325	Mysuru	Periyapatana	NAVILURU	GP	Maize (Makka)	RF	4	6011.42					
326	Mysuru	Periyapatana	PANCHAVALLI	GP	Maize (Makka)	RF	4	1799.28					
327	Mysuru	Periyapatana	PUNADAHALLI	GP	Maize (Makka)	RF	4	131.08					
328	Mysuru	Periyapatana	RAMANATHATHUNGA	GP	Maize (Makka)	RF	4	6421.10					
329	Mysuru	Periyapatana	RAVANDURU	GP	Maize (Makka)	RF			Hobli Level	22	3350.66		
330	Mysuru	T-Narsipur	ANKANAHALLI	GP	PADDY	IRR	4	4214.84					
331	Mysuru	T-Narsipur	ATTHAHALLI	GP	PADDY	IRR	4	5856.02					
332	Mysuru	T-Narsipur	B.SEEHALLI	GP	PADDY	IRR	4	3118.66					
333	Mysuru	T-Narsipur	B.SHETTIHALLI	GP	PADDY	IRR	4	5148.95					
334	Mysuru	T-Narsipur	Bannur(ULB)	GP	PADDY	IRR	4	5587.12					
335	Mysuru	T-Narsipur	BEEDANAHALLI	GP	PADDY	IRR	4	7784.10					
336	Mysuru	T-Narsipur	BENAKANAHALLI	GP	PADDY	IRR	4	5668.80					
337	Mysuru	T-Narsipur	CHIDARAVALLI	GP	PADDY	IRR	4	5184.42					
338	Mysuru	T-Narsipur	DODDEBAGILU	GP	PADDY	IRR	4	6167.07					
339	Mysuru	T-Narsipur	GARGESHWARI	GP	PADDY	IRR	4	4900.98					
340	Mysuru	T-Narsipur	HANUMANALU	GP	PADDY	IRR	4	5922.02					
341	Mysuru	T-Narsipur	HEGGURU	GP	PADDY	IRR	4	5962.86					
342	Mysuru	T-Narsipur	HEMMIGE	GP	PADDY	IRR	4	4590.59					

**Government of Karnataka**  
**Directorate of Economics and Statistics**  
**GP Level Average Yield data for Kharif season 2019-20**

S.N	District	Taluk	Insurance Unit (hobli/ GP)	GP/HO BLI	Crop	IRR RF	No_CCE Conducted	Average Yield(Kg/Ha)	Name_Of Higher Level	No_cce Conducted Higher	Higher average Yield(Kg/Ha)	Neighbo uring Yield	Tech. based Yield
343	Mysuru	T-Narsipur	HOLESALU	GP	PADDY	IRR	4	4933.13					
344	Mysuru	T-Narsipur	HOSAKOTE	GP	PADDY	IRR	4	4212.40					
345	Mysuru	T-Narsipur	KALIYURU	GP	PADDY	IRR	4	1066.52					
346	Mysuru	T-Narsipur	KAROHATTI	GP	PADDY	IRR	4	5904.04					
347	Mysuru	T-Narsipur	KETHUPURA	GP	PADDY	IRR	4	6930.80					
348	Mysuru	T-Narsipur	KIRAGASURU	GP	PADDY	IRR	4	7133.39					
349	Mysuru	T-Narsipur	KODAGAHALLI	GP	PADDY	IRR	4	5521.77					
350	Mysuru	T-Narsipur	KOLATTHURU	GP	PADDY	IRR	4	5347.86					
351	Mysuru	T-Narsipur	KOTTHEGALA	GP	PADDY	IRR	4	5301.23					
352	Mysuru	T-Narsipur	KUPYA	GP	PADDY	IRR	4	8564.00					
353	Mysuru	T-Narsipur	MADAPURA	GP	PADDY	IRR	4	5722.31					
354	Mysuru	T-Narsipur	MALIYURU	GP	PADDY	IRR	4	5358.40					
355	Mysuru	T-Narsipur	MUGURU	GP	PADDY	IRR	4	3941.20					
356	Mysuru	T-Narsipur	MUTTHALAVADI	GP	PADDY	IRR	4	6950.04					
357	Mysuru	T-Narsipur	RANGASAMUDRA	GP	PADDY	IRR	4	5521.77					
358	Mysuru	T-Narsipur	SOMANATHAPURA	GP	PADDY	IRR	4	3349.01					
359	Mysuru	T-Narsipur	SOSALE	GP	PADDY	IRR	4	11721.51					
360	Mysuru	T-Narsipur	T Narsipura (ULB)	GP	PADDY	IRR	4	5005.94					
361	Mysuru	T-Narsipur	T.DODDAPURA	GP	PADDY	IRR	4	4717.19					
362	Mysuru	T-Narsipur	THALAKADU	GP	PADDY	IRR	4	4896.90					

**Government of Karnataka**  
**Directorate of Economics and Statistics**  
**GP Level Average Yield data for Kharif season 2019-20**

S.N	District	Taluk	Insurance Unit (hobli/ GP)	GP/HO BLI	Crop	IRR_RF	No_CCE_Conducted	Average Yield(Kg/Ha)	Name_Of_Higher_Level	No_cce_Conducted_Higher	Higher average Yield(Kg/Ha)	Neighboring Yield	Tech. based Yield
363	Mysuru	T-Narsipur	THUMBALA	GP	PADDY	IRR	4	5309.39					
364	Mysuru	T-Narsipur	THURUGANURU	GP	PADDY	IRR	4	6224.25					
365	Mysuru	T-Narsipur	UKKALAGERE	GP	PADDY	IRR	4	5261.21					
366	Mysuru	T-Narsipur	VATALU	GP	PADDY	IRR	4	5868.29					
367	Mysuru	T-Narsipur	YACHENAHALLI	GP	PADDY	IRR	4	4132.49					

  
 Director  
 Directorate of Economics and Statistics

**Government of Karnataka**  
**Directorate of Economics and Statistics**  
**GP Level Average Yield data for Kharif season 2019-20**

S.N	District	Taluk	Insurance Unit (hobli/ GP)	GP/HO BLI	Crop	IRR RF	No_CCE Conducted	Average Yield(Kg/Ha)	Name_Of Higher Level	No_cce Conducted Higher	Higher average Yield(Kg/Ha)	Neighboring Yield	Tech based Yield
1	Raichur	Devdurga	ALKOD	GP	PADDY	IRR	4	6129.30					
2	Raichur	Devdurga	AMARAPUR	GP	PADDY	IRR			Hobli Level	24	5471.75		
3	Raichur	Devdurga	AREKERA	GP	PADDY	IRR	4	6194.79					
4	Raichur	Devdurga	B. GANEKAL	GP	PADDY	IRR	4	6339.42					
5	Raichur	Devdurga	BHUMANAGUNDA	GP	PADDY	IRR	4	6701.11					
6	Raichur	Devdurga	CHINCHODI	GP	PADDY	IRR			Hobli Level	24	5471.75		
7	Raichur	Devdurga	DONDAMBLI	GP	PADDY	IRR			Hobli Level	18	5401.71		
8	Raichur	Devdurga	GABBUR	GP	PADDY	IRR			Hobli Level	22	5086.80		
9	Raichur	Devdurga	GALAG	GP	PADDY	IRR			Hobli Level	24	5471.75		
10	Raichur	Devdurga	GANADHAL	GP	PADDY	IRR			Hobli Level	24	5471.75		
11	Raichur	Devdurga	GUGAL	GP	PADDY	IRR			Hobli Level	40	5176.77		
12	Raichur	Devdurga	HEMNAL	GP	PADDY	IRR			Hobli Level	40	5118.29		
13	Raichur	Devdurga	HIREBUDUR	GP	PADDY	IRR	4	4889.47					
14	Raichur	Devdurga	HOSUR SIDDAPUR	GP	PADDY	IRR			Hobli Level	24	5471.75		
15	Raichur	Devdurga	JAGIR JADALADINNI	GP	PADDY	IRR	4	6359.69					
16	Raichur	Devdurga	JALAHALLI	GP	PADDY	IRR	4	6375.52					
17	Raichur	Devdurga	JERABANDI	GP	PADDY	IRR			Hobli Level	18	5401.71		
18	Raichur	Devdurga	K. IRABGERA	GP	PADDY	IRR			Hobli Level	18	5401.71		
19	Raichur	Devdurga	KAREGUDDA	GP	PADDY	IRR			Hobli Level	18	5401.71		
20	Raichur	Devdurga	KARIDIGUDDA	GP	PADDY	IRR	4	6339.49					

**Government of Karnataka**  
**Directorate of Economics and Statistics**  
**GP Level Average Yield data for Kharif season 2019-20**

S.N	District	Taluk	Insurance Unit (hobli/ GP)	GP/HO BLI	Crop	IRR/ RF	No_CCE Conducted	Average Yield(Kg/Ha)	Name Of Higher Level	No_cce Conducted Higher	Higher average Yield(Kg/Ha)	Neighboring Yield	Tech based Yield
21	Raichur	Devdurga	KOPPAR	GP	PADDY	IRR	4	5589.37					
22	Raichur	Devdurga	KOTHDODDI	GP	PADDY	IRR			Hobli Level	34	6427.14		
23	Raichur	Devdurga	KYADIGERA	GP	PADDY	IRR	4	6696.83					
24	Raichur	Devdurga	MALADKAL	GP	PADDY	IRR	4	4714.85					
25	Raichur	Devdurga	MALLEDEVARAGUDDA	GP	PADDY	IRR			Hobli Level	34	6427.14		
26	Raichur	Devdurga	MASARKAL	GP	PADDY	IRR	4	7744.58					
27	Raichur	Devdurga	MUNDARGI	GP	PADDY	IRR			Hobli Level	24	5471.75		
28	Raichur	Devdurga	MUSTUR	GP	PADDY	IRR	4	6923.84					
29	Raichur	Devdurga	NAGADADINNI	GP	PADDY	IRR	4	6836.53					
30	Raichur	Devdurga	PALKANMARADI	GP	PADDY	IRR			Hobli Level	24	5471.75		
31	Raichur	Devdurga	RAMADURGA	GP	PADDY	IRR	4	4802.16					
32	Raichur	Devdurga	SOMANAMARADI	GP	PADDY	IRR	4	5848.50					
33	Raichur	Devdurga	ALKOD	GP	Pearl Millet (Bajra/Bulrush Millet/Spiked)	RF	4	880.25					
34	Raichur	Devdurga	AMARAPUR	GP	Pearl Millet (Bajra/Bulrush Millet/Spiked)	RF	4	851.46					
35	Raichur	Devdurga	AREKERA	GP	Pearl Millet (Bajra/Bulrush Millet/Spiked)	RF	4	1060.82					
36	Raichur	Devdurga	B. GANEKAL	GP	Pearl Millet (Bajra/Bulrush Millet/Spiked)	RF	4	1159.95					
37	Raichur	Devdurga	BHUMANAGUNDA	GP	Pearl Millet (Bajra/Bulrush Millet/Spiked)	RF	4	407.22					



**Government of Karnataka**  
**Directorate of Economics and Statistics**  
**GP Level Average Yield data for Kharif season 2019-20**

S.N	District	Taluk	Insurance Unit (hobli/ GP)	GP/HO BLI	Crop	IRR- RF	No_CCE Conducted	Average Yield(Kg/Ha)	Name_Of_Higher_Level	No_cce Conducted_Higher	Higher average Yield(Kg/Ha)	Neighbo-uring Yield	Tech- based Yield
38	Raichur	Devdurga	CHINCHODI	GP	Pearl Millet (Bajra/Bulrush Millet/Spiked)	RF			Hobli Level	32	1056.10		
39	Raichur	Devdurga	DONDAMBLI	GP	Pearl Millet (Bajra/Bulrush Millet/Spiked)	RF			Hobli Level	22	1183.05		
40	Raichur	Devdurga	GABBUR	GP	Pearl Millet (Bajra/Bulrush Millet/Spiked)	RF			Hobli Level	6	2001.67		
41	Raichur	Devdurga	GALAG	GP	Pearl Millet (Bajra/Bulrush Millet/Spiked)	RF	4	1596.99					
42	Raichur	Devdurga	GANADHAL	GP	Pearl Millet (Bajra/Bulrush Millet/Spiked)	RF			Hobli Level	32	1056.10		
43	Raichur	Devdurga	GUGAL	GP	Pearl Millet (Bajra/Bulrush Millet/Spiked)	RF			Hobli Level	28	1767.78		
44	Raichur	Devdurga	HEMNAL	GP	Pearl Millet (Bajra/Bulrush Millet/Spiked)	RF	4	1850.99					
45	Raichur	Devdurga	HIREBUDUR	GP	Pearl Millet (Bajra/Bulrush Millet/Spiked)	RF			Hobli Level	28	1728.80		
46	Raichur	Devdurga	HOSUR SIDDAPUR	GP	Pearl Millet (Bajra/Bulrush Millet/Spiked)	RF	4	822.66					
47	Raichur	Devdurga	JAGIR JADALADINNI	GP	Pearl Millet (Bajra/Bulrush Millet/Spiked)	RF			Hobli Level	32	824.82		
48	Raichur	Devdurga	JALAHALLI	GP	Pearl Millet (Bajra/Bulrush Millet/Spiked)	RF			Hobli Level	32	1056.10		
49	Raichur	Devdurga	JERABANDI	GP	Pearl Millet (Bajra/Bulrush Millet/Spiked)	RF	4	1345.87					
50	Raichur	Devdurga	K. IRABGERA	GP	Pearl Millet (Bajra/Bulrush Millet/Spiked)	RF	4	826.77					
51	Raichur	Devdurga	KAREGUDDA	GP	Pearl Millet (Bajra/Bulrush Millet/Spiked)	RF			Hobli Level	22	1183.05		

**Government of Karnataka**  
**Directorate of Economics and Statistics**  
**GP Level Average Yield data for Kharif season 2019-20**

S.N	District	Taluk	Insurance Unit (hobli/ GP)	GP/HO BLI	Crop	IRR RF	No_CCE Conducted	Average Yield(Kg/Ha)	Name_Of_Higher_Level	No_cce Conducted_Higher	Higher average Yield(Kg/Ha)	Neighbo uring Yield	Tech. based Yield
52	Raichur	Devdurga	KARIDIGUDDA	GP	Pearl Millet (Bajra/Bulrush Millet/Spiked)	RF	4	1048.14					
53	Raichur	Devdurga	KOPPAR	GP	Pearl Millet (Bajra/Bulrush Millet/Spiked)	RF	4	1616.53					
54	Raichur	Devdurga	KOTHDODDI	GP	Pearl Millet (Bajra/Bulrush Millet/Spiked)	RF	4	954.90					
55	Raichur	Devdurga	KYADIGERA	GP	Pearl Millet (Bajra/Bulrush Millet/Spiked)	RF	4	366.08					
56	Raichur	Devdurga	MALADKAL	GP	Pearl Millet (Bajra/Bulrush Millet/Spiked)	RF			Hobli Level	38	1805.53		
57	Raichur	Devdurga	MALLEDEVARAGUDDA	GP	Pearl Millet (Bajra/Bulrush Millet/Spiked)	RF	4	909.66					
58	Raichur	Devdurga	MASARKAL	GP	Pearl Millet (Bajra/Bulrush Millet/Spiked)	RF			Hobli Level	22	1183.05		
59	Raichur	Devdurga	MUNDARGI	GP	Pearl Millet (Bajra/Bulrush Millet/Spiked)	RF	4	1106.48					
60	Raichur	Devdurga	MUSTUR	GP	Pearl Millet (Bajra/Bulrush Millet/Spiked)	RF			Hobli Level	38	942.50		
61	Raichur	Devdurga	NAGADADINNI	GP	Pearl Millet (Bajra/Bulrush Millet/Spiked)	RF			Hobli Level	38	1060.19		
62	Raichur	Devdurga	PALKANMARADI	GP	Pearl Millet (Bajra/Bulrush Millet/Spiked)	RF	4	872.02					
63	Raichur	Devdurga	RAMADURGA	GP	Pearl Millet (Bajra/Bulrush Millet/Spiked)	RF			Hobli Level	38	1883.98		
64	Raichur	Devdurga	SOMANAMARADI	GP	Pearl Millet (Bajra/Bulrush Millet/Spiked)	RF			Hobli Level	32	1056.10		
65	Raichur	Lingasugur	AMDIHAL	GP	Pearl Millet (Bajra/Bulrush Millet/Spiked)	RF			Hobli Level	35	1245.54		

**Government of Karnataka**  
**Directorate of Economics and Statistics**  
**GP Level Average Yield data for Kharif season 2019-20**

S.N	District	Taluk	Insurance Unit (hobli/ GP)	GP/HO BLI	Crop	IRR RF	No_CCE Conducted	Average Yield(Kg/Ha)	Name_Of Higher Level	No_cce Conducted Higher	Higher average Yield(Kg/Ha)	Neighboring Yield	Tech. based Yield
66	Raichur	Lingasugur	ANEHOSUR	GP	Pearl Millet (Bajra/Bulrush Millet/Spiked)	RF	4	1690.57					
67	Raichur	Lingasugur	ANKUSHADODDI	GP	Pearl Millet (Bajra/Bulrush Millet/Spiked)	RF	4	1129.79					
68	Raichur	Lingasugur	ANWARI	GP	Pearl Millet (Bajra/Bulrush Millet/Spiked)	RF	4	1256.20					
69	Raichur	Lingasugur	BANNIGOL	GP	Pearl Millet (Bajra/Bulrush Millet/Spiked)	RF	4	1433.49					
70	Raichur	Lingasugur	BAYYAPUR	GP	Pearl Millet (Bajra/Bulrush Millet/Spiked)	RF			Hobli Level	35	1245.54		
71	Raichur	Lingasugur	CHITTAPURA	GP	Pearl Millet (Bajra/Bulrush Millet/Spiked)	RF	4	1055.06					
72	Raichur	Lingasugur	DEVARBHOOPUR	GP	Pearl Millet (Bajra/Bulrush Millet/Spiked)	RF			Hobli Level	42	1003.23		
73	Raichur	Lingasugur	EACHNAL	GP	Pearl Millet (Bajra/Bulrush Millet/Spiked)	RF	4	938.45					
74	Raichur	Lingasugur	GEJJELGATTA	GP	Pearl Millet (Bajra/Bulrush Millet/Spiked)	RF	4	835.59					
75	Raichur	Lingasugur	GOREBAL	GP	Pearl Millet (Bajra/Bulrush Millet/Spiked)	RF			Hobli Level	80	1355.01		
76	Raichur	Lingasugur	GOUDOOR	GP	Pearl Millet (Bajra/Bulrush Millet/Spiked)	RF	4	900.81					
77	Raichur	Lingasugur	GUNTGOL	GP	Pearl Millet (Bajra/Bulrush Millet/Spiked)	RF	4	1110.59					
78	Raichur	Lingasugur	GURGUNTA	GP	Pearl Millet (Bajra/Bulrush Millet/Spiked)	RF	4	1456.11					
79	Raichur	Lingasugur	HALKAVATAGI	GP	Pearl Millet (Bajra/Bulrush Millet/Spiked)	RF	4	1240.85					

**Government of Karnataka**  
**Directorate of Economics and Statistics**  
**GP Level Average Yield data for Kharif season 2019-20**

S.N	District	Taluk	Insurance Unit (hobli/ GP)	GP/HO BLI	Crop	IRR RF	No_CCE Conducted	Average Yield(Kg/Ha)	Name Of Higher Level	No_cce Conducted Higher	Higher average Yield(Kg/Ha)	Neighboring Yield	Tech-based Yield
80	Raichur	Lingasugur	HONNALLI	GP	Pearl Millet (Bajra/Bulrush Millet/Spiked)	RF	4	923.48					
81	Raichur	Lingasugur	HUNOOR	GP	Pearl Millet (Bajra/Bulrush Millet/Spiked)	RF	4	855.57					
82	Raichur	Lingasugur	HUTTI	GP	Pearl Millet (Bajra/Bulrush Millet/Spiked)	RF			Hobli Level	42	1003.23		
83	Raichur	Lingasugur	KACHAPUR	GP	Pearl Millet (Bajra/Bulrush Millet/Spiked)	RF	4	1417.03					
84	Raichur	Lingasugur	KALAPUR	GP	Pearl Millet (Bajra/Bulrush Millet/Spiked)	RF	4	1546.60					
85	Raichur	Lingasugur	KANNAL	GP	Pearl Millet (Bajra/Bulrush Millet/Spiked)	RF	4	1094.14					
86	Raichur	Lingasugur	KHAIRAWADGI	GP	Pearl Millet (Bajra/Bulrush Millet/Spiked)	RF			Hobli Level	73	1311.34		
87	Raichur	Lingasugur	KOTA	GP	Pearl Millet (Bajra/Bulrush Millet/Spiked)	RF	4	622.35					
88	Raichur	Lingasugur	MARALDINNI	GP	Pearl Millet (Bajra/Bulrush Millet/Spiked)	RF			Hobli Level	25	1203.76		
89	Raichur	Lingasugur	Maski(ULB)	GP	Pearl Millet (Bajra/Bulrush Millet/Spiked)	RF			Hobli Level	25	1203.76		
90	Raichur	Lingasugur	MATTUR	GP	Pearl Millet (Bajra/Bulrush Millet/Spiked)	RF			Hobli Level	38	1442.95		
91	Raichur	Lingasugur	MAVINABHAVI	GP	Pearl Millet (Bajra/Bulrush Millet/Spiked)	RF			Hobli Level	38	1442.95		
92	Raichur	Lingasugur	MEDAKINAL	GP	Pearl Millet (Bajra/Bulrush Millet/Spiked)	RF	4	1592.44					
93	Raichur	Lingasugur	Mudgal(ULB)	GP	Pearl Millet (Bajra/Bulrush Millet/Spiked)	RF	4	1276.77					

**Government of Karnataka**  
**Directorate of Economics and Statistics**  
**GP Level Average Yield data for Kharif season 2019-20**

S.N	District	Taluk	Insurance Unit (hobli/ GP)	GP/HO BLI	Crop	IRR RF	No. CCE Conducted	Average Yield(Kg/Ha)	Name Of Higher Level	No. cce Conducted Higher	Higher average Yield(Kg/Ha)	Neighboring Yield	Tech. based Yield
94	Raichur	Lingasugur	NAGALAPUR	GP	Pearl Millet (Bajra/Bulrush Millet/Spiked)	RF	4	1295.69					
95	Raichur	Lingasugur	NAGARAHAL	GP	Pearl Millet (Bajra/Bulrush Millet/Spiked)	RF	4	1090.03					
96	Raichur	Lingasugur	NARAKALADINNI	GP	Pearl Millet (Bajra/Bulrush Millet/Spiked)	RF	4	1003.64					
97	Raichur	Lingasugur	NEERALAKERA	GP	Pearl Millet (Bajra/Bulrush Millet/Spiked)	RF	4	1457.69					
98	Raichur	Lingasugur	PAIDODDI	GP	Pearl Millet (Bajra/Bulrush Millet/Spiked)	RF	4	1169.58					
99	Raichur	Lingasugur	RODALBANDA U.K.P.	GP	Pearl Millet (Bajra/Bulrush Millet/Spiked)	RF	4	1920.50					
100	Raichur	Lingasugur	ROUDALABANDA	GP	Pearl Millet (Bajra/Bulrush Millet/Spiked)	RF	4	1754.33					
101	Raichur	Lingasugur	SANTHEKELLUR	GP	Pearl Millet (Bajra/Bulrush Millet/Spiked)	RF	4	1231.43					
102	Raichur	Lingasugur	SARJAPUR	GP	Pearl Millet (Bajra/Bulrush Millet/Spiked)	RF	4	644.79					
103	Raichur	Lingasugur	TALEKHANA	GP	Pearl Millet (Bajra/Bulrush Millet/Spiked)	RF	4	954.29					
104	Raichur	Lingasugur	UPPARNANDIHAL	GP	Pearl Millet (Bajra/Bulrush Millet/Spiked)	RF	4	1538.38					
105	Raichur	Lingasugur	AMDIHAL	GP	SUNFLOWER	RF	4	269.09					
106	Raichur	Lingasugur	ANEHOSUR	GP	SUNFLOWER	RF			Hobli Level	4	627.35		
107	Raichur	Lingasugur	ANKUSHADODDI	GP	SUNFLOWER	RF	4	329.05					
108	Raichur	Lingasugur	ANWARI	GP	SUNFLOWER	RF			Hobli Level	14	333.36		

**Government of Karnataka**  
**Directorate of Economics and Statistics**  
**GP Level Average Yield data for Kharif season 2019-20**

S.N	District	Taluk	Insurance Unit (hobli/ GP)	GP/HO BLI	Crop	IRR RF	No_CCE Conducted	Average Yield(Kg/Ha)	Name Of Higher Level	No_cce Conducted Higher	Higher average Yield(Kg/Ha)	Neighbo uring Yield	Tech. based Yield
109	Raichur	Lingasugur	BANNIGOL	GP	SUNFLOWER	RF	4	67.27					
110	Raichur	Lingasugur	BAYYAPUR	GP	SUNFLOWER	RF			Hobli Level	16	336.37		
111	Raichur	Lingasugur	CHITTAPURA	GP	SUNFLOWER	RF			Hobli Level	4	627.35		
112	Raichur	Lingasugur	DEVARBHOOPUR	GP	SUNFLOWER	RF			Hobli Level	14	333.36		
113	Raichur	Lingasugur	EACHNAL	GP	SUNFLOWER	RF			Hobli Level	4	627.35		
114	Raichur	Lingasugur	GEJELGATTA	GP	SUNFLOWER	RF			Hobli Level	14	333.36		
115	Raichur	Lingasugur	GOREBAL	GP	SUNFLOWER	RF			Hobli Level	18	568.55		
116	Raichur	Lingasugur	GOUDOOR	GP	SUNFLOWER	RF			Hobli Level	14	333.36		
117	Raichur	Lingasugur	GUNTGOL	GP	SUNFLOWER	RF	4	431.29					
118	Raichur	Lingasugur	GURGUNTA	GP	SUNFLOWER	RF			Hobli Level	14	333.36		
119	Raichur	Lingasugur	HALKAVATAGI	GP	SUNFLOWER	RF			Hobli Level	16	336.37		
120	Raichur	Lingasugur	HONNALLI	GP	SUNFLOWER	RF			Hobli Level	14	333.36		
121	Raichur	Lingasugur	HUNOOR	GP	SUNFLOWER	RF			Hobli Level	16	336.37		
122	Raichur	Lingasugur	HUTTI	GP	SUNFLOWER	RF			Hobli Level	14	333.36		
123	Raichur	Lingasugur	KACHAPUR	GP	SUNFLOWER	RF	4	597.27					
124	Raichur	Lingasugur	KALAPUR	GP	SUNFLOWER	RF			Hobli Level	18	578.35		
125	Raichur	Lingasugur	KANNAL	GP	SUNFLOWER	RF	4	212.77					
126	Raichur	Lingasugur	KHAIRAWADGI	GP	SUNFLOWER	RF	4	546.26					
127	Raichur	Lingasugur	KOTA	GP	SUNFLOWER	RF			Hobli Level	14	333.36		
128	Raichur	Lingasugur	MARALDINNI	GP	SUNFLOWER	RF	4	216.17					

**Government of Karnataka**  
**Directorate of Economics and Statistics**  
**GP Level Average Yield data for Kharif season 2019-20**

S.N	District	Taluk	Insurance Unit (hobli/ GP)	GP/HO BLI	Crop	IRR RF	No_CCE Conducted	Average Yield(Kg/Ha)	Name Of Higher Level	No_cce Conducted Higher	Higher average Yield(Kg/Ha)	Neighbo uring Yield	Tech. based Yield
129	Raichur	Lingasugur	Maski(ULB)	GP	SUNFLOWER	RF			Hobli Level	14	319.26		
130	Raichur	Lingasugur	MATTUR	GP	SUNFLOWER	RF			Hobli Level	4	627.35		
131	Raichur	Lingasugur	MAVINABHAVI	GP	SUNFLOWER	RF			Hobli Level	4	627.35		
132	Raichur	Lingasugur	MEDAKINAL	GP	SUNFLOWER	RF			Hobli Level	14	319.26		
133	Raichur	Lingasugur	Mudgal(ULB)	GP	SUNFLOWER	RF			Hobli Level	16	336.37		
134	Raichur	Lingasugur	NAGALAPUR	GP	SUNFLOWER	RF			Hobli Level	16	336.37		
135	Raichur	Lingasugur	NAGARAHAL	GP	SUNFLOWER	RF			Hobli Level	16	336.37		
136	Raichur	Lingasugur	NARAKALADINNI	GP	SUNFLOWER	RF			Hobli Level	20	569.16		
137	Raichur	Lingasugur	NEERALAKERA	GP	SUNFLOWER	RF			Hobli Level	4	627.35		
138	Raichur	Lingasugur	PAIDODDI	GP	SUNFLOWER	RF			Hobli Level	14	333.36		
139	Raichur	Lingasugur	RODALBANDA U.K.P.	GP	SUNFLOWER	RF			Hobli Level	4	627.35		
140	Raichur	Lingasugur	ROUDALABANDA	GP	SUNFLOWER	RF	4	320.48					
141	Raichur	Lingasugur	SANTHEKELLUR	GP	SUNFLOWER	RF			Hobli Level	4	627.35		
142	Raichur	Lingasugur	SARJAPUR	GP	SUNFLOWER	RF			Hobli Level	18	509.75		
143	Raichur	Lingasugur	TALEKHANA	GP	SUNFLOWER	RF			Hobli Level	14	319.26		
144	Raichur	Lingasugur	UPPARNANDIHAL	GP	SUNFLOWER	RF			Hobli Level	16	336.37		
145	Raichur	Manvi	AROLI	GP	PADDY	IRR			Hobli Level	13	4356.20		
146	Raichur	Manvi	ATNOOR	GP	PADDY	IRR			Hobli Level	14	4487.84		
147	Raichur	Manvi	BAGALAWAD	GP	PADDY	IRR	4	7972.24					
148	Raichur	Manvi	BALLATAGI	GP	PADDY	IRR	4	7373.50					

**Government of Karnataka**  
**Directorate of Economics and Statistics**  
**GP Level Average Yield data for Kharif season 2019-20**

S.N	District	Taluk	Insurance Unit (hobli/ GP)	GP/HO BLI	Crop	IRR RF	No_CCE Conducted	Average Yield(Kg/Ha)	Name_Of_Higher_Level	No_cce Conducted_Higher	Higher average Yield(Kg/Ha)	Neighbo uring Yield	Tech based Yield
149	Raichur	Manvi	BAYAGWAT	GP	PADDY	IRR	4	7766.41					
150	Raichur	Manvi	BHOGAVATI	GP	PADDY	IRR	4	4456.40					
151	Raichur	Manvi	CHAGABHAVI	GP	PADDY	IRR	4	6434.89					
152	Raichur	Manvi	CHIKKAKOTNIKAL	GP	PADDY	IRR	4	2210.34					
153	Raichur	Manvi	GANA DINNY	GP	PADDY	IRR			Hobli Level	32	6009.28		
154	Raichur	Manvi	GORKAL	GP	PADDY	IRR	4	1484.31					
155	Raichur	Manvi	HALAPURA	GP	PADDY	IRR	4	7637.36					
156	Raichur	Manvi	HARVI	GP	PADDY	IRR	4	8478.00					
157	Raichur	Manvi	HIRE HANAGI	GP	PADDY	IRR			Hobli Level	4	6495.14		
158	Raichur	Manvi	HIRE KOTNIKAL	GP	PADDY	IRR	4	7404.06					
159	Raichur	Manvi	HIREDINNI	GP	PADDY	IRR	4	7665.99					
160	Raichur	Manvi	JANEKAL	GP	PADDY	IRR			Hobli Level	36	5553.69		
161	Raichur	Manvi	K. GUDADINNY	GP	PADDY	IRR	4	1335.87					
162	Raichur	Manvi	KALLUR	GP	PADDY	IRR	4	5043.23					
163	Raichur	Manvi	KAPPAGAL	GP	PADDY	IRR	4	9846.17					
164	Raichur	Manvi	Kavithala(ULB)	GP	PADDY	IRR			Hobli Level	4	6495.14		
165	Raichur	Manvi	KURDI	GP	PADDY	IRR			Hobli Level	13	4356.20		
166	Raichur	Manvi	MADAGIRI	GP	PADDY	IRR	4	1999.45					
167	Raichur	Manvi	MADLAPUR	GP	PADDY	IRR			Hobli Level	10	5087.45		
168	Raichur	Manvi	MALLADAGUDDA	GP	PADDY	IRR	4	4898.20					

cb



**Government of Karnataka**  
**Directorate of Economics and Statistics**  
**GP Level Average Yield data for Kharif season 2019-20**

S.N	District	Taluk	Insurance Unit (hobli/ GP)	GP/HO BLI	Crop	IRR RF	No_CCE Conducted	Average Yield(Kg/Ha)	Name_Of Higher Level	No_cce Conducted Higher	Higher average Yield(Kg/Ha)	Neighboring Yield	Tech-based Yield
169	Raichur	Manvi	MALLAT	GP	PADDY	IRR	4	2859.12					
170	Raichur	Manvi	Manvi (ULB)	GP	PADDY	IRR	4	7661.63					
171	Raichur	Manvi	NAKKUNDI	GP	PADDY	IRR			Hobli Level	36	5553.69		
172	Raichur	Manvi	NAVALKAL	GP	PADDY	IRR	4	1754.97					
173	Raichur	Manvi	NEER MANVI	GP	PADDY	IRR	4	6408.03					
174	Raichur	Manvi	PAMANA KALLUR	GP	PADDY	IRR			Taluk Level	111	5620.75		
175	Raichur	Manvi	POTNAL	GP	PADDY	IRR	4	5276.72					
176	Raichur	Manvi	SADAPUR	GP	PADDY	IRR			Hobli Level	23	4478.07		
177	Raichur	Manvi	SANGAPURA	GP	PADDY	IRR			Hobli Level	32	6199.46		
178	Raichur	Manvi	Siravara(ULB)	GP	PADDY	IRR	4	6941.31					
179	Raichur	Manvi	SUNKESHWAR	GP	PADDY	IRR	4	4845.82					
180	Raichur	Manvi	TORAN DINNY	GP	PADDY	IRR	4	5785.64					
181	Raichur	Manvi	UTAKANOOR	GP	PADDY	IRR			Hobli Level	36	6084.21		
182	Raichur	Raichur	ATKOOR	GP	PADDY	IRR			Hobli Level	12	3381.71		
183	Raichur	Raichur	BAYIDODDI	GP	PADDY	IRR			Hobli Level	24	5649.20		
184	Raichur	Raichur	BICHALI	GP	PADDY	IRR			Hobli Level	22	5476.49		
185	Raichur	Raichur	BIJANGERA	GP	PADDY	IRR			Hobli Level	12	6027.12		
186	Raichur	Raichur	CHANDRABANDA	GP	PADDY	IRR			Hobli Level	12	3381.71		
187	Raichur	Raichur	CHIKKASUGUR	GP	PADDY	IRR	4	4751.22					
188	Raichur	Raichur	DEVASUGUR	GP	PADDY	IRR	4	6499.92					

**Government of Karnataka**  
**Directorate of Economics and Statistics**  
**GP Level Average Yield data for Kharif season 2019-20**

S/N	District	Taluk	Insurance Unit (hobli/ GP)	GP/HO BLI	Crop	IRR RF	No_CCE Conducted	Average Yield(Kg/Ha)	Name_Of_Higher_Level	No_cce Conducted_Higher	Higher average Yield(Kg/Ha)	Neighbo_uring_Yield	Tech-based Yield
189	Raichur	Raichur	GANADHAL	GP	PADDY	IRR	4	6986.75					
190	Raichur	Raichur	GILLESUGUR	GP	PADDY	IRR			Hobli Level	22	5476.49		
191	Raichur	Raichur	GUNJAHALLI	GP	PADDY	IRR			Hobli Level	25	5487.25		
192	Raichur	Raichur	HEERAPURA	GP	PADDY	IRR			Hobli Level	22	5476.49		
193	Raichur	Raichur	IDAPANUR	GP	PADDY	IRR	4	5275.50					
194	Raichur	Raichur	JAGERKAL	GP	PADDY	IRR			Hobli Level	52	5967.26		
195	Raichur	Raichur	JAGIR VENKATAPUR	GP	PADDY	IRR	4	7348.61					
196	Raichur	Raichur	JAMBALDINNI	GP	PADDY	IRR			Hobli Level	3	5498.02		
197	Raichur	Raichur	KADLUR	GP	PADDY	IRR	4	5850.59					
198	Raichur	Raichur	KALMALA	GP	PADDY	IRR	4	7466.64					
199	Raichur	Raichur	KAMALAPUR	GP	PADDY	IRR			Hobli Level	3	5498.02		
200	Raichur	Raichur	L.K. DODDI	GP	PADDY	IRR			Hobli Level	3	5498.02		
201	Raichur	Raichur	MAMDAPUR	GP	PADDY	IRR	4	5730.06					
202	Raichur	Raichur	MANSLAPUR	GP	PADDY	IRR			Hobli Level	16	6297.56		
203	Raichur	Raichur	MARCHATAL	GP	PADDY	IRR			Hobli Level	19	5897.79		
204	Raichur	Raichur	MATMARI	GP	PADDY	IRR			Hobli Level	22	5476.49		
205	Raichur	Raichur	MITTIMALKAPUR	GP	PADDY	IRR	4	6365.05					
206	Raichur	Raichur	NADIGADDI MALKAPURA	GP	PADDY	IRR	4	5076.60					
207	Raichur	Raichur	POORTHIPLI	GP	PADDY	IRR			Hobli Level	25	5490.84		
208	Raichur	Raichur	Raichur (ULB)	GP	PADDY	IRR	4	5967.16					

22

**Government of Karnataka**  
**Directorate of Economics and Statistics**  
**GP Level Average Yield data for Kharif season 2019-20**

S.N	District	Taluk	Insurance Unit (hobli/ GP)	GP/HO BLI	Crop	IRR/RF	No_CCE Conducted	Average Yield(Kg/Ha)	Name_Of Higher Level	No_cce Conducted Higher	Higher average Yield(Kg/Ha)	Neighbo uring Yield	Tech. based Yield
209	Raichur	Raichur	SAGAMKUNTA	GP	PADDY	IRR	4	5299.84					
210	Raichur	Raichur	SHAKAWADI	GP	PADDY	IRR	4	2251.20					
211	Raichur	Raichur	SINGANODI	GP	PADDY	IRR			Hobli Level	24	4043.06		
212	Raichur	Raichur	TALAMARI	GP	PADDY	IRR	4	5624.69					
213	Raichur	Raichur	YADLAPUR	GP	PADDY	IRR			Hobli Level	17	5871.12		
214	Raichur	Raichur	YAPALDINNI	GP	PADDY	IRR			Hobli Level	12	3381.71		
215	Raichur	Raichur	YERGERA	GP	PADDY	IRR			Hobli Level	3	5498.02		
216	Raichur	Raichur	ATKOOR	GP	Pigeon pea (red gram/arhar/tur)	RF	4	250.33					
217	Raichur	Raichur	BAYIDODDI	GP	Pigeon pea (red gram/arhar/tur)	RF	4	499.45					
218	Raichur	Raichur	BICHALI	GP	Pigeon pea (red gram/arhar/tur)	RF	4	636.71					
219	Raichur	Raichur	BIJANGERA	GP	Pigeon pea (red gram/arhar/tur)	RF			Hobli Level	18	609.05		
220	Raichur	Raichur	CHANDRABANDA	GP	Pigeon pea (red gram/arhar/tur)	RF	4	492.75					
221	Raichur	Raichur	CHIKKASUGUR	GP	Pigeon pea (red gram/arhar/tur)	RF			Hobli Level	31	600.47		
222	Raichur	Raichur	DEVASUGUR	GP	Pigeon pea (red gram/arhar/tur)	RF	4	784.51					
223	Raichur	Raichur	GANADHAL	GP	Pigeon pea (red gram/arhar/tur)	RF	4	488.08					
224	Raichur	Raichur	GILLESUGUR	GP	Pigeon pea (red gram/arhar/tur)	RF			Hobli Level	27	375.30		
225	Raichur	Raichur	GUNJAHALLI	GP	Pigeon pea (red gram/arhar/tur)	RF			Hobli Level	50	454.73		
226	Raichur	Raichur	HEERAPURA	GP	Pigeon pea (red gram/arhar/tur)	RF	4	253.37					
227	Raichur	Raichur	IDAPANUR	GP	Pigeon pea (red gram/arhar/tur)	RF			Hobli Level	27	375.30		
228	Raichur	Raichur	JAGERKAL	GP	Pigeon pea (red gram/arhar/tur)	RF	4	597.19					

**Government of Karnataka**  
**Directorate of Economics and Statistics**  
**GP Level Average Yield data for Kharif season 2019-20**

S.N	District	Taluk	Insurance Unit (hobli/ GP)	GP/HO BLI	Crop	IRR RF	No_CCE Conducted	Average Yield(Kg/Ha)	Name_Of Higher Level	No_cce Conducted Higher	Higher average Yield(Kg/Ha)	Neighboring Yield	Tech-based Yield
229	Raichur	Raichur	JAGIR VENKATAPUR	GP	Pigeon pea (red gram/arhar/tur)	RF	4	607.25					
230	Raichur	Raichur	JAMBALDINNI	GP	Pigeon pea (red gram/arhar/tur)	RF	4	459.42					
231	Raichur	Raichur	KADLUR	GP	Pigeon pea (red gram/arhar/tur)	RF	4	668.33					
232	Raichur	Raichur	KALMALA	GP	Pigeon pea (red gram/arhar/tur)	RF			Hobli Level	13	596.19		
233	Raichur	Raichur	KAMALAPUR	GP	Pigeon pea (red gram/arhar/tur)	RF	4	699.23					
234	Raichur	Raichur	L.K. DODDI	GP	Pigeon pea (red gram/arhar/tur)	RF	4	129.35					
235	Raichur	Raichur	MAMDAPUR	GP	Pigeon pea (red gram/arhar/tur)	RF			Hobli Level	13	596.19		
236	Raichur	Raichur	MANSLAPUR	GP	Pigeon pea (red gram/arhar/tur)	RF	4	551.60					
237	Raichur	Raichur	MARCHATAL	GP	Pigeon pea (red gram/arhar/tur)	RF			Hobli Level	36	565.18		
238	Raichur	Raichur	MATMARI	GP	Pigeon pea (red gram/arhar/tur)	RF	4	107.08					
239	Raichur	Raichur	MITTIMALKAPUR	GP	Pigeon pea (red gram/arhar/tur)	RF	4	719.55					
240	Raichur	Raichur	NADIGADDI MALKAPURA	GP	Pigeon pea (red gram/arhar/tur)	RF	4	385.71					
241	Raichur	Raichur	POORTHIPLI	GP	Pigeon pea (red gram/arhar/tur)	RF	4	1013.28					
242	Raichur	Raichur	Raichur (ULB)	GP	Pigeon pea (red gram/arhar/tur)	RF	4	865.14					
243	Raichur	Raichur	SAGAMKUNTA	GP	Pigeon pea (red gram/arhar/tur)	RF	4	629.05					
244	Raichur	Raichur	SHAKAWADI	GP	Pigeon pea (red gram/arhar/tur)	RF	4	563.05					
245	Raichur	Raichur	SINGANODI	GP	Pigeon pea (red gram/arhar/tur)	RF	4	330.82					
246	Raichur	Raichur	TALAMARI	GP	Pigeon pea (red gram/arhar/tur)	RF	4	350.93					
247	Raichur	Raichur	UDAMAGAL	GP	Pigeon pea (red gram/arhar/tur)	RF			Hobli Level	36	549.67		
248	Raichur	Raichur	YADLAPUR	GP	Pigeon pea (red gram/arhar/tur)	RF			Hobli Level	37	671.52		

**Government of Karnataka**  
**Directorate of Economics and Statistics**  
**GP Level Average Yield data for Kharif season 2019-20**

S.N	District	Taluk	Insurance Unit (hobli/ GP)	GP/HO BLI	Crop	IRR RF	No_CCE Conducted	Average Yield(Kg/Ha)	Name Of Higher Level	No_cce Conducted Higher	Higher average Yield(Kg/Ha)	Neighboring Yield	Tech. based Yield
249	Raichur	Raichur	YAPALDINNI	GP	Pigeon pea (red gram/arhar/tur)	RF			Hobli Level	15	410.65		
250	Raichur	Raichur	YERGERA	GP	Pigeon pea (red gram/arhar/tur)	RF			Hobli Level	23	534.17		
251	Raichur	Sindhanur	ALABNUR	GP	PADDY	IRR	4	6169.29					
252	Raichur	Sindhanur	BADARLI	GP	PADDY	IRR	4	5163.84					
253	Raichur	Sindhanur	Balaganura(ULB)	GP	PADDY	IRR	4	5195.04					
254	Raichur	Sindhanur	BAPPUR	GP	PADDY	IRR	4	12402.50					
255	Raichur	Sindhanur	BASSAPUR	GP	PADDY	IRR	4	6052.91					
256	Raichur	Sindhanur	BHOOTALDINNI	GP	PADDY	IRR	4	7421.17					
257	Raichur	Sindhanur	CHENNALLI	GP	PADDY	IRR	4	3864.69					
258	Raichur	Sindhanur	DEVARAGUDI	GP	PADDY	IRR	4	6216.61					
259	Raichur	Sindhanur	DHADESUGUR	GP	PADDY	IRR	4	3270.18					
260	Raichur	Sindhanur	GANDHINAGAR	GP	PADDY	IRR	4	6181.69					
261	Raichur	Sindhanur	GONWAR	GP	PADDY	IRR	4	5163.59					
262	Raichur	Sindhanur	GOREBAL	GP	PADDY	IRR	4	7687.82					
263	Raichur	Sindhanur	GOUDAN BHAVI	GP	PADDY	IRR	4	3611.05					
264	Raichur	Sindhanur	GUDADUR	GP	PADDY	IRR	4	6141.91					
265	Raichur	Sindhanur	GUNDA	GP	PADDY	IRR	4	4000.45					
266	Raichur	Sindhanur	GUNJALLI	GP	PADDY	IRR	4	7139.10					
267	Raichur	Sindhanur	HEDAGINALA	GP	PADDY	IRR	4	3440.27					
268	Raichur	Sindhanur	HOSALLI E.J.	GP	PADDY	IRR	4	3773.76					

CB

**Government of Karnataka**  
**Directorate of Economics and Statistics**  
**GP Level Average Yield data for Kharif season 2019-20**

S.N	District	Taluk	Insurance Unit (hobli/ GP)	GP/HO BLI	Crop	IRR RF	No_CCE Conducted	Average Yield(Kg/Ha)	Name_Of_Higher_Level	No_cce Conducted_Higher	Higher average Yield(Kg/Ha)	Neighboring Yield	Tech. based Yield
269	Raichur	Sindhanur	JALIHAI	GP	PADDY	IRR	4	3845.01					
270	Raichur	Sindhanur	JAWALAGERA	GP	PADDY	IRR	4	4485.22					
271	Raichur	Sindhanur	KALMANGI	GP	PADDY	IRR	4	8338.30					
272	Raichur	Sindhanur	KOLABAL	GP	PADDY	IRR	4	5160.14					
273	Raichur	Sindhanur	MADASIRWAR	GP	PADDY	IRR	4	6125.13					
274	Raichur	Sindhanur	MUKKUNDA	GP	PADDY	IRR	4	5433.43					
275	Raichur	Sindhanur	PAGADADINNI	GP	PADDY	IRR	4	5898.17					
276	Raichur	Sindhanur	R.H. CAMP	GP	PADDY	IRR	4	6373.63					
277	Raichur	Sindhanur	RAGALPARVI	GP	PADDY	IRR	4	5664.72					
278	Raichur	Sindhanur	RAMATNAL	GP	PADDY	IRR	4	2400.42					
279	Raichur	Sindhanur	ROUDAKUNDA	GP	PADDY	IRR	4	7106.42					
280	Raichur	Sindhanur	SALAGUNDA	GP	PADDY	IRR	4	5849.91					
281	Raichur	Sindhanur	Sindanoor (ULB)	GP	PADDY	IRR	4	4321.03					
282	Raichur	Sindhanur	SOMLAPUR	GP	PADDY	IRR	4	6429.27					
283	Raichur	Sindhanur	TIDIGOL	GP	PADDY	IRR	4	10434.65					
284	Raichur	Sindhanur	Turvihal(ULB)	GP	PADDY	IRR	4	7955.92					
285	Raichur	Sindhanur	UDABAL	GP	PADDY	IRR	4	7694.54					
286	Raichur	Sindhanur	UMALUTI	GP	PADDY	IRR			Hobli Level	12	6764.89		
287	Raichur	Sindhanur	VALA BALLARY	GP	PADDY	IRR	4	3370.25					
288	Raichur	Sindhanur	VIRUPAPUR	GP	PADDY	IRR	4	7762.04					

Government of Karnataka  
Directorate of Economics and Statistics  
GP Level Average Yield data for Kharif season 2019-20

S.N	District	Taluk	Insurance Unit (hobli/ GP)	GP/HO BLI	Crop	IRR_RF	No_CCE_Conducted	Average Yield(Kg/Ha)	Name_Of_Higher_Level	No_cce_Conducted_Higher	Higher average Yield(Kg/Ha)	Neighboring Yield	Tech. based Yield
289	Raichur	Sindhanur	YELEKUDLAGI	GP	PADDY	IRR			Hobli Level	13	5302.11		

  
Director

Directorate of Economics and Statistics

*cb*

( )

( )

( )

( )

( )

( )

Handwritten text on the right edge of the page, oriented vertically.



**Government of Karnataka**  
**Directorate of Economics and Statistics**  
**GP Level Average Yield data for Kharif season 2019-20**

S.N	District	Taluk	Insurance Unit (hobli/ GP)	GP/HO BLI	Crop	IRR RF	No_CCE Conducted	Average Yield(Kg/Ha)	Name Of Higher Level	No cce Conducted Higher	Higher average Yield(Kg/Ha)	Neighboring Yield	Tech based Yield
1	Ramanagara	Channapatna	AKKUR	GP	RAGI	RF	4	1523.76					
2	Ramanagara	Channapatna	B V HALLY	GP	RAGI	RF	4	1956.98					
3	Ramanagara	Channapatna	BANAGA HALLY	GP	RAGI	RF	4	1603.43					
4	Ramanagara	Channapatna	BEVOORU	GP	RAGI	RF	4	1399.27					
5	Ramanagara	Channapatna	BHU HALLY	GP	RAGI	RF	4	1628.33					
6	Ramanagara	Channapatna	CHAKKERE	GP	RAGI	RF			Hobli Level	38	1841.37		
7	Ramanagara	Channapatna	DASHAVARA	GP	RAGI	RF	4	1583.51					
8	Ramanagara	Channapatna	H.BYADARAHALLY	GP	RAGI	RF	4	1545.06					
9	Ramanagara	Channapatna	HAROKOPPA	GP	RAGI	RF	4	1787.68					
10	Ramanagara	Channapatna	HONGANUR	GP	RAGI	RF	4	1533.72					
11	Ramanagara	Channapatna	IGGALURU	GP	RAGI	RF	4	1643.27					
12	Ramanagara	Channapatna	J.BYADARAHALLY	GP	RAGI	RF	4	1732.90					
13	Ramanagara	Channapatna	KODAMBALLY	GP	RAGI	RF	4	1488.90					
14	Ramanagara	Channapatna	KUDLURU	GP	RAGI	RF	4	1912.17					
15	Ramanagara	Channapatna	M B HALLY	GP	RAGI	RF	4	2191.02					
16	Ramanagara	Channapatna	MAILANAYAKANAHALLY	GP	RAGI	RF	4	1060.90					
17	Ramanagara	Channapatna	MAKALI	GP	RAGI	RF	4	2199.32					
18	Ramanagara	Channapatna	MALUR	GP	RAGI	RF	4	2440.00					
19	Ramanagara	Channapatna	MALURPATNA	GP	RAGI	RF	4	1722.94					
20	Ramanagara	Channapatna	MATTIKERE	GP	RAGI	RF	4	2001.80					

**Government of Karnataka**  
**Directorate of Economics and Statistics**  
**GP Level Average Yield data for Kharif season 2019-20**

S.N	District	Taluk	Insurance Unit (hobli/ GP)	GP/HO BLI	Crop	IRR RF	No_CCE Conducted	Average Yield(Kg/Ha)	Name Of Higher Level	No_cce Conducted Higher	Higher average Yield(Kg/Ha)	Neighboring Yield	Tech. based Yield
21	Ramanagara	Channapatna	MUDGERE	GP	RAGI	RF	4	2026.70					
22	Ramanagara	Channapatna	NAGAVARA	GP	RAGI	RF	4	770.85					
23	Ramanagara	Channapatna	NEELASANDRA	GP	RAGI	RF	4	2066.53					
24	Ramanagara	Channapatna	RAMPURA	GP	RAGI	RF	4	2101.39					
25	Ramanagara	Channapatna	SINGRAJI PURA	GP	RAGI	RF	4	2391.70					
26	Ramanagara	Channapatna	SOGALA	GP	RAGI	RF	4	1503.84					
27	Ramanagara	Channapatna	SULLERI	GP	RAGI	RF	4	2326.03					
28	Ramanagara	Channapatna	THAGACHAGERE	GP	RAGI	RF	4	2011.76					
29	Ramanagara	Channapatna	TITTAMARANAHALLY	GP	RAGI	RF	4	2260.74					
30	Ramanagara	Channapatna	VANDARAGUPPE	GP	RAGI	RF	4	2295.60					
31	Ramanagara	Channapatna	VIRUPAKSHIPURA	GP	RAGI	RF	4	823.72					
32	Ramanagara	Channapatna	YELEHOTADAHALLY	GP	RAGI	RF	4	1688.09					
33	Ramanagara	Kanakpura	ACHALU	GP	RAGI	RF	4	2135.01					
34	Ramanagara	Kanakpura	ARAKERE	GP	RAGI	RF	4	3547.97					
35	Ramanagara	Kanakpura	AREKATTE DODDI	GP	RAGI	RF	4	3579.09					
36	Ramanagara	Kanakpura	BANAVASI	GP	RAGI	RF	4	3298.99					
37	Ramanagara	Kanakpura	BANNIMUKKODLU	GP	RAGI	RF	4	3174.50					
38	Ramanagara	Kanakpura	BUDIGUPPE	GP	RAGI	RF	4	2801.03					
39	Ramanagara	Kanakpura	CHAKANAHALLI	GP	RAGI	RF	4	3174.50					
40	Ramanagara	Kanakpura	CHEELURU	GP	RAGI	RF	4	2552.05					

**Government of Karnataka**  
**Directorate of Economics and Statistics**  
**GP Level Average Yield data for Kharif season 2019-20**

S.N	District	Taluk	Insurance Unit (hobli/ GP)	GP/HO BLI	Crop	IRR RF	No_OCE Conducted	Average Yield(Kg/Ha)	Name_Of Higher Level	No_ cce Conducted Higher	Higher average Yield(Kg/Ha)	Neighbo uring Yield	Tech based Yield
41	Ramanagara	Kanakpura	CHIKKAMUDHUVADI	GP	RAGI	RF	4	2483.58					
42	Ramanagara	Kanakpura	CHOODAHALLI	GP	RAGI	RF	4	2236.39					
43	Ramanagara	Kanakpura	DODDA ALAHALLI	GP	RAGI	RF	4	2925.52					
44	Ramanagara	Kanakpura	DODDAMARALAWADI	GP	RAGI	RF	4	3174.50					
45	Ramanagara	Kanakpura	DODDAMUDAWADI	GP	RAGI	RF	4	2527.15					
46	Ramanagara	Kanakpura	DYAVASANDRA	GP	RAGI	RF	4	1346.43					
47	Ramanagara	Kanakpura	HALLIMARANAHALLI	GP	RAGI	RF	4	2894.39					
48	Ramanagara	Kanakpura	HAROHALLI	GP	RAGI	RF	4	3174.50					
49	Ramanagara	Kanakpura	HERINDYAPANAHALLI	GP	RAGI	RF	4	3610.21					
50	Ramanagara	Kanakpura	HONNIGANAHALLI	GP	RAGI	RF	4	2925.52					
51	Ramanagara	Kanakpura	HOSADURGA	GP	RAGI	RF	4	2184.80					
52	Ramanagara	Kanakpura	HUKUNDHA	GP	RAGI	RF	4	2520.92					
53	Ramanagara	Kanakpura	HUNASANAHALLI	GP	RAGI	RF							
54	Ramanagara	Kanakpura	I.GOLLAHALLI	GP	RAGI	RF			Hobli Level	28	2687.22		
55	Ramanagara	Kanakpura	KABBAL	GP	RAGI	RF	4	3174.50					
56	Ramanagara	Kanakpura	KADAHALLI	GP	RAGI	RF	4	2608.07					
57	Ramanagara	Kanakpura	KAGGALAHALLI	GP	RAGI	RF	4	2652.88					
58	Ramanagara	Kanakpura	KALLAHALLI	GP	RAGI	RF	4	2720.11					
59	Ramanagara	Kanakpura	KODIHALLI	GP	RAGI	RF	4	348.67					
60	Ramanagara	Kanakpura	KOLAGONDANAHALLI	GP	RAGI	RF	4	3143.37					

**Government of Karnataka**  
**Directorate of Economics and Statistics**  
**GP Level Average Yield data for Kharif season 2019-20**

S.N	District	Taluk	Insurance Unit (hobli/ GP)	GP/HO BLI	Crop	IRR_Rf	No_CCE Conducted	Average Yield(Kg/Ha)	Name Of Higher Level	No_cce Conducted Higher	Higher average Yield(Kg/Ha)	Neighboring Yield	Tech-based Yield
61	Ramanagara	Kanakpura	KOLLIGANAHALLI	GP	RAGI	RF	4	2081.47					
62	Ramanagara	Kanakpura	KOTTAGALU	GP	RAGI	RF			Hobli Level	26	2449.50		
63	Ramanagara	Kanakpura	MARALUBEKUPPE	GP	RAGI	RF	4	2209.70					
64	Ramanagara	Kanakpura	MULLAHALLI	GP	RAGI	RF	4	4255.69					
65	Ramanagara	Kanakpura	NALLAHALLI	GP	RAGI	RF	4	3298.99					
66	Ramanagara	Kanakpura	NARAYANAPURA	GP	RAGI	RF			Hobli Level	38	2792.94		
67	Ramanagara	Kanakpura	SATHANURU	GP	RAGI	RF	4	2757.46					
68	Ramanagara	Kanakpura	SHIVANAHALLI	GP	RAGI	RF	4	2925.52					
69	Ramanagara	Kanakpura	SOMANDAYAPANAHALLI	GP	RAGI	RF	4	2842.52					
70	Ramanagara	Kanakpura	T.BEKUPPE	GP	RAGI	RF	4	2925.52					
71	Ramanagara	Kanakpura	T.HOSAHALLI	GP	RAGI	RF	4	2628.82					
72	Ramanagara	Kanakpura	THOKASANDRA	GP	RAGI	RF	4	946.13					
73	Ramanagara	Kanakpura	THUNGANI	GP	RAGI	RF	4	3050.01					
74	Ramanagara	Kanakpura	UYYAMBALLI	GP	RAGI	RF	4	2925.52					
75	Ramanagara	Kanakpura	YALACHAVADI	GP	RAGI	RF	4	2110.11					
76	Ramanagara	Magadi	ADARANGI	GP	RAGI	RF	4	3836.78					
77	Ramanagara	Magadi	AGALAKOTE	GP	RAGI	RF	4	2381.08					
78	Ramanagara	Magadi	AJJANAHALLI	GP	RAGI	RF	4	2705.45					
79	Ramanagara	Magadi	BACHENAHATTI	GP	RAGI	RF			Hobli Level	46	2632.86		
80	Ramanagara	Magadi	BANAVADI	GP	RAGI	RF	4	2554.54					

**Government of Karnataka**  
**Directorate of Economics and Statistics**  
**GP Level Average Yield data for Kharif season 2019-20**

S.N	District	Taluk	Insurance Unit (hobli/ GP)	GP/HO BLI	Crop	IRR RF	No_CCE Conducted	Average Yield(Kg/Ha)	Name_Of Higher Level	No_cce Conducted Higher	Higher average Yield(Kg/Ha)	Neighbo uring Yield	Tech. based Yield
81	Ramanagara	Magadi	BELAGUMBA	GP	RAGI	RF	4	2489.80					
82	Ramanagara	Magadi	BISKOOR	GP	RAGI	RF			Hobli Level	24	2456.17		
83	Ramanagara	Magadi	BITTASANDRA	GP	RAGI	RF	4	1698.04					
84	Ramanagara	Magadi	CHIKKAHALLI	GP	RAGI	RF			Hobli Level	16	2715.56		
85	Ramanagara	Magadi	CHIKKAMUDIGERE	GP	RAGI	RF	4	1956.24					
86	Ramanagara	Magadi	GUDEMARAMAHALLI	GP	RAGI	RF	4	2868.25					
87	Ramanagara	Magadi	HANCHIKUPPE	GP	RAGI	RF	4	2119.82					
88	Ramanagara	Magadi	HHULIKALLU	GP	RAGI	RF			Hobli Level	24	2456.17		
89	Ramanagara	Magadi	HULLENAHALLI	GP	RAGI	RF			Hobli Level	16	2715.56		
90	Ramanagara	Magadi	KALARI KAVAL	GP	RAGI	RF	4	2589.39					
91	Ramanagara	Magadi	KANNURU	GP	RAGI	RF			Hobli Level	24	2456.17		
92	Ramanagara	Magadi	KKALYA	GP	RAGI	RF	4	2710.40					
93	Ramanagara	Magadi	KUDUR	GP	RAGI	RF	4	1235.24					
94	Ramanagara	Magadi	LLAKKENAHALLI	GP	RAGI	RF	4	2501.26					
95	Ramanagara	Magadi	MADABAL	GP	RAGI	RF	4	1880.30					
96	Ramanagara	Magadi	MADIGONDANAHALLI	GP	RAGI	RF	4	2235.84					
97	Ramanagara	Magadi	MATHIKERE	GP	RAGI	RF	4	2141.23					
98	Ramanagara	Magadi	MOTAGONDANAHALLI	GP	RAGI	RF	4	2763.78					
99	Ramanagara	Magadi	NARASANDRA	GP	RAGI	RF			Hobli Level	24	2456.17		
100	Ramanagara	Magadi	NETHANAHALLI	GP	RAGI	RF	4	2883.19					

**Government of Karnataka**  
**Directorate of Economics and Statistics**  
**GP Level Average Yield data for Kharif season 2019-20**

S.N	District	Taluk	Insurance Unit (hobli/ GP)	GP/HO BLI	Crop	IRR RF	No_CCE Conducted	Average Yield(Kg/Ha)	Name_Of Higher Level	No_cce Conducted Higher	Higher average Yield(Kg/Ha)	Neighbo uring Yield	Tech based Yield
101	Ramanagara	Magadi	SANKIGATTA	GP	RAGI	RF	4	2686.49					
102	Ramanagara	Magadi	SATHANOR	GP	RAGI	RF	4	2775.63					
103	Ramanagara	Magadi	SEEGEKUPPE	GP	RAGI	RF			Hobli Level	19	2262.75		
104	Ramanagara	Magadi	SOLUR	GP	RAGI	RF	4	2355.35					
105	Ramanagara	Magadi	SRIGIRIPURA	GP	RAGI	RF			Hobli Level	24	2456.17		
106	Ramanagara	Magadi	THAGGIKUPPE	GP	RAGI	RF	4	3377.66					
107	Ramanagara	Magadi	THIPPASANDRA	GP	RAGI	RF			Hobli Level	16	2715.56		
108	Ramanagara	Ramanagara	AKKURU	GP	RAGI	RF	4	2758.20					
109	Ramanagara	Ramanagara	BANNIKUPPE (B)	GP	RAGI	RF	4	3580.49					
110	Ramanagara	Ramanagara	BANNIKUPPE (K)	GP	RAGI	RF	4	3209.08					
111	Ramanagara	Ramanagara	Bidadi(ULB)	GP	RAGI	RF	4	1933.58					
112	Ramanagara	Ramanagara	BILAGUMBA	GP	RAGI	RF	4	2021.88					
113	Ramanagara	Ramanagara	BYRAMANGALA	GP	RAGI	RF			Hobli Level	21	2458.02		
114	Ramanagara	Ramanagara	DODDAGANGAVADI	GP	RAGI	RF	4	2381.94					
115	Ramanagara	Ramanagara	GOPAHALLI	GP	RAGI	RF	4	2783.78					
116	Ramanagara	Ramanagara	HARISANDRA	GP	RAGI	RF	4	1539.24					
117	Ramanagara	Ramanagara	HULIKERE GUNNUR	GP	RAGI	RF	4	998.41					
118	Ramanagara	Ramanagara	HUNASANAHALI	GP	RAGI	RF	4	1949.24					
119	Ramanagara	Ramanagara	JALAMANGALA	GP	RAGI	RF			Hobli Level	21	2623.55		
120	Ramanagara	Ramanagara	KAILANCHA	GP	RAGI	RF	4	2590.89					

**Government of Karnataka**  
**Directorate of Economics and Statistics**  
**GP Level Average Yield data for Kharif season 2019-20**

S.N	District	Taluk	Insurance Unit (hobli/ GP)	GP/HO BLI	Crop	IRR_RF	No_CCE_Conducted	Average Yield(Kg/Ha)	Name_Of_Higher_Level	No_cce_Conducted_Higher	Higher average Yield(Kg/Ha)	Neighbo uring Yield	Tech. based Yield
121	Ramanagara	Ramanagara	KANCHUGARANA HALLI	GP	RAGI	RF	4	2183.49					
122	Ramanagara	Ramanagara	KUTAGAL	GP	RAGI	RF	4	2410.68					
123	Ramanagara	Ramanagara	LAKSHMIPURA	GP	RAGI	RF			Hobli Level	29	2636.76		
124	Ramanagara	Ramanagara	MANCHANAYAKANA HALLY	GP	RAGI	RF	4	2071.56					
125	Ramanagara	Ramanagara	MAYAGANAHALLI	GP	RAGI	RF	4	2372.37					
126	Ramanagara	Ramanagara	SHYNUBHOGANAHALLI	GP	RAGI	RF	4	1947.02					
127	Ramanagara	Ramanagara	SUGGANAHALLI	GP	RAGI	RF	4	3059.69					
128	Ramanagara	Ramanagara	VIBHUTHIKERE	GP	RAGI	RF	4	2583.31					

  
Director

Directorate of Economics and Statistics

ch





**Government of Karnataka**  
**Directorate of Economics and Statistics**  
**GP Level Average Yield data for Kharif season 2019-20**

S.N	District	Taluk	Insurance Unit (hobli/ GP)	GP/HO BLI	Crop	IRR RF	No_CCE Conducted	Average Yield(Kg/Ha)	Name Of Higher Level	No cce Conducted Higher	Higher average Yield(Kg/Ha)	Neighboring Yield	Tech-based Yield
1	Shivamogga	Bhadravathi	AGARADAHALLI	GP	Maize (Makka)	RF	4	5190.77					
2	Shivamogga	Bhadravathi	ANAVERI	GP	Maize (Makka)	RF	4	4793.89					
3	Shivamogga	Bhadravathi	ARAHATHOLALU	GP	Maize (Makka)	RF	4	3953.13					
4	Shivamogga	Bhadravathi	ARAKERE	GP	Maize (Makka)	RF	4	5133.33					
5	Shivamogga	Bhadravathi	ARALIKOPPA	GP	Maize (Makka)	RF	4	4548.45					
6	Shivamogga	Bhadravathi	Bhadravathi (ULB)	GP	Maize (Makka)	RF	4	2705.05					
7	Shivamogga	Bhadravathi	DODDERI	GP	Maize (Makka)	RF	4	4287.34					
8	Shivamogga	Bhadravathi	GUDAMAGATTA	GP	Maize (Makka)	RF	4	3561.47					
9	Shivamogga	Bhadravathi	HIRIYURU	GP	Maize (Makka)	RF	4	6261.30					
10	Shivamogga	Bhadravathi	KALLAHALLI	GP	Maize (Makka)	RF	4	2987.04					
11	Shivamogga	Bhadravathi	KAMBADAL HOSURU	GP	Maize (Makka)	RF	4	3451.81					
12	Shivamogga	Bhadravathi	MYDOLALU	GP	Maize (Makka)	RF	4	4059.14					
13	Shivamogga	Bhadravathi	NAGATHIBELAGALU	GP	Maize (Makka)	RF	4	5573.44					
14	Shivamogga	Bhadravathi	NIMBEGONDI	GP	Maize (Makka)	RF	4	4783.52					
15	Shivamogga	Bhadravathi	SANYASIKODAMAGGE	GP	Maize (Makka)	RF	4	3446.59					
16	Shivamogga	Bhadravathi	SIDLIPURA	GP	Maize (Makka)	RF	4	4866.37					
17	Shivamogga	Bhadravathi	SYDARAKALLAHALLI	GP	Maize (Makka)	RF	4	5762.59					
18	Shivamogga	Bhadravathi	YEDEHALLI	GP	Maize (Makka)	RF	4	4564.12					
19	Shivamogga	Bhadravathi	ANAVERI	GP	PADDY	IRR	4	4092.32					
20	Shivamogga	Bhadravathi	ANTHARAGANGE	GP	PADDY	IRR	4	5168.87					

**Government of Karnataka**  
**Directorate of Economics and Statistics**  
**GP Level Average Yield data for Kharif season 2019-20**

S.N	District	Taluk	Insurance Unit (hobli/ GP)	GP/HO BLI	Crop	IRR RF	No. CCE Conducted	Average Yield(Kg/Ha)	Name Of Higher Level	No. cce Conducted Higher	Higher average Yield(Kg/Ha)	Neighboring Yield	Tech. based Yield
21	Shivamogga	Bhadravathi	ARAHATHOLALU	GP	PADDY	IRR	4	5247.45					
22	Shivamogga	Bhadravathi	ARAKERE	GP	PADDY	IRR	4	3411.49					
23	Shivamogga	Bhadravathi	ARALIKOPPA	GP	PADDY	IRR	4	5097.02					
24	Shivamogga	Bhadravathi	AREBILACHI	GP	PADDY	IRR	4	4074.21					
25	Shivamogga	Bhadravathi	ATTIGUNDA	GP	PADDY	IRR	4	4106.64					
26	Shivamogga	Bhadravathi	BARANDUR	GP	PADDY	IRR	4	4231.18					
27	Shivamogga	Bhadravathi	Bhadravathi (ULB)	GP	PADDY	IRR	4	4592.99					
28	Shivamogga	Bhadravathi	BILAKI	GP	PADDY	IRR	4	5489.46					
29	Shivamogga	Bhadravathi	DASARAKALLAHALLI	GP	PADDY	IRR	4	4737.61					
30	Shivamogga	Bhadravathi	DODDERI	GP	PADDY	IRR	4	5006.77					
31	Shivamogga	Bhadravathi	DONABAGATTA	GP	PADDY	IRR	4	5195.94					
32	Shivamogga	Bhadravathi	EMMEHATTI	GP	PADDY	IRR	4	4088.24					
33	Shivamogga	Bhadravathi	GUDAMAGATTA	GP	PADDY	IRR	4	4067.82					
34	Shivamogga	Bhadravathi	HANUMANTHAPURA	GP	PADDY	IRR			Hobli Level	24	4304.49		
35	Shivamogga	Bhadravathi	HIRIYURU	GP	PADDY	IRR	4	4098.23					
36	Shivamogga	Bhadravathi	HOLEHONNURU	GP	PADDY	IRR	4	2833.18					
37	Shivamogga	Bhadravathi	KAGEKODAMAGGE	GP	PADDY	IRR	4	3841.73					
38	Shivamogga	Bhadravathi	KALLAHALLI	GP	PADDY	IRR	4	3976.25					
39	Shivamogga	Bhadravathi	KALLIHAL	GP	PADDY	IRR	4	3470.71					
40	Shivamogga	Bhadravathi	KAMBADAL HOSURU	GP	PADDY	IRR	4	2732.87					

**Government of Karnataka**  
**Directorate of Economics and Statistics**  
**GP Level Average Yield data for Kharif season 2019-20**

S.N	District	Taluk	Insurance Unit (hobli/ GP)	GP/HO BLI	Crop	IRR/RF	No CCE Conducted	Average Yield(Kg/Ha)	Name Of Higher Level	No cce Conducted Higher	Higher average Yield(Kg/Ha)	Neighboring Yield	Tech. based Yield
41	Shivamogga	Bhadravathi	KAREHALLI	GP	PADDY	IRR	4	4214.84					
42	Shivamogga	Bhadravathi	KOMMARANAHALLI	GP	PADDY	IRR	4	3997.79					
43	Shivamogga	Bhadravathi	KUDLIGERE	GP	PADDY	IRR	4	3924.87					
44	Shivamogga	Bhadravathi	MANGOTE	GP	PADDY	IRR	4	5709.64					
45	Shivamogga	Bhadravathi	MARASHETTIHALLI	GP	PADDY	IRR	4	3512.37					
46	Shivamogga	Bhadravathi	MAVINKERE	GP	PADDY	IRR	4	4230.57					
47	Shivamogga	Bhadravathi	MYDOLALU	GP	PADDY	IRR	4	4223.01					
48	Shivamogga	Bhadravathi	NAGATHIBELAGALU	GP	PADDY	IRR	4	4108.65					
49	Shivamogga	Bhadravathi	NIMBEGONDI	GP	PADDY	IRR	4	4623.26					
50	Shivamogga	Bhadravathi	SANYASIKODAMAGGE	GP	PADDY	IRR	4	5668.80					
51	Shivamogga	Bhadravathi	SIDLIPURA	GP	PADDY	IRR	4	4181.19					
52	Shivamogga	Bhadravathi	SINGANAMANE	GP	PADDY	IRR	4	5182.02					
53	Shivamogga	Bhadravathi	SYDARAKALLAHALLI	GP	PADDY	IRR	4	3995.93					
54	Shivamogga	Bhadravathi	TADASA	GP	PADDY	IRR	4	3206.47					
55	Shivamogga	Bhadravathi	TAVARAGATTA	GP	PADDY	IRR	4	5503.66					
56	Shivamogga	Bhadravathi	VEERAPURA	GP	PADDY	IRR	4	4643.68					
57	Shivamogga	Bhadravathi	YAREHALLI	GP	PADDY	IRR	4	4627.54					
58	Shivamogga	Bhadravathi	YEDEHALLI	GP	PADDY	IRR	4	4786.63					
59	Shivamogga	Hosanagar	ARASALU	GP	Maize (Makka)	RF	4	6292.63					
60	Shivamogga	Hosanagar	BALUR	GP	Maize (Makka)	RF	4	5013.22					

**Government of Karnataka**  
**Directorate of Economics and Statistics**  
**GP Level Average Yield data for Kharif season 2019-20**

S.N	District	Taluk	Insurance Unit (hobli/ GP)	GP/HO BLI	Crop	IRR RF	No_CCE Conducted	Average Yield(Kg/Ha)	Name_Of_Higher_Level	No_cke Conducted_Higher	Higher average Yield(Kg/Ha)	Neighbo uring Yield	Tech. based Yield
61	Shivamogga	Hosanagar	BELLURU	GP	Maize (Makka)	RF	4	3650.25					
62	Shivamogga	Hosanagar	HEDDARIPURA	GP	Maize (Makka)	RF	4	5921.86					
63	Shivamogga	Hosanagar	KENCHANALA	GP	Maize (Makka)	RF	4	4987.11					
64	Shivamogga	Hosanagar	RIPPONPETE	GP	Maize (Makka)	RF	4	4950.55					
65	Shivamogga	Hosanagar	AMRUTHA	GP	PADDY	IRR	4	3553.21					
66	Shivamogga	Hosanagar	ANDAGADUDURU	GP	PADDY	IRR	4	2578.99					
67	Shivamogga	Hosanagar	ARAMANEKOPPA	GP	PADDY	IRR	4	3014.10					
68	Shivamogga	Hosanagar	ARASALU	GP	PADDY	IRR	4	5913.85					
69	Shivamogga	Hosanagar	BALUR	GP	PADDY	IRR	4	4827.47					
70	Shivamogga	Hosanagar	BELLURU	GP	PADDY	IRR	4	4631.43					
71	Shivamogga	Hosanagar	CHIKKAJENI	GP	PADDY	IRR	4	5672.67					
72	Shivamogga	Hosanagar	HARATHALU	GP	PADDY	IRR	4	4814.32					
73	Shivamogga	Hosanagar	HARIDRAVATHI	GP	PADDY	IRR	4	5382.98					
74	Shivamogga	Hosanagar	HEDDARIPURA	GP	PADDY	IRR	4	3981.72					
75	Shivamogga	Hosanagar	HOSURU	GP	PADDY	IRR	4	3160.64					
76	Shivamogga	Hosanagar	HUMCHA	GP	PADDY	IRR	4	4271.79					
77	Shivamogga	Hosanagar	JENI	GP	PADDY	IRR	4	4038.42					
78	Shivamogga	Hosanagar	KAIRAGUNDA	GP	PADDY	IRR	4	4019.84					
79	Shivamogga	Hosanagar	KARIMANE	GP	PADDY	IRR	4	3704.38					
80	Shivamogga	Hosanagar	KENCHANALA	GP	PADDY	IRR	4	5636.13					

**Government of Karnataka**  
**Directorate of Economics and Statistics**  
**GP Level Average Yield data for Kharif season 2019-20**

S.N	District	Taluk	Insurance Unit (hobli/ GP)	GP/HO BLI	Crop	IRR/ RF	No_CCE Conducted	Average Yield(Kg/Ha)	Name_Of_Higher_Level	No_cce Conducted_Higher	Higher average Yield(Kg/Ha)	Neighbo uring Yield	Tech based Yield
81	Shivamogga	Hosanagar	KODUR	GP	PADDY	IRR	4	4996.33					
82	Shivamogga	Hosanagar	M.GUDEKOPPA	GP	PADDY	IRR	4	5814.98					
83	Shivamogga	Hosanagar	MARUTHIPURA	GP	PADDY	IRR	4	5099.02					
84	Shivamogga	Hosanagar	MELINABESIGE	GP	PADDY	IRR	4	4304.10					
85	Shivamogga	Hosanagar	MUDUGOPPA-NAGARA	GP	PADDY	IRR	4	4313.21					
86	Shivamogga	Hosanagar	MUMBARU	GP	PADDY	IRR	4	4051.82					
87	Shivamogga	Hosanagar	NITTURU	GP	PADDY	IRR	4	3944.68					
88	Shivamogga	Hosanagar	PURAPPEMANE	GP	PADDY	IRR	4	4231.18					
89	Shivamogga	Hosanagar	RAMACHANDRAPURA	GP	PADDY	IRR	4	2872.56					
90	Shivamogga	Hosanagar	RIPPONPETE	GP	PADDY	IRR	4	5766.82					
91	Shivamogga	Hosanagar	SONALE	GP	PADDY	IRR	4	4260.83					
92	Shivamogga	Hosanagar	THIRNIVE	GP	PADDY	IRR	4	4196.22					
93	Shivamogga	Hosanagar	YADURU	GP	PADDY	IRR	4	2997.43					
94	Shivamogga	Hosanagar	AMRUTHA	GP	PADDY	RF	4	4050.02					
95	Shivamogga	Hosanagar	ANDAGADUDURU	GP	PADDY	RF	4	3181.97					
96	Shivamogga	Hosanagar	ARAMANEKOPPA	GP	PADDY	RF	4	3564.49					
97	Shivamogga	Hosanagar	ARASALU	GP	PADDY	RF	4	4510.91					
98	Shivamogga	Hosanagar	BALUR	GP	PADDY	RF	4	4887.49					
99	Shivamogga	Hosanagar	BELLURU	GP	PADDY	RF	4	4348.18					
100	Shivamogga	Hosanagar	CHIKKAJENI	GP	PADDY	RF	4	5208.57					

**Government of Karnataka**  
**Directorate of Economics and Statistics**  
**GP Level Average Yield data for Kharif season 2019-20**

S.N	District	Taluk	Insurance Unit (hobli/ GP)	GP/HO BLI	Crop	IRR-RF	No_CCE Conducted	Average Yield(Kg/Ha)	Name_Of_Higher_Level	No_cce Conducted Higher	Higher average Yield(Kg/Ha)	Neighbo uring Yield	Tech. based Yield
101	Shivamogga	Hosanagar	HARATHALU	GP	PADDY	RF	4	4871.04					
102	Shivamogga	Hosanagar	HARIDRAVATHI	GP	PADDY	RF	4	3275.10					
103	Shivamogga	Hosanagar	HEDDARIPURA	GP	PADDY	RF	4	4711.85					
104	Shivamogga	Hosanagar	HOSURU	GP	PADDY	RF	4	4440.87					
105	Shivamogga	Hosanagar	HUMCHA	GP	PADDY	RF	4	4621.02					
106	Shivamogga	Hosanagar	JENI	GP	PADDY	RF	4	3793.37					
107	Shivamogga	Hosanagar	KAIRAGUNDA	GP	PADDY	RF	4	3485.07					
108	Shivamogga	Hosanagar	KARIMANE	GP	PADDY	RF	4	3331.45					
109	Shivamogga	Hosanagar	KENCHANALA	GP	PADDY	RF	4	4365.03					
110	Shivamogga	Hosanagar	KODUR	GP	PADDY	RF	4	4808.76					
111	Shivamogga	Hosanagar	M.GUDEKOPPA	GP	PADDY	RF	4	3907.44					
112	Shivamogga	Hosanagar	MARUTHIPURA	GP	PADDY	RF	4	4190.69					
113	Shivamogga	Hosanagar	MELINABESIGE	GP	PADDY	RF	4	4308.28					
114	Shivamogga	Hosanagar	MUDUGOPPA-NAGARA	GP	PADDY	RF	4	3331.17					
115	Shivamogga	Hosanagar	MUMBARU	GP	PADDY	RF	4	4577.91					
116	Shivamogga	Hosanagar	NITTURU	GP	PADDY	RF	4	4458.15					
117	Shivamogga	Hosanagar	PURAPPEMANE	GP	PADDY	RF	4	4781.42					
118	Shivamogga	Hosanagar	RAMACHANDRAPURA	GP	PADDY	RF	4	3465.76					
119	Shivamogga	Hosanagar	RIPPONPETE	GP	PADDY	RF	4	5226.38					
120	Shivamogga	Hosanagar	SONALE	GP	PADDY	RF	4	3545.98					

**Government of Karnataka**  
**Directorate of Economics and Statistics**  
**GP Level Average Yield data for Kharif season 2019-20**

S.N	District	Taluk	Insurance Unit (hobli/ GP)	GP/HO BLI	Crop	IRR/ RF	No_CCE Conducted	Average Yield(Kg/Ha)	Name_Of Higher Level	No_cce Conducted Higher	Higher average Yield(Kg/Ha)	Neighbo uring Yield	Tech based Yield
121	Shivamogga	Hosanagar	SULUGODU	GP	PADDY	RF	4	3217.23					
122	Shivamogga	Hosanagar	THIRNIVE	GP	PADDY	RF	4	4660.97					
123	Shivamogga	Hosanagar	YADURU	GP	PADDY	RF	4	2845.88					
124	Shivamogga	Sagar	ACHAPURA	GP	Maize (Makka)	RF	4	5159.44					
125	Shivamogga	Sagar	ANANDAPURA	GP	Maize (Makka)	RF	4	4276.90					
126	Shivamogga	Sagar	BARURU	GP	Maize (Makka)	RF	4	4464.90					
127	Shivamogga	Sagar	BHEEMANAKONE	GP	Maize (Makka)	RF			Hobli Level	40	4713.27		
128	Shivamogga	Sagar	GOWTHAMPURA	GP	Maize (Makka)	RF	4	4193.35					
129	Shivamogga	Sagar	HIREBILAGUNJI	GP	Maize (Makka)	RF	4	5080.06					
130	Shivamogga	Sagar	HOSURU	GP	Maize (Makka)	RF	4	3963.58					
131	Shivamogga	Sagar	NADAKALSI	GP	Maize (Makka)	RF	4	6480.63					
132	Shivamogga	Sagar	PADAVAGODU	GP	Maize (Makka)	RF	4	5185.55					
133	Shivamogga	Sagar	THYAGARTHI	GP	Maize (Makka)	RF	4	6282.19					
134	Shivamogga	Sagar	YEDEHALLI	GP	Maize (Makka)	RF	4	3801.69					
135	Shivamogga	Sagar	ACHAPURA	GP	PADDY	IRR	4	5218.89					
136	Shivamogga	Sagar	ANANDAPURA	GP	PADDY	IRR	4	5873.01					
137	Shivamogga	Sagar	ARALAGODU	GP	PADDY	IRR	4	3391.18					
138	Shivamogga	Sagar	AVINAHALLI	GP	PADDY	IRR	4	4348.14					
139	Shivamogga	Sagar	BARURU	GP	PADDY	IRR	4	5595.29					
140	Shivamogga	Sagar	BHANUKULI	GP	PADDY	IRR	4	3361.51					

**Government of Karnataka**  
**Directorate of Economics and Statistics**  
**GP Level Average Yield data for Kharif season 2019-20**

S.N	District	Taluk	Insurance Unit (hobli/ GP)	GP/HO BLI	Crop	IRR RF	No_GCE Conducted	Average Yield(Kg/Ha)	Name_Of_Higher_Level	No_cce Conducted_Higher	Higher average Yield(Kg/Ha)	Neighbo uring Yield	Tech-based Yield
141	Shivamogga	Sagar	BHEEMANAKONE	GP	PADDY	IRR	4	4309.99					
142	Shivamogga	Sagar	BHIMANERI	GP	PADDY	IRR	4	4714.85					
143	Shivamogga	Sagar	CHANNAGONDA	GP	PADDY	IRR			Hobli Level	29	3354.81		
144	Shivamogga	Sagar	GOWTHAMPURA	GP	PADDY	IRR	4	5668.80					
145	Shivamogga	Sagar	HEGGODU	GP	PADDY	IRR	4	4732.31					
146	Shivamogga	Sagar	HIREBILAGUNJI	GP	PADDY	IRR	4	5129.70					
147	Shivamogga	Sagar	HIRENELLURU	GP	PADDY	IRR	4	3282.93					
148	Shivamogga	Sagar	HOSURU	GP	PADDY	IRR	4	5438.81					
149	Shivamogga	Sagar	KALMANE	GP	PADDY	IRR	4	3806.43					
150	Shivamogga	Sagar	KANLE	GP	PADDY	IRR	4	3222.71					
151	Shivamogga	Sagar	Kargal(ULB)	GP	PADDY	IRR	4	3528.71					
152	Shivamogga	Sagar	KELADI	GP	PADDY	IRR	4	5130.18					
153	Shivamogga	Sagar	KHANDIKA	GP	PADDY	IRR	4	4263.73					
154	Shivamogga	Sagar	KOLURU	GP	PADDY	IRR	4	3937.12					
155	Shivamogga	Sagar	KUDARURU	GP	PADDY	IRR	4	3287.74					
156	Shivamogga	Sagar	MALVE	GP	PADDY	IRR	4	4787.63					
157	Shivamogga	Sagar	MARTHURU	GP	PADDY	IRR	4	3650.24					
158	Shivamogga	Sagar	MASURU	GP	PADDY	IRR	4	4131.43					
159	Shivamogga	Sagar	NADAKALSI	GP	PADDY	IRR	4	4726.81					
160	Shivamogga	Sagar	PADAVAGODU	GP	PADDY	IRR	4	5105.19					

28



**Government of Karnataka**  
**Directorate of Economics and Statistics**  
**GP Level Average Yield data for Kharif season 2019-20**

S N	District	Taluk	Insurance Unit (hobli/ GP)	GP/HO BLI	Crop	IRR RF	No CCE Conducted	Average Yield(Kg/Ha)	Name Of Higher Level	No cce Conducted Higher	Higher average Yield(Kg/Ha)	Neighboring Yield	Tech based Yield
161	Shivamogga	Sagar	S.S.BHOG	GP	PADDY	IRR	4	3302.17					
162	Shivamogga	Sagar	SHIRAVANTHE	GP	PADDY	IRR	4	3827.16					
163	Shivamogga	Sagar	SYDURU	GP	PADDY	IRR	4	4484.24					
164	Shivamogga	Sagar	TALAGUPPA	GP	PADDY	IRR	4	3382.75					
165	Shivamogga	Sagar	TALAVATA	GP	PADDY	IRR	4	4033.64					
166	Shivamogga	Sagar	THYAGARTHI	GP	PADDY	IRR	4	5607.54					
167	Shivamogga	Sagar	TUMARI	GP	PADDY	IRR	4	3004.50					
168	Shivamogga	Sagar	ULLURU	GP	PADDY	IRR	4	4840.56					
169	Shivamogga	Sagar	YADAJIGALEMANE	GP	PADDY	IRR	4	4092.32					
170	Shivamogga	Sagar	YEDEHALLI	GP	PADDY	IRR	4	4811.13					
171	Shivamogga	Sagar	ACHAPURA	GP	PADDY	RF	4	5553.54					
172	Shivamogga	Sagar	ANANDAPURA	GP	PADDY	RF	4	6943.60					
173	Shivamogga	Sagar	ARALAGODU	GP	PADDY	RF	4	3739.80					
174	Shivamogga	Sagar	AVINAHALLI	GP	PADDY	RF	4	4390.31					
175	Shivamogga	Sagar	BARURU	GP	PADDY	RF	4	5195.06					
176	Shivamogga	Sagar	BHANUKULI	GP	PADDY	RF	4	3004.49					
177	Shivamogga	Sagar	BHIMANERI	GP	PADDY	RF	4	5138.29					
178	Shivamogga	Sagar	CHANNAGONDA	GP	PADDY	RF	4	3236.87					
179	Shivamogga	Sagar	GOWTHAMPURA	GP	PADDY	RF	4	4820.07					
180	Shivamogga	Sagar	HEGGODU	GP	PADDY	RF	4	3189.88					

**Government of Karnataka**  
**Directorate of Economics and Statistics**  
**GP Level Average Yield data for Kharif season 2019-20**

S.N	District	Taluk	Insurance Unit (hobli/ GP)	GP/HO BLI	Crop	IRR- RF	No_CCE Conducted	Average Yield(Kg/Ha)	Name_Of_Higher_Level	No_cce Conducted_Higher	Higher average Yield(Kg/Ha)	Neighboring Yield	Tech. based Yield
181	Shivamogga	Sagar	HIREBILAGUNJI	GP	PADDY	RF	4	5915.55					
182	Shivamogga	Sagar	HIRENELLURU	GP	PADDY	RF	4	2974.35					
183	Shivamogga	Sagar	HOSURU	GP	PADDY	RF	4	5141.43					
184	Shivamogga	Sagar	KALMANE	GP	PADDY	RF	4	4841.14					
185	Shivamogga	Sagar	KANLE	GP	PADDY	RF	4	2680.68					
186	Shivamogga	Sagar	Kargal(ULB)	GP	PADDY	RF			Hobli Level	17	3524.76		
187	Shivamogga	Sagar	KELADI	GP	PADDY	RF	4	4561.16					
188	Shivamogga	Sagar	KOLURU	GP	PADDY	RF	4	3926.84					
189	Shivamogga	Sagar	KUDARURU	GP	PADDY	RF	4	3074.06					
190	Shivamogga	Sagar	MALVE	GP	PADDY	RF	4	4426.64					
191	Shivamogga	Sagar	MARTHURU	GP	PADDY	RF	4	2732.95					
192	Shivamogga	Sagar	MASURU	GP	PADDY	RF	4	3591.62					
193	Shivamogga	Sagar	NADAKALSI	GP	PADDY	RF	4	3852.00					
194	Shivamogga	Sagar	PADAVAGODU	GP	PADDY	RF	4	4575.70					
195	Shivamogga	Sagar	S.S.BHOG	GP	PADDY	RF	4	3784.20					
196	Shivamogga	Sagar	SHIRAVANTHE	GP	PADDY	RF	4	4172.71					
197	Shivamogga	Sagar	SYDURU	GP	PADDY	RF	4	3586.46					
198	Shivamogga	Sagar	TALAGUPPA	GP	PADDY	RF	4	3549.41					
199	Shivamogga	Sagar	TALAVATA	GP	PADDY	RF	4	3222.57					
200	Shivamogga	Sagar	THYAGARTHI	GP	PADDY	RF	4	5190.85					

**Government of Karnataka**  
**Directorate of Economics and Statistics**  
**GP Level Average Yield data for Kharif season 2019-20**

S.N	District	Taluk	Insurance Unit (hobli/ GP)	GP/HO BLI	Crop	IRR RF	No_CCE Conducted	Average Yield(Kg/Ha)	Name_Of_Higher_Level	No_cce Conducted_Higher	Higher average Yield(Kg/Ha)	Neighbo uring Yield	Tech based Yield
201	Shivamogga	Sagar	TUMARI	GP	PADDY	RF	4	3229.20					
202	Shivamogga	Sagar	ULLURU	GP	PADDY	RF	4	4946.51					
203	Shivamogga	Sagar	YADAJIGALEMANE	GP	PADDY	RF	4	4954.90					
204	Shivamogga	Sagar	YEDEHALLI	GP	PADDY	RF	4	4721.58					
205	Shivamogga	Shikaripura	AMBARAGOPPA	GP	Maize (Makka)	IRR	4	3728.14					
206	Shivamogga	Shikaripura	BAGANAKATTE	GP	Maize (Makka)	IRR	4	4507.90					
207	Shivamogga	Shikaripura	BEGURU	GP	Maize (Makka)	IRR	4	4830.83					
208	Shivamogga	Shikaripura	BELLIGAVI	GP	Maize (Makka)	IRR	4	2504.68					
209	Shivamogga	Shikaripura	BILIKI	GP	Maize (Makka)	IRR	4	2651.71					
210	Shivamogga	Shikaripura	CHIKKAJAMBURU	GP	Maize (Makka)	IRR	4	2284.14					
211	Shivamogga	Shikaripura	CHIKKAMAGADI	GP	Maize (Makka)	IRR	4	2599.20					
212	Shivamogga	Shikaripura	GODDANAKOPPA	GP	Maize (Makka)	IRR	4	3497.10					
213	Shivamogga	Shikaripura	GOGGA	GP	Maize (Makka)	IRR	4	5816.63					
214	Shivamogga	Shikaripura	GUDDADA THUMMINAKATTE	GP	Maize (Makka)	IRR	4	4001.19					
215	Shivamogga	Shikaripura	HARAGI	GP	Maize (Makka)	IRR	4	2683.21					
216	Shivamogga	Shikaripura	HIREJAMBURU	GP	Maize (Makka)	IRR	4	2488.93					
217	Shivamogga	Shikaripura	HOSURU	GP	Maize (Makka)	IRR	4	4767.82					
218	Shivamogga	Shikaripura	INAM AGRAHARAMUCHADI	GP	Maize (Makka)	IRR	4	2740.97					
219	Shivamogga	Shikaripura	KAGINALI	GP	Maize (Makka)	IRR	4	5487.19					
220	Shivamogga	Shikaripura	KITTADAHALLI	GP	Maize (Makka)	IRR	4	4489.52					

**Government of Karnataka**  
**Directorate of Economics and Statistics**  
**GP Level Average Yield data for Kharif season 2019-20**

S.N	District	Taluk	Insurance Unit (hobli/ GP)	GP/HO BLI	Crop	IRR/RF	No_CCE Conducted	Average Yield(Kg/Ha)	Name_Of Higher Level	No_cce Conducted Higher	Higher average Yield(Kg/Ha)	Neighbouring Yield	Tech. based Yield
221	Shivamogga	Shikaripura	KORATIGERE	GP	Maize (Makka)	IRR	4	2930.00					
222	Shivamogga	Shikaripura	MALAVALLI	GP	Maize (Makka)	IRR	4	5518.70					
223	Shivamogga	Shikaripura	MANCHIKOPPA	GP	Maize (Makka)	IRR	4	2473.18					
224	Shivamogga	Shikaripura	MATTHIKOTE	GP	Maize (Makka)	IRR	4	4389.75					
225	Shivamogga	Shikaripura	MUDDANAHALLI	GP	Maize (Makka)	IRR	4	5476.69					
226	Shivamogga	Shikaripura	NARASAPURA	GP	Maize (Makka)	IRR	4	1491.26					
227	Shivamogga	Shikaripura	NELAVAGILU	GP	Maize (Makka)	IRR	4	4694.31					
228	Shivamogga	Shikaripura	SUNNADAKOPPA	GP	Maize (Makka)	IRR	4	4599.79					
229	Shivamogga	Shikaripura	THALAGUNDA	GP	Maize (Makka)	IRR	4	2788.23					
230	Shivamogga	Shikaripura	THARLAGHATTA	GP	Maize (Makka)	IRR	4	5240.40					
231	Shivamogga	Shikaripura	THOGARSI	GP	Maize (Makka)	IRR	4	2651.71					
232	Shivamogga	Shikaripura	AMATEKOPPA	GP	Maize (Makka)	RF	4	4779.53					
233	Shivamogga	Shikaripura	AMBARAGOPPA	GP	Maize (Makka)	RF	4	3237.70					
234	Shivamogga	Shikaripura	ARISHINAGERE	GP	Maize (Makka)	RF	4	4477.95					
235	Shivamogga	Shikaripura	BAGANAKATTE	GP	Maize (Makka)	RF	4	4919.22					
236	Shivamogga	Shikaripura	BEGURU	GP	Maize (Makka)	RF	4	4021.02					
237	Shivamogga	Shikaripura	BELLIGAVI	GP	Maize (Makka)	RF	4	1801.62					
238	Shivamogga	Shikaripura	BILIKI	GP	Maize (Makka)	RF	4	3060.15					
239	Shivamogga	Shikaripura	CHIKKAJAMBURU	GP	Maize (Makka)	RF	4	2363.00					
240	Shivamogga	Shikaripura	CHIKKAMAGADI	GP	Maize (Makka)	RF	4	2940.05					

**Government of Karnataka**  
**Directorate of Economics and Statistics**  
**GP Level Average Yield data for Kharif season 2019-20**

S.N	District	Taluk	Insurance Unit (hobli/ GP)	GP/HO BLI	Crop	IRR RF	No_CCE Conducted	Average Yield(Kg/Ha)	Name_Of Higher Level	No_cce Conducted Higher	Higher average Yield(Kg/Ha)	Neighbo uring Yield	Tech based Yield
241	Shivamogga	Shikaripura	CHURCHIGUNDI	GP	Maize (Makka)	RF	4	4438.79					
242	Shivamogga	Shikaripura	ESURU	GP	Maize (Makka)	RF	4	4438.79					
243	Shivamogga	Shikaripura	GAMA	GP	Maize (Makka)	RF	4	4783.44					
244	Shivamogga	Shikaripura	GODDANAKOPPA	GP	Maize (Makka)	RF	4	3880.02					
245	Shivamogga	Shikaripura	GOGGA	GP	Maize (Makka)	RF	4	4308.23					
246	Shivamogga	Shikaripura	GUDDADA THUMMINAKATTE	GP	Maize (Makka)	RF	4	4517.12					
247	Shivamogga	Shikaripura	HARAGI	GP	Maize (Makka)	RF	4	2412.61					
248	Shivamogga	Shikaripura	HAROGOPPA	GP	Maize (Makka)	RF	4	4699.89					
249	Shivamogga	Shikaripura	HIREJAMBURU	GP	Maize (Makka)	RF	4	2517.05					
250	Shivamogga	Shikaripura	HITHALA	GP	Maize (Makka)	RF	4	5094.16					
251	Shivamogga	Shikaripura	HOSURU	GP	Maize (Makka)	RF	4	4757.34					
252	Shivamogga	Shikaripura	HOTHANA KATTE	GP	Maize (Makka)	RF	4	3506.64					
253	Shivamogga	Shikaripura	INAM AGRAHARAMUCHADI	GP	Maize (Makka)	RF	4	3383.92					
254	Shivamogga	Shikaripura	JAKKANAHALLI	GP	Maize (Makka)	RF	4	3814.75					
255	Shivamogga	Shikaripura	JAKKINAKOPPA	GP	Maize (Makka)	RF	4	5817.94					
256	Shivamogga	Shikaripura	KAGINALLI	GP	Maize (Makka)	RF	4	5062.82					
257	Shivamogga	Shikaripura	KALMANE	GP	Maize (Makka)	RF	4	5023.66					
258	Shivamogga	Shikaripura	KAPPANAHALLI	GP	Maize (Makka)	RF	4	3342.14					
259	Shivamogga	Shikaripura	KITTADAHALLI	GP	Maize (Makka)	RF	4	4177.68					
260	Shivamogga	Shikaripura	KORATIGERE	GP	Maize (Makka)	RF	4	2809.49					

**Government of Karnataka**  
**Directorate of Economics and Statistics**  
**GP Level Average Yield data for Kharif season 2019-20**

S.N	District	Taluk	Insurance Unit (hobli/ GP)	GP/HO BLI	Crop	IRR RF	No_CCE Conducted	Average Yield(Kg/Ha)	Name_Of_Higher_Level	No_cce Conducted_Higher	Higher average Yield(Kg/Ha)	Neighbo uring Yield	Tech based Yield
261	Shivamogga	Shikaripura	MALAVALLI	GP	Maize (Makka)	RF	4	3749.47					
262	Shivamogga	Shikaripura	MANCHIKOPPA	GP	Maize (Makka)	RF	4	1490.91					
263	Shivamogga	Shikaripura	MARAVALLI	GP	Maize (Makka)	RF	4	4621.56					
264	Shivamogga	Shikaripura	MATTHIKOTE	GP	Maize (Makka)	RF	4	4266.46					
265	Shivamogga	Shikaripura	MUDDANAHALLI	GP	Maize (Makka)	RF	4	2861.71					
266	Shivamogga	Shikaripura	MUDUBASIDDAPURA	GP	Maize (Makka)	RF	4	3138.48					
267	Shivamogga	Shikaripura	NARASAPURA	GP	Maize (Makka)	RF	4	1289.86					
268	Shivamogga	Shikaripura	NELAVAGILU	GP	Maize (Makka)	RF	4	4611.12					
269	Shivamogga	Shikaripura	SALURU	GP	Maize (Makka)	RF	4	3827.80					
270	Shivamogga	Shikaripura	Shikaripura (ULB)	GP	Maize (Makka)	RF	4	5096.77					
271	Shivamogga	Shikaripura	SUNNADAKOPPA	GP	Maize (Makka)	RF	4	2360.39					
272	Shivamogga	Shikaripura	THADAGANI	GP	Maize (Makka)	RF	4	3733.80					
273	Shivamogga	Shikaripura	THALAGUNDA	GP	Maize (Makka)	RF	4	1618.85					
274	Shivamogga	Shikaripura	THARLAGHATTA	GP	Maize (Makka)	RF	4	4809.55					
275	Shivamogga	Shikaripura	THOGARSI	GP	Maize (Makka)	RF	4	2621.50					
276	Shivamogga	Shikaripura	UDUGANI	GP	Maize (Makka)	RF	4	3639.81					
277	Shivamogga	Shikaripura	AMATEKOPPA	GP	PADDY	IRR	4	6322.26					
278	Shivamogga	Shikaripura	AMBARAGOPPA	GP	PADDY	IRR	4	5554.45					
279	Shivamogga	Shikaripura	ARISHINAGERE	GP	PADDY	IRR	4	5456.43					
280	Shivamogga	Shikaripura	BAGANAKATTE	GP	PADDY	IRR	4	5922.02					

**Government of Karnataka**  
**Directorate of Economics and Statistics**  
**GP Level Average Yield data for Kharif season 2019-20**

S.N	District	Taluk	Insurance Unit (hobli/ GP)	GP/HO BLI	Crop	IRR RF	No_CCE Conducted	Average Yield(Kg/Ha)	Name_Of Higher_Level	No_cce Conducted_Higher	Higher average Yield(Kg/Ha)	Neighbo uring Yield	Tech- based Yield
281	Shivamogga	Shikaripura	BEGURU	GP	PADDY	IRR	4	6289.59					
282	Shivamogga	Shikaripura	BELLIGAVI	GP	PADDY	IRR	4	3920.14					
283	Shivamogga	Shikaripura	BILIKI	GP	PADDY	IRR	4	5701.48					
284	Shivamogga	Shikaripura	CHIKKAJAMBURU	GP	PADDY	IRR	4	6175.24					
285	Shivamogga	Shikaripura	CHIKKAMAGADI	GP	PADDY	IRR	4	4476.23					
286	Shivamogga	Shikaripura	CHURCHIGUNDI	GP	PADDY	IRR	4	5954.69					
287	Shivamogga	Shikaripura	ESURU	GP	PADDY	IRR	4	5791.33					
288	Shivamogga	Shikaripura	GAMA	GP	PADDY	IRR	4	5725.98					
289	Shivamogga	Shikaripura	GODDANAKOPPA	GP	PADDY	IRR	4	4982.66					
290	Shivamogga	Shikaripura	GOGGA	GP	PADDY	IRR	4	6297.76					
291	Shivamogga	Shikaripura	GUDDADA THUMMINAKATTE	GP	PADDY	IRR	4	3479.70					
292	Shivamogga	Shikaripura	HARAGI	GP	PADDY	IRR	4	6325.19					
293	Shivamogga	Shikaripura	HAROGOPPA	GP	PADDY	IRR	4	6060.88					
294	Shivamogga	Shikaripura	HIREJAMBURU	GP	PADDY	IRR	4	4427.22					
295	Shivamogga	Shikaripura	HITHALA	GP	PADDY	IRR	4	6836.87					
296	Shivamogga	Shikaripura	HOSURU	GP	PADDY	IRR	4	6314.10					
297	Shivamogga	Shikaripura	HOTHANA KATTE	GP	PADDY	IRR	4	6469.30					
298	Shivamogga	Shikaripura	INAM AGRAHARAMUCHADI	GP	PADDY	IRR	4	5644.30					
299	Shivamogga	Shikaripura	JAKKANAHALLI	GP	PADDY	IRR	4	7004.21					
300	Shivamogga	Shikaripura	JAKKINAKOPPA	GP	PADDY	IRR	4	6616.32					

**Government of Karnataka**  
**Directorate of Economics and Statistics**  
**GP Level Average Yield data for Kharif season 2019-20**

S.N	District	Taluk	Insurance Unit (hobli/ GP)	GP/HO BLI	Crop	IRR RF	No_CCE Conducted	Average Yield(Kg/Ha)	Name_Of_Higher_Level	No_cce Conducted_Higher	Higher average Yield(Kg/Ha)	Neighbo uring Yield	Tech. based Yield
301	Shivamogga	Shikaripura	KAGINALLI	GP	PADDY	IRR	4	5293.06					
302	Shivamogga	Shikaripura	KALMANE	GP	PADDY	IRR	4	6020.04					
303	Shivamogga	Shikaripura	KAPPANAHALLI	GP	PADDY	IRR	4	6142.56					
304	Shivamogga	Shikaripura	KITTADAHALLI	GP	PADDY	IRR	4	4737.62					
305	Shivamogga	Shikaripura	KORATIGERE	GP	PADDY	IRR	4	5480.93					
306	Shivamogga	Shikaripura	MALAVALLI	GP	PADDY	IRR	4	5881.18					
307	Shivamogga	Shikaripura	MANCHIKOPPA	GP	PADDY	IRR	4	4578.33					
308	Shivamogga	Shikaripura	MARAVALLI	GP	PADDY	IRR	4	5268.55					
309	Shivamogga	Shikaripura	MATTHIKOTE	GP	PADDY	IRR	4	4935.14					
310	Shivamogga	Shikaripura	MUDDANAHALLI	GP	PADDY	IRR	4	5027.59					
311	Shivamogga	Shikaripura	MUDUBASIDDAPURA	GP	PADDY	IRR	4	5252.22					
312	Shivamogga	Shikaripura	NARASAPURA	GP	PADDY	IRR	4	4508.90					
313	Shivamogga	Shikaripura	NELAVAGILU	GP	PADDY	IRR	4	6081.30					
314	Shivamogga	Shikaripura	SALURU	GP	PADDY	IRR	4	5554.45					
315	Shivamogga	Shikaripura	Shikaripura (ULB)	GP	PADDY	IRR	4	5072.52					
316	Shivamogga	Shikaripura	Shirlakoppa (ULB)	GP	PADDY	IRR	4	5881.18					
317	Shivamogga	Shikaripura	SUNNADAKOPPA	GP	PADDY	IRR	4	5203.21					
318	Shivamogga	Shikaripura	THADAGANI	GP	PADDY	IRR	4	5113.36					
319	Shivamogga	Shikaripura	THALAGUNDA	GP	PADDY	IRR	4	4758.03					
320	Shivamogga	Shikaripura	THARLAGHATTA	GP	PADDY	IRR	4	5946.52					



**Government of Karnataka**  
**Directorate of Economics and Statistics**  
**GP Level Average Yield data for Kharif season 2019-20**

S.N	District	Taluk	Insurance Unit (hobli/ GP)	GP/HO BLI	Crop	IRR RF	No_CCE Conducted	Average Yield(Kg/Ha)	Name_Of Higher Level	No_cce Conducted Higher	Higher average Yield(Kg/Ha)	Neighbo uring Yield	Tech. based Yield
321	Shivamogga	Shikaripura	THOGARSI	GP	PADDY	IRR	4	4402.72					
322	Shivamogga	Shikaripura	UDUGANI	GP	PADDY	IRR	4	4647.77					
323	Shivamogga	Shikaripura	KORATIGERE	GP	PADDY	RF					3126.00		Y
324	Shivamogga	Shikaripura	MANCHIKOPPA	GP	PADDY	RF					4597.00		Y
325	Shivamogga	Shikaripura	THALAGUNDA	GP	PADDY	RF					3119.00		Y
326	Shivamogga	Shivamogga	BALEKOPPA	GP	Maize (Makka)	IRR	4	3843.66					
327	Shivamogga	Shivamogga	HARAMAGHATTA	GP	Maize (Makka)	IRR	4	4085.20					
328	Shivamogga	Shivamogga	HOLALURU	GP	Maize (Makka)	IRR	4	6612.63					
329	Shivamogga	Shivamogga	KOMMANALU	GP	Maize (Makka)	IRR	4	4421.26					
330	Shivamogga	Shivamogga	KONAGAVALLI	GP	Maize (Makka)	IRR	4	3995.94					
331	Shivamogga	Shivamogga	KUMSI	GP	Maize (Makka)	IRR	4	4253.23					
332	Shivamogga	Shivamogga	MALLAPURA	GP	Maize (Makka)	IRR	4	3854.16					
333	Shivamogga	Shivamogga	MELINAHANASAVADI	GP	Maize (Makka)	IRR	4	4782.26					
334	Shivamogga	Shivamogga	RAMANAGARA	GP	Maize (Makka)	IRR	4	5708.61					
335	Shivamogga	Shivamogga	SUGURU	GP	Maize (Makka)	IRR	4	3759.06					
336	Shivamogga	Shivamogga	TUPPURU	GP	Maize (Makka)	IRR	4	5739.24					
337	Shivamogga	Shivamogga	ABBALAGERE	GP	Maize (Makka)	RF	4	4068.02					
338	Shivamogga	Shivamogga	AGASAVALLI	GP	Maize (Makka)	RF	4	4297.79					
339	Shivamogga	Shivamogga	AYANURU	GP	Maize (Makka)	RF	4	5253.43					
340	Shivamogga	Shivamogga	BALEKOPPA	GP	Maize (Makka)	RF	4	2848.66					

*cb*

**Government of Karnataka**  
**Directorate of Economics and Statistics**  
**GP Level Average Yield data for Kharif season 2019-20**

S.N	District	Taluk	Insurance Unit (hobli/ GP)	GP/HO BLI	Crop	IRR RF	No_CCE Conducted	Average Yield(Kg/Ha)	Name_Of_Higher_Level	No_cce Conducted_Higher	Higher average Yield(Kg/Ha)	Neighbo uring Yield	Tech. based Yield
341	Shivamogga	Shivamogga	BEDARA HOSAHALLI	GP	Maize (Makka)	RF	4	4616.34					
342	Shivamogga	Shivamogga	CHORADI	GP	Maize (Makka)	RF	4	4391.79					
343	Shivamogga	Shivamogga	HADONAHALLI	GP	Maize (Makka)	RF	4	4036.79					
344	Shivamogga	Shivamogga	HARAMAGHATTA	GP	Maize (Makka)	RF	4	3624.14					
345	Shivamogga	Shivamogga	HARANAHALLI	GP	Maize (Makka)	RF	4	2926.99					
346	Shivamogga	Shivamogga	HOLALURU	GP	Maize (Makka)	RF	4	4334.34					
347	Shivamogga	Shivamogga	HOSAHALLI	GP	Maize (Makka)	RF	4	3671.14					
348	Shivamogga	Shivamogga	KOHALLI	GP	Maize (Makka)	RF	4	4538.01					
349	Shivamogga	Shivamogga	KOMMANALU	GP	Maize (Makka)	RF	4	5504.09					
350	Shivamogga	Shivamogga	KONAGAVALLI	GP	Maize (Makka)	RF	4	4423.12					
351	Shivamogga	Shivamogga	KORALAHALLI	GP	Maize (Makka)	RF	4	6175.13					
352	Shivamogga	Shivamogga	KOTEGANGURU	GP	Maize (Makka)	RF	4	3947.91					
353	Shivamogga	Shivamogga	KUMSI	GP	Maize (Makka)	RF	4	3582.52					
354	Shivamogga	Shivamogga	KUNCHENAHALLI	GP	Maize (Makka)	RF	4	7216.94					
355	Shivamogga	Shivamogga	MALLAPURA	GP	Maize (Makka)	RF	4	3752.08					
356	Shivamogga	Shivamogga	MANDAGATTA	GP	Maize (Makka)	RF	4	3655.47					
357	Shivamogga	Shivamogga	MELINAHANASAVADI	GP	Maize (Makka)	RF	4	4381.34					
358	Shivamogga	Shivamogga	MUDDINAKOPPA	GP	Maize (Makka)	RF	4	4585.32					
359	Shivamogga	Shivamogga	NIDHIGE	GP	Maize (Makka)	RF	4	5018.44					
360	Shivamogga	Shivamogga	PURUDALU	GP	Maize (Makka)	RF	4	4934.88					

**Government of Karnataka**  
**Directorate of Economics and Statistics**  
**GP Level Average Yield data for Kharif season 2019-20**

S.N	District	Taluk	Insurance Unit (hobli/ GP)	GP/HO BLI	Crop	IRR RF	No_CCE Conducted	Average Yield(Kg/Ha)	Name Of Higher Level	No_cce Conducted Higher	Higher average Yield(Kg/Ha)	Neighbo uring Yield	Tech. based Yield
361	Shivamogga	Shivamogga	RAMANAGARA	GP	Maize (Makka)	RF	4	3929.63					
362	Shivamogga	Shivamogga	SANTEKADURU	GP	Maize (Makka)	RF	4	5159.44					
363	Shivamogga	Shivamogga	Shimoga (ULB)	GP	Maize (Makka)	RF	4	6485.85					
364	Shivamogga	Shivamogga	SIRIGERE	GP	Maize (Makka)	RF	4	4115.01					
365	Shivamogga	Shivamogga	SOGANE	GP	Maize (Makka)	RF	4	5545.87					
366	Shivamogga	Shivamogga	SUGURU	GP	Maize (Makka)	RF	4	3712.91					
367	Shivamogga	Shivamogga	TAMMADIHALLI	GP	Maize (Makka)	RF	4	4310.85					
368	Shivamogga	Shivamogga	TUPPURU	GP	Maize (Makka)	RF	4	5551.09					
369	Shivamogga	Shivamogga	UMBLEBAILU	GP	Maize (Makka)	RF	4	3953.13					
370	Shivamogga	Shivamogga	ABBALAGERE	GP	PADDY	IRR	4	5668.80					
371	Shivamogga	Shivamogga	AGASAVALLI	GP	PADDY	IRR	4	4745.78					
372	Shivamogga	Shivamogga	AYANURU	GP	PADDY	IRR	4	5954.69					
373	Shivamogga	Shivamogga	B.BEERANAHALLI	GP	PADDY	IRR	4	3651.23					
374	Shivamogga	Shivamogga	BALEKOPPA	GP	PADDY	IRR	4	4566.08					
375	Shivamogga	Shivamogga	BEDARA HOSAHALLI	GP	PADDY	IRR	4	4263.85					
376	Shivamogga	Shivamogga	BIDIRE	GP	PADDY	IRR	4	4005.22					
377	Shivamogga	Shivamogga	CHORADI	GP	PADDY	IRR	4	5936.79					
378	Shivamogga	Shivamogga	GHAJANURU	GP	PADDY	IRR	4	4100.49					
379	Shivamogga	Shivamogga	HADONAHALLI	GP	PADDY	IRR	4	5521.77					
380	Shivamogga	Shivamogga	HARAMAGHATTA	GP	PADDY	IRR			Hobli Level	22	5167.27		

**Government of Karnataka**  
**Directorate of Economics and Statistics**  
**GP Level Average Yield data for Kharif season 2019-20**

S.N	District	Taluk	Insurance Unit (hobli/ GP)	GP/HO BLI	Crop	IRR RF	No_CCE Conducted	Average Yield(Kg/Ha)	Name_Of Higher_Level	No_cce Conducted Higher	Higher average Yield(Kg/Ha)	Neighbo uring Yield	Tech. based Yield
381	Shivamogga	Shivamogga	HARANAHALLI	GP	PADDY	IRR	4	5497.27					
382	Shivamogga	Shivamogga	HASUDI	GP	PADDY	IRR			Hobli Level	30	4353.34		
383	Shivamogga	Shivamogga	HOLALURU	GP	PADDY	IRR	4	4949.99					
384	Shivamogga	Shivamogga	HOLEBENAVANAHALLI	GP	PADDY	IRR	4	4287.67					
385	Shivamogga	Shivamogga	HOSAHALLI	GP	PADDY	IRR	4	5611.62					
386	Shivamogga	Shivamogga	KADEKAL	GP	PADDY	IRR	4	4672.27					
387	Shivamogga	Shivamogga	KOHALLI	GP	PADDY	IRR	4	5444.17					
388	Shivamogga	Shivamogga	KONAGAVALLI	GP	PADDY	IRR	4	5479.96					
389	Shivamogga	Shivamogga	KORALAHALLI	GP	PADDY	IRR	4	5039.84					
390	Shivamogga	Shivamogga	KOTEGANGURU	GP	PADDY	IRR	4	6550.98					
391	Shivamogga	Shivamogga	KUDLI	GP	PADDY	IRR	4	3659.40					
392	Shivamogga	Shivamogga	KUMSI	GP	PADDY	IRR	4	4892.81					
393	Shivamogga	Shivamogga	KUNCHENAHALLI	GP	PADDY	IRR	4	4968.78					
394	Shivamogga	Shivamogga	MANDAGATTA	GP	PADDY	IRR	4	5742.32					
395	Shivamogga	Shivamogga	MATTURU	GP	PADDY	IRR	4	4492.57					
396	Shivamogga	Shivamogga	MELINAHANASAVADI	GP	PADDY	IRR	4	6452.96					
397	Shivamogga	Shivamogga	NIDHIGE	GP	PADDY	IRR	4	3871.77					
398	Shivamogga	Shivamogga	PILLANGERE	GP	PADDY	IRR	4	4876.48					
399	Shivamogga	Shivamogga	PURUDALU	GP	PADDY	IRR	4	5496.49					
400	Shivamogga	Shivamogga	RAMANAGARA	GP	PADDY	IRR	4	5476.85					

**Government of Karnataka**  
**Directorate of Economics and Statistics**  
**GP Level Average Yield data for Kharif season 2019-20**

S.N	District	Taluk	Insurance Unit (hobli/ GP)	GP/HO BLI	Crop	IRR RF	No_CCE Conducted	Average Yield(Kg/Ha)	Name Of Higher Level	No_cce Conducted Higher	Higher average Yield(Kg/Ha)	Neighboring Yield	Tech based Yield
401	Shivamogga	Shivamogga	SANTEKADURU	GP	PADDY	IRR	4	4145.98					
402	Shivamogga	Shivamogga	SHETTIHALLI	GP	PADDY	IRR	4	4704.51					
403	Shivamogga	Shivamogga	Shimoga (ULB)	GP	PADDY	IRR	4	4639.60					
404	Shivamogga	Shivamogga	SIRIGERE	GP	PADDY	IRR	4	6403.95					
405	Shivamogga	Shivamogga	SOGANE	GP	PADDY	IRR	4	4272.02					
406	Shivamogga	Shivamogga	SUGURU	GP	PADDY	IRR	4	3452.74					
407	Shivamogga	Shivamogga	TAMMADIHALLI	GP	PADDY	IRR	4	5807.66					
408	Shivamogga	Shivamogga	TUPPURU	GP	PADDY	IRR	4	5350.24					
409	Shivamogga	Shivamogga	UMBLEBAILU	GP	PADDY	IRR	4	4786.63					
410	Shivamogga	Shivamogga	CHORADI	GP	PADDY	RF					4665.00		Y
411	Shivamogga	Shivamogga	HADONAHALLI	GP	PADDY	RF					3970.00		Y
412	Shivamogga	Shivamogga	HARANAHALLI	GP	PADDY	RF					4269.00		Y
413	Shivamogga	Shivamogga	KONAGAVALLI	GP	PADDY	RF					3877.00		Y
414	Shivamogga	Shivamogga	KORALAHALLI	GP	PADDY	RF					4671.00		Y
415	Shivamogga	Shivamogga	KOTEGANGURU	GP	PADDY	RF					3689.00		Y
416	Shivamogga	Shivamogga	MANDAGATTA	GP	PADDY	RF					4151.00		Y
417	Shivamogga	Shivamogga	PURUDALU	GP	PADDY	RF					1668.00		Y
418	Shivamogga	Shivamogga	RAMANAGARA	GP	PADDY	RF					4400.00		Y
419	Shivamogga	Shivamogga	SUGURU	GP	PADDY	RF					4331.00		Y
420	Shivamogga	Shivamogga	TAMMADIHALLI	GP	PADDY	RF					4587.00		Y

**Government of Karnataka**  
**Directorate of Economics and Statistics**  
**GP Level Average Yield data for Kharif season 2019-20**

S.N	District	Taluk	Insurance Unit (hobli/ GP)	GP/HO BLI	Crop	IRR/RF	No_CCE Conducted	Average Yield(Kg/Ha)	Name_Of_Higher_Level	No_cce Conducted Higher	Higher average Yield(Kg/Ha)	Neighbo uring Yield	Tech. based Yield
421	Shivamogga	Shivamogga	TUPPURU	GP	PADDY	RF					4365.03	Y	
422	Shivamogga	Shivamogga	UMBLEBAILU	GP	PADDY	RF					4184.00		Y
423	Shivamogga	Sorab	BHARANGI	GP	Maize (Makka)	IRR	4	3381.58					
424	Shivamogga	Sorab	ENNEKOPPA	GP	Maize (Makka)	IRR	4	1937.58					
425	Shivamogga	Sorab	HANCHI	GP	Maize (Makka)	IRR	4	3050.77					
426	Shivamogga	Sorab	HURULI	GP	Maize (Makka)	IRR	4	1577.37					
427	Shivamogga	Sorab	KATUVALLI	GP	Maize (Makka)	IRR	4	2677.96					
428	Shivamogga	Sorab	KUPPAGADDE	GP	Maize (Makka)	IRR	4	3213.55					
429	Shivamogga	Sorab	TALLURU	GP	Maize (Makka)	IRR	4	2499.43					
430	Shivamogga	Sorab	AGASANAHALLI	GP	Maize (Makka)	RF	4	3237.70					
431	Shivamogga	Sorab	ANAVATTI	GP	Maize (Makka)	RF	4	1650.18					
432	Shivamogga	Sorab	ANDIGE	GP	Maize (Makka)	RF	4	3582.36					
433	Shivamogga	Sorab	BENNURU	GP	Maize (Makka)	RF	4	4715.56					
434	Shivamogga	Sorab	BHARANGI	GP	Maize (Makka)	RF	4	3130.65					
435	Shivamogga	Sorab	BILUVANI	GP	Maize (Makka)	RF	4	3159.37					
436	Shivamogga	Sorab	CHANDRAGUTTI	GP	Maize (Makka)	RF	4	3533.01					
437	Shivamogga	Sorab	CHITTURU	GP	Maize (Makka)	RF	4	3237.70					
438	Shivamogga	Sorab	DUGURU	GP	Maize (Makka)	RF	4	3582.36					
439	Shivamogga	Sorab	DYAVANAHALLI	GP	Maize (Makka)	RF	4	2950.49					
440	Shivamogga	Sorab	ENNEKOPPA	GP	Maize (Makka)	RF	4	2623.58					

**Government of Karnataka**  
**Directorate of Economics and Statistics**  
**GP Level Average Yield data for Kharif season 2019-20**

S.N	District	Taluk	Insurance Unit (hobli/ GP)	GP/HO BLI	Crop	IR- RF	No. CCE Conducted	Average Yield(Kg/Ha)	Name Of Higher Level	No. cce Conducted Higher	Higher average Yield(Kg/Ha)	Neighboring Yield	Tech. based Yield
441	Shivamogga	Sorab	GENDLA	GP	Maize (Makka)	RF	4	3081.04					
442	Shivamogga	Sorab	GUDAVI	GP	Maize (Makka)	RF	4	4902.51					
443	Shivamogga	Sorab	HALESORABA	GP	Maize (Makka)	RF	4	3313.16					
444	Shivamogga	Sorab	HANCHI	GP	Maize (Makka)	RF	4	1415.19					
445	Shivamogga	Sorab	HARISHI	GP	Maize (Makka)	RF	4	2814.71					
446	Shivamogga	Sorab	HECHHE	GP	Maize (Makka)	RF	4	3498.81					
447	Shivamogga	Sorab	HEGGODU	GP	Maize (Makka)	RF	4	2428.28					
448	Shivamogga	Sorab	HOSABALE	GP	Maize (Makka)	RF	4	2684.16					
449	Shivamogga	Sorab	HURULI	GP	Maize (Makka)	RF	4	1079.72					
450	Shivamogga	Sorab	INDUVALLI	GP	Maize (Makka)	RF	4	2104.51					
451	Shivamogga	Sorab	JADE	GP	Maize (Makka)	RF	4	2467.45					
452	Shivamogga	Sorab	KATUVALLI	GP	Maize (Makka)	RF	4	2616.27					
453	Shivamogga	Sorab	KODAKANI	GP	Maize (Makka)	RF	4	3300.37					
454	Shivamogga	Sorab	KUBTURU	GP	Maize (Makka)	RF	4	1801.63					
455	Shivamogga	Sorab	KUPPAGADDE	GP	Maize (Makka)	RF	4	2381.28					
456	Shivamogga	Sorab	MAVALI	GP	Maize (Makka)	RF	4	3895.69					
457	Shivamogga	Sorab	MUDIDODDIKOPPA	GP	Maize (Makka)	RF	4	3342.15					
458	Shivamogga	Sorab	MUTUGUPPE	GP	Maize (Makka)	RF	4	2931.69					
459	Shivamogga	Sorab	NISARANI	GP	Maize (Makka)	RF	4	4420.25					
460	Shivamogga	Sorab	NYARSHI	GP	Maize (Makka)	RF	4	2428.28					

**Government of Karnataka**  
**Directorate of Economics and Statistics**  
**GP Level Average Yield data for Kharif season 2019-20**

S.N	District	Taluk	Insurance Unit (hobli/ GP)	GP/HO BLI	Crop	IRR RF	No_CCE Conducted	Average Yield(Kg/Ha)	Name_Of Higher Level	No_cce Conducted Higher	Higher average Yield(Kg/Ha)	Neighboring Yield	Tech. based Yield
461	Shivamogga	Sorab	SAMANAVALLI	GP	Maize (Makka)	RF	4	3504.03					
462	Shivamogga	Sorab	SHAKUNAVALLI	GP	Maize (Makka)	RF	4	1832.96					
463	Shivamogga	Sorab	SHIGGA	GP	Maize (Makka)	RF	4	5404.88					
464	Shivamogga	Sorab	TALAGADDE	GP	Maize (Makka)	RF	4	3540.58					
465	Shivamogga	Sorab	TALLURU	GP	Maize (Makka)	RF	4	2255.95					
466	Shivamogga	Sorab	TATTURU	GP	Maize (Makka)	RF	4	1208.40					
467	Shivamogga	Sorab	TAVANANDI	GP	Maize (Makka)	RF	4	3137.44					
468	Shivamogga	Sorab	THELAGUNDA	GP	Maize (Makka)	RF	4	3219.43					
469	Shivamogga	Sorab	UDRI	GP	Maize (Makka)	RF	4	3161.98					
470	Shivamogga	Sorab	ULAVI	GP	Maize (Makka)	RF	4	3527.53					
471	Shivamogga	Sorab	AGASANAHALLI	GP	PADDY	IRR	4	3871.78					
472	Shivamogga	Sorab	ANAVATTI	GP	PADDY	IRR	4	4760.60					
473	Shivamogga	Sorab	ANDIGE	GP	PADDY	IRR	4	4884.64					
474	Shivamogga	Sorab	BENNURU	GP	PADDY	IRR	4	3747.52					
475	Shivamogga	Sorab	BHARANGI	GP	PADDY	IRR	4	3022.27					
476	Shivamogga	Sorab	BILUVANI	GP	PADDY	IRR	4	4308.82					
477	Shivamogga	Sorab	CHANDRAGUTTI	GP	PADDY	IRR	4	2929.32					
478	Shivamogga	Sorab	CHITTURU	GP	PADDY	IRR	4	4751.08					
479	Shivamogga	Sorab	DUGURU	GP	PADDY	IRR	4	3871.16					
480	Shivamogga	Sorab	DYAVANAHALLI	GP	PADDY	IRR	4	2785.39					



**Government of Karnataka**  
**Directorate of Economics and Statistics**  
**GP Level Average Yield data for Kharif season 2019-20**

S.N	District	Taluk	Insurance Unit (hobli/ GP)	GP/HO BLI	Crop	IRR RF	No_CCE Conducted	Average Yield(Kg/Ha)	Name_Of Higher_Level	No_cce Conducted Higher	Higher average Yield(Kg/Ha)	Neighbo uring Yield	Tech. based Yield
481	Shivamogga	Sorab	ENNEKOPPA	GP	PADDY	IRR	4	2393.31					
482	Shivamogga	Sorab	GENDLA	GP	PADDY	IRR	4	4075.98					
483	Shivamogga	Sorab	GUDAVI	GP	PADDY	IRR	4	4517.07					
484	Shivamogga	Sorab	HALESORABA	GP	PADDY	IRR	4	4488.48					
485	Shivamogga	Sorab	HANCHI	GP	PADDY	IRR	4	4944.72					
486	Shivamogga	Sorab	HARISHI	GP	PADDY	IRR	4	2795.13					
487	Shivamogga	Sorab	HECHHE	GP	PADDY	IRR	4	2671.02					
488	Shivamogga	Sorab	HEGGODU	GP	PADDY	IRR	4	3399.23					
489	Shivamogga	Sorab	HOSABALE	GP	PADDY	IRR	4	2310.71					
490	Shivamogga	Sorab	HURULI	GP	PADDY	IRR	4	2768.73					
491	Shivamogga	Sorab	INDUVALLI	GP	PADDY	IRR	4	3953.46					
492	Shivamogga	Sorab	JADE	GP	PADDY	IRR	4	2425.99					
493	Shivamogga	Sorab	KATUVALLI	GP	PADDY	IRR	4	2507.67					
494	Shivamogga	Sorab	KODAKANI	GP	PADDY	IRR	4	4704.94					
495	Shivamogga	Sorab	KUBTURU	GP	PADDY	IRR	4	2413.73					
496	Shivamogga	Sorab	KUPPAGADDE	GP	PADDY	IRR	4	4069.43					
497	Shivamogga	Sorab	MAVALI	GP	PADDY	IRR	4	5431.92					
498	Shivamogga	Sorab	MUDIDODDIKOPPA	GP	PADDY	IRR	4	5587.12					
499	Shivamogga	Sorab	MUTUGUPPE	GP	PADDY	IRR	4	3563.22					
500	Shivamogga	Sorab	NISARANI	GP	PADDY	IRR	4	4540.22					

**Government of Karnataka**  
**Directorate of Economics and Statistics**  
**GP Level Average Yield data for Kharif season 2019-20**

S.N	District	Taluk	Insurance Unit (hobli/ GP)	GP/HO BLI	Crop	IRR RF	No_CCE Conducted	Average Yield(Kg/Ha)	Name_Of Higher Level	No_cce Conducted Higher	Higher average Yield(Kg/Ha)	Neighboring Yield	Tech. based Yield
501	Shivamogga	Sorab	NYARSHI	GP	PADDY	IRR	4	2632.56					
502	Shivamogga	Sorab	SAMANAVALLI	GP	PADDY	IRR	4	3853.63					
503	Shivamogga	Sorab	SHAKUNAVALLI	GP	PADDY	IRR	4	2319.80					
504	Shivamogga	Sorab	SHIGGA	GP	PADDY	IRR	4	5212.39					
505	Shivamogga	Sorab	TALAGADDE	GP	PADDY	IRR	4	2842.01					
506	Shivamogga	Sorab	TALLURU	GP	PADDY	IRR	4	4124.99					
507	Shivamogga	Sorab	TATTURU	GP	PADDY	IRR	4	2816.53					
508	Shivamogga	Sorab	TAVANANDI	GP	PADDY	IRR	4	3791.77					
509	Shivamogga	Sorab	THELAGUNDA	GP	PADDY	IRR	4	2287.12					
510	Shivamogga	Sorab	UDRI	GP	PADDY	IRR	4	6122.14					
511	Shivamogga	Sorab	ULAVI	GP	PADDY	IRR	4	6448.87					
512	Shivamogga	Sorab	AGASANAHALLI	GP	PADDY	RF	4	2605.23					
513	Shivamogga	Sorab	ANDIGE	GP	PADDY	RF	4	5131.86					
514	Shivamogga	Sorab	BENNURU	GP	PADDY	RF	4	3390.53					
515	Shivamogga	Sorab	BHARANGI	GP	PADDY	RF	4	2426.89					
516	Shivamogga	Sorab	BILUVANI	GP	PADDY	RF	4	4067.80					
517	Shivamogga	Sorab	CHANDRAGUTTI	GP	PADDY	RF	4	2814.86					
518	Shivamogga	Sorab	CHITTURU	GP	PADDY	RF	4	5210.27					
519	Shivamogga	Sorab	DUGURU	GP	PADDY	RF	4	3116.60					
520	Shivamogga	Sorab	DYAVANAHALLI	GP	PADDY	RF	4	2540.66					

**Government of Karnataka**  
**Directorate of Economics and Statistics**  
**GP Level Average Yield data for Kharif season 2019-20**

S.N	District	Taluk	Insurance Unit (hobli/ GP)	GP/HO BLI	Crop	IRR RF	No CCE Conducted	Average Yield(Kg/Ha)	Name Of Higher Level	No cce Conducted Higher	Higher average Yield(Kg/Ha)	Neighboring Yield	Tech. based Yield
521	Shivamogga	Sorab	ENNEKOPPA	GP	PADDY	RF	4	2052.74					
522	Shivamogga	Sorab	GENDLA	GP	PADDY	RF	4	4314.47					
523	Shivamogga	Sorab	GUDAVI	GP	PADDY	RF	4	5578.48					
524	Shivamogga	Sorab	HALESORABA	GP	PADDY	RF	4	5308.82					
525	Shivamogga	Sorab	HANCHI	GP	PADDY	RF	4	3475.24					
526	Shivamogga	Sorab	HARISHI	GP	PADDY	RF	4	2853.65					
527	Shivamogga	Sorab	HECHHE	GP	PADDY	RF	4	2695.80					
528	Shivamogga	Sorab	HEGGODU	GP	PADDY	RF	4	3572.92					
529	Shivamogga	Sorab	HOSABALE	GP	PADDY	RF	4	3317.47					
530	Shivamogga	Sorab	HURULI	GP	PADDY	RF	4	2279.42					
531	Shivamogga	Sorab	INDUVALLI	GP	PADDY	RF	4	3774.15					
532	Shivamogga	Sorab	JADE	GP	PADDY	RF	4	3008.33					
533	Shivamogga	Sorab	KATUVALLI	GP	PADDY	RF	4	2856.65					
534	Shivamogga	Sorab	KODAKANI	GP	PADDY	RF	4	4862.21					
535	Shivamogga	Sorab	KUBTURU	GP	PADDY	RF	4	4124.87					
536	Shivamogga	Sorab	KUPPAGADDE	GP	PADDY	RF	4	4011.11					
537	Shivamogga	Sorab	MAVALI	GP	PADDY	RF	4	4095.38					
538	Shivamogga	Sorab	MUDIDODDIKOPPA	GP	PADDY	RF	4	3359.79					
539	Shivamogga	Sorab	MUTUGUPPE	GP	PADDY	RF	4	3043.32					
540	Shivamogga	Sorab	NISARANI	GP	PADDY	RF	4	4138.23					

**Government of Karnataka**  
**Directorate of Economics and Statistics**  
**GP Level Average Yield data for Kharif season 2019-20**

S.N	District	Taluk	Insurance Unit (hobli/ GP)	GP/HO BLI	Crop	IRR- RF	No_CCE Conducted	Average Yield(Kg/Ha)	Name_Of_Higher_Level	No_cce Conducted_Higher	Higher average Yield(Kg/Ha)	Neighbo uring Yield	Tech. based Yield
541	Shivamogga	Sorab	NYARSHI	GP	PADDY	RF	4	3306.21					
542	Shivamogga	Sorab	SAMANAVALLI	GP	PADDY	RF	4	4448.05					
543	Shivamogga	Sorab	SHAKUNAVALLI	GP	PADDY	RF	4	1242.10					
544	Shivamogga	Sorab	SHIGGA	GP	PADDY	RF	4	5234.71					
545	Shivamogga	Sorab	TALAGADDE	GP	PADDY	RF	4	3923.06					
546	Shivamogga	Sorab	TALLURU	GP	PADDY	RF	4	1879.29					
547	Shivamogga	Sorab	TATTURU	GP	PADDY	RF	4	2076.32					
548	Shivamogga	Sorab	TAVANANDI	GP	PADDY	RF	4	4610.30					
549	Shivamogga	Sorab	THELAGUNDA	GP	PADDY	RF	4	922.48					
550	Shivamogga	Sorab	UDRI	GP	PADDY	RF	4	3379.11					
551	Shivamogga	Sorab	ULAVI	GP	PADDY	RF	4	4706.31					
552	Shivamogga	Thirthalli	AGUMBE	GP	PADDY	IRR	4	4157.67					
553	Shivamogga	Thirthalli	ARAGA	GP	PADDY	IRR	4	4729.45					
554	Shivamogga	Thirthalli	ARALASURALI	GP	PADDY	IRR	4	3341.26					
555	Shivamogga	Thirthalli	AREHALLI	GP	PADDY	IRR	4	4190.34					
556	Shivamogga	Thirthalli	BANDYA	GP	PADDY	IRR	4	4830.44					
557	Shivamogga	Thirthalli	BASAVANI	GP	PADDY	IRR	4	3204.41					
558	Shivamogga	Thirthalli	BEJJAVALLI	GP	PADDY	IRR	4	4260.83					
559	Shivamogga	Thirthalli	BIDARAGODU	GP	PADDY	IRR	4	3651.23					
560	Shivamogga	Thirthalli	DEMLAPURA	GP	PADDY	IRR	4	3764.70					

**Government of Karnataka**  
**Directorate of Economics and Statistics**  
**GP Level Average Yield data for Kharif season 2019-20**

S.N	District	Taluk	Insurance Unit (hobli/ GP)	GP/HO BLI	Crop	IRR RF	No_CCE Conducted	Average Yield(Kg/Ha)	Name_Of_Higher_Level	No_cce Conducted Higher	Higher average Yield(Kg/Ha)	Neighbo uring Yield	Tech. based Yield
561	Shivamogga	Thirthalli	DEVANGI	GP	PADDY	IRR	4	4263.85					
562	Shivamogga	Thirthalli	GUDEKOPPA	GP	PADDY	IRR	4	5193.74					
563	Shivamogga	Thirthalli	HADIGALLU	GP	PADDY	IRR	4	4345.54					
564	Shivamogga	Thirthalli	HANAGERE	GP	PADDY	IRR	4	6851.24					
565	Shivamogga	Thirthalli	HAROGOLIGE	GP	PADDY	IRR	4	3867.69					
566	Shivamogga	Thirthalli	HEDDURU	GP	PADDY	IRR	4	4239.56					
567	Shivamogga	Thirthalli	HEGGODU	GP	PADDY	IRR	4	3720.66					
568	Shivamogga	Thirthalli	HODALA (ARALAPURA)	GP	PADDY	IRR	4	4329.20					
569	Shivamogga	Thirthalli	HONNETHALU	GP	PADDY	IRR	4	3589.74					
570	Shivamogga	Thirthalli	HOSAHALLI	GP	PADDY	IRR	4	3700.24					
571	Shivamogga	Thirthalli	HUMCHADAKATTE	GP	PADDY	IRR	4	3936.20					
572	Shivamogga	Thirthalli	KANNANGI	GP	PADDY	IRR	4	5164.50					
573	Shivamogga	Thirthalli	KONANDURU	GP	PADDY	IRR			Hobli Level	27	4112.17		
574	Shivamogga	Thirthalli	KUDUMALLIGE	GP	PADDY	IRR	4	4612.21					
575	Shivamogga	Thirthalli	MANDAGADDE	GP	PADDY	IRR	4	5807.66					
576	Shivamogga	Thirthalli	MEGARAVALLI	GP	PADDY	IRR	4	3063.11					
577	Shivamogga	Thirthalli	MELIGE	GP	PADDY	IRR	4	4363.80					
578	Shivamogga	Thirthalli	MELINAKURUVALLI	GP	PADDY	IRR	4	4043.31					
579	Shivamogga	Thirthalli	MULUBAGILU	GP	PADDY	IRR	4	3510.59					
580	Shivamogga	Thirthalli	NALURU (KOLAGI)	GP	PADDY	IRR	4	4324.82					

**Government of Karnataka**  
**Directorate of Economics and Statistics**  
**GP Level Average Yield data for Kharif season 2019-20**

S.N	District	Taluk	Insurance Unit (hobli/ GP)	GP/HO BLI	Crop	IRR/RF	No_CCE Conducted	Average Yield(Kg/Ha)	Name_Of_Higher_Level	No_cce Conducted_Higher	Higher average Yield(Kg/Ha)	Neighbo uring Yield	Tech. based Yield
581	Shivamogga	Thirthalli	NERATURU	GP	PADDY	IRR	4	4371.33					
582	Shivamogga	Thirthalli	NONABURU	GP	PADDY	IRR	4	4620.59					
583	Shivamogga	Thirthalli	SALGADI	GP	PADDY	IRR	4	4337.37					
584	Shivamogga	Thirthalli	SALURU	GP	PADDY	IRR	4	3136.63					
585	Shivamogga	Thirthalli	SHEDGARU	GP	PADDY	IRR	4	4157.67					
586	Shivamogga	Thirthalli	SHINGANABIDARE	GP	PADDY	IRR	4	5570.78					
587	Shivamogga	Thirthalli	THIRTHAMUTTHURU	GP	PADDY	IRR	4	3038.46					
588	Shivamogga	Thirthalli	THRIYAMBAKAPURA	GP	PADDY	IRR	4	4822.44					
589	Shivamogga	Thirthalli	THUDURU	GP	PADDY	IRR	4	3879.94					
590	Shivamogga	Thirthalli	AGUMBE	GP	PADDY	RF	4	3615.74					
591	Shivamogga	Thirthalli	ARAGA	GP	PADDY	RF	4	3994.26					
592	Shivamogga	Thirthalli	ARALASURALI	GP	PADDY	RF	4	4057.81					
593	Shivamogga	Thirthalli	AREHALLI	GP	PADDY	RF	4	4095.38					
594	Shivamogga	Thirthalli	BANDYA	GP	PADDY	RF	4	4626.26					
595	Shivamogga	Thirthalli	BASAVANI	GP	PADDY	RF	4	3876.52					
596	Shivamogga	Thirthalli	BEJJAVALLI	GP	PADDY	RF	4	4548.67					
597	Shivamogga	Thirthalli	BIDARAGODU	GP	PADDY	RF	4	3915.80					
598	Shivamogga	Thirthalli	DEMLAPURA	GP	PADDY	RF	4	3788.90					
599	Shivamogga	Thirthalli	DEVANGI	GP	PADDY	RF	4	4175.43					
600	Shivamogga	Thirthalli	GUDDEKOPPA	GP	PADDY	RF	4	5338.75					

**Government of Karnataka**  
**Directorate of Economics and Statistics**  
**GP Level Average Yield data for Kharif season 2019-20**

S.N	District	Taluk	Insurance Unit (hobli/ GP)	GP/HO BLI	Crop	IRR RF	No CCE Conducted	Average Yield(Kg/Ha)	Name Of Higher Level	No cce Conducted Higher	Higher average Yield(Kg/Ha)	Neighboring Yield	Tech based Yield
601	Shivamogga	Thirthalli	HADIGALLU	GP	PADDY	RF	4	4061.67					
602	Shivamogga	Thirthalli	HANAGERE	GP	PADDY	RF	4	6036.16					
603	Shivamogga	Thirthalli	HAROGOLIGE	GP	PADDY	RF	4	2822.95					
604	Shivamogga	Thirthalli	HEDDURU	GP	PADDY	RF	4	4140.81					
605	Shivamogga	Thirthalli	HEGGODU	GP	PADDY	RF	4	3922.63					
606	Shivamogga	Thirthalli	HODALA (ARALAPURA)	GP	PADDY	RF	4	4651.54					
607	Shivamogga	Thirthalli	HONNETHALU	GP	PADDY	RF	4	4166.39					
608	Shivamogga	Thirthalli	HOSAHALLI	GP	PADDY	RF	4	4129.08					
609	Shivamogga	Thirthalli	HUMCHADAKATTE	GP	PADDY	RF	4	4355.34					
610	Shivamogga	Thirthalli	KANNANGI	GP	PADDY	RF	4	4360.73					
611	Shivamogga	Thirthalli	KONANDURU	GP	PADDY	RF	4	3847.67					
612	Shivamogga	Thirthalli	KUDUMALLIGE	GP	PADDY	RF	4	4765.66					
613	Shivamogga	Thirthalli	MANDAGADDE	GP	PADDY	RF	4	5895.96					
614	Shivamogga	Thirthalli	MEGARAVALLI	GP	PADDY	RF	4	2907.21					
615	Shivamogga	Thirthalli	MELIGE	GP	PADDY	RF	4	4078.53					
616	Shivamogga	Thirthalli	MELINAKURUVALLI	GP	PADDY	RF	4	3160.01					
617	Shivamogga	Thirthalli	MULUBAGILU	GP	PADDY	RF	4	3804.24					
618	Shivamogga	Thirthalli	NALURU (KOLAGI)	GP	PADDY	RF	4	3476.35					
619	Shivamogga	Thirthalli	NERATURU	GP	PADDY	RF	4	3833.66					
620	Shivamogga	Thirthalli	NONABURU	GP	PADDY	RF	4	4483.67					

**Government of Karnataka**  
**Directorate of Economics and Statistics**  
**GP Level Average Yield data for Kharif season 2019-20**

S.N	District	Taluk	Insurance Unit (hobli/ GP)	GP/HO BLI	Crop	IRR_RF	No_CCE_Conducted	Average Yield(Kg/Ha)	Name_Of_Higher_Level	No_cce_Conducted_Higher	Higher average Yield(Kg/Ha)	Neighboring Yield	Tech. based Yield
621	Shivamogga	Thirthalli	SALGADI	GP	PADDY	RF	4	4643.11					
622	Shivamogga	Thirthalli	SALURU	GP	PADDY	RF	4	2570.14					
623	Shivamogga	Thirthalli	SHEDGARU	GP	PADDY	RF	4	4177.73					
624	Shivamogga	Thirthalli	SHINGANABIDARE	GP	PADDY	RF	4	5140.29					
625	Shivamogga	Thirthalli	THIRTHAMUTTHURU	GP	PADDY	RF	4	3379.26					
626	Shivamogga	Thirthalli	THRIYAMBAKAPURA	GP	PADDY	RF	4	3883.64					
627	Shivamogga	Thirthalli	THUDURU	GP	PADDY	RF	4	4474.58					

  
Director

Directorate of Economics and Statistics



**Government of Karnataka**  
**Directorate of Economics and Statistics**  
**GP Level Average Yield data for Kharif season 2019-20**

S.N	District	Taluk	Insurance Unit (hobli/ GP)	GP/HO BLI	Crop	IRR RF	No. CCE Conducted	Average Yield(Kg/Ha)	Name Of Higher Level	No. cce Conducted Higher	Higher average Yield(Kg/Ha)	Neighboring Yield	Tech. based Yield
1	Tumakuru	Chiknayakanahalli	BARAKANALU	GP	Pigeon pea (red gram/arhar/tur)	RF	4	119.05					
2	Tumakuru	Chiknayakanahalli	DODDABIDARE	GP	Pigeon pea (red gram/arhar/tur)	RF	4	208.41					
3	Tumakuru	Chiknayakanahalli	GANADALU	GP	Pigeon pea (red gram/arhar/tur)	RF			Hobli Level	22	275.66		
4	Tumakuru	Chiknayakanahalli	HOYSALAKATTE	GP	Pigeon pea (red gram/arhar/tur)	RF	4	221.58					
5	Tumakuru	Chiknayakanahalli	J.C.PURA	GP	Pigeon pea (red gram/arhar/tur)	RF	4	292.25					
6	Tumakuru	Chiknayakanahalli	KANDIKERE	GP	Pigeon pea (red gram/arhar/tur)	RF	4	188.04					
7	Tumakuru	Chiknayakanahalli	KENKERE	GP	Pigeon pea (red gram/arhar/tur)	RF	4	543.77					
8	Tumakuru	Chiknayakanahalli	KORAGERE	GP	Pigeon pea (red gram/arhar/tur)	RF			Hobli Level	32	297.16		
9	Tumakuru	Chiknayakanahalli	KUPPUR	GP	Pigeon pea (red gram/arhar/tur)	RF	4	316.20					
10	Tumakuru	Chiknayakanahalli	MALLIGERE	GP	Pigeon pea (red gram/arhar/tur)	RF	4	292.25					
11	Tumakuru	Chiknayakanahalli	MATHIGHATTA	GP	Pigeon pea (red gram/arhar/tur)	RF	4	414.41					
12	Tumakuru	Chiknayakanahalli	MUDDENAHALLI	GP	Pigeon pea (red gram/arhar/tur)	RF	4	301.06					
13	Tumakuru	Chiknayakanahalli	SHETTIKERE	GP	Pigeon pea (red gram/arhar/tur)	RF	4	481.49					
14	Tumakuru	Chiknayakanahalli	YALANADU	GP	Pigeon pea (red gram/arhar/tur)	RF	4	296.35					
15	Tumakuru	Chiknayakanahalli	BARAGUR	GP	RAGI	RF	4	1165.23					
16	Tumakuru	Chiknayakanahalli	BARAKANALU	GP	RAGI	RF	4	1533.72					
17	Tumakuru	Chiknayakanahalli	BELAGULI	GP	RAGI	RF	4	1680.62					

**Government of Karnataka**  
**Directorate of Economics and Statistics**  
**GP Level Average Yield data for Kharif season 2019-20**

S.N	District	Taluk	Insurance Unit (hobli/ GP)	GP/HO BLI	Crop	IRR RF	No. COE Conducted	Average Yield(Kg/Ha)	Name Of Higher Level	No. cce Conducted Higher	Higher average Yield(Kg/Ha)	Neighboring Yield	Tech. based Yield
18	Tumakuru	Chiknayakanahalli	CHOWLAKATTE	GP	RAGI	RF	4	2076.99					
19	Tumakuru	Chiknayakanahalli	DASODI	GP	RAGI	RF	4	1571.90					
20	Tumakuru	Chiknayakanahalli	DODDABIDARE	GP	RAGI	RF	4	1264.82					
21	Tumakuru	Chiknayakanahalli	DODDENNEGERE	GP	RAGI	RF	4	380.94					
22	Tumakuru	Chiknayakanahalli	DUGUDIHALLI	GP	RAGI	RF	4	1780.48					
23	Tumakuru	Chiknayakanahalli	GANADALU	GP	RAGI	RF	4	966.04					
24	Tumakuru	Chiknayakanahalli	GODEKERE	GP	RAGI	RF	4	893.84					
25	Tumakuru	Chiknayakanahalli	HANDANAKERE	GP	RAGI	RF	4	1508.82					
26	Tumakuru	Chiknayakanahalli	HONNEBAGI	GP	RAGI	RF	4	1001.45					
27	Tumakuru	Chiknayakanahalli	HOYSALAKATTE	GP	RAGI	RF	4	1434.68					
28	Tumakuru	Chiknayakanahalli	HULIYAR	GP	RAGI	RF	4	1416.97					
29	Tumakuru	Chiknayakanahalli	J.C.PURA	GP	RAGI	RF	4	1693.06					
30	Tumakuru	Chiknayakanahalli	KANDIKERE	GP	RAGI	RF	4	1078.44					
31	Tumakuru	Chiknayakanahalli	KENKERE	GP	RAGI	RF			Hobli Level	35	1428.91		
32	Tumakuru	Chiknayakanahalli	KORAGERE	GP	RAGI	RF			Hobli Level	65	1419.27		
33	Tumakuru	Chiknayakanahalli	KUPPUR	GP	RAGI	RF	4	1859.88					
34	Tumakuru	Chiknayakanahalli	MALLIGERE	GP	RAGI	RF	4	1464.00					

**Government of Karnataka**  
**Directorate of Economics and Statistics**  
**GP Level Average Yield data for Kharif season 2019-20**

S.N	District	Taluk	Insurance Unit (hobli/ GP)	GP/HO BLI	Crop	IRR RF	No_CCE Conducted	Average Yield(Kg/Ha)	Name_Of Higher Level	No_cce Conducted Higher	Higher average Yield(Kg/Ha)	Neighbo uring Yield	Tech based Yield
35	Tumakuru	Chiknayakanahalli	MATHIGHATTA	GP	RAGI	RF	4	1165.23					
36	Tumakuru	Chiknayakanahalli	MUDDENAHALLI	GP	RAGI	RF	4	1683.11					
37	Tumakuru	Chiknayakanahalli	RAMANAHALLI	GP	RAGI	RF	4	1598.45					
38	Tumakuru	Chiknayakanahalli	SHETTIKERE	GP	RAGI	RF	4	1394.29					
39	Tumakuru	Chiknayakanahalli	THEERTHAPURA	GP	RAGI	RF	4	1508.82					
40	Tumakuru	Chiknayakanahalli	THIMMALAPURA	GP	RAGI	RF	4	1750.33					
41	Tumakuru	Chiknayakanahalli	THIMMANAHALLI	GP	RAGI	RF	4	1372.16					
42	Tumakuru	Chiknayakanahalli	YALANADU	GP	RAGI	RF	4	1289.72					
43	Tumakuru	Gubbi	ANKASANDRA	GP	GROUNDNUT	RF	8	863.90					
44	Tumakuru	Gubbi	ADAGUR	GP	PADDY	IRR			Hobli Level	4	6207.91		
45	Tumakuru	Gubbi	EDAGUR	GP	PADDY	IRR			Hobli Level	2	1699.01		
46	Tumakuru	Gubbi	KADABA	GP	PADDY	IRR			Hobli Level	2	6204.64		
47	Tumakuru	Gubbi	M.H.PATNA	GP	PADDY	IRR			Hobli Level	4	6207.91		
48	Tumakuru	Gubbi	MARASHETTIHALLI	GP	PADDY	IRR			Hobli Level	4	5308.53		
49	Tumakuru	Gubbi	MOGANAYAKANAKOTE	GP	PADDY	IRR			Hobli Level	2	4312.86		
50	Tumakuru	Gubbi	NALLUR	GP	PADDY	IRR			Hobli Level	2	6164.23		
51	Tumakuru	Gubbi	NITTUR	GP	PADDY	IRR			Hobli Level	2	4312.86		

**Government of Karnataka**  
**Directorate of Economics and Statistics**  
**GP Level Average Yield data for Kharif season 2019-20**

S.N	District	Taluk	Insurance Unit (hobli/ GP)	GP/HO BLI	Crop	IRR RF	No. CCE Conducted	Average Yield(Kg/Ha)	Name Of Higher Level	No. cce Conducted Higher	Higher average Yield(Kg/Ha)	Neighboring Yield	Tech. based Yield
52	Tumakuru	Gubbi	PEDDANAHALLI	GP	PADDY	IRR			Hobli Level	2	6204.64		
53	Tumakuru	Gubbi	ADAGUR	GP	RAGI	RF	4	860.38					
54	Tumakuru	Gubbi	ALILAGHATTA	GP	RAGI	RF	4	1602.07					
55	Tumakuru	Gubbi	AMMANAGHATTA	GP	RAGI	RF	4	2230.86					
56	Tumakuru	Gubbi	ANKASANDRA	GP	RAGI	RF	4	1148.81					
57	Tumakuru	Gubbi	BELAVETHA	GP	RAGI	RF	4	844.04					
58	Tumakuru	Gubbi	BIDARE	GP	RAGI	RF	4	1305.06					
59	Tumakuru	Gubbi	C.S.PURA	GP	RAGI	RF	4	1523.50					
60	Tumakuru	Gubbi	CHANGAVI	GP	RAGI	RF	4	2093.92					
61	Tumakuru	Gubbi	CHELUR	GP	RAGI	RF	4	1974.41					
62	Tumakuru	Gubbi	DODDAGUNI	GP	RAGI	RF	4	586.60					
63	Tumakuru	Gubbi	EDAGUR	GP	RAGI	RF	4	1399.88					
64	Tumakuru	Gubbi	G.HOSAHALLI	GP	RAGI	RF	4	1660.93					
65	Tumakuru	Gubbi	HAGALAVADI	GP	RAGI	RF	4	1767.76					
66	Tumakuru	Gubbi	HERUR	GP	RAGI	RF	4	1324.58					
67	Tumakuru	Gubbi	HINDISIGERE	GP	RAGI	RF	4	1486.41					
68	Tumakuru	Gubbi	HOSAKERE	GP	RAGI	RF	4	1150.29					
69	Tumakuru	Gubbi	IRAKASANDRA	GP	RAGI	RF	4	2919.15					
70	Tumakuru	Gubbi	KADABA	GP	RAGI	RF	4	857.22					
71	Tumakuru	Gubbi	KALLUR	GP	RAGI	RF	4	1331.05					

**Government of Karnataka**  
**Directorate of Economics and Statistics**  
**GP Level Average Yield data for Kharif season 2019-20**

S.N	District	Taluk	Insurance Unit (hobli/ GP)	GP/HO BLI	Crop	IRR RF	No_CCE Conducted	Average Yield(Kg/Ha)	Name Of Higher Level	No_cce Conducted Higher	Higher average Yield(Kg/Ha)	Neighbo uring Yield	Tech. based Yield
72	Tumakuru	Gubbi	KONDLI	GP	RAGI	RF	4	702.58					
73	Tumakuru	Gubbi	KOPPA	GP	RAGI	RF	4	1018.99					
74	Tumakuru	Gubbi	KUNNALA	GP	RAGI	RF	4	1267.31					
75	Tumakuru	Gubbi	M.H.PATNA	GP	RAGI	RF	4	1212.28					
76	Tumakuru	Gubbi	MANCHALADORE	GP	RAGI	RF	4	1234.17					
77	Tumakuru	Gubbi	MARASHETTIHALLI	GP	RAGI	RF	4	775.52					
78	Tumakuru	Gubbi	MAVINAHALLI	GP	RAGI	RF	4	788.56					
79	Tumakuru	Gubbi	MOGANAYAKANAKOTE	GP	RAGI	RF	4	1660.70					
80	Tumakuru	Gubbi	NALLUR	GP	RAGI	RF	4	1265.82					
81	Tumakuru	Gubbi	NITTUR	GP	RAGI	RF	4	1991.84					
82	Tumakuru	Gubbi	PEDDANAHALLI	GP	RAGI	RF	4	1273.28					
83	Tumakuru	Gubbi	S.KODAGIHALLY	GP	RAGI	RF	4	1446.41					
84	Tumakuru	Gubbi	SHIVAPURA	GP	RAGI	RF	4	1735.39					
85	Tumakuru	Gubbi	THYAGATUR	GP	RAGI	RF	4	1284.96					
86	Tumakuru	Koratagere	AGRAHARA	GP	GROUNDNUT	RF	8	1666.92					
87	Tumakuru	Koratagere	AKKIRAMPURA	GP	GROUNDNUT	RF	8	903.78					
88	Tumakuru	Koratagere	ARASAPURA	GP	GROUNDNUT	RF	8	587.65					
89	Tumakuru	Koratagere	B.D.PURA	GP	GROUNDNUT	RF	8	981.33					
90	Tumakuru	Koratagere	BOODAGAVI	GP	GROUNDNUT	RF	8	1340.03					
91	Tumakuru	Koratagere	BUKKAPATNA	GP	GROUNDNUT	RF	8	853.41					

**Government of Karnataka**  
**Directorate of Economics and Statistics**  
**GP Level Average Yield data for Kharif season 2019-20**

S.N	District	Taluk	Insurance Unit (hobli/ GP)	GP/HO BLI	Crop	IRR- RF	No. CCE Conducted	Average Yield(Kg/Ha)	Name Of Higher Level	No. cce Conducted Higher	Higher average Yield(Kg/Ha)	Neighboring Yield	Tech-based Yield
92	Tumakuru	Koratagere	BYCHAPURA	GP	GROUNDNUT	RF	8	863.94					
93	Tumakuru	Koratagere	CHINNAHALLI	GP	GROUNDNUT	RF	8	741.00					
94	Tumakuru	Koratagere	DODDASAGGERE	GP	GROUNDNUT	RF	8	866.04					
95	Tumakuru	Koratagere	HANCHIHALLI	GP	GROUNDNUT	RF	8	836.71					
96	Tumakuru	Koratagere	HOLAVANAHALLI	GP	GROUNDNUT	RF	8	848.53					
97	Tumakuru	Koratagere	HULIKUNTE	GP	GROUNDNUT	RF	8	1116.02					
98	Tumakuru	Koratagere	KOLALA	GP	GROUNDNUT	RF	8	1118.44					
99	Tumakuru	Koratagere	KURAMKOTE	GP	GROUNDNUT	RF	8	830.03					
100	Tumakuru	Koratagere	KYAMENAHALLI	GP	GROUNDNUT	RF	8	882.82					
101	Tumakuru	Koratagere	MAVATHUR	GP	GROUNDNUT	RF	8	958.84					
102	Tumakuru	Koratagere	NEELAGONDANAHALLI	GP	GROUNDNUT	RF	8	1115.03					
103	Tumakuru	Koratagere	PATHAGANAHALLI	GP	GROUNDNUT	RF	8	1121.34					
104	Tumakuru	Koratagere	THEETHA	GP	GROUNDNUT	RF			Hobli Level	150	982.20		
105	Tumakuru	Koratagere	THOVINAKERE	GP	GROUNDNUT	RF	8	876.78					
106	Tumakuru	Koratagere	THUMBADI	GP	GROUNDNUT	RF			Hobli Level	31	981.92		
107	Tumakuru	Koratagere	VADDAGERE	GP	GROUNDNUT	RF	8	958.25					
108	Tumakuru	Koratagere	VAJANAKURIKE	GP	GROUNDNUT	RF	8	1216.73					
109	Tumakuru	Koratagere	YELERAMPURA	GP	GROUNDNUT	RF	8	1193.57					
110	Tumakuru	Koratagere	AGRAHARA	GP	Maize (Makka)	IRR	4	5718.23					
111	Tumakuru	Koratagere	AKKIRAMPURA	GP	Maize (Makka)	IRR	4	2827.03					

**Government of Karnataka**  
**Directorate of Economics and Statistics**  
**GP Level Average Yield data for Kharif season 2019-20**

S.N	District	Taluk	Insurance Unit (hobli/ GP)	GP/HO Bli	Crop	IRR- RF	No_CCE Conducted	Average Yield(Kg/Ha)	Name Of Higher Level	No_cce Conducted Higher	Higher average Yield(Kg/Ha)	Neighbo uring Yield	Tech based Yield
112	Tumakuru	Koratagere	ARASAPURA	GP	Maize (Makka)	IRR	4	4253.47					
113	Tumakuru	Koratagere	BUKKAPATNA	GP	Maize (Makka)	IRR	4	5363.53					
114	Tumakuru	Koratagere	BYCHAPURA	GP	Maize (Makka)	IRR	4	4559.17					
115	Tumakuru	Koratagere	CHINNAHALLI	GP	Maize (Makka)	IRR	4	2618.54					
116	Tumakuru	Koratagere	DODDASAGGERE	GP	Maize (Makka)	IRR	4	4116.98					
117	Tumakuru	Koratagere	KYAMENAHALLI	GP	Maize (Makka)	IRR	4	3355.33					
118	Tumakuru	Koratagere	VAJANAKURIKE	GP	Maize (Makka)	IRR			Hobli Level	6	3624.96		
119	Tumakuru	Koratagere	AGRAHARA	GP	Maize (Makka)	RF	4	3442.47					
120	Tumakuru	Koratagere	AKKIRAMPURA	GP	Maize (Makka)	RF	4	2546.81					
121	Tumakuru	Koratagere	ARASAPURA	GP	Maize (Makka)	RF	4	1544.58					
122	Tumakuru	Koratagere	B.D.PURA	GP	Maize (Makka)	RF	4	1885.18					
123	Tumakuru	Koratagere	BOODAGAVI	GP	Maize (Makka)	RF	4	1383.33					
124	Tumakuru	Koratagere	BUKKAPATNA	GP	Maize (Makka)	RF	4	1791.19					
125	Tumakuru	Koratagere	BYCHAPURA	GP	Maize (Makka)	RF	4	1852.86					
126	Tumakuru	Koratagere	CHINNAHALLI	GP	Maize (Makka)	RF	4	1904.28					
127	Tumakuru	Koratagere	DODDASAGGERE	GP	Maize (Makka)	RF	4	1888.17					
128	Tumakuru	Koratagere	HANCHIHALLI	GP	Maize (Makka)	RF	4	2440.65					
129	Tumakuru	Koratagere	HOLAVANAHALLI	GP	Maize (Makka)	RF	4	2577.52					
130	Tumakuru	Koratagere	HULIKUNTE	GP	Maize (Makka)	RF	4	3772.97					
131	Tumakuru	Koratagere	KOLALA	GP	Maize (Makka)	RF			Hobli Level	24	2405.97		

**Government of Karnataka**  
**Directorate of Economics and Statistics**  
**GP Level Average Yield data for Kharif season 2019-20**

S.N	District	Taluk	Insurance Unit (hobli/ GP)	GP/HO BLI	Crop	IRR- RF	No_CCE Conducted	Average Yield(Kg/Ha)	Name_Of_Higher_Level	No_cce Conducted Higher	Higher average Yield(Kg/Ha)	Neighbo uring Yield	Tech. based Yield
132	Tumakuru	Koratagere	KURAMKOTE	GP	Maize (Makka)	RF	4	2191.98					
133	Tumakuru	Koratagere	KYAMENAHALLI	GP	Maize (Makka)	RF	4	2289.60					
134	Tumakuru	Koratagere	MAVATHUR	GP	Maize (Makka)	RF.	4	1908.54					
135	Tumakuru	Koratagere	NEELAGONDANAHALLI	GP	Maize (Makka)	RF	4	2256.77					
136	Tumakuru	Koratagere	PATHAGANAHALLI	GP	Maize (Makka)	RF	4	1870.90					
137	Tumakuru	Koratagere	THEETHA	GP	Maize (Makka)	RF	4	1790.69					
138	Tumakuru	Koratagere	THOVINAKERE	GP	Maize (Makka)	RF	4	1362.97					
139	Tumakuru	Koratagere	THUMBADI	GP	Maize (Makka)	RF	4	2049.07					
140	Tumakuru	Koratagere	VADDAGERE	GP	Maize (Makka)	RF	4	1502.15					
141	Tumakuru	Koratagere	VAJJANAKURIKE	GP	Maize (Makka)	RF	4	2157.31					
142	Tumakuru	Koratagere	YELERAMPURA	GP	Maize (Makka)	RF	4	3091.48					
143	Tumakuru	Koratagere	AGRAHARA	GP	PADDY	IRR			Hobli Level	12	5159.89		
144	Tumakuru	Koratagere	BOODAGAVI	GP	PADDY	IRR			Hobli Level	12	5159.89		
145	Tumakuru	Koratagere	BUKKAPATNA	GP	PADDY	IRR	4	3398.75					
146	Tumakuru	Koratagere	CHINNAHALLI	GP	PADDY	IRR			Taluk Level	20	4946.77		
147	Tumakuru	Koratagere	HANCHIHALLI	GP	PADDY	IRR			Hobli Level	8	4627.09		
148	Tumakuru	Koratagere	HULIKUNTE	GP	PADDY	IRR	4	5942.44					
149	Tumakuru	Koratagere	KURAMKOTE	GP	PADDY	IRR			Hobli Level	12	5159.89		
150	Tumakuru	Koratagere	THOVINAKERE	GP	PADDY	IRR			Hobli Level	12	5159.89		
151	Tumakuru	Koratagere	THUMBADI	GP	PADDY	IRR			Hobli Level	8	4627.09		



**Government of Karnataka**  
**Directorate of Economics and Statistics**  
**GP Level Average Yield data for Kharif season 2019-20**

S.N	District	Taluk	Insurance Unit (hobli/ GP)	GP/HO BLI	Crop	IRR RF	No_CCE Conducted	Average Yield(Kg/Ha)	Name Of Higher Level	No_cce Conducted Higher	Higher average Yield(Kg/Ha)	Neighbo uring Yield	Tech. based Yield
152	Tumakuru	Kunigal	KOPPA	GP	GROUNDNUT	RF			Hobli Level	10	2180.56		
153	Tumakuru	Kunigal	NAGASANDRA	GP	GROUNDNUT	RF			Hobli Level	10	2180.56		
154	Tumakuru	Kunigal	AMRUTHUR	GP	PADDY	IRR			Hobli Level	24	4627.58		
155	Tumakuru	Kunigal	BAGENAHALLI	GP	PADDY	IRR	4	5935.91					
156	Tumakuru	Kunigal	BEGUR	GP	PADDY	IRR			Hobli Level	16	5103.55		
157	Tumakuru	Kunigal	BHAKTHARAHALLI	GP	PADDY	IRR	4	4947.13					
158	Tumakuru	Kunigal	BILIDEVALAYA	GP	PADDY	IRR	4	4033.39					
159	Tumakuru	Kunigal	D.HOSAHALLI	GP	PADDY	IRR	4	4112.74					
160	Tumakuru	Kunigal	H.DURGA	GP	PADDY	IRR	4	4892.81					
161	Tumakuru	Kunigal	HERUR	GP	PADDY	IRR	4	5087.22					
162	Tumakuru	Kunigal	HUTHARIDURGA	GP	PADDY	IRR	4	5688.57					
163	Tumakuru	Kunigal	JINNAGARA	GP	PADDY	IRR	4	4973.43					
164	Tumakuru	Kunigal	KAGGERE	GP	PADDY	IRR	4	4663.61					
165	Tumakuru	Kunigal	KITHNAMANGALA	GP	PADDY	IRR	4	5312.50					
166	Tumakuru	Kunigal	KODAVATHI	GP	PADDY	IRR	4	3872.59					
167	Tumakuru	Kunigal	KODIGEHALI	GP	PADDY	IRR	4	5819.89					
168	Tumakuru	Kunigal	KOPPA	GP	PADDY	IRR	4	4108.66					
169	Tumakuru	Kunigal	KOTHAGERE	GP	PADDY	IRR	4	5839.52					
170	Tumakuru	Kunigal	MADIKEHALI	GP	PADDY	IRR	4	5988.34					
171	Tumakuru	Kunigal	MARKONAHALLI	GP	PADDY	IRR	4	4249.56					

**Government of Karnataka**  
**Directorate of Economics and Statistics**  
**GP Level Average Yield data for Kharif season 2019-20**

S.N	District	Taluk	Insurance Unit (hobli/ GP)	GP/HO BLI	Crop	IRR/RF	No_CCE Conducted	Average Yield(Kg/Ha)	Name_Of Higher Level	No_cce Conducted Higher	Higher average Yield(Kg/Ha)	Neighboring Yield	Tech. based Yield
172	Tumakuru	Kunigal	NADEMAVINAPURA	GP	PADDY	IRR	4	3322.86					
173	Tumakuru	Kunigal	NAGASANDRA	GP	PADDY	IRR	4	5227.71					
174	Tumakuru	Kunigal	NIDASALE	GP	PADDY	IRR	4	3735.54					
175	Tumakuru	Kunigal	PADUVAGERE	GP	PADDY	IRR	4	5528.31					
176	Tumakuru	Kunigal	THEREDAKUPPE	GP	PADDY	IRR			Hobli Level	18	5733.00		
177	Tumakuru	Kunigal	YADAVANI	GP	PADDY	IRR	4	3965.14					
178	Tumakuru	Kunigal	YADIYUR	GP	PADDY	IRR	4	3953.71					
179	Tumakuru	Kunigal	AMRUTHUR	GP	RAGI	RF	4	2305.06					
180	Tumakuru	Kunigal	BAGENAHALLI	GP	RAGI	RF	4	1597.97					
181	Tumakuru	Kunigal	BEGUR	GP	RAGI	RF	4	2025.70					
182	Tumakuru	Kunigal	BHAKTHARAHALLI	GP	RAGI	RF	4	1238.46					
183	Tumakuru	Kunigal	BILIDEVALAYA	GP	RAGI	RF	4	1779.21					
184	Tumakuru	Kunigal	CHOWDANAKUPPE	GP	RAGI	RF	4	2724.95					
185	Tumakuru	Kunigal	D.HOSAHALLI	GP	RAGI	RF	4	1456.26					
186	Tumakuru	Kunigal	H.DURGA	GP	RAGI	RF	4	3068.54					
187	Tumakuru	Kunigal	HALEVUR	GP	RAGI	RF	4	1553.73					
188	Tumakuru	Kunigal	HERUR	GP	RAGI	RF	4	1874.57					
189	Tumakuru	Kunigal	HOSAHALLI	GP	RAGI	RF	4	1675.36					
190	Tumakuru	Kunigal	HUTHARIDURGA	GP	RAGI	RF	4	2535.67					
191	Tumakuru	Kunigal	IPPADI	GP	RAGI	RF	4	1575.46					

10

**Government of Karnataka**  
**Directorate of Economics and Statistics**  
**GP Level Average Yield data for Kharif season 2019-20**

S.N	District	Taluk	Insurance Unit (hobli/ GP)	GP/HO BLI	Crop	IRR RF	No_CCE Conducted	Average Yield(Kg/Ha)	Name_Of Higher_Level	No_cce Conducted_Higher	Higher average Yield(Kg/Ha)	Neighbo uring Yield	Tech. based Yield
192	Tumakuru	Kunigal	JINNAGARA	GP	RAGI	RF	4	1430.08					
193	Tumakuru	Kunigal	JODIHOSAHALLI	GP	RAGI	RF	4	2252.97					
194	Tumakuru	Kunigal	K.HONNAMACHANAHAL LI	GP	RAGI	RF	4	1562.57					
195	Tumakuru	Kunigal	KAGGERE	GP	RAGI	RF	4	1632.21					
196	Tumakuru	Kunigal	KEMPANAHALLI	GP	RAGI	RF	4	3108.41					
197	Tumakuru	Kunigal	KITHNAMANGALA	GP	RAGI	RF	4	2271.68					
198	Tumakuru	Kunigal	KODAVATHI	GP	RAGI	RF	4	1800.32					
199	Tumakuru	Kunigal	KODIGEHALI	GP	RAGI	RF	4	2116.39					
200	Tumakuru	Kunigal	KOPPA	GP	RAGI	RF	4	1601.41					
201	Tumakuru	Kunigal	KOTHAGERE	GP	RAGI	RF	4	1897.78					
202	Tumakuru	Kunigal	MADIKEHALI	GP	RAGI	RF	4	1610.31					
203	Tumakuru	Kunigal	MARKONAHALLI	GP	RAGI	RF	4	1656.05					
204	Tumakuru	Kunigal	NADEMAVINAPURA	GP	RAGI	RF	4	1198.96					
205	Tumakuru	Kunigal	NAGASANDRA	GP	RAGI	RF	4	1256.94					
206	Tumakuru	Kunigal	NIDASALE	GP	RAGI	RF	4	1083.90					
207	Tumakuru	Kunigal	PADUVAGERE	GP	RAGI	RF	4	2267.77					
208	Tumakuru	Kunigal	SANTHEMAVATHUR	GP	RAGI	RF	4	2006.70					
209	Tumakuru	Kunigal	THAVAREKERE	GP	RAGI	RF	4	1342.77					
210	Tumakuru	Kunigal	THEREDAKUPPE	GP	RAGI	RF	4	2016.48					
211	Tumakuru	Kunigal	UJJANI	GP	RAGI	RF	4	1884.60					

*cb*

**Government of Karnataka**  
**Directorate of Economics and Statistics**  
**GP Level Average Yield data for Kharif season 2019-20**

S.N	District	Taluk	Insurance Unit (hobli/ GP)	GP/HO BLI	Crop	IRR RF	No_CCE Conducted	Average Yield(Kg/Ha)	Name_Of Higher Level	No_cce Conducted Higher	Higher average Yield(Kg/Ha)	Neighbo uring Yield	Tech. based Yield
212	Tumakuru	Kunigal	YADAVANI	GP	RAGI	RF	4	1428.11					
213	Tumakuru	Kunigal	YADIYUR	GP	RAGI	RF	4	794.50					
214	Tumakuru	Kunigal	YALIYUR	GP	RAGI	RF	4	2111.18					
215	Tumakuru	Madhugiri	BADAVANAHALLI	GP	GROUNDNUT	RF	8	1179.60					
216	Tumakuru	Madhugiri	BEDATHUR	GP	GROUNDNUT	RF	8	614.14					
217	Tumakuru	Madhugiri	BIJAVARA	GP	GROUNDNUT	RF	8	822.11					
218	Tumakuru	Madhugiri	BRAHMASAMUDRA	GP	GROUNDNUT	RF	8	854.50					
219	Tumakuru	Madhugiri	BYALYA	GP	GROUNDNUT	RF	8	540.39					
220	Tumakuru	Madhugiri	CHANDRAGIRI	GP	GROUNDNUT	RF	8	1362.21					
221	Tumakuru	Madhugiri	CHIKKADALAVATTA	GP	GROUNDNUT	RF	8	549.26					
222	Tumakuru	Madhugiri	CHIKKAMALUR	GP	GROUNDNUT	RF			Hobli Level	44	769.98		
223	Tumakuru	Madhugiri	CHINAKAVAJRA	GP	GROUNDNUT	RF	8	707.76					
224	Tumakuru	Madhugiri	CHINNENAHALLI	GP	GROUNDNUT	RF	8	817.99					
225	Tumakuru	Madhugiri	D.V.HALLI	GP	GROUNDNUT	RF	8	1104.13					
226	Tumakuru	Madhugiri	DABBEGHATTA	GP	GROUNDNUT	RF	8	941.22					
227	Tumakuru	Madhugiri	DODDAMALUR	GP	GROUNDNUT	RF	8	727.40					
228	Tumakuru	Madhugiri	DODDAYALKUR	GP	GROUNDNUT	RF	8	757.60					
229	Tumakuru	Madhugiri	DODDERI	GP	GROUNDNUT	RF	8	876.20					
230	Tumakuru	Madhugiri	GANJALAGUNTE	GP	GROUNDNUT	RF	8	1218.22					
231	Tumakuru	Madhugiri	GARANI	GP	GROUNDNUT	RF	8	434.46					

**Government of Karnataka**  
**Directorate of Economics and Statistics**  
**GP Level Average Yield data for Kharif season 2019-20**

S.N	District	Taluk	Insurance Unit (hobli/ GP)	GP/HO BLI	Crop	IRR RF	No_CCE Conducted	Average Yield(Kg/Ha)	Name_Of_Higher_Level	No_cce Conducted_Higher	Higher average Yield(Kg/Ha)	Neighboring Yield	Tech. based Yield
232	Tumakuru	Madhugiri	GONDIHALLI	GP	GROUNDNUT	RF	8	755.94					
233	Tumakuru	Madhugiri	HOSAKERE	GP	GROUNDNUT	RF	8	849.34					
234	Tumakuru	Madhugiri	I.D.HALLI	GP	GROUNDNUT	RF	8	353.47					
235	Tumakuru	Madhugiri	KADAGATHUR	GP	GROUNDNUT	RF	8	777.52					
236	Tumakuru	Madhugiri	KALIDEVAPURA	GP	GROUNDNUT	RF	8	719.05					
237	Tumakuru	Madhugiri	KAVANADALA	GP	GROUNDNUT	RF	8	1364.96					
238	Tumakuru	Madhugiri	KODAGADALA	GP	GROUNDNUT	RF	8	698.81					
239	Tumakuru	Madhugiri	KODIGENAHALLI	GP	GROUNDNUT	RF			Hobli Level	44	769.98		
240	Tumakuru	Madhugiri	KODLAPURA	GP	GROUNDNUT	RF	8	559.25					
241	Tumakuru	Madhugiri	KONDAVADI	GP	GROUNDNUT	RF	8	418.29					
242	Tumakuru	Madhugiri	KOTAGARALAHALLI	GP	GROUNDNUT	RF	8	769.17					
243	Tumakuru	Madhugiri	MARUVEKERE	GP	GROUNDNUT	RF	8	890.49					
244	Tumakuru	Madhugiri	MIDIGESHI	GP	GROUNDNUT	RF	8	850.36					
245	Tumakuru	Madhugiri	MUDDENAHALLI	GP	GROUNDNUT	RF	8	1046.24					
246	Tumakuru	Madhugiri	NERALEKERE	GP	GROUNDNUT	RF	8	882.54					
247	Tumakuru	Madhugiri	PURAVARA	GP	GROUNDNUT	RF	8	871.09					
248	Tumakuru	Madhugiri	RANGAPURA	GP	GROUNDNUT	RF	8	862.10					
249	Tumakuru	Madhugiri	RANTAVALLU	GP	GROUNDNUT	RF	8	863.42					
250	Tumakuru	Madhugiri	REDDIHALLI	GP	GROUNDNUT	RF	8	794.72					
251	Tumakuru	Madhugiri	SAJJEHOSAHALLI	GP	GROUNDNUT	RF	8	863.33					

**Government of Karnataka**  
**Directorate of Economics and Statistics**  
**GP Level Average Yield data for Kharif season 2019-20**

S.N	District	Taluk	Insurance Unit (hobli/ GP)	GP/HO BLI	Crop	IRR RF	No. CCE Conducted	Average Yield (Kg/Ha)	Name Of Higher Level	No. cce Conducted Higher	Higher average Yield(Kg/Ha)	Neighboring Yield	Tech. based Yield
252	Tumakuru	Madhugiri	SIDDAPURA	GP	GROUNDNUT	RF	8	955.17					
253	Tumakuru	Madhugiri	SINGANAHALLI	GP	GROUNDNUT	RF	8	550.80					
254	Tumakuru	Madhugiri	BEDATHUR	GP	Maize (Makka)	IRR	4	3812.15					
255	Tumakuru	Madhugiri	BIJAVARA	GP	Maize (Makka)	IRR	4	4602.85					
256	Tumakuru	Madhugiri	BRAHMASAMUDRA	GP	Maize (Makka)	IRR	4	4605.04					
257	Tumakuru	Madhugiri	BYALYA	GP	Maize (Makka)	IRR	4	4648.36					
258	Tumakuru	Madhugiri	CHIKKADALAVATTA	GP	Maize (Makka)	IRR	4	5919.73					
259	Tumakuru	Madhugiri	CHIKKAMALUR	GP	Maize (Makka)	IRR	4	2949.13					
260	Tumakuru	Madhugiri	DODDAMALUR	GP	Maize (Makka)	IRR			Hobli Level	24	4345.75		
261	Tumakuru	Madhugiri	DODDAYALKUR	GP	Maize (Makka)	IRR	4	4615.54					
262	Tumakuru	Madhugiri	GANJALAGUNTE	GP	Maize (Makka)	IRR	4	2973.32					
263	Tumakuru	Madhugiri	GARANI	GP	Maize (Makka)	IRR	4	3203.05					
264	Tumakuru	Madhugiri	GONDIHALLI	GP	Maize (Makka)	IRR			Hobli Level	38	4427.68		
265	Tumakuru	Madhugiri	HOSAKERE	GP	Maize (Makka)	IRR			Hobli Level	6	3766.65		
266	Tumakuru	Madhugiri	I.D.HALLI	GP	Maize (Makka)	IRR	4	4629.54					
267	Tumakuru	Madhugiri	KADAGATHUR	GP	Maize (Makka)	IRR			Hobli Level	24	4345.75		
268	Tumakuru	Madhugiri	KALIDEVAPURA	GP	Maize (Makka)	IRR	4	3489.92					
269	Tumakuru	Madhugiri	KAVANADALA	GP	Maize (Makka)	IRR	4	4514.12					
270	Tumakuru	Madhugiri	KODAGADALA	GP	Maize (Makka)	IRR	4	3707.55					
271	Tumakuru	Madhugiri	KODIGENAHALLI	GP	Maize (Makka)	IRR	4	3442.26					

9

**Government of Karnataka**  
**Directorate of Economics and Statistics**  
**GP Level Average Yield data for Kharif season 2019-20**

S.N	District	Taluk	Insurance Unit (hobli/ GP)	GP/HO BLI	Crop	IRR RF	No_CCE Conducted	Average Yield(Kg/Ha)	Name Of Higher Level	No_cce Conducted Higher	Higher average Yield(Kg/Ha)	Neighboring Yield	Tech. based Yield
272	Tumakuru	Madhugiri	KODLAPURA	GP	Maize (Makka)	IRR	4	4828.64					
273	Tumakuru	Madhugiri	KONDAVADI	GP	Maize (Makka)	IRR	4	4345.41					
274	Tumakuru	Madhugiri	KOTAGARALAHALLI	GP	Maize (Makka)	IRR	4	5413.68					
275	Tumakuru	Madhugiri	MARUVEKERE	GP	Maize (Makka)	IRR	4	4596.00					
276	Tumakuru	Madhugiri	MUDDENAHALLI	GP	Maize (Makka)	IRR	4	5154.05					
277	Tumakuru	Madhugiri	PURAVARA	GP	Maize (Makka)	IRR			Hobli Level	22	4472.73		
278	Tumakuru	Madhugiri	SAJJEHOSAHALLI	GP	Maize (Makka)	IRR	4	4829.52					
279	Tumakuru	Madhugiri	SIDDAPURA	GP	Maize (Makka)	IRR	4	3556.45					
280	Tumakuru	Madhugiri	SINGANAHALLI	GP	Maize (Makka)	IRR	4	3019.27					
281	Tumakuru	Madhugiri	BADAVANAHALLI	GP	Maize (Makka)	RF	4	1902.12					
282	Tumakuru	Madhugiri	BEDATHUR	GP	Maize (Makka)	RF	4	1637.56					
283	Tumakuru	Madhugiri	BIJAVARA	GP	Maize (Makka)	RF	4	1963.51					
284	Tumakuru	Madhugiri	BRAHMASAMUDRA	GP	Maize (Makka)	RF	4	2558.83					
285	Tumakuru	Madhugiri	BYALYA	GP	Maize (Makka)	RF	4	2061.69					
286	Tumakuru	Madhugiri	CHANDRAGIRI	GP	Maize (Makka)	RF	4	1958.59					
287	Tumakuru	Madhugiri	CHIKKADALAVATTA	GP	Maize (Makka)	RF	4	1489.61					
288	Tumakuru	Madhugiri	CHIKKAMALUR	GP	Maize (Makka)	RF	4	2872.98					
289	Tumakuru	Madhugiri	CHINAKAVAJRA	GP	Maize (Makka)	RF	4	2147.11					
290	Tumakuru	Madhugiri	CHINNENAHALLI	GP	Maize (Makka)	RF	4	2605.09					
291	Tumakuru	Madhugiri	D.V.HALLI	GP	Maize (Makka)	RF	4	1377.05					

**Government of Karnataka**  
**Directorate of Economics and Statistics**  
**GP Level Average Yield data for Kharif season 2019-20**

S.N	District	Taluk	Insurance Unit (hobli/ GP)	GP/HO BLI	Crop	IRR RF	No_CCE Conducted	Average Yield(Kg/Ha)	Name_Of_Higher_Level	No_cce Conducted_Higher	Higher average Yield(Kg/Ha)	Neighbo uring Yield	Tech based Yield
292	Tumakuru	Madhugiri	DABBEGHATTA	GP	Maize (Makka)	RF	4	2784.40					
293	Tumakuru	Madhugiri	DODDAMALUR	GP	Maize (Makka)	RF	4	3120.21					
294	Tumakuru	Madhugiri	DODDAYALKUR	GP	Maize (Makka)	RF	4	1859.07					
295	Tumakuru	Madhugiri	DODDERI	GP	Maize (Makka)	RF	4	1588.74					
296	Tumakuru	Madhugiri	GANJALAGUNTE	GP	Maize (Makka)	RF	4	1288.71					
297	Tumakuru	Madhugiri	GARANI	GP	Maize (Makka)	RF	4	1315.97					
298	Tumakuru	Madhugiri	GONDIHALLI	GP	Maize (Makka)	RF	4	1965.83					
299	Tumakuru	Madhugiri	HOSAKERE	GP	Maize (Makka)	RF	4	3420.48					
300	Tumakuru	Madhugiri	I.D.HALLI	GP	Maize (Makka)	RF	4	1305.53					
301	Tumakuru	Madhugiri	KADAGATHUR	GP	Maize (Makka)	RF	4	2564.58					
302	Tumakuru	Madhugiri	KALIDEVAPURA	GP	Maize (Makka)	RF	4	2349.45					
303	Tumakuru	Madhugiri	KAVANADALA	GP	Maize (Makka)	RF	4	2830.38					
304	Tumakuru	Madhugiri	KODAGADALA	GP	Maize (Makka)	RF	4	1297.19					
305	Tumakuru	Madhugiri	KODIGENAHALLI	GP	Maize (Makka)	RF	4	3565.92					
306	Tumakuru	Madhugiri	KODLAPURA	GP	Maize (Makka)	RF	4	3025.19					
307	Tumakuru	Madhugiri	KONDAVADI	GP	Maize (Makka)	RF	4	2346.76					
308	Tumakuru	Madhugiri	KOTAGARALAHALLI	GP	Maize (Makka)	RF	4	1588.82					
309	Tumakuru	Madhugiri	MARUVEKERE	GP	Maize (Makka)	RF	4	1413.45					
310	Tumakuru	Madhugiri	MIDIGESHI	GP	Maize (Makka)	RF	4	605.76					
311	Tumakuru	Madhugiri	MUDDENAHALLI	GP	Maize (Makka)	RF	4	2199.81					



**Government of Karnataka**  
**Directorate of Economics and Statistics**  
**GP Level Average Yield data for Kharif season 2019-20**

S.N	District	Taluk	Insurance Unit (hobli/ GP)	GP/HO BLI	Crop	IRR RF	No CCE Conducted	Average Yield(Kg/Ha)	Name Of Higher Level	No cce Conducted Higher	Higher average Yield(Kg/Ha)	Neighboring Yield	Tech. based Yield
312	Tumakuru	Madhugiri	NERALEKERE	GP	Maize (Makka)	RF	4	998.99					
313	Tumakuru	Madhugiri	PURAVARA	GP	Maize (Makka)	RF	4	2020.96					
314	Tumakuru	Madhugiri	RANGAPURA	GP	Maize (Makka)	RF	4	1721.26					
315	Tumakuru	Madhugiri	RANTAVALLU	GP	Maize (Makka)	RF	4	1630.46					
316	Tumakuru	Madhugiri	REDDIHALLI	GP	Maize (Makka)	RF	4	1190.64					
317	Tumakuru	Madhugiri	SIDDAPURA	GP	Maize (Makka)	RF	4	767.65					
318	Tumakuru	Madhugiri	SINGANAHALLI	GP	Maize (Makka)	RF	4	1962.50					
319	Tumakuru	Madhugiri	BIJAVARA	GP	PADDY	IRR			Hobli Level	12	5232.33		
320	Tumakuru	Madhugiri	CHINNENAHALLI	GP	PADDY	IRR	4	4799.29					
321	Tumakuru	Madhugiri	D.V.HALLI	GP	PADDY	IRR	4	4962.59					
322	Tumakuru	Madhugiri	DODDAYALKUR	GP	PADDY	IRR			Hobli Level	2	5954.69		
323	Tumakuru	Madhugiri	GANJALAGUNTE	GP	PADDY	IRR			Hobli Level	12	5232.33		
324	Tumakuru	Madhugiri	HOSAKERE	GP	PADDY	IRR	4	6842.41					
325	Tumakuru	Madhugiri	KAVANADALA	GP	PADDY	IRR	4	5409.36					
326	Tumakuru	Madhugiri	MARUVEKERE	GP	PADDY	IRR			Hobli Level	12	5232.33		
327	Tumakuru	Madhugiri	REDDIHALLI	GP	PADDY	IRR	4	5089.17					
328	Tumakuru	Madhugiri	SIDDAPURA	GP	PADDY	IRR	4	5505.44					
329	Tumakuru	Madhugiri	CHIKKADALAVATTA	GP	Pigeon pea (red gram/arhar/tur)	RF	4	124.83					
330	Tumakuru	Madhugiri	D.V.HALLI	GP	Pigeon pea (red gram/arhar/tur)	RF	4	231.76					
331	Tumakuru	Madhugiri	DODDAYALKUR	GP	Pigeon pea (red gram/arhar/tur)	RF	4	181.46					

**Government of Karnataka**  
**Directorate of Economics and Statistics**  
**GP Level Average Yield data for Kharif season 2019-20**

S.N	District	Taluk	Insurance Unit (hobli/ GP)	GP/HO BLI	Crop	IRR- RF	No_CCE Conducted	Average Yield(Kg/Ha)	Name_Of_Higher_Level	No_cce Conducted_Higher	Higher average Yield(Kg/Ha)	Neighbo uring Yield	Tech. based Yield
332	Tumakuru	Madhugiri	GARANI	GP	Pigeon pea (red gram/arhar/tur)	RF	4	67.07					
333	Tumakuru	Madhugiri	I.D.HALLI	GP	Pigeon pea (red gram/arhar/tur)	RF			Hobli Level	12	124.45		
334	Tumakuru	Madhugiri	KAVANADALA	GP	Pigeon pea (red gram/arhar/tur)	RF	4	287.46					
335	Tumakuru	Madhugiri	KOTAGARALAHALLI	GP	Pigeon pea (red gram/arhar/tur)	RF	4	60.49					
336	Tumakuru	Madhugiri	REDDIHALLI	GP	Pigeon pea (red gram/arhar/tur)	RF	4	29.33					
337	Tumakuru	Madhugiri	SAJEHOSAHALLI	GP	Pigeon pea (red gram/arhar/tur)	RF	4	208.00					
338	Tumakuru	Pavagada	ACHAMMANAHALLI	GP	GROUNDNUT	IRR	8	1726.49					
339	Tumakuru	Pavagada	ARASIKERE	GP	GROUNDNUT	IRR			Hobli Level	44	1433.84		
340	Tumakuru	Pavagada	B.K.HALLI	GP	GROUNDNUT	IRR			Hobli Level	26	1676.94		
341	Tumakuru	Pavagada	BUDIBETTA	GP	GROUNDNUT	IRR			Hobli Level	51	1378.55		
342	Tumakuru	Pavagada	BYADANUR	GP	GROUNDNUT	IRR			Hobli Level	62	1281.58		
343	Tumakuru	Pavagada	C.K.PURA	GP	GROUNDNUT	IRR			Hobli Level	44	1433.84		
344	Tumakuru	Pavagada	CHIKKAHALLI	GP	GROUNDNUT	IRR			Hobli Level	51	1378.55		
345	Tumakuru	Pavagada	DOMMATHAMARI	GP	GROUNDNUT	IRR	8	1286.94					
346	Tumakuru	Pavagada	GUJJANADU	GP	GROUNDNUT	IRR			Hobli Level	44	1433.84		
347	Tumakuru	Pavagada	K.T.HALLI	GP	GROUNDNUT	IRR			Hobli Level	44	1433.84		
348	Tumakuru	Pavagada	KAMANADURGA	GP	GROUNDNUT	IRR	8	1942.85					
349	Tumakuru	Pavagada	KANNAMEDI	GP	GROUNDNUT	IRR	8	1759.70					
350	Tumakuru	Pavagada	KODAMADAGU	GP	GROUNDNUT	IRR	8	854.84					
351	Tumakuru	Pavagada	KOTAGUDDA	GP	GROUNDNUT	IRR			Hobli Level	106	1395.77		

**Government of Karnataka**  
**Directorate of Economics and Statistics**  
**GP Level Average Yield data for Kharif season 2019-20**

S.N	District	Taluk	Insurance Unit (hobli/ GP)	GP/HO BLI	Crop	IRR/RF	No. CCE Conducted	Average Yield(Kg/Ha)	Name Of Higher Level	No. cce Conducted Higher	Higher average Yield(Kg/Ha)	Neighboring Yield	Tech. based Yield
352	Tumakuru	Pavagada	MANGALAVADA	GP	GROUNDNUT	IRR			Hobli Level	44	1433.84		
353	Tumakuru	Pavagada	MARIDASANAHALI	GP	GROUNDNUT	IRR			Hobli Level	51	1378.55		
354	Tumakuru	Pavagada	NALIGANAHALI	GP	GROUNDNUT	IRR			Hobli Level	106	1312.03		
355	Tumakuru	Pavagada	NYAYADAGUNTE	GP	GROUNDNUT	IRR			Hobli Level	44	1433.84		
356	Tumakuru	Pavagada	PALAVALLI	GP	GROUNDNUT	IRR	8	1610.90					
357	Tumakuru	Pavagada	PAVAGADA (RURAL) (ROPPA)	GP	GROUNDNUT	IRR	8	1386.78					
358	Tumakuru	Pavagada	PONNASAMUDRA	GP	GROUNDNUT	IRR	8	1495.60					
359	Tumakuru	Pavagada	POTHAGANAHALI	GP	GROUNDNUT	IRR			Hobli Level	51	1378.55		
360	Tumakuru	Pavagada	RAJAVANTHI	GP	GROUNDNUT	IRR			Hobli Level	62	1281.58		
361	Tumakuru	Pavagada	RANGASAMUDRA	GP	GROUNDNUT	IRR			Hobli Level	95	1400.66		
362	Tumakuru	Pavagada	RYAPTE	GP	GROUNDNUT	IRR			Hobli Level	26	1676.94		
363	Tumakuru	Pavagada	SASALUKUNTE	GP	GROUNDNUT	IRR			Hobli Level	51	1378.55		
364	Tumakuru	Pavagada	SIDDAPURA	GP	GROUNDNUT	IRR			Hobli Level	51	1378.55		
365	Tumakuru	Pavagada	THIRUMANI	GP	GROUNDNUT	IRR			Hobli Level	26	1676.94		
366	Tumakuru	Pavagada	VADANAKALLU	GP	GROUNDNUT	IRR			Hobli Level	95	1415.41		
367	Tumakuru	Pavagada	Valluru	GP	GROUNDNUT	IRR			Hobli Level	26	1676.94		
368	Tumakuru	Pavagada	VENKATAPURA	GP	GROUNDNUT	IRR			Hobli Level	62	1281.58		
369	Tumakuru	Pavagada	VIRUPASAMUDRA	GP	GROUNDNUT	IRR			Hobli Level	62	1281.58		
370	Tumakuru	Pavagada	Y.N.HOSAKOTE	GP	GROUNDNUT	IRR			Hobli Level	51	1378.55		
371	Tumakuru	Pavagada	ACHAMMANAHALI	GP	GROUNDNUT	RF	8	891.45					

**Government of Karnataka**  
**Directorate of Economics and Statistics**  
**GP Level Average Yield data for Kharif season 2019-20**

S.N	District	Taluk	Insurance Unit (hobli/ GP)	GP/HO BLI	Crop	IRR RF	No_CCE Conducted	Average Yield(Kg/Ha)	Name_Of_Higher_Level	No_cce Conducted_Higher	Higher average Yield(Kg/Ha)	Neighbo uring Yield	Tech based Yield
372	Tumakuru	Pavagada	ARASIKERE	GP	GROUNDNUT	RF			Hobli Level	61	603.20		
373	Tumakuru	Pavagada	B.K.HALLI	GP	GROUNDNUT	RF			Hobli Level	22	661.24		
374	Tumakuru	Pavagada	BUDIBETTA	GP	GROUNDNUT	RF	8	592.85					
375	Tumakuru	Pavagada	BYADANUR	GP	GROUNDNUT	RF	8	902.77					
376	Tumakuru	Pavagada	C.K.PURA	GP	GROUNDNUT	RF	8	1318.28					
377	Tumakuru	Pavagada	CHIKKAHALLI	GP	GROUNDNUT	RF	8	868.40					
378	Tumakuru	Pavagada	DOMMATHAMARI	GP	GROUNDNUT	RF			Hobli Level	59	656.72		
379	Tumakuru	Pavagada	GUJJANADU	GP	GROUNDNUT	RF	8	409.73					
380	Tumakuru	Pavagada	K.T.HALLI	GP	GROUNDNUT	RF	8	446.32					
381	Tumakuru	Pavagada	KAMANADURGA	GP	GROUNDNUT	RF			Hobli Level	95	652.39		
382	Tumakuru	Pavagada	KANNAMEDI	GP	GROUNDNUT	RF	8	797.53					
383	Tumakuru	Pavagada	KODAMADAGU	GP	GROUNDNUT	RF	8	422.55					
384	Tumakuru	Pavagada	KOTAGUDDA	GP	GROUNDNUT	RF			Hobli Level	120	616.58		
385	Tumakuru	Pavagada	MANGALAVADA	GP	GROUNDNUT	RF	8	488.66					
386	Tumakuru	Pavagada	MARIDASANAHALI	GP	GROUNDNUT	RF	8	532.09					
387	Tumakuru	Pavagada	NAGALAMADIKE	GP	GROUNDNUT	RF	8	743.37					
388	Tumakuru	Pavagada	NALIGANAHALLI	GP	GROUNDNUT	RF	8	566.00					
389	Tumakuru	Pavagada	NYAYADAGUNTE	GP	GROUNDNUT	RF			Hobli Level	61	603.20		
390	Tumakuru	Pavagada	PALAVALLI	GP	GROUNDNUT	RF	8	522.27					
391	Tumakuru	Pavagada	PAVAGADA (RURAL) (ROPPA)	GP	GROUNDNUT	RF	8	778.97					

**Government of Karnataka**  
**Directorate of Economics and Statistics**  
**GP Level Average Yield data for Kharif season 2019-20**

S.N	District	Taluk	Insurance Unit (hobli/ GP)	GP/HO BLI	Crop	IRR RF	No. CCE Conducted	Average Yield(Kg/Ha)	Name Of Higher Level	No. cce Conducted Higher	Higher average Yield(Kg/Ha)	Neighbo uring Yield	Tech. based Yield
392	Tumakuru	Pavagada	PONNASAMUDRA	GP	GROUNDNUT	RF	8	558.46					
393	Tumakuru	Pavagada	POTHAGANAHALLI	GP	GROUNDNUT	RF	8	600.33					
394	Tumakuru	Pavagada	RAJAVANTHI	GP	GROUNDNUT	RF			Hobli Level	59	656.72		
395	Tumakuru	Pavagada	RANGASAMUDRA	GP	GROUNDNUT	RF	8	520.11					
396	Tumakuru	Pavagada	RYAPTE	GP	GROUNDNUT	RF			Hobli Level	22	661.24		
397	Tumakuru	Pavagada	SASALUKUNTE	GP	GROUNDNUT	RF			Hobli Level	73	625.87		
398	Tumakuru	Pavagada	SIDDAPURA	GP	GROUNDNUT	RF	8	471.94					
399	Tumakuru	Pavagada	THIRUMANI	GP	GROUNDNUT	RF			Hobli Level	22	661.24		
400	Tumakuru	Pavagada	VADANAKALLU	GP	GROUNDNUT	RF	8	533.38					
401	Tumakuru	Pavagada	Valluru	GP	GROUNDNUT	RF			Hobli Level	22	661.24		
402	Tumakuru	Pavagada	VENKATAPURA	GP	GROUNDNUT	RF			Hobli Level	59	656.72		
403	Tumakuru	Pavagada	VIRUPASAMUDRA	GP	GROUNDNUT	RF			Hobli Level	59	656.72		
404	Tumakuru	Pavagada	Y.N.HOSAKOTE	GP	GROUNDNUT	RF	8	588.33					
405	Tumakuru	Pavagada	KANNAMEDI	GP	Maize (Makka)	IRR	4	2428.54					
406	Tumakuru	Pavagada	SASALUKUNTE	GP	Maize (Makka)	IRR			Taluk Level	12	1746.80		
407	Tumakuru	Pavagada	VENKATAPURA	GP	Maize (Makka)	IRR	4	897.90					
408	Tumakuru	Pavagada	VIRUPASAMUDRA	GP	Maize (Makka)	IRR	4	1913.95					
409	Tumakuru	Pavagada	ARASIKERE	GP	PADDY	IRR			Hobli Level	10	3846.15		
410	Tumakuru	Pavagada	B.K.HALLI	GP	PADDY	IRR			Hobli Level	16	4304.73		
411	Tumakuru	Pavagada	C.K.PURA	GP	PADDY	IRR	4	4530.61					

**Government of Karnataka**  
**Directorate of Economics and Statistics**  
**GP Level Average Yield data for Kharif season 2019-20**

S.N	District	Taluk	Insurance Unit (hobli/ GP)	GP/HO BLI	Crop	IRR/RF	No_CCE Conducted	Average Yield(Kg/Ha)	Name_Of_Higher_Level	No_cce Conducted_Higher	Higher average Yield(Kg/Ha)	Neighbo uring Yield	Tech- based Yield
412	Tumakuru	Pavagada	CHIKKAHALLI	GP	PADDY	IRR	4	2821.72					
413	Tumakuru	Pavagada	DOMMATHAMARI	GP	PADDY	IRR			Hobli Level	10	3688.35		
414	Tumakuru	Pavagada	GUJJANADU	GP	PADDY	IRR			Hobli Level	10	3846.15		
415	Tumakuru	Pavagada	KAMANADURGA	GP	PADDY	IRR			Hobli Level	24	3859.93		
416	Tumakuru	Pavagada	KANNAMEDI	GP	PADDY	IRR	4	4097.39					
417	Tumakuru	Pavagada	KOTAGUDDA	GP	PADDY	IRR			Hobli Level	20	3806.70		
418	Tumakuru	Pavagada	MANGALAVADA	GP	PADDY	IRR	4	3279.57					
419	Tumakuru	Pavagada	NAGALAMADIKE	GP	PADDY	IRR	4	6223.56					
420	Tumakuru	Pavagada	NALIGANAHALLI	GP	PADDY	IRR			Hobli Level	20	3719.91		
421	Tumakuru	Pavagada	NYAYADAGUNTE	GP	PADDY	IRR			Hobli Level	10	3846.15		
422	Tumakuru	Pavagada	PALAVALLI	GP	PADDY	IRR	4	4451.72					
423	Tumakuru	Pavagada	PAVAGADA (RURAL) (ROPPA)	GP	PADDY	IRR			Hobli Level	10	3688.35		
424	Tumakuru	Pavagada	PONNASAMUDRA	GP	PADDY	IRR			Hobli Level	18	2691.64		
425	Tumakuru	Pavagada	RAJAVANTHI	GP	PADDY	IRR			Hobli Level	10	3688.35		
426	Tumakuru	Pavagada	RYAPTE	GP	PADDY	IRR			Hobli Level	16	4304.73		
427	Tumakuru	Pavagada	THIRUMANI	GP	PADDY	IRR			Hobli Level	16	4304.73		
428	Tumakuru	Pavagada	Valluru	GP	PADDY	IRR			Hobli Level	16	4304.73		
429	Tumakuru	Pavagada	VIRUPASAMUDRA	GP	PADDY	IRR			Hobli Level	10	3688.35		
430	Tumakuru	Pavagada	Y.N.HOSAKOTE	GP	PADDY	IRR			Hobli Level	8	2525.53		
431	Tumakuru	Pavagada	ACHAMMANAHALLI	GP	Pigeon pea (red gram/arhar/tur)	RF	4	258.71					

**Government of Karnataka**  
**Directorate of Economics and Statistics**  
**GP Level Average Yield data for Kharif season 2019-20**

S.N	District	Taluk	Insurance Unit (hobli/ GP)	GP/HO BLI	Crop	IRR RF	No_CCE Conducted	Average Yield(Kg/Ha)	Name_Of Higher Level	No_cce Conducted Higher	Higher average Yield(Kg/Ha)	Neighboring Yield	Tech. based Yield
432	Tumakuru	Pavagada	ARASIKERE	GP	Pigeon pea (red gram/arhar/tur)	RF	4	299.43					
433	Tumakuru	Pavagada	B.K.HALLI	GP	Pigeon pea (red gram/arhar/tur)	RF			Hobli Level	16	379.53		
434	Tumakuru	Pavagada	BUDIBETTA	GP	Pigeon pea (red gram/arhar/tur)	RF	4	404.83					
435	Tumakuru	Pavagada	BYADANUR	GP	Pigeon pea (red gram/arhar/tur)	RF	4	881.53					
436	Tumakuru	Pavagada	C.K.PURA	GP	Pigeon pea (red gram/arhar/tur)	RF	4	194.03					
437	Tumakuru	Pavagada	CHIKKAHALLI	GP	Pigeon pea (red gram/arhar/tur)	RF			Hobli Level	28	400.25		
438	Tumakuru	Pavagada	DOMMATHAMARI	GP	Pigeon pea (red gram/arhar/tur)	RF			Hobli Level	22	389.17		
439	Tumakuru	Pavagada	GUJJANADU	GP	Pigeon pea (red gram/arhar/tur)	RF			Hobli Level	24	450.96		
440	Tumakuru	Pavagada	K.T.HALLI	GP	Pigeon pea (red gram/arhar/tur)	RF	4	529.07					
441	Tumakuru	Pavagada	KAMANADURGA	GP	Pigeon pea (red gram/arhar/tur)	RF	4	228.77					
442	Tumakuru	Pavagada	KANNAMEDI	GP	Pigeon pea (red gram/arhar/tur)	RF			Hobli Level	22	389.17		
443	Tumakuru	Pavagada	KODAMADAGU	GP	Pigeon pea (red gram/arhar/tur)	RF	4	227.66					
444	Tumakuru	Pavagada	KOTAGUDDA	GP	Pigeon pea (red gram/arhar/tur)	RF			Hobli Level	46	435.51		
445	Tumakuru	Pavagada	MANGALAVADA	GP	Pigeon pea (red gram/arhar/tur)	RF			Hobli Level	24	450.96		
446	Tumakuru	Pavagada	MARIDASANAHALI	GP	Pigeon pea (red gram/arhar/tur)	RF	4	1180.96					
447	Tumakuru	Pavagada	NAGALAMADIKE	GP	Pigeon pea (red gram/arhar/tur)	RF	4	501.25					
448	Tumakuru	Pavagada	NALIGANAHALLI	GP	Pigeon pea (red gram/arhar/tur)	RF	4	253.92					
449	Tumakuru	Pavagada	NYAYADAGUNTE	GP	Pigeon pea (red gram/arhar/tur)	RF			Hobli Level	24	450.96		
450	Tumakuru	Pavagada	PALAVALLI	GP	Pigeon pea (red gram/arhar/tur)	RF	4	332.97					
451	Tumakuru	Pavagada	PAVAGADA (RURAL) (ROPPA)	GP	Pigeon pea (red gram/arhar/tur)	RF			Hobli Level	22	389.17		

**Government of Karnataka**  
**Directorate of Economics and Statistics**  
**GP Level Average Yield data for Kharif season 2019-20**

S.N	District	Taluk	Insurance Unit (hobli/ GP)	GP/HO BLI	Crop	IRR RF	No_CCE Conducted	Average Yield(Kg/Ha)	Name_Of Higher Level	No_cce Conducted Higher	Higher average Yield(Kg/Ha)	Neighboring Yield	Tech-based Yield
452	Tumakuru	Pavagada	PONNASAMUDRA	GP	Pigeon pea (red gram/arhar/tur)	RF	4	383.27					
453	Tumakuru	Pavagada	POTHAGANAHALLI	GP	Pigeon pea (red gram/arhar/tur)	RF			Hobli Level	28	400.25		
454	Tumakuru	Pavagada	RAJAVANTHI	GP	Pigeon pea (red gram/arhar/tur)	RF	4	347.34					
455	Tumakuru	Pavagada	RANGASAMUDRA	GP	Pigeon pea (red gram/arhar/tur)	RF			Hobli Level	52	420.53		
456	Tumakuru	Pavagada	RYAPTE	GP	Pigeon pea (red gram/arhar/tur)	RF			Hobli Level	16	379.53		
457	Tumakuru	Pavagada	SASALUKUNTE	GP	Pigeon pea (red gram/arhar/tur)	RF			Hobli Level	28	400.25		
458	Tumakuru	Pavagada	SIDDAPURA	GP	Pigeon pea (red gram/arhar/tur)	RF			Hobli Level	28	400.25		
459	Tumakuru	Pavagada	THIRUMANI	GP	Pigeon pea (red gram/arhar/tur)	RF			Hobli Level	16	379.53		
460	Tumakuru	Pavagada	VADANAKALLU	GP	Pigeon pea (red gram/arhar/tur)	RF	4	1113.88					
461	Tumakuru	Pavagada	Valluru	GP	Pigeon pea (red gram/arhar/tur)	RF			Hobli Level	16	379.53		
462	Tumakuru	Pavagada	VENKATAPURA	GP	Pigeon pea (red gram/arhar/tur)	RF	4	360.52					
463	Tumakuru	Pavagada	VIRUPASAMUDRA	GP	Pigeon pea (red gram/arhar/tur)	RF			Hobli Level	22	389.17		
464	Tumakuru	Pavagada	Y.N.HOSAKOTE	GP	Pigeon pea (red gram/arhar/tur)	RF	4	241.94					
465	Tumakuru	Sira	BANDAKUNTE	GP	GROUNDNUT	IRR			Hobli Level	18	1440.25		
466	Tumakuru	Sira	CHANGAVARA	GP	GROUNDNUT	IRR	8	1576.73					
467	Tumakuru	Sira	DODDA AGRAHARA	GP	GROUNDNUT	IRR			Hobli Level	14	1228.52		
468	Tumakuru	Sira	DWARANAKUNTE	GP	GROUNDNUT	IRR			Hobli Level	13	1514.84		
469	Tumakuru	Sira	GOPALADEVARAHALLI	GP	GROUNDNUT	IRR	8	918.53					
470	Tumakuru	Sira	HENDORE	GP	GROUNDNUT	IRR	8	1480.71					
471	Tumakuru	Sira	HUYILDORE	GP	GROUNDNUT	IRR			Hobli Level	14	1228.52		



**Government of Karnataka**  
**Directorate of Economics and Statistics**  
**GP Level Average Yield data for Kharif season 2019-20**

S.N	District	Taluk	Insurance Unit (hobli/ GP)	GP/HO BLI	Crop	IRR/RF	No_CCE Conducted	Average Yield(Kg/Ha)	Name_Of_Higher_Level	No_cce Conducted_Higher	Higher average Yield(Kg/Ha)	Neighbo uring Yield	Tech. based Yield
472	Tumakuru	Sira	TADAKALUR	GP	GROUNDNUT	IRR			Hobli Level	13	1514.84		
473	Tumakuru	Sira	YADALADAKU (HOSAHALLI)	GP	GROUNDNUT	IRR			Hobli Level	13	1514.84		
474	Tumakuru	Sira	BANDAKUNTE	GP	GROUNDNUT	RF	8	758.68					
475	Tumakuru	Sira	BARAGUR	GP	GROUNDNUT	RF	8	669.45					
476	Tumakuru	Sira	BEVINAHALLI	GP	GROUNDNUT	RF	8	751.42					
477	Tumakuru	Sira	BHUPASANDRA	GP	GROUNDNUT	RF	8	749.74					
478	Tumakuru	Sira	BHUVANAHALLI	GP	GROUNDNUT	RF	8	830.36					
479	Tumakuru	Sira	BUKKAPATNA	GP	GROUNDNUT	RF	8	937.58					
480	Tumakuru	Sira	CHANGAVARA	GP	GROUNDNUT	RF	8	606.00					
481	Tumakuru	Sira	CHIKKANAHALLI	GP	GROUNDNUT	RF	8	778.02					
482	Tumakuru	Sira	CHINNENAHALLI	GP	GROUNDNUT	RF	8	757.05					
483	Tumakuru	Sira	DODDA AGRAHARA	GP	GROUNDNUT	RF			Hobli Level	48	785.12		
484	Tumakuru	Sira	DODDABANAGERE	GP	GROUNDNUT	RF			Hobli Level	51	552.03		
485	Tumakuru	Sira	DWARANAKUNTE	GP	GROUNDNUT	RF			Hobli Level	51	552.03		
486	Tumakuru	Sira	GOPALADEVARAHALLI	GP	GROUNDNUT	RF	8	634.87					
487	Tumakuru	Sira	GOWDAGERE	GP	GROUNDNUT	RF	8	527.18					
488	Tumakuru	Sira	HALENAHALLI	GP	GROUNDNUT	RF	8	1025.13					
489	Tumakuru	Sira	HANDIKUNTE	GP	GROUNDNUT	RF	8	298.14					
490	Tumakuru	Sira	HENDORE	GP	GROUNDNUT	RF	8	629.60					
491	Tumakuru	Sira	HONNAGONDANAHALLI	GP	GROUNDNUT	RF			Hobli Level	72	740.89		

**Government of Karnataka**  
**Directorate of Economics and Statistics**  
**GP Level Average Yield data for Kharif season 2019-20**

S.N	District	Taluk	Insurance Unit (hobli/ GP)	GP/HO BLI	Crop	IRR RF	No_CCE Conducted	Average Yield(Kg/Ha)	Name Of Higher Level	No_cce Conducted Higher	Higher average Yield(Kg/Ha)	Neighboring Yield	Tech based Yield
492	Tumakuru	Sira	HOSUR	GP	GROUNDNUT	RF	8	859.41					
493	Tumakuru	Sira	HULIKUNTE	GP	GROUNDNUT	RF	8	611.51					
494	Tumakuru	Sira	HUNISEHALLI	GP	GROUNDNUT	RF			Hobli Level	67	714.54		
495	Tumakuru	Sira	HUYILDORE	GP	GROUNDNUT	RF	8	740.13					
496	Tumakuru	Sira	KALLAMBELLA	GP	GROUNDNUT	RF	8	892.26					
497	Tumakuru	Sira	KOTTA	GP	GROUNDNUT	RF	8	508.85					
498	Tumakuru	Sira	KURUBARAHALLI	GP	GROUNDNUT	RF	8	963.97					
499	Tumakuru	Sira	LAKSHMISAGARA	GP	GROUNDNUT	RF	8	830.66					
500	Tumakuru	Sira	MADALUR	GP	GROUNDNUT	RF	8	764.71					
501	Tumakuru	Sira	MAGODU	GP	GROUNDNUT	RF	8	665.05					
502	Tumakuru	Sira	MELUKUNTE	GP	GROUNDNUT	RF	8	1092.57					
503	Tumakuru	Sira	NADUR	GP	GROUNDNUT	RF			Hobli Level	67	714.54		
504	Tumakuru	Sira	NERALEGUDDA	GP	GROUNDNUT	RF	8	623.13					
505	Tumakuru	Sira	RAMALINGAPURA	GP	GROUNDNUT	RF			Hobli Level	48	785.12		
506	Tumakuru	Sira	RATHNASANDRA	GP	GROUNDNUT	RF			Hobli Level	72	740.89		
507	Tumakuru	Sira	SEEBI	GP	GROUNDNUT	RF	8	718.60					
508	Tumakuru	Sira	SEEBIAGRAHARA	GP	GROUNDNUT	RF			Hobli Level	72	850.58		
509	Tumakuru	Sira	TADAKALUR	GP	GROUNDNUT	RF			Hobli Level	51	552.03		
510	Tumakuru	Sira	TALAGUNDA	GP	GROUNDNUT	RF			Hobli Level	144	840.60		
511	Tumakuru	Sira	THARUR	GP	GROUNDNUT	RF	8	921.67					

**Government of Karnataka**  
**Directorate of Economics and Statistics**  
**GP Level Average Yield data for Kharif season 2019-20**

S.N	District	Taluk	Insurance Unit (hobli/ GP)	GP/HO BLI	Crop	IRR- RF	No_CCE Conducted	Average Yield(Kg/Ha)	Name_Of_Higher_Level	No_cce Conducted_Higher	Higher average Yield(Kg/Ha)	Neighboring Yield	Tech-based Yield
512	Tumakuru	Sira	THAVAREKERE	GP	GROUNDNUT	RF	8	668.84					
513	Tumakuru	Sira	YADALADAKU (HOSAHALLI)	GP	GROUNDNUT	RF	8	614.20					
514	Tumakuru	Sira	YALADABAGI	GP	GROUNDNUT	RF	8	750.34					
515	Tumakuru	Sira	YALIYUR	GP	GROUNDNUT	RF	8	681.34					
516	Tumakuru	Sira	BHUPASANDRA	GP	PADDY	IRR			District Level	324	4689.27		
517	Tumakuru	Sira	GOWDAGERE	GP	PADDY	IRR			District Level	324	4689.27		
518	Tumakuru	Sira	HENDORE	GP	PADDY	IRR			District Level	324	4689.27		
519	Tumakuru	Sira	HUNISEHALLI	GP	PADDY	IRR			District Level	324	4689.27		
520	Tumakuru	Sira	MELUKUNTE	GP	PADDY	IRR			District Level	324	4689.27		
521	Tumakuru	Sira	TALAGUNDA	GP	PADDY	IRR			District Level	324	4689.27		
522	Tumakuru	Sira	THARUR	GP	PADDY	IRR			District Level	324	4689.27		
523	Tumakuru	Sira	BANDAKUNTE	GP	Pigeon pea (red gram/arhar/tur)	RF	4	180.86					
524	Tumakuru	Sira	BARAGUR	GP	Pigeon pea (red gram/arhar/tur)	RF	4	136.78					
525	Tumakuru	Sira	BEVINAHALLI	GP	Pigeon pea (red gram/arhar/tur)	RF	4	39.53					
526	Tumakuru	Sira	BHUVANAHALLI	GP	Pigeon pea (red gram/arhar/tur)	RF	4	147.72					
527	Tumakuru	Sira	CHANGAVARA	GP	Pigeon pea (red gram/arhar/tur)	RF			Hobli Level	54	172.35		
528	Tumakuru	Sira	CHIKKANAHALLI	GP	Pigeon pea (red gram/arhar/tur)	RF	4	301.85					
529	Tumakuru	Sira	CHINNENAHALLI	GP	Pigeon pea (red gram/arhar/tur)	RF	4	414.95					
530	Tumakuru	Sira	DODDA AGRAHARA	GP	Pigeon pea (red gram/arhar/tur)	RF			Hobli Level	14	202.66		
531	Tumakuru	Sira	DODDABANAGERE	GP	Pigeon pea (red gram/arhar/tur)	RF	4	54.26					

**Government of Karnataka**  
**Directorate of Economics and Statistics**  
**GP Level Average Yield data for Kharif season 2019-20**

S.N	District	Taluk	Insurance Unit (hobli/ GP)	GP/HO BLI	Crop	IRR RF	No_CCE Conducted	Average Yield(Kg/Ha)	Name_Of_Higher_Level	No_cce Conducted_Higher	Higher average Yield(Kg/Ha)	Neighbo uring Yield	Tech- based Yield
532	Tumakuru	Sira	DWARANAKUNTE	GP	Pigeon pea (red gram/arhar/tur)	RF			Hobli Level	24	106.58		
533	Tumakuru	Sira	GOWDAGERE	GP	Pigeon pea (red gram/arhar/tur)	RF	4	263.50					
534	Tumakuru	Sira	HANDIKUNTE	GP	Pigeon pea (red gram/arhar/tur)	RF			Hobli Level	24	106.58		
535	Tumakuru	Sira	HENDORE	GP	Pigeon pea (red gram/arhar/tur)	RF	4	315.00					
536	Tumakuru	Sira	HONNAGONDANAHALLI	GP	Pigeon pea (red gram/arhar/tur)	RF	4	243.62					
537	Tumakuru	Sira	HOSUR	GP	Pigeon pea (red gram/arhar/tur)	RF	4	144.93					
538	Tumakuru	Sira	HULIKUNTE	GP	Pigeon pea (red gram/arhar/tur)	RF	4	136.54					
539	Tumakuru	Sira	HUNISEHALLI	GP	Pigeon pea (red gram/arhar/tur)	RF	4	282.66					
540	Tumakuru	Sira	HUYILDORE	GP	Pigeon pea (red gram/arhar/tur)	RF	4	166.48					
541	Tumakuru	Sira	KOTTA	GP	Pigeon pea (red gram/arhar/tur)	RF	4	150.91					
542	Tumakuru	Sira	KURUBARAHALLI	GP	Pigeon pea (red gram/arhar/tur)	RF	4	298.48					
543	Tumakuru	Sira	LAKSHMISAGARA	GP	Pigeon pea (red gram/arhar/tur)	RF	4	111.39					
544	Tumakuru	Sira	MADALUR	GP	Pigeon pea (red gram/arhar/tur)	RF	4	178.46					
545	Tumakuru	Sira	MAGODU	GP	Pigeon pea (red gram/arhar/tur)	RF	4	209.60					
546	Tumakuru	Sira	MELUKUNTE	GP	Pigeon pea (red gram/arhar/tur)	RF	4	135.35					
547	Tumakuru	Sira	NADUR	GP	Pigeon pea (red gram/arhar/tur)	RF			Hobli Level	30	238.11		
548	Tumakuru	Sira	NERALEGUDDA	GP	Pigeon pea (red gram/arhar/tur)	RF	4	208.41					
549	Tumakuru	Sira	RATHNASANDRA	GP	Pigeon pea (red gram/arhar/tur)	RF	4	124.56					
550	Tumakuru	Sira	SEEBI	GP	Pigeon pea (red gram/arhar/tur)	RF	4	0.00					
551	Tumakuru	Sira	TADAKALUR	GP	Pigeon pea (red gram/arhar/tur)	RF	4	159.78					

**Government of Karnataka**  
**Directorate of Economics and Statistics**  
**GP Level Average Yield data for Kharif season 2019-20**

S.N	District	Taluk	Insurance Unit (hobli/ GP)	GP/HO BLI	Crop	IRR RF	No_CCE Conducted	Average Yield(Kg/Ha)	Name_Of Higher Level	No_cce Conducted Higher	Higher average Yield(Kg/Ha)	Neighbo uring Yield	Tech. based Yield
552	Tumakuru	Sira	TALAGUNDA	GP	Pigeon pea (red gram/arhar/tur)	RF			Hobli Level	56	208.86		
553	Tumakuru	Sira	THARUR	GP	Pigeon pea (red gram/arhar/tur)	RF	4	219.98					
554	Tumakuru	Sira	THAVAREKERE	GP	Pigeon pea (red gram/arhar/tur)	RF	4	486.28					
555	Tumakuru	Sira	YADALADAKU (HOSAHALLI)	GP	Pigeon pea (red gram/arhar/tur)	RF	4	59.77					
556	Tumakuru	Sira	YALIYUR	GP	Pigeon pea (red gram/arhar/tur)	RF	4	136.71					
557	Tumakuru	Tiptur	BAJAGUR	GP	PADDY	IRR			Hobli Level	6	6333.76		
558	Tumakuru	Tiptur	HINDISKERE	GP	PADDY	IRR	4	3082.97					
559	Tumakuru	Tiptur	HUNSEGHATTA	GP	PADDY	IRR	4	6494.71					
560	Tumakuru	Tiptur	KUPPALU	GP	PADDY	IRR	4	4259.77					
561	Tumakuru	Tiptur	ARALAGUPPE	GP	RAGI	RF			Hobli Level	18	1197.26		
562	Tumakuru	Tiptur	BAJAGUR	GP	RAGI	RF	4	875.16					
563	Tumakuru	Tiptur	BALUVANERALU	GP	RAGI	RF	4	1207.30					
564	Tumakuru	Tiptur	BILIGERE	GP	RAGI	RF	4	1253.61					
565	Tumakuru	Tiptur	DASARIGHATTA	GP	RAGI	RF	4	1385.82					
566	Tumakuru	Tiptur	EECHANUR	GP	RAGI	RF	4	1072.86					
567	Tumakuru	Tiptur	GUDIGONDANAHALLI (B.G. KAVAL)	GP	RAGI	RF	4	636.89					
568	Tumakuru	Tiptur	GUNGARAMELE	GP	RAGI	RF	4	1107.96					
569	Tumakuru	Tiptur	GURUGADAHALLI	GP	RAGI	RF	4	1318.85					
570	Tumakuru	Tiptur	GYARAGHATTA	GP	RAGI	RF	4	1389.31					
571	Tumakuru	Tiptur	HALKURIKE	GP	RAGI	RF	4	1656.72					

**Government of Karnataka**  
**Directorate of Economics and Statistics**  
**GP Level Average Yield data for Kharif season 2019-20**

S.N	District	Taluk	Insurance Unit (hobli/ GP)	GP/HO BLI	Crop	IRR RF	No_CCE Conducted	Average Yield(Kg/Ha)	Name_Of Higher Level	No_cce Conducted Higher	Higher average Yield(Kg/Ha)	Neighboring Yield	Tech-based Yield
572	Tumakuru	Tiptur	HINDISKERE	GP	RAGI	RF	4	1185.14					
573	Tumakuru	Tiptur	HONNAVALLI	GP	RAGI	RF	4	836.82					
574	Tumakuru	Tiptur	HUCHAGONDANAHALLI	GP	RAGI	RF	4	815.26					
575	Tumakuru	Tiptur	HUNSEGHATTA	GP	RAGI	RF	4	1927.85					
576	Tumakuru	Tiptur	KARADI	GP	RAGI	RF	4	1184.65					
577	Tumakuru	Tiptur	KUPPALU	GP	RAGI	RF	4	1154.52					
578	Tumakuru	Tiptur	MANAKIKERE	GP	RAGI	RF	4	1304.16					
579	Tumakuru	Tiptur	MASAVANAGHATTA	GP	RAGI	RF	4	1941.55					
580	Tumakuru	Tiptur	MATHIHALLI	GP	RAGI	RF	4	717.06					
581	Tumakuru	Tiptur	NAGARAGHATTA	GP	RAGI	RF	4	1643.27					
582	Tumakuru	Tiptur	NALLIKERE	GP	RAGI	RF	4	1944.53					
583	Tumakuru	Tiptur	NONAVINAKERE	GP	RAGI	RF	4	1288.72					
584	Tumakuru	Tiptur	RANGAPURA	GP	RAGI	RF	4	921.23					
585	Tumakuru	Tiptur	SARTHAVALLI	GP	RAGI	RF	4	1870.84					
586	Tumakuru	Tiptur	THADASUR	GP	RAGI	RF	4	462.36					
587	Tumakuru	Tumakuru	AREGUJJANAHALLI	GP	GROUNDNUT	RF	8	1253.59					
588	Tumakuru	Tumakuru	BELADHARA	GP	GROUNDNUT	RF	8	1769.28					
589	Tumakuru	Tumakuru	DEVALAPURA	GP	GROUNDNUT	RF	8	1048.94					
590	Tumakuru	Tumakuru	KORA	GP	GROUNDNUT	RF			Hobli Level	18	1405.87		
591	Tumakuru	Tumakuru	SEETHAKALLU	GP	GROUNDNUT	RF			Hobli Level	14	1192.29		

CA

**Government of Karnataka**  
**Directorate of Economics and Statistics**  
**GP Level Average Yield data for Kharif season 2019-20**

S.N	District	Taluk	Insurance Unit (hobli/ GP)	GP/HO BLI	Crop	IRR/ RF	No_CCE Conducted	Average Yield(Kg/Ha)	Name_Of_Higher_Level	No_cce Conducted_Higher	Higher average Yield(Kg/Ha)	Neighbo uring Yield	Tech. based Yield
592	Tumakuru	Tumakuru	BELADHARA	GP	Maize (Makka)	IRR	4	3554.86					
593	Tumakuru	Tumakuru	BELADHARA	GP	Maize (Makka)	RF			Hobli Level	2	1882.05		
594	Tumakuru	Tumakuru	KORA	GP	Maize (Makka)	RF			Hobli Level	2	1882.05		
595	Tumakuru	Tumakuru	SEETHAKALLU	GP	Maize (Makka)	RF	4	6496.29					
596	Tumakuru	Tumakuru	URDIGERE	GP	Maize (Makka)	RF	4	2136.36					
597	Tumakuru	Tumakuru	ARIYUR	GP	PADDY	IRR	4	2491.33					
598	Tumakuru	Tumakuru	BELADHARA	GP	PADDY	IRR	4	5024.82					
599	Tumakuru	Tumakuru	BUGUDANAHALLI	GP	PADDY	IRR			Hobli Level	18	5949.95		
600	Tumakuru	Tumakuru	DODDANARAVANGALA	GP	PADDY	IRR	4	5269.42					
601	Tumakuru	Tumakuru	GALIGENAHALLI	GP	PADDY	IRR			Hobli Level	38	4442.45		
602	Tumakuru	Tumakuru	GANGONAHALLI	GP	PADDY	IRR	4	4237.71					
603	Tumakuru	Tumakuru	GULUR	GP	PADDY	IRR	4	4218.93					
604	Tumakuru	Tumakuru	HARALUR	GP	PADDY	IRR	4	7099.71					
605	Tumakuru	Tumakuru	HETHENAHALLI	GP	PADDY	IRR			Hobli Level	34	4836.04		
606	Tumakuru	Tumakuru	HIREHALLI	GP	PADDY	IRR	4	4958.16					
607	Tumakuru	Tumakuru	HOLAKAL	GP	PADDY	IRR	4	3977.93					
608	Tumakuru	Tumakuru	KANAKOPPE	GP	PADDY	IRR	4	5629.01					
609	Tumakuru	Tumakuru	KESARAMADU	GP	PADDY	IRR	4	7216.81					
610	Tumakuru	Tumakuru	KORA	GP	PADDY	IRR	4	3370.23					
611	Tumakuru	Tumakuru	MALLASANDRA	GP	PADDY	IRR	4	4084.15					

**Government of Karnataka**  
**Directorate of Economics and Statistics**  
**GP Level Average Yield data for Kharif season 2019-20**

S.N	District	Taluk	Insurance Unit (hobli/ GP)	GP/HO BLI	Crop	IRR- RF	No_CCE Conducted	Average Yield(Kg/Ha)	Name_Of_Higher_Level	No_cce Conducted_Higher	Higher average Yield(Kg/Ha)	Neighbo uring Yield	Tech. based Yield
612	Tumakuru	Tumakuru	MASKAL	GP	PADDY	IRR	4	5562.07					
613	Tumakuru	Tumakuru	MYDALA	GP	PADDY	IRR	4	4304.69					
614	Tumakuru	Tumakuru	NIDAVALLU	GP	PADDY	IRR	4	3781.92					
615	Tumakuru	Tumakuru	OBALAPURA	GP	PADDY	IRR	4	3036.69					
616	Tumakuru	Tumakuru	PALASANDRA	GP	PADDY	IRR	4	5057.00					
617	Tumakuru	Tumakuru	Tumkur (ULB)	GP	PADDY	IRR	4	2524.01					
618	Tumakuru	Tumakuru	URUKERE	GP	PADDY	IRR	4	4775.37					
619	Tumakuru	Tumakuru	ARAKERE	GP	RAGI	RF			Hobli Level	49	2079.40		
620	Tumakuru	Tumakuru	AREGUJJANAHALLI	GP	RAGI	RF	4	1841.26					
621	Tumakuru	Tumakuru	ARIYUR	GP	RAGI	RF	4	2578.44					
622	Tumakuru	Tumakuru	BALLAGERE	GP	RAGI	RF	4	2562.01					
623	Tumakuru	Tumakuru	BELADHARA	GP	RAGI	RF	4	2210.94					
624	Tumakuru	Tumakuru	BELAGUMBA	GP	RAGI	RF	4	2209.95					
625	Tumakuru	Tumakuru	BELLAVI	GP	RAGI	RF	4	1656.96					
626	Tumakuru	Tumakuru	BUGUDANAHALLI	GP	RAGI	RF	4	2524.66					
627	Tumakuru	Tumakuru	CHIKKATHOTLAKERE	GP	RAGI	RF	4	1173.69					
628	Tumakuru	Tumakuru	DEVALAPURA	GP	RAGI	RF	4	2573.21					
629	Tumakuru	Tumakuru	DODDANARAVANGALA	GP	RAGI	RF	4	1631.10					
630	Tumakuru	Tumakuru	GALIGENAHALLI	GP	RAGI	RF			Hobli Level	63	2270.14		
631	Tumakuru	Tumakuru	GANGONAHALLI	GP	RAGI	RF	4	2290.62					



**Government of Karnataka**  
**Directorate of Economics and Statistics**  
**GP Level Average Yield data for Kharif season 2019-20**

S.N	District	Taluk	Insurance Unit (hobli/ GP)	GP/HO BLI	Crop	IRR RF	No_CCE Conducted	Average Yield(Kg/Ha)	Name Of Higher Level	No_cce Conducted Higher	Higher average Yield(Kg/Ha)	Neighbo uring Yield	Tech. based Yield
632	Tumakuru	Tumakuru	GULUR	GP	RAGI	RF	4	2581.92					
633	Tumakuru	Tumakuru	HARALUR	GP	RAGI	RF	4	2521.92					
634	Tumakuru	Tumakuru	HEBBUR	GP	RAGI	RF	4	1512.56					
635	Tumakuru	Tumakuru	HEGGERE	GP	RAGI	RF			Hobli Level	43	2043.65		
636	Tumakuru	Tumakuru	HETHENAHALLI	GP	RAGI	RF	4	1744.36					
637	Tumakuru	Tumakuru	HIREHALLI	GP	RAGI	RF	4	2310.54					
638	Tumakuru	Tumakuru	HOLAKAL	GP	RAGI	RF			Hobli Level	25	2350.37		
639	Tumakuru	Tumakuru	HONASIGERE	GP	RAGI	RF	4	2599.35					
640	Tumakuru	Tumakuru	HONNUDIKE	GP	RAGI	RF	4	2005.54					
641	Tumakuru	Tumakuru	KANAKOPPE	GP	RAGI	RF	4	1357.67					
642	Tumakuru	Tumakuru	KESARAMADU	GP	RAGI	RF	4	2390.21					
643	Tumakuru	Tumakuru	KESTHUR	GP	RAGI	RF	4	2240.82					
644	Tumakuru	Tumakuru	KORA	GP	RAGI	RF	4	1892.70					
645	Tumakuru	Tumakuru	MALLASANDRA	GP	RAGI	RF	4	1760.29					
646	Tumakuru	Tumakuru	MASKAL	GP	RAGI	RF	4	1039.74					
647	Tumakuru	Tumakuru	MYDALA	GP	RAGI	RF	4	2833.39					
648	Tumakuru	Tumakuru	NAGAVALLI	GP	RAGI	RF	4	2614.29					
649	Tumakuru	Tumakuru	NELAHAL	GP	RAGI	RF	4	1950.34					
650	Tumakuru	Tumakuru	NIDAVALLU	GP	RAGI	RF	4	2484.82					
651	Tumakuru	Tumakuru	OBALAPURA	GP	RAGI	RF	4	1954.89					

**Government of Karnataka**  
**Directorate of Economics and Statistics**  
**GP Level Average Yield data for Kharif season 2019-20**

S.N	District	Taluk	Insurance Unit (hobli/ GP)	GP/HO BLI	Crop	IRR- RF	No_CCE Conducted	Average Yield(Kg/Ha)	Name_Of_Higher_Level	No_cce Conducted Higher	Higher average Yield(Kg/Ha)	Neighbo uring Yield	Tech- based Yield
652	Tumakuru	Tumakuru	PALASANDRA	GP	RAGI	RF	4	3331.35					
653	Tumakuru	Tumakuru	SEETHAKALLU	GP	RAGI	RF	4	2552.05					
654	Tumakuru	Tumakuru	SIRIVARA	GP	RAGI	RF	4	1985.87					
655	Tumakuru	Tumakuru	SOREKUNTE	GP	RAGI	RF	4	1284.74					
656	Tumakuru	Tumakuru	SWANDENAHALLI	GP	RAGI	RF	4	2300.58					
657	Tumakuru	Tumakuru	THIMMARAJANAHALLI	GP	RAGI	RF	4	3036.73					
658	Tumakuru	Tumakuru	URDIGERE	GP	RAGI	RF	4	2323.78					
659	Tumakuru	Tumakuru	URUKERE	GP	RAGI	RF	4	2285.64					
660	Tumakuru	Turuvekere	ANEKERE	GP	PADDY	IRR			Hobli Level	18	4289.91		
661	Tumakuru	Turuvekere	AREMALLENAHALLI	GP	PADDY	IRR			Hobli Level	2	4103.67		
662	Tumakuru	Turuvekere	BANASANDRA	GP	PADDY	IRR	4	5150.56					
663	Tumakuru	Turuvekere	BYTHARAHOSAHALLI	GP	PADDY	IRR			Hobli Level	10	5538.23		
664	Tumakuru	Turuvekere	GONITUMKUR	GP	PADDY	IRR	4	4858.91					
665	Tumakuru	Turuvekere	KODAGEHALI	GP	PADDY	IRR			Hobli Level	18	4289.91		
666	Tumakuru	Turuvekere	MADIHALLI	GP	PADDY	IRR	4	4976.08					
667	Tumakuru	Turuvekere	MAYASANDRA	GP	PADDY	IRR			Hobli Level	10	5538.23		
668	Tumakuru	Turuvekere	MUNIYUR	GP	PADDY	IRR	4	2793.56					
669	Tumakuru	Turuvekere	MUTHUGADAHALLI	GP	PADDY	IRR	4	6882.73					
670	Tumakuru	Turuvekere	SAMPIGE	GP	PADDY	IRR			Hobli Level	2	5336.93		
671	Tumakuru	Turuvekere	THALEKERE	GP	PADDY	IRR	4	4816.34					

CB

**Government of Karnataka**  
**Directorate of Economics and Statistics**  
**GP Level Average Yield data for Kharif season 2019-20**

S.N	District	Taluk	Insurance Unit (hobli/ GP)	GP/HO BLI	Crop	IRR RF	No_CCE Conducted	Average Yield(Kg/Ha)	Name_Of_Higher_Level	No_cce Conducted_Higher	Higher average Yield(Kg/Ha)	Neighbo uring Yield	Tech based Yield
672	Tumakuru	Turuvekere	VADAVANAGHATTA	GP	PADDY	IRR	4	5329.19					
673	Tumakuru	Turuvekere	AMMASANDRA	GP	RAGI	RF	4	2071.51					
674	Tumakuru	Turuvekere	ANEKERE	GP	RAGI	RF	4	1493.88					
675	Tumakuru	Turuvekere	AREMALLENAHALLI	GP	RAGI	RF	4	1837.48					
676	Tumakuru	Turuvekere	BANASANDRA	GP	RAGI	RF	4	928.69					
677	Tumakuru	Turuvekere	BYTHARAHOSAHALLI	GP	RAGI	RF	4	1693.06					
678	Tumakuru	Turuvekere	DABBEGHATTA	GP	RAGI	RF	4	1150.29					
679	Tumakuru	Turuvekere	DANDINASHIVARA	GP	RAGI	RF	4	980.98					
680	Tumakuru	Turuvekere	GONITUMKUR	GP	RAGI	RF	4	1038.25					
681	Tumakuru	Turuvekere	HADAVANAHALLI	GP	RAGI	RF	4	792.26					
682	Tumakuru	Turuvekere	HULLEKERE	GP	RAGI	RF	4	1177.68					
683	Tumakuru	Turuvekere	KANATHUR	GP	RAGI	RF	4	1215.03					
684	Tumakuru	Turuvekere	KODAGEHALLI	GP	RAGI	RF	4	1253.37					
685	Tumakuru	Turuvekere	KONDAJJI	GP	RAGI	RF	4	1703.02					
686	Tumakuru	Turuvekere	LOKAMMANAHALLI	GP	RAGI	RF	4	1747.84					
687	Tumakuru	Turuvekere	MADIHALLI	GP	RAGI	RF	4	1566.09					
688	Tumakuru	Turuvekere	MANICHENDUR	GP	RAGI	RF	4	1817.56					
689	Tumakuru	Turuvekere	MAVINAKERE	GP	RAGI	RF	4	911.27					
690	Tumakuru	Turuvekere	MAYASANDRA	GP	RAGI	RF	4	768.35					
691	Tumakuru	Turuvekere	MUNIYUR	GP	RAGI	RF	4	1333.54					

**Government of Karnataka**  
**Directorate of Economics and Statistics**  
**GP Level Average Yield data for Kharif season 2019-20**

S.N	District	Taluk	Insurance Unit (hobli/ GP)	GP/HO BLI	Crop	IRR_RF	No_CCE_Conducted	Average Yield(Kg/Ha)	Name_Of_Higher_Level	No_cce_Conducted_Higher	Higher average Yield(Kg/Ha)	Neighboring Yield	Tech. based Yield
692	Tumakuru	Turuvekere	MUTHUGADAHALLI	GP	RAGI	RF	4	1872.33					
693	Tumakuru	Turuvekere	SAMPIGE	GP	RAGI	RF			Hobli Level	24	1355.36		
694	Tumakuru	Turuvekere	SAMPIGEHASAHALLI	GP	RAGI	RF	4	1207.55					
695	Tumakuru	Turuvekere	SETTIGONDANAHALLI	GP	RAGI	RF	4	1414.21					
696	Tumakuru	Turuvekere	SORAVANAHALLI	GP	RAGI	RF	4	1244.90					
697	Tumakuru	Turuvekere	THALEKERE	GP	RAGI	RF	4	923.71					
698	Tumakuru	Turuvekere	THANDAGA	GP	RAGI	RF	4	1464.00					
699	Tumakuru	Turuvekere	VADAVANAGHATTA	GP	RAGI	RF	4	1165.23					

  
Director

Directorate of Economics and Statistics

**Government of Karnataka**  
**Directorate of Economics and Statistics**  
**GP Level Average Yield data for Kharif season 2019-20**

S.N	District	Taluk	Insurance Unit (hobli/ GP)	GP/HO BLI	Crop	IRR RF	No_CCE Conducted	Average Yield(Kg/Ha)	Name_Of_Higher_Level	No_cce Conducted_Higher	Higher average Yield(Kg/Ha)	Neighboring Yield	Tech based Yield
1	Udupi	Karkala	BAILOOR	GP	PADDY	RF	4	5087.92					
2	Udupi	Karkala	BELMAN	GP	PADDY	RF	4	5354.44					
3	Udupi	Karkala	BOLA	GP	PADDY	RF	4	6859.75					
4	Udupi	Karkala	CHARA	GP	PADDY	RF	4	4370.38					
5	Udupi	Karkala	DURGA	GP	PADDY	RF	4	5326.94					
6	Udupi	Karkala	HEBRI	GP	PADDY	RF	4	4182.81					
7	Udupi	Karkala	HIRGAN	GP	PADDY	RF	4	3808.53					
8	Udupi	Karkala	IDU	GP	PADDY	RF	4	3851.00					
9	Udupi	Karkala	INNA	GP	PADDY	RF	4	4248.34					
10	Udupi	Karkala	IRVATHAURU	GP	PADDY	RF	4	4025.88					
11	Udupi	Karkala	KADTHALA	GP	PADDY	RF	4	3752.85					
12	Udupi	Karkala	KALYA	GP	PADDY	RF	4	4116.32					
13	Udupi	Karkala	KANTHAVARA	GP	PADDY	RF	4	4363.15					
14	Udupi	Karkala	Karkala (ULB)	GP	PADDY	RF	4	5663.00					
15	Udupi	Karkala	KERVASHE	GP	PADDY	RF	4	4040.07					
16	Udupi	Karkala	KUCHHURU	GP	PADDY	RF	4	4201.70					
17	Udupi	Karkala	KUKKUNDOOR	GP	PADDY	RF	4	4373.63					
18	Udupi	Karkala	MALA	GP	PADDY	RF	4	3082.42					
19	Udupi	Karkala	MARNE	GP	PADDY	RF	4	4723.06					
20	Udupi	Karkala	MIYARU	GP	PADDY	RF	4	4598.45					

**Government of Karnataka**  
**Directorate of Economics and Statistics**  
**GP Level Average Yield data for Kharif season 2019-20**

S.N	District	Taluk	Insurance Unit (hobli/ GP)	GP/HO BLI	Crop	IRR RF	No_CCE Conducted	Average Yield(Kg/Ha)	Name_Of_Higher_Level	No_cce Conducted Higher	Higher average Yield(Kg/Ha)	Neighboring Yield	Tech-based Yield
21	Udupi	Karkala	MOODARU	GP	PADDY	RF	4	4356.60					
22	Udupi	Karkala	MUDRADI	GP	PADDY	RF	4	2678.73					
23	Udupi	Karkala	MUNDKURU	GP	PADDY	RF	4	4018.27					
24	Udupi	Karkala	NADPALU	GP	PADDY	RF	4	3558.58					
25	Udupi	Karkala	NALLUR	GP	PADDY	RF	4	3677.81					
26	Udupi	Karkala	NANDALIKE	GP	PADDY	RF	4	4560.36					
27	Udupi	Karkala	NERE	GP	PADDY	RF	4	4450.11					
28	Udupi	Karkala	NITTE	GP	PADDY	RF	4	3994.17					
29	Udupi	Karkala	PALLI	GP	PADDY	RF	4	5139.71					
30	Udupi	Karkala	RENJALA	GP	PADDY	RF	4	3714.07					
31	Udupi	Karkala	SANOOR	GP	PADDY	RF	4	4563.30					
32	Udupi	Karkala	SHIRLALU	GP	PADDY	RF	4	3697.87					
33	Udupi	Karkala	SHIVAPURA	GP	PADDY	RF	4	4724.99					
34	Udupi	Karkala	VARANGA	GP	PADDY	RF	4	3539.69					
35	Udupi	Karkala	YERLAPADI	GP	PADDY	RF	4	4682.75					
36	Udupi	Kundapura	AJRI	GP	PADDY	RF	4	5451.80					
37	Udupi	Kundapura	ALURU	GP	PADDY	RF	4	4487.22					
38	Udupi	Kundapura	AMASBAILU	GP	PADDY	RF	4	3402.28					
39	Udupi	Kundapura	AMPARU	GP	PADDY	RF	4	5570.75					
40	Udupi	Kundapura	ANEGALLI	GP	PADDY	RF	4	3623.48					

**Government of Karnataka**  
**Directorate of Economics and Statistics**  
**GP Level Average Yield data for Kharif season 2019-20**

S.N	District	Taluk	Insurance Unit (hobli/ GP)	GP/HO BLI	Crop	IRR- RF	No_CCE Conducted	Average Yield(Kg/Ha)	Name_Of_Higher_Level	No_cce Conducted_Higher	Higher average Yield(Kg/Ha)	Neighbo uring Yield	Tech based Yield
41	Udupi	Kundapura	BALKURU	GP	PADDY	RF	4	3749.88					
42	Udupi	Kundapura	BASRURU	GP	PADDY	RF	4	3792.02					
43	Udupi	Kundapura	BELURU	GP	PADDY	RF	4	4160.68					
44	Udupi	Kundapura	BELVE	GP	PADDY	RF	4	3211.70					
45	Udupi	Kundapura	BIJADI	GP	PADDY	RF	4	4073.05					
46	Udupi	Kundapura	BIJUR	GP	PADDY	RF	4	3917.21					
47	Udupi	Kundapura	BYNDURU	GP	PADDY	RF	4	3880.64					
48	Udupi	Kundapura	CHITTURU	GP	PADDY	RF	4	4430.35					
49	Udupi	Kundapura	GANGOLLI	GP	PADDY	RF	4	3934.57					
50	Udupi	Kundapura	GOLIHOLE	GP	PADDY	RF	4	6286.65					
51	Udupi	Kundapura	Gopadi	GP	PADDY	RF	4	5605.44					
52	Udupi	Kundapura	GUJJADI	GP	PADDY	RF	4	5371.07					
53	Udupi	Kundapura	Gulwadi	GP	PADDY	RF	4	3857.48					
54	Udupi	Kundapura	HAKLADI	GP	PADDY	RF	4	4880.91					
55	Udupi	Kundapura	HALADI	GP	PADDY	RF	4	4466.38					
56	Udupi	Kundapura	HALLIHOLE	GP	PADDY	RF	4	5449.27					
57	Udupi	Kundapura	HANGALORU	GP	PADDY	RF	4	5252.36					
58	Udupi	Kundapura	HARDALLI - MANDALLI	GP	PADDY	RF	4	3365.84					
59	Udupi	Kundapura	HATTIYANGADI	GP	PADDY	RF	4	4471.02					
60	Udupi	Kundapura	HEMMADI	GP	PADDY	RF	4	4406.32					

**Government of Karnataka**  
**Directorate of Economics and Statistics**  
**GP Level Average Yield data for Kharif season 2019-20**

S.N	District	Taluk	Insurance Unit (hobli/ GP)	GP/HO BLI	Crop	IRR-RF	No_CCE Conducted	Average Yield(Kg/Ha)	Name Of Higher Level	No_cce Conducted Higher	Higher average Yield(Kg/Ha)	Neighbo uring Yield	Tech. based Yield
61	Udupi	Kundapura	HENGAVALLI	GP	PADDY	RF	4	5398.43					
62	Udupi	Kundapura	HERURU	GP	PADDY	RF	4	4653.58					
63	Udupi	Kundapura	HOMBADI - MANDADI	GP	PADDY	RF	4	3400.01					
64	Udupi	Kundapura	HOSAADU	GP	PADDY	RF	4	6053.36					
65	Udupi	Kundapura	HOSANGADI	GP	PADDY	RF	4	4626.26					
66	Udupi	Kundapura	IDURU KUNJYADI	GP	PADDY	RF	4	3031.51					
67	Udupi	Kundapura	JADKAL	GP	PADDY	RF	4	3722.20					
68	Udupi	Kundapura	KALAVARA	GP	PADDY	RF	4	4992.82					
69	Udupi	Kundapura	KALTHODU	GP	PADDY	RF	4	4395.12					
70	Udupi	Kundapura	KAMBADKONE	GP	PADDY	RF	4	4443.40					
71	Udupi	Kundapura	Kandavara	GP	PADDY	RF	4	4044.82					
72	Udupi	Kundapura	KARKUNJE	GP	PADDY	RF	4	3577.64					
73	Udupi	Kundapura	KATTABELTHURU	GP	PADDY	RF	4	4679.11					
74	Udupi	Kundapura	KAVRADI	GP	PADDY	RF	4	4921.19					
75	Udupi	Kundapura	KEDURU	GP	PADDY	RF	4	4931.29					
76	Udupi	Kundapura	KERADI	GP	PADDY	RF	4	4020.00					
77	Udupi	Kundapura	KERGALU	GP	PADDY	RF	4	3755.27					
78	Udupi	Kundapura	KIRIMANJESHAWARA	GP	PADDY	RF	4	4802.19					
79	Udupi	Kundapura	KOLLURU	GP	PADDY	RF	4	4061.73					
80	Udupi	Kundapura	KONI	GP	PADDY	RF	4	4925.83					



**Government of Karnataka**  
**Directorate of Economics and Statistics**  
**GP Level Average Yield data for Kharif season 2019-20**

S.N	District	Taluk	Insurance Unit (hobli/ GP)	GP/HO BLI	Crop	IRR RF	No_CCE Conducted	Average Yield(Kg/Ha)	Name_Of Higher Level	No_cce Conducted Higher	Higher average Yield(Kg/Ha)	Neighboring Yield	Tech-based Yield
81	Udupi	Kundapura	KORGI	GP	PADDY	RF	4	3716.51					
82	Udupi	Kundapura	KOTESHWARA	GP	PADDY	RF	4	3620.75					
83	Udupi	Kundapura	KUMBASHI	GP	PADDY	RF	4	4597.48					
84	Udupi	Kundapura	Kundapura (ULB)	GP	PADDY	RF	4	4278.60					
85	Udupi	Kundapura	MADAMAKKI	GP	PADDY	RF	4	6108.54					
86	Udupi	Kundapura	MARAVANTHE	GP	PADDY	RF	4	3556.07					
87	Udupi	Kundapura	MOLAHALLI	GP	PADDY	RF	4	3245.12					
88	Udupi	Kundapura	NADA	GP	PADDY	RF	4	4318.84					
89	Udupi	Kundapura	NAVUNDA	GP	PADDY	RF	4	4175.43					
90	Udupi	Kundapura	PADUVARI	GP	PADDY	RF	4	3964.90					
91	Udupi	Kundapura	SHANKARNARAYANA	GP	PADDY	RF	4	5974.31					
92	Udupi	Kundapura	SHIRUR	GP	PADDY	RF	4	4083.16					
93	Udupi	Kundapura	SIDDAPURA	GP	PADDY	RF	4	4697.89					
94	Udupi	Kundapura	TEKKATTE	GP	PADDY	RF	4	4712.64					
95	Udupi	Kundapura	THALLURU	GP	PADDY	RF	4	5500.95					
96	Udupi	Kundapura	TRASI	GP	PADDY	RF	4	4258.75					
97	Udupi	Kundapura	Ullur 74	GP	PADDY	RF	4	4949.30					
98	Udupi	Kundapura	UPPUNDA	GP	PADDY	RF	4	4624.04					
99	Udupi	Kundapura	VANDSE	GP	PADDY	RF	4	5141.55					
100	Udupi	Kundapura	YADTHARE	GP	PADDY	RF	4	5715.83					

**Government of Karnataka**  
**Directorate of Economics and Statistics**  
**GP Level Average Yield data for Kharif season 2019-20**

S.N	District	Taluk	Insurance Unit (hobli/ GP)	GP/HO BLI	Crop	RR RF	No_CCE Conducted	Average Yield(Kg/Ha)	Name_Of_Higher_Level	No_cce Conducted_Higher	Higher average Yield(Kg/Ha)	Neighbo uring Yield	Tech based Yield
101	Udupi	Kundapura	YEDAMOGGE	GP	PADDY	RF	4	3891.87					
102	Udupi	Udupi	38 KALATHUR	GP	PADDY	RF	4	4377.62					
103	Udupi	Udupi	80 BADAGUBETTU	GP	PADDY	RF	4	5334.94					
104	Udupi	Udupi	ALEVOOR	GP	PADDY	RF	4	5444.86					
105	Udupi	Udupi	AMBALPADI	GP	PADDY	RF	4	5022.32					
106	Udupi	Udupi	AROOR	GP	PADDY	RF	4	4834.22					
107	Udupi	Udupi	ATHRADI	GP	PADDY	RF	4	4366.97					
108	Udupi	Udupi	AVARSE	GP	PADDY	RF	4	4541.99					
109	Udupi	Udupi	BADA	GP	PADDY	RF	4	4449.45					
110	Udupi	Udupi	BADANIDIYOOR	GP	PADDY	RF	4	4798.16					
111	Udupi	Udupi	BAIRAMPALLI	GP	PADDY	RF	4	4284.98					
112	Udupi	Udupi	BARKUR	GP	PADDY	RF	4	4877.54					
113	Udupi	Udupi	BELAPU	GP	PADDY	RF	4	4212.93					
114	Udupi	Udupi	BELLE	GP	PADDY	RF	4	4650.70					
115	Udupi	Udupi	BILLADI	GP	PADDY	RF	4	4775.83					
116	Udupi	Udupi	BOMMARABETTU	GP	PADDY	RF	4	3967.12					
117	Udupi	Udupi	CHANTHARU	GP	PADDY	RF	4	5379.04					
118	Udupi	Udupi	CHERKADI	GP	PADDY	RF	4	5417.90					
119	Udupi	Udupi	HANDADI	GP	PADDY	RF	4	4475.42					
120	Udupi	Udupi	HANEHALLI	GP	PADDY	RF	4	5091.16					



**Government of Karnataka**  
**Directorate of Economics and Statistics**  
**GP Level Average Yield data for Kharif season 2019-20**

S.N	District	Taluk	Insurance Unit (hobli/ GP)	GP/HO BLI	Crop	IRR RF	No. CCE Conducted	Average Yield(Kg/Ha)	Name Of Higher Level	No. cce Conducted Higher	Higher average Yield(Kg/Ha)	Neighboring Yield	Tech. based Yield
121	Udupi	Udupi	HARADI	GP	PADDY	RF	4	6591.37					
122	Udupi	Udupi	HAVANJE	GP	PADDY	RF	4	4227.68					
123	Udupi	Udupi	HEGGUNJE	GP	PADDY	RF	4	4536.93					
124	Udupi	Udupi	HEJAMADI	GP	PADDY	RF	4	4331.99					
125	Udupi	Udupi	INNANJE	GP	PADDY	RF	4	4118.63					
126	Udupi	Udupi	IRODI	GP	PADDY	RF	4	5579.47					
127	Udupi	Udupi	KADEKAR	GP	PADDY	RF	4	2357.15					
128	Udupi	Udupi	KADURU	GP	PADDY	RF	4	5188.32					
129	Udupi	Udupi	KALYANPURA	GP	PADDY	RF	4	4483.08					
130	Udupi	Udupi	Kapu(ULB)	GP	PADDY	RF	4	4891.70					
131	Udupi	Udupi	KARJE	GP	PADDY	RF	4	3626.55					
132	Udupi	Udupi	KATPAADI	GP	PADDY	RF	4	3728.82					
133	Udupi	Udupi	KEMMANNU	GP	PADDY	RF	4	4406.75					
134	Udupi	Udupi	KODI	GP	PADDY	RF	4	3872.98					
135	Udupi	Udupi	KODIBETTU	GP	PADDY	RF	4	5923.99					
136	Udupi	Udupi	KOKKARNE	GP	PADDY	RF	4	5677.75					
137	Udupi	Udupi	KOTA	GP	PADDY	RF	4	4662.12					
138	Udupi	Udupi	KOTATHATTU	GP	PADDY	RF	4	4653.38					
139	Udupi	Udupi	KOTE	GP	PADDY	RF	4	6275.01					
140	Udupi	Udupi	KUKKEHALLI	GP	PADDY	RF	4	5591.34					

**Government of Karnataka**  
**Directorate of Economics and Statistics**  
**GP Level Average Yield data for Kharif season 2019-20**

S.N	District	Taluk	Insurance Unit (hobli/ GP)	GP/HO BLI	Crop	IRR_RF	No_CCE Conducted	Average Yield(Kg/Ha)	Name_Of_Higher_Level	No_cce Conducted_Higher	Higher average Yield(Kg/Ha)	Neighbo uring Yield	Tech based Yield
141	Udupi	Udupi	KURKALU	GP	PADDY	RF	4	4659.41					
142	Udupi	Udupi	KUTHYARU	GP	PADDY	RF	4	4280.77					
143	Udupi	Udupi	MAJUR	GP	PADDY	RF	4	4895.92					
144	Udupi	Udupi	MANIPURA	GP	PADDY	RF	4	3996.10					
145	Udupi	Udupi	MUDARANGADI	GP	PADDY	RF	4	4428.23					
146	Udupi	Udupi	NALKUR	GP	PADDY	RF	4	4616.80					
147	Udupi	Udupi	NEELAVARA	GP	PADDY	RF	4	4994.13					
148	Udupi	Udupi	PADUBIDRI	GP	PADDY	RF	4	6714.39					
149	Udupi	Udupi	PANDESHWARA	GP	PADDY	RF	4	4575.15					
150	Udupi	Udupi	PERDOOR	GP	PADDY	RF	4	4085.64					
151	Udupi	Udupi	PHALIMARU	GP	PADDY	RF	4	5534.87					
152	Udupi	Udupi	Saligrama (ULB)	GP	PADDY	RF	4	4054.93					
153	Udupi	Udupi	SHIRIYARA	GP	PADDY	RF	4	6081.80					
154	Udupi	Udupi	SHIRVA	GP	PADDY	RF	4	5699.67					
155	Udupi	Udupi	THENKA	GP	PADDY	RF	4	3729.49					
156	Udupi	Udupi	THENKANIDIYOOR	GP	PADDY	RF	4	5408.36					
157	Udupi	Udupi	Udupi (ULB)	GP	PADDY	RF	4	4683.53					
158	Udupi	Udupi	UDYAVARA	GP	PADDY	RF	4	4028.47					
159	Udupi	Udupi	UPPOOR	GP	PADDY	RF	4	4645.41					
160	Udupi	Udupi	VADDARSE	GP	PADDY	RF	4	3874.11					

**Government of Karnataka**  
**Directorate of Economics and Statistics**  
**GP Level Average Yield data for Kharif season 2019-20**

S.N	District	Taluk	Insurance Unit (hobli/ GP)	GP/HO BLI	Crop	IRR_RF	No_CCE Conducted	Average Yield(Kg/Ha)	Name_Of_Higher_Level	No_cce Conducted_Higher	Higher average Yield(Kg/Ha)	Neighboring Yield	Tech. based Yield
161	Udupi	Udupi	VARAMBALLI	GP	PADDY	RF	4	4303.71					
162	Udupi	Udupi	YADTADI	GP	PADDY	RF	4	5407.41					
163	Udupi	Udupi	YELLUR	GP	PADDY	RF	4	5190.00					

  
Director

Directorate of Economics and Statistics

*cb*

1  
2  
3  
4  
5  
6  
7  
8  
9  
10  
11  
12  
13  
14  
15  
16  
17  
18  
19  
20  
21  
22  
23  
24  
25  
26  
27  
28  
29  
30  
31  
32  
33  
34  
35  
36  
37  
38  
39  
40  
41  
42  
43  
44  
45  
46  
47  
48  
49  
50  
51  
52  
53  
54  
55  
56  
57  
58  
59  
60  
61  
62  
63  
64  
65  
66  
67  
68  
69  
70  
71  
72  
73  
74  
75  
76  
77  
78  
79  
80  
81  
82  
83  
84  
85  
86  
87  
88  
89  
90  
91  
92  
93  
94  
95  
96  
97  
98  
99  
100

**Government of Karnataka**  
**Directorate of Economics and Statistics**  
**GP Level Average Yield data for Kharif season 2019-20**

S.N	District	Taluk	Insurance Unit (hobli/ GP)	GP/HO BLI	Crop	IRR-RF	No_CCE Conducted	Average Yield(Kg/Ha)	Name Of Higher Level	No_cce Conducted Higher	Higher average Yield(Kg/Ha)	Neighboring Yield	Tech based Yield
1	UttarKannada	Ankola	ACHAVE	GP	PADDY	RF	4	3663.49					
2	UttarKannada	Ankola	AGASUR	GP	PADDY	RF	4	5215.29					
3	UttarKannada	Ankola	AGRAGONA	GP	PADDY	RF	4	4666.71					
4	UttarKannada	Ankola	ALAGERI	GP	PADDY	RF	4	4526.82					
5	UttarKannada	Ankola	Ankola (ULB)	GP	PADDY	RF	4	5266.69					
6	UttarKannada	Ankola	AVARSA	GP	PADDY	RF	4	3992.57					
7	UttarKannada	Ankola	BELAMBAR	GP	PADDY	RF	4	5982.96					
8	UttarKannada	Ankola	BELASE	GP	PADDY	RF	4	3974.46					
9	UttarKannada	Ankola	BELEKERI	GP	PADDY	RF	4	4842.82					
10	UttarKannada	Ankola	BHAVIKERI	GP	PADDY	RF	4	4625.21					
11	UttarKannada	Ankola	BOBRAWADA	GP	PADDY	RF	4	4293.41					
12	UttarKannada	Ankola	DONGRI	GP	PADDY	RF	4	3884.07					
13	UttarKannada	Ankola	HARAWADA	GP	PADDY	RF	4	3958.87					
14	UttarKannada	Ankola	HATTIKERI	GP	PADDY	RF	4	4997.04					
15	UttarKannada	Ankola	HILLUR	GP	PADDY	RF	4	4017.53					
16	UttarKannada	Ankola	HONNEBAILU	GP	PADDY	RF	4	4095.59					
17	UttarKannada	Ankola	MOGATA	GP	PADDY	RF	4	4421.49					
18	UttarKannada	Ankola	SAGADAGERI	GP	PADDY	RF	4	3171.02					
19	UttarKannada	Ankola	SHETAGERI	GP	PADDY	RF	4	4226.55					
20	UttarKannada	Ankola	SUNKASALA	GP	PADDY	RF	4	3583.04					

**Government of Karnataka**  
**Directorate of Economics and Statistics**  
**GP Level Average Yield data for Kharif season 2019-20**

S.N	District	Taluk	Insurance Unit (hobli/ GP)	GP/HO BLI	Crop	IRR RF	No CCE Conducted	Average Yield(Kg/Ha)	Name Of Higher Level	No cce Conducted Higher	Higher average Yield(Kg/Ha)	Neighboring Yield	Tech. based Yield
21	UttarKannada	Ankola	VANDIGE	GP	PADDY	RF	4	4554.63					
22	UttarKannada	Ankola	VASARAKUDRIGE	GP	PADDY	RF	4	4251.76					
23	UttarKannada	Bhatkal	BAILUR	GP	PADDY	RF	4	4121.50					
24	UttarKannada	Bhatkal	BELKE	GP	PADDY	RF	4	3518.15					
25	UttarKannada	Bhatkal	BENGRE	GP	PADDY	RF	4	4470.65					
26	UttarKannada	Bhatkal	HADAVALLI	GP	PADDY	RF	4	2687.27					
27	UttarKannada	Bhatkal	HEBALE	GP	PADDY	RF	4	3940.62					
28	UttarKannada	Bhatkal	Jali(U1B)	GP	PADDY	RF	4	3250.91					
29	UttarKannada	Bhatkal	KAYKINI	GP	PADDY	RF	4	4752.66					
30	UttarKannada	Bhatkal	KONAR	GP	PADDY	RF	4	2925.51					
31	UttarKannada	Bhatkal	KOPPA	GP	PADDY	RF	4	3640.61					
32	UttarKannada	Bhatkal	MARUKERI	GP	PADDY	RF	4	2984.74					
33	UttarKannada	Bhatkal	MAVALLI	GP	PADDY	RF	4	4483.01					
34	UttarKannada	Bhatkal	MAVALLI - 2	GP	PADDY	RF	4	4494.49					
35	UttarKannada	Bhatkal	MAVINAKURVE	GP	PADDY	RF	4	4038.22					
36	UttarKannada	Bhatkal	MUNDALLI	GP	PADDY	RF	4	4592.01					
37	UttarKannada	Bhatkal	MUTTALLI	GP	PADDY	RF	4	3210.58					
38	UttarKannada	Bhatkal	SHIRALI	GP	PADDY	RF	4	4417.51					
39	UttarKannada	Bhatkal	YALVADIKAVUR	GP	PADDY	RF	4	4065.21					
40	UttarKannada	Haliyal	ARLAWADA	GP	Maize (Makka)	RF	4	5364.14					



**Government of Karnataka**  
**Directorate of Economics and Statistics**  
**GP Level Average Yield data for Kharif season 2019-20**

S.N	District	Taluk	Insurance Unit (hobli/ GP)	GP/HO BLI	Crop	IRR RF	No_CCE Conducted	Average Yield(Kg/Ha)	Name_Of Higher Level	No_cce Conducted Higher	Higher average Yield(Kg/Ha)	Neighbo uring Yield	Tech based Yield
41	UttarKannada	Haliyal	BELAVATAGI	GP	Maize (Makka)	RF	4	6807.84					
42	UttarKannada	Haliyal	BUZURKANCHANALLI	GP	Maize (Makka)	RF	4	5282.15					
43	UttarKannada	Haliyal	CHIBBALAGERI	GP	Maize (Makka)	RF	4	5276.93					
44	UttarKannada	Haliyal	GUNDOLLI	GP	Maize (Makka)	RF	4	3874.80					
45	UttarKannada	Haliyal	HAVAGI	GP	Maize (Makka)	RF	4	5337.72					
46	UttarKannada	Haliyal	JANAGA	GP	Maize (Makka)	RF	4	5803.58					
47	UttarKannada	Haliyal	KAVALAVADA	GP	Maize (Makka)	RF	4	5629.43					
48	UttarKannada	Haliyal	KESAROLLI	GP	Maize (Makka)	RF	4	4622.61					
49	UttarKannada	Haliyal	MADNALLI	GP	Maize (Makka)	RF	4	4856.56					
50	UttarKannada	Haliyal	MANGALAWADA	GP	Maize (Makka)	RF	4	4450.80					
51	UttarKannada	Haliyal	MODALAGERA	GP	Maize (Makka)	RF	4	4692.06					
52	UttarKannada	Haliyal	MURKAWADA	GP	Maize (Makka)	RF	4	6496.29					
53	UttarKannada	Haliyal	NAGASHETTIKOPPA	GP	Maize (Makka)	RF	4	6235.19					
54	UttarKannada	Haliyal	SAMBRANI	GP	Maize (Makka)	RF	4	7513.56					
55	UttarKannada	Haliyal	TATWANAGI	GP	Maize (Makka)	RF	4	5728.65					
56	UttarKannada	Haliyal	TERAGAON	GP	Maize (Makka)	RF	4	6483.50					
57	UttarKannada	Haliyal	YADOGA	GP	Maize (Makka)	RF	4	5756.32					
58	UttarKannada	Haliyal	ARLAWADA	GP	PADDY	IRR	4	3789.34					
59	UttarKannada	Haliyal	BELAVATAGI	GP	PADDY	IRR	4	2767.47					
60	UttarKannada	Haliyal	BUZURKANCHANALLI	GP	PADDY	IRR	4	2290.49					

**Government of Karnataka**  
**Directorate of Economics and Statistics**  
**GP Level Average Yield data for Kharif season 2019-20**

S.N	District	Taluk	Insurance Unit (hobli/ GP)	GP/HO BLI	Crop	IRR/RF	No_CCE Conducted	Average Yield(Kg/Ha)	Name_Of_Higher_Level	No_cce Conducted_Higher	Higher average Yield(Kg/Ha)	Neighbo uring Yield	Tech. based Yield
61	UttarKannada	Haliyal	CHIBBALAGERI	GP	PADDY	IRR	4	4736.94					
62	UttarKannada	Haliyal	GUNDOLLI	GP	PADDY	IRR	4	3333.17					
63	UttarKannada	Haliyal	Haliyala (ULB)	GP	PADDY	IRR	4	4044.10					
64	UttarKannada	Haliyal	HAVAGI	GP	PADDY	IRR	4	3449.82					
65	UttarKannada	Haliyal	JANAGA	GP	PADDY	IRR	4	4493.08					
66	UttarKannada	Haliyal	KAVALAVADA	GP	PADDY	IRR	4	4063.54					
67	UttarKannada	Haliyal	KESAROLLI	GP	PADDY	IRR	4	2363.83					
68	UttarKannada	Haliyal	MADNALLI	GP	PADDY	IRR	4	2692.23					
69	UttarKannada	Haliyal	MANGALAWADA	GP	PADDY	IRR	4	3558.54					
70	UttarKannada	Haliyal	MURKAWADA	GP	PADDY	IRR	4	4255.59					
71	UttarKannada	Haliyal	NAGASHETTIKOPPA	GP	PADDY	IRR	4	4257.55					
72	UttarKannada	Haliyal	SAMBRANI	GP	PADDY	IRR	4	2999.31					
73	UttarKannada	Haliyal	TATWANAGI	GP	PADDY	IRR	4	3239.27					
74	UttarKannada	Haliyal	TERAGAON	GP	PADDY	IRR	4	2837.64					
75	UttarKannada	Haliyal	YADOGA	GP	PADDY	IRR	4	2959.55					
76	UttarKannada	Haliyal	ALUR	GP	PADDY	RF	4	3114.02					
77	UttarKannada	Haliyal	AMBIKANAGAR	GP	PADDY	RF	4	2000.14					
78	UttarKannada	Haliyal	ARLAWADA	GP	PADDY	RF	4	3319.20					
79	UttarKannada	Haliyal	BADAKANASHIRADA	GP	PADDY	RF	4	2655.36					
80	UttarKannada	Haliyal	BELAVATAGI	GP	PADDY	RF	4	3922.41					

**Government of Karnataka**  
**Directorate of Economics and Statistics**  
**GP Level Average Yield data for Kharif season 2019-20**

S.N	District	Taluk	Insurance Unit (hobli/ GP)	GP/HO BLI	Crop	IRR RF	No CCE Conducted	Average Yield(Kg/Ha)	Name Of Higher Level	No cce Conducted Higher	Higher average Yield(Kg/Ha)	Neighboring Yield	Tech. based Yield
81	UttarKannada	Haliyal	BHAGAVATI	GP	PADDY	RF	4	2055.75					
82	UttarKannada	Haliyal	BUZURKANCHANALLI	GP	PADDY	RF	4	2929.71					
83	UttarKannada	Haliyal	CHIBBALAGERI	GP	PADDY	RF	4	3560.60					
84	UttarKannada	Haliyal	GUNDOLLI	GP	PADDY	RF	4	4176.16					
85	UttarKannada	Haliyal	Haliyala (ULB)	GP	PADDY	RF	4	4065.91					
86	UttarKannada	Haliyal	HAVAGI	GP	PADDY	RF	4	3535.00					
87	UttarKannada	Haliyal	JANAGA	GP	PADDY	RF	4	3175.56					
88	UttarKannada	Haliyal	KAVALAVADA	GP	PADDY	RF	4	3244.51					
89	UttarKannada	Haliyal	KESAROLLI	GP	PADDY	RF	4	3233.88					
90	UttarKannada	Haliyal	MADNALLI	GP	PADDY	RF	4	3483.81					
91	UttarKannada	Haliyal	MANGALAWADA	GP	PADDY	RF	4	3400.67					
92	UttarKannada	Haliyal	MODALAGERA	GP	PADDY	RF	4	3159.71					
93	UttarKannada	Haliyal	MURKAWADA	GP	PADDY	RF	4	2982.60					
94	UttarKannada	Haliyal	NAGASHETTIKOPPA	GP	PADDY	RF	4	3885.62					
95	UttarKannada	Haliyal	SAMBRANI	GP	PADDY	RF	4	3591.32					
96	UttarKannada	Haliyal	TATTIGERI	GP	PADDY	RF	4	2926.93					
97	UttarKannada	Haliyal	TATWANAGI	GP	PADDY	RF	4	2807.10					
98	UttarKannada	Haliyal	TERAGAON	GP	PADDY	RF	4	2792.44					
99	UttarKannada	Haliyal	YADOGA	GP	PADDY	RF	4	3120.91					
100	UttarKannada	Honnavar	BALAKUR	GP	PADDY	RF	4	4030.07					

**Government of Karnataka**  
**Directorate of Economics and Statistics**  
**GP Level Average Yield data for Kharif season 2019-20**

S.N	District	Taluk	Insurance Unit (hobli/ GP)	GP/HO BLI	Crop	IRR RF	No_CCE Conducted	Average Yield(Kg/Ha)	Name_Of Higher Level	No_cce Conducted Higher	Higher average Yield(Kg/Ha)	Neighboring Yield	Tech. based Yield
101	UttarKannada	Honnavar	CHANDAVAR	GP	PADDY	RF	4	3545.94					
102	UttarKannada	Honnavar	CHIKKANAKOD	GP	PADDY	RF	4	4241.58					
103	UttarKannada	Honnavar	HADINABAL	GP	PADDY	RF	4	3560.28					
104	UttarKannada	Honnavar	HALADIPUR	GP	PADDY	RF	4	3439.20					
105	UttarKannada	Honnavar	HERANGADI	GP	PADDY	RF	4	3458.97					
106	UttarKannada	Honnavar	Honnvara (ULB)	GP	PADDY	RF	4	2796.07					
107	UttarKannada	Honnavar	JALAVALLI	GP	PADDY	RF	4	3725.26					
108	UttarKannada	Honnavar	KADATOKA	GP	PADDY	RF	4	2276.46					
109	UttarKannada	Honnavar	KADLE	GP	PADDY	RF	4	4596.76					
110	UttarKannada	Honnavar	KARKI	GP	PADDY	RF	4	3303.27					
111	UttarKannada	Honnavar	KASARAKOD	GP	PADDY	RF	4	3720.96					
112	UttarKannada	Honnavar	KELAGINUR	GP	PADDY	RF	4	4547.89					
113	UttarKannada	Honnavar	KHARVA	GP	PADDY	RF	4	3490.68					
114	UttarKannada	Honnavar	KUDRIGI	GP	PADDY	RF	4	2918.31					
115	UttarKannada	Honnavar	MANKI	GP	PADDY	RF	4	4338.01					
116	UttarKannada	Honnavar	MANKI B(ANANTHAWADI)	GP	PADDY	RF	4	4191.13					
117	UttarKannada	Honnavar	MANKI C(CHITHARA)	GP	PADDY	RF	4	3571.60					
118	UttarKannada	Honnavar	MAVINAKURVA	GP	PADDY	RF	4	4051.98					
119	UttarKannada	Honnavar	MELINA IDAGUNJI	GP	PADDY	RF	4	3975.72					
120	UttarKannada	Honnavar	NAGARABASTIKERI	GP	PADDY	RF	4	2958.74					

**Government of Karnataka**  
**Directorate of Economics and Statistics**  
**GP Level Average Yield data for Kharif season 2019-20**

S.N	District	Taluk	Insurance Unit (hobli/ GP)	GP/HO BLI	Crop	IRR RF	No CCE Conducted	Average Yield(Kg/Ha)	Name Of Higher Level	No cce Conducted Higher	Higher average Yield(Kg/Ha)	Neighbo uring Yield	Tech. based Yield
121	UttarKannada	Honnavar	NAVILGONA	GP	PADDY	RF	4	3895.96					
122	UttarKannada	Honnavar	SALAKOD	GP	PADDY	RF	4	2137.43					
123	UttarKannada	Honnavar	UPPONI	GP	PADDY	RF	4	2555.29					
124	UttarKannada	Joida	AKHETI	GP	PADDY	RF	4	3267.48					
125	UttarKannada	Joida	ANASHI	GP	PADDY	RF	4	3027.13					
126	UttarKannada	Joida	ASU	GP	PADDY	RF	4	2803.65					
127	UttarKannada	Joida	AVEDA	GP	PADDY	RF	4	3957.18					
128	UttarKannada	Joida	BAZARKUNANG	GP	PADDY	RF	4	3561.46					
129	UttarKannada	Joida	GANGODA	GP	PADDY	RF	4	3629.43					
130	UttarKannada	Joida	JAGALAPET	GP	PADDY	RF	4	3938.21					
131	UttarKannada	Joida	JOIDA	GP	PADDY	RF	4	3690.20					
132	UttarKannada	Joida	KATELI	GP	PADDY	RF	4	3411.12					
133	UttarKannada	Joida	NAGODA	GP	PADDY	RF	4	4651.96					
134	UttarKannada	Joida	NANDIGADDE	GP	PADDY	RF	4	3797.08					
135	UttarKannada	Joida	PRADHANI	GP	PADDY	RF	4	4246.74					
136	UttarKannada	Joida	RAMANAGAR	GP	PADDY	RF	4	3566.20					
137	UttarKannada	Joida	SHINGARAGAON	GP	PADDY	RF	4	4103.33					
138	UttarKannada	Joida	ULAVI	GP	PADDY	RF	4	3816.65					
139	UttarKannada	Karwar	AMADALLI	GP	PADDY	RF	4	4238.20					
140	UttarKannada	Karwar	ASNOTI	GP	PADDY	RF	4	3442.47					

**Government of Karnataka**  
**Directorate of Economics and Statistics**  
**GP Level Average Yield data for Kharif season 2019-20**

S.N	District	Taluk	Insurance Unit (hobli/ GP)	GP/HO BLI	Crop	IRR RF	No_CCE Conducted	Average Yield(Kg/Ha)	Name_Of_Higher_Level	No_cce Conducted Higher	Higher average Yield(Kg/Ha)	Neighboring Yield	Tech based Yield
141	UttarKannada	Karwar	CHENDIA	GP	PADDY	RF	4	3637.78					
142	UttarKannada	Karwar	CHITTAKULA	GP	PADDY	RF	4	3390.06					
143	UttarKannada	Karwar	DEVALAMAKKI	GP	PADDY	RF	4	4001.84					
144	UttarKannada	Karwar	GHADASAI	GP	PADDY	RF	4	3257.62					
145	UttarKannada	Karwar	GOTEGALI	GP	PADDY	RF	4	3609.58					
146	UttarKannada	Karwar	HANAKONA	GP	PADDY	RF	4	3535.42					
147	UttarKannada	Karwar	Karwar (ULB)	GP	PADDY	RF	4	5229.61					
148	UttarKannada	Karwar	KERAVADI	GP	PADDY	RF	4	2041.57					
149	UttarKannada	Karwar	KINNAR	GP	PADDY	RF	4	2784.68					
150	UttarKannada	Karwar	MAJALI	GP	PADDY	RF	4	3692.58					
151	UttarKannada	Karwar	MALLAPUR	GP	PADDY	RF	4	4060.38					
152	UttarKannada	Karwar	MUDAGERI	GP	PADDY	RF	4	4131.85					
153	UttarKannada	Karwar	SHIRAVAD	GP	PADDY	RF	4	4530.82					
154	UttarKannada	Karwar	THODURU	GP	PADDY	RF	4	4577.50					
155	UttarKannada	Karwar	VAILAVADA	GP	PADDY	RF	4	3116.19					
156	UttarKannada	Kumta	ALAKOD	GP	PADDY	RF	4	3065.83					
157	UttarKannada	Kumta	BAAD	GP	PADDY	RF	4	3580.09					
158	UttarKannada	Kumta	BARGI	GP	PADDY	RF	4	3881.77					
159	UttarKannada	Kumta	DEVAGIRI	GP	PADDY	RF	4	2966.70					
160	UttarKannada	Kumta	DIVAGI	GP	PADDY	RF	4	4149.19					

**Government of Karnataka**  
**Directorate of Economics and Statistics**  
**GP Level Average Yield data for Kharif season 2019-20**

S.N	District	Taluk	Insurance Unit (hobli/ GP)	GP/HO BLI	Crop	IRR RF	No_CCE Conducted	Average Yield(Kg/Ha)	Name Of Higher Level	No_cce Conducted Higher	Higher average Yield(Kg/Ha)	Neighboring Yield	Tech. based Yield
161	UttarKannada	Kumta	GOKARNA	GP	PADDY	RF	4	3743.80					
162	UttarKannada	Kumta	HANEHALLI	GP	PADDY	RF	4	4128.42					
163	UttarKannada	Kumta	HEGDE	GP	PADDY	RF	4	3977.01					
164	UttarKannada	Kumta	HIREGUTTI	GP	PADDY	RF	4	3977.44					
165	UttarKannada	Kumta	HOLANAGADDE	GP	PADDY	RF	4	6082.61					
166	UttarKannada	Kumta	KAGAL	GP	PADDY	RF	4	3964.76					
167	UttarKannada	Kumta	KALABHAG	GP	PADDY	RF	4	5030.74					
168	UttarKannada	Kumta	KALLABBE	GP	PADDY	RF	4	5447.80					
169	UttarKannada	Kumta	KODAKANI	GP	PADDY	RF	4	3261.91					
170	UttarKannada	Kumta	Kumta (ULB)	GP	PADDY	RF	4	5138.01					
171	UttarKannada	Kumta	MIRJAN	GP	PADDY	RF	4	4634.96					
172	UttarKannada	Kumta	MUROOR	GP	PADDY	RF	4	3503.43					
173	UttarKannada	Kumta	NADUMASKERI	GP	PADDY	RF	4	4024.17					
174	UttarKannada	Kumta	SANTEGULI	GP	PADDY	RF	4	4333.42					
175	UttarKannada	Kumta	SOPPINAHALLI	GP	PADDY	RF	4	2977.80					
176	UttarKannada	Kumta	TORKE	GP	PADDY	RF	4	5379.26					
177	UttarKannada	Kumta	VALAGALLI	GP	PADDY	RF	4	3083.84					
178	UttarKannada	Mundgod	BACHANAKI	GP	Maize (Makka)	RF	4	4817.39					
179	UttarKannada	Mundgod	CHAVADALLI	GP	Maize (Makka)	RF	4	2642.12					
180	UttarKannada	Mundgod	CHIGALLI	GP	Maize (Makka)	RF	4	3331.70					

*cb*

**Government of Karnataka**  
**Directorate of Economics and Statistics**  
**GP Level Average Yield data for Kharif season 2019-20**

S.N	District	Taluk	Insurance Unit (hobli/ GP)	GP/HO BLI	Crop	IRR- RF	No_CCE Conducted	Average Yield(Kg/Ha)	Name_Of Higher_Level	No_cce Conducted Higher	Higher average Yield(Kg/Ha)	Neighbo uring Yield	Tech based Yield
181	UttarKannada	Mundgod	GUNJAVATI	GP	Maize (Makka)	RF	4	2147.64					
182	UttarKannada	Mundgod	HUNAGUND	GP	Maize (Makka)	RF	4	5314.32					
183	UttarKannada	Mundgod	INDOOR	GP	Maize (Makka)	RF	4	3240.31					
184	UttarKannada	Mundgod	KATUR	GP	Maize (Makka)	RF	4	2483.00					
185	UttarKannada	Mundgod	KODAMBI	GP	Maize (Makka)	RF	4	3022.55					
186	UttarKannada	Mundgod	MAINALLI	GP	Maize (Makka)	RF	4	3067.99					
187	UttarKannada	Mundgod	MALAGI	GP	Maize (Makka)	RF	4	1886.48					
188	UttarKannada	Mundgod	NANDIKATTA	GP	Maize (Makka)	RF	4	2997.75					
189	UttarKannada	Mundgod	PALA	GP	Maize (Makka)	RF	4	3018.37					
190	UttarKannada	Mundgod	SALGAON	GP	Maize (Makka)	RF	4	2336.89					
191	UttarKannada	Mundgod	BACHANAKI	GP	PADDY	IRR	4	3663.06					
192	UttarKannada	Mundgod	CHAVADALLI	GP	PADDY	IRR	4	3405.17					
193	UttarKannada	Mundgod	CHIGALLI	GP	PADDY	IRR	4	4063.89					
194	UttarKannada	Mundgod	GUNJAVATI	GP	PADDY	IRR	4	4837.55					
195	UttarKannada	Mundgod	HUNAGUND	GP	PADDY	IRR	4	3630.81					
196	UttarKannada	Mundgod	INDOOR	GP	PADDY	IRR	4	3795.81					
197	UttarKannada	Mundgod	KATUR	GP	PADDY	IRR	4	4740.54					
198	UttarKannada	Mundgod	KODAMBI	GP	PADDY	IRR	4	3567.77					
199	UttarKannada	Mundgod	MALAGI	GP	PADDY	IRR	4	3759.89					
200	UttarKannada	Mundgod	NAGANURU	GP	PADDY	IRR	4	3217.45					



**Government of Karnataka**  
**Directorate of Economics and Statistics**  
**GP Level Average Yield data for Kharif season 2019-20**

S.N	District	Taluk	Insurance Unit (hobli/ GP)	GP/HO BLI	Crop	IRR/RF	No_CCE Conducted	Average Yield(Kg/Ha)	Name_Of_Higher_Level	No_cce Conducted_Higher	Higher average Yield(Kg/Ha)	Neighboring Yield	Tech. based Yield
201	UttarKannada	Mundgod	NANDIKATTA	GP	PADDY	IRR	4	4295.75					
202	UttarKannada	Mundgod	ONIKERI	GP	PADDY	IRR	4	2082.29					
203	UttarKannada	Mundgod	PALA	GP	PADDY	IRR	4	3403.58					
204	UttarKannada	Mundgod	SALGAON	GP	PADDY	IRR	4	4182.24					
205	UttarKannada	Mundgod	BACHANAKI	GP	PADDY	RF	4	2340.89					
206	UttarKannada	Mundgod	BEDASAGAON	GP	PADDY	RF	4	2340.94					
207	UttarKannada	Mundgod	CHAVADALLI	GP	PADDY	RF	4	3060.56					
208	UttarKannada	Mundgod	CHIGALLI	GP	PADDY	RF	4	2849.38					
209	UttarKannada	Mundgod	GUNJAVATI	GP	PADDY	RF	4	2215.67					
210	UttarKannada	Mundgod	HUNAGUND	GP	PADDY	RF	4	2993.47					
211	UttarKannada	Mundgod	INDOOR	GP	PADDY	RF	4	2578.91					
212	UttarKannada	Mundgod	KATUR	GP	PADDY	RF	4	2845.03					
213	UttarKannada	Mundgod	KODAMBI	GP	PADDY	RF	4	2151.88					
214	UttarKannada	Mundgod	MAINALLI	GP	PADDY	RF	4	2402.86					
215	UttarKannada	Mundgod	MALAGI	GP	PADDY	RF	4	1567.35					
216	UttarKannada	Mundgod	Mundagod (ULB)	GP	PADDY	RF	4	569.44					
217	UttarKannada	Mundgod	NAGANURU	GP	PADDY	RF	4	2722.98					
218	UttarKannada	Mundgod	NANDIKATTA	GP	PADDY	RF	4	2017.39					
219	UttarKannada	Mundgod	ONIKERI	GP	PADDY	RF	4	2273.44					
220	UttarKannada	Mundgod	PALA	GP	PADDY	RF	4	2198.43					

**Government of Karnataka**  
**Directorate of Economics and Statistics**  
**GP Level Average Yield data for Kharif season 2019-20**

S.N	District	Taluk	Insurance Unit (hobli/ GP)	GP/HO BLI	Crop	IRR RF	No_CCE Conducted	Average Yield(Kg/Ha)	Name_Of_Higher_Level	No_cce Conducted_Higher	Higher average Yield(Kg/Ha)	Neighbo uring Yield	Tech. based Yield
221	UttarKannada	Mundgod	SALGAON	GP	PADDY	RF	4	3403.69					
222	UttarKannada	Siddapur	ANALEBAIL	GP	PADDY	RF	4	4613.69					
223	UttarKannada	Siddapur	BEDAKANI	GP	PADDY	RF	4	3793.37					
224	UttarKannada	Siddapur	BIDRAKAN	GP	PADDY	RF	4	4077.62					
225	UttarKannada	Siddapur	BILAGI	GP	PADDY	RF	4	3763.20					
226	UttarKannada	Siddapur	DODMANE	GP	PADDY	RF	4	3505.42					
227	UttarKannada	Siddapur	HALAGERI	GP	PADDY	RF	4	3198.50					
228	UttarKannada	Siddapur	HARSIKATTA	GP	PADDY	RF	4	4040.54					
229	UttarKannada	Siddapur	HASARAGOD	GP	PADDY	RF	4	4278.14					
230	UttarKannada	Siddapur	HEGGARANI	GP	PADDY	RF	4	3193.33					
231	UttarKannada	Siddapur	ITAGI	GP	PADDY	RF	4	3276.09					
232	UttarKannada	Siddapur	KANGOD	GP	PADDY	RF	4	3103.67					
233	UttarKannada	Siddapur	KAVANCHUR	GP	PADDY	RF	4	3448.52					
234	UttarKannada	Siddapur	KOLSIRSI	GP	PADDY	RF	4	3276.09					
235	UttarKannada	Siddapur	KORLAKAI(ADUKATTA)	GP	PADDY	RF	4	4129.60					
236	UttarKannada	Siddapur	KYADAGI	GP	PADDY	RF	4	3715.78					
237	UttarKannada	Siddapur	MANAMANE	GP	PADDY	RF	4	3645.95					
238	UttarKannada	Siddapur	NILKUND	GP	PADDY	RF	4	4395.97					
239	UttarKannada	Siddapur	SHIRALAGI	GP	PADDY	RF	4	3526.11					
240	UttarKannada	Siddapur	Siddapura (ULB)	GP	PADDY	RF	4	4141.68					

**Government of Karnataka**  
**Directorate of Economics and Statistics**  
**GP Level Average Yield data for Kharif season 2019-20**

S.N	District	Taluk	Insurance Unit (hobli/ GP)	GP/HO BLI	Crop	IRR RF	No_CCE Conducted	Average Yield (Kg/Ha)	Name Of Higher Level	No cce Conducted Higher	Higher average Yield (Kg/Ha)	Neighboring Yield	Tech. based Yield
241	UttarKannada	Siddapur	SOVINAKOPPA	GP	PADDY	RF	4	4043.39					
242	UttarKannada	Siddapur	TANDAGUNDI	GP	PADDY	RF	4	4228.75					
243	UttarKannada	Siddapur	TAREHALLI KANSUR	GP	PADDY	RF	4	4346.24					
244	UttarKannada	Siddapur	TYAGALI	GP	PADDY	RF	4	4211.51					
245	UttarKannada	Siddapur	VAJAGOD	GP	PADDY	RF	4	3586.46					
246	UttarKannada	Sirsi	ANDAGI	GP	PADDY	RF	4	1255.29					
247	UttarKannada	Sirsi	BADANAGOD	GP	PADDY	RF	4	1298.21					
248	UttarKannada	Sirsi	BANAVASI	GP	PADDY	RF	4	2769.59					
249	UttarKannada	Sirsi	BANDAL	GP	PADDY	RF	4	3326.10					
250	UttarKannada	Sirsi	BANKANAL	GP	PADDY	RF	4	2922.62					
251	UttarKannada	Sirsi	BHAIRUMBE	GP	PADDY	RF	4	4253.43					
252	UttarKannada	Sirsi	BHASI	GP	PADDY	RF	4	2413.10					
253	UttarKannada	Sirsi	BISALAKOPPA	GP	PADDY	RF	4	3629.57					
254	UttarKannada	Sirsi	DEVANALLI	GP	PADDY	RF	4	3816.65					
255	UttarKannada	Sirsi	DODNALLI	GP	PADDY	RF	4	4055.03					
256	UttarKannada	Sirsi	GUDDAPUR	GP	PADDY	RF	4	3450.79					
257	UttarKannada	Sirsi	HALGADDE	GP	PADDY	RF	4	3412.93					
258	UttarKannada	Sirsi	HULEKAL	GP	PADDY	RF	4	3478.70					
259	UttarKannada	Sirsi	HUNASEKOPPA	GP	PADDY	RF	4	3541.63					
260	UttarKannada	Sirsi	ISALUR	GP	PADDY	RF	4	4524.89					

**Government of Karnataka**  
**Directorate of Economics and Statistics**  
**GP Level Average Yield data for Kharif season 2019-20**

S.N	District	Taluk	Insurance Unit (hobli/ GP)	GP/HO BLI	Crop	IRR RF	No_CCE Conducted	Average Yield(Kg/Ha)	Name_Of_Higher_Level	No_cce Conducted_Higher	Higher average Yield(Kg/Ha)	Neighboring Yield	Tech based Yield
261	UttarKannada	Sirsi	ITAGULI	GP	PADDY	RF	4	4412.82					
262	UttarKannada	Sirsi	JANMANE	GP	PADDY	RF	4	4991.54					
263	UttarKannada	Sirsi	KANAGOD	GP	PADDY	RF	4	3316.18					
264	UttarKannada	Sirsi	KODLAGADDE	GP	PADDY	RF	4	3935.19					
265	UttarKannada	Sirsi	KULAVE	GP	PADDY	RF	4	3807.16					
266	UttarKannada	Sirsi	MANJAGUNI	GP	PADDY	RF	4	2866.59					
267	UttarKannada	Sirsi	MELINA ONIKERI	GP	PADDY	RF	4	2996.36					
268	UttarKannada	Sirsi	NEGGU	GP	PADDY	RF	4	4290.82					
269	UttarKannada	Sirsi	SADASHIVALLI	GP	PADDY	RF	4	3736.57					
270	UttarKannada	Sirsi	SALKANI	GP	PADDY	RF	4	2091.58					
271	UttarKannada	Sirsi	SHIVALLI	GP	PADDY	RF	4	4074.43					
272	UttarKannada	Sirsi	SONDHA	GP	PADDY	RF	4	3985.08					
273	UttarKannada	Sirsi	SUGAVI	GP	PADDY	RF	4	3452.84					
274	UttarKannada	Sirsi	UNCHALLI	GP	PADDY	RF	4	3143.60					
275	UttarKannada	Sirsi	VANALLI	GP	PADDY	RF	4	3295.06					
276	UttarKannada	Sirsi	YADALLI	GP	PADDY	RF	4	3988.84					
277	UttarKannada	Yellapur	ANAGOD	GP	PADDY	RF	4	3059.70					
278	UttarKannada	Yellapur	CHANDHAGULI	GP	PADDY	RF	4	4207.20					
279	UttarKannada	Yellapur	DEHALLI	GP	PADDY	RF	4	2857.55					
280	UttarKannada	Yellapur	HASANAGI	GP	PADDY	RF	4	3529.17					

**Government of Karnataka**  
**Directorate of Economics and Statistics**  
**GP Level Average Yield data for Kharif season 2019-20**

S.N	District	Taluk	Insurance Unit (hobli/ GP)	GP/HO BLI	Crop	IRR_Rf	No_CCE Conducted	Average Yield(Kg/Ha)	Name_Of_Higher_Level	No_cce Conducted_Higher	Higher average Yield(Kg/Ha)	Neighboring Yield	Tech. based Yield
281	UttarKannada	Yellapur	HITALALLI	GP	PADDY	RF	4	3499.90					
282	UttarKannada	Yellapur	IDAGUNDI	GP	PADDY	RF	4	3345.07					
283	UttarKannada	Yellapur	KANNIGERI	GP	PADDY	RF	4	3750.70					
284	UttarKannada	Yellapur	KIRAVATTI	GP	PADDY	RF	4	3205.75					
285	UttarKannada	Yellapur	KUNDARGI	GP	PADDY	RF	4	3865.37					
286	UttarKannada	Yellapur	MADANUR	GP	PADDY	RF	4	2307.18					
287	UttarKannada	Yellapur	MANCHIKERI (KAMPLI)	GP	PADDY	RF	4	3765.00					
288	UttarKannada	Yellapur	MAVINAMANE	GP	PADDY	RF	4	3883.47					
289	UttarKannada	Yellapur	NANDOLLI	GP	PADDY	RF	4	2821.75					
290	UttarKannada	Yellapur	UMMACHIGI	GP	PADDY	RF	4	4074.00					
291	UttarKannada	Yellapur	VAJRALLI	GP	PADDY	RF	4	2436.38					
292	UttarKannada	Yellapur	Yellapura (ULB)	GP	PADDY	RF	4	3060.99					

  
Director

Directorate of Economics and Statistics



**Government of Karnataka**  
**Directorate of Economics and Statistics**  
**GP Level Average Yield data for Kharif season 2019-20**

S.N	District	Taluk	Insurance Unit (hobli/ GP)	GP/HO BLI	Crop	IRR RF	No_CCE Conducted	Average Yield(Kg/Ha)	Name_Of Higher Level	No_cce Conducted Higher	Higher average Yield(Kg/Ha)	Neighboring Yield	Tech. based Yield
1	Vijayapura	Basvana Bagewadi	ALIMATTI	GP	Maize (Makka)	IRR	4	1819.44					
2	Vijayapura	Basvana Bagewadi	ARASHANAGI	GP	Maize (Makka)	IRR	4	4225.93					
3	Vijayapura	Basvana Bagewadi	Basava Bagevadi (ULB)	GP	Maize (Makka)	IRR	4	4131.41					
4	Vijayapura	Basvana Bagewadi	BENALA R.C	GP	Maize (Makka)	IRR	4	3296.31					
5	Vijayapura	Basvana Bagewadi	BIRALADINNI	GP	Maize (Makka)	IRR	4	2687.41					
6	Vijayapura	Basvana Bagewadi	BYKOD	GP	Maize (Makka)	IRR	4	2580.82					
7	Vijayapura	Basvana Bagewadi	CHIMMALAGI	GP	Maize (Makka)	IRR	4	2998.27					
8	Vijayapura	Basvana Bagewadi	DINDAWAR	GP	Maize (Makka)	IRR	4	433.30					
9	Vijayapura	Basvana Bagewadi	DONUR	GP	Maize (Makka)	IRR	4	2115.06					
10	Vijayapura	Basvana Bagewadi	GANI R. C	GP	Maize (Makka)	IRR	4	2432.85					
11	Vijayapura	Basvana Bagewadi	GOLASANGI	GP	Maize (Makka)	IRR	4	4067.35					
12	Vijayapura	Basvana Bagewadi	H.HIPPARAGI	GP	Maize (Makka)	IRR	4	2336.65					
13	Vijayapura	Basvana Bagewadi	HANAMAPUR	GP	Maize (Makka)	IRR	4	3518.11					
14	Vijayapura	Basvana Bagewadi	HEBBAL	GP	Maize (Makka)	IRR	4	2748.58					
15	Vijayapura	Basvana Bagewadi	HUNASHYAL P.B.	GP	Maize (Makka)	IRR	4	1604.15					
16	Vijayapura	Basvana Bagewadi	INGALESWAR	GP	Maize (Makka)	IRR	4	3773.40					
17	Vijayapura	Basvana Bagewadi	ITAGI	GP	Maize (Makka)	IRR	4	5679.80					

**Government of Karnataka**  
**Directorate of Economics and Statistics**  
**GP Level Average Yield data for Kharif season 2019-20**

S.N	District	Taluk	Insurance Unit (hobli/ GP)	GP/HO BLI	Crop	IRR- RF	No_CCE Conducted	Average Yield(Kg/Ha)	Name_Of_Higher_Level	No_cce Conducted Higher	Higher average Yield(Kg/Ha)	Neighboring Yield	Tech. based Yield
18	Vijayapura	Basvana Bagewadi	K.SALAWADAGI	GP	Maize (Makka)	IRR	4	1602.42					
19	Vijayapura	Basvana Bagewadi	KANAKAL	GP	Maize (Makka)	IRR	4	3795.61					
20	Vijayapura	Basvana Bagewadi	Kolhar(ULB)	GP	Maize (Makka)	IRR	4	4489.52					
21	Vijayapura	Basvana Bagewadi	KUDAGI	GP	Maize (Makka)	IRR	4	4474.92					
22	Vijayapura	Basvana Bagewadi	MALAGHAN	GP	Maize (Makka)	IRR	4	3985.43					
23	Vijayapura	Basvana Bagewadi	Managuli(ULB)	GP	Maize (Makka)	IRR	4	2756.62					
24	Vijayapura	Basvana Bagewadi	MANNUR	GP	Maize (Makka)	IRR	4	3163.67					
25	Vijayapura	Basvana Bagewadi	MARKABBINALLI	GP	Maize (Makka)	IRR			Hobli Level	78	2951.23		
26	Vijayapura	Basvana Bagewadi	MASABINAL	GP	Maize (Makka)	IRR	4	3768.57					
27	Vijayapura	Basvana Bagewadi	MASUTI	GP	Maize (Makka)	IRR	4	3584.79					
28	Vijayapura	Basvana Bagewadi	MULAWAD	GP	Maize (Makka)	IRR	4	1971.40					
29	Vijayapura	Basvana Bagewadi	MUTTAGE	GP	Maize (Makka)	IRR	4	2951.01					
30	Vijayapura	Basvana Bagewadi	NARASALAGI	GP	Maize (Makka)	IRR	4	2257.89					
31	Vijayapura	Basvana Bagewadi	Nidagundi(ULB)	GP	Maize (Makka)	IRR	4	3434.09					
32	Vijayapura	Basvana Bagewadi	RONIHAL	GP	Maize (Makka)	IRR	4	4556.21					
33	Vijayapura	Basvana Bagewadi	SIDDANATHA R.C	GP	Maize (Makka)	IRR	4	2284.14					
34	Vijayapura	Basvana Bagewadi	TALEWAD	GP	Maize (Makka)	IRR	4	5550.20					



**Government of Karnataka**  
**Directorate of Economics and Statistics**  
**GP Level Average Yield data for Kharif season 2019-20**

S.N	District	Taluk	Insurance Unit (hobli/ GP)	GP/HO BLI	Crop	IRR RF	No_CCE Conducted	Average Yield(Kg/Ha)	Name_Of Higher Level	No_cce Conducted Higher	Higher average Yield(Kg/Ha)	Neighboring Yield	Tech-based Yield
35	Vijayapura	Basvana Bagewadi	TELAGI	GP	Maize (Makka)	IRR	4	4314.56					
36	Vijayapura	Basvana Bagewadi	UKKALI	GP	Maize (Makka)	IRR	4	3392.08					
37	Vijayapura	Basvana Bagewadi	WADAWADAGI	GP	Maize (Makka)	IRR	4	2620.99					
38	Vijayapura	Basvana Bagewadi	WANDAL	GP	Maize (Makka)	IRR	4	5037.19					
39	Vijayapura	Basvana Bagewadi	YARANAL	GP	Maize (Makka)	IRR	4	2771.43					
40	Vijayapura	Basvana Bagewadi	ALIMATTI	GP	Pigeon pea (red gram/arhar/tur)	RF	4	460.45					
41	Vijayapura	Basvana Bagewadi	ARASHANAGI	GP	Pigeon pea (red gram/arhar/tur)	RF	4	854.26					
42	Vijayapura	Basvana Bagewadi	Basava Bagevadi (ULB)	GP	Pigeon pea (red gram/arhar/tur)	RF	4	521.01					
43	Vijayapura	Basvana Bagewadi	BENALA R.C	GP	Pigeon pea (red gram/arhar/tur)	RF	4	585.02					
44	Vijayapura	Basvana Bagewadi	BIRALADINNI	GP	Pigeon pea (red gram/arhar/tur)	RF	4	634.32					
45	Vijayapura	Basvana Bagewadi	BYKOD	GP	Pigeon pea (red gram/arhar/tur)	RF	4	477.03					
46	Vijayapura	Basvana Bagewadi	CHIMMALAGI	GP	Pigeon pea (red gram/arhar/tur)	RF	4	534.18					
47	Vijayapura	Basvana Bagewadi	DINDAWAR	GP	Pigeon pea (red gram/arhar/tur)	RF	4	170.51					
48	Vijayapura	Basvana Bagewadi	DONUR	GP	Pigeon pea (red gram/arhar/tur)	RF	4	575.25					
49	Vijayapura	Basvana Bagewadi	GANI R. C	GP	Pigeon pea (red gram/arhar/tur)	RF	4	781.13					
50	Vijayapura	Basvana Bagewadi	GOLASANGI	GP	Pigeon pea (red gram/arhar/tur)	RF	4	612.40					
51	Vijayapura	Basvana Bagewadi	H.HIPPARAGI	GP	Pigeon pea (red gram/arhar/tur)	RF	4	1267.19					

**Government of Karnataka**  
**Directorate of Economics and Statistics**  
**GP Level Average Yield data for Kharif season 2019-20**

S.N	District	Taluk	Insurance Unit (hobli/ GP)	GP/HO BLI	Crop	IRR RF	No_CCE Conducted	Average Yield(Kg/Ha)	Name_Of Higher Level	No_cke Conducted Higher	Higher average Yield(Kg/Ha)	Neighbo uring Yield	Tech based Yield
52	Vijayapura	Basvana Bagewadi	HANAMAPUR	GP	Pigeon pea (red gram/arhar/tur)	RF	4	785.71					
53	Vijayapura	Basvana Bagewadi	HEBBAL	GP	Pigeon pea (red gram/arhar/tur)	RF	4	859.97					
54	Vijayapura	Basvana Bagewadi	HUNASHYAL P.B.	GP	Pigeon pea (red gram/arhar/tur)	RF	4	572.51					
55	Vijayapura	Basvana Bagewadi	INGALESWAR	GP	Pigeon pea (red gram/arhar/tur)	RF	4	158.82					
56	Vijayapura	Basvana Bagewadi	ITAGI	GP	Pigeon pea (red gram/arhar/tur)	RF	4	646.77					
57	Vijayapura	Basvana Bagewadi	K.SALAWADAGI	GP	Pigeon pea (red gram/arhar/tur)	RF	4	353.45					
58	Vijayapura	Basvana Bagewadi	KANAKAL	GP	Pigeon pea (red gram/arhar/tur)	RF	4	686.25					
59	Vijayapura	Basvana Bagewadi	Kolhar(ULB)	GP	Pigeon pea (red gram/arhar/tur)	RF	4	449.82					
60	Vijayapura	Basvana Bagewadi	KUDAGI	GP	Pigeon pea (red gram/arhar/tur)	RF	4	811.10					
61	Vijayapura	Basvana Bagewadi	MALAGHAN	GP	Pigeon pea (red gram/arhar/tur)	RF	4	699.47					
62	Vijayapura	Basvana Bagewadi	Managuli(ULB)	GP	Pigeon pea (red gram/arhar/tur)	RF	4	660.19					
63	Vijayapura	Basvana Bagewadi	MANNUR	GP	Pigeon pea (red gram/arhar/tur)	RF	4	571.31					
64	Vijayapura	Basvana Bagewadi	MARKABBINALLI	GP	Pigeon pea (red gram/arhar/tur)	RF	4	1375.30					
65	Vijayapura	Basvana Bagewadi	MASABINAL	GP	Pigeon pea (red gram/arhar/tur)	RF	4	741.13					
66	Vijayapura	Basvana Bagewadi	MASUTI	GP	Pigeon pea (red gram/arhar/tur)	RF	4	705.89					
67	Vijayapura	Basvana Bagewadi	MULAWAD	GP	Pigeon pea (red gram/arhar/tur)	RF	4	575.63					
68	Vijayapura	Basvana Bagewadi	MUTTAGI	GP	Pigeon pea (red gram/arhar/tur)	RF	4	1579.80					

**Government of Karnataka**  
**Directorate of Economics and Statistics**  
**GP Level Average Yield data for Kharif season 2019-20**

S.N	District	Taluk	Insurance Unit (hobli/ GP)	GP/HO BLI	Crop	IRR- RF	No_CCE Conducted	Average Yield(Kg/Ha)	Name_Of Higher Level	No_cce Conducted Higher	Higher average Yield(Kg/Ha)	Neighbo uring Yield	Tech. based Yield
69	Vijayapura	Basvana Bagewadi	NARASALAGI	GP	Pigeon pea (red gram/arhar/tur)	RF	4	598.86					
70	Vijayapura	Basvana Bagewadi	Nidagundi(ULB)	GP	Pigeon pea (red gram/arhar/tur)	RF	4	240.50					
71	Vijayapura	Basvana Bagewadi	RONIHAL	GP	Pigeon pea (red gram/arhar/tur)	RF	4	690.03					
72	Vijayapura	Basvana Bagewadi	SASANUR	GP	Pigeon pea (red gram/arhar/tur)	RF	4	554.40					
73	Vijayapura	Basvana Bagewadi	SATIHAL	GP	Pigeon pea (red gram/arhar/tur)	RF	4	426.39					
74	Vijayapura	Basvana Bagewadi	SIDDANATHA R.C	GP	Pigeon pea (red gram/arhar/tur)	RF	4	589.28					
75	Vijayapura	Basvana Bagewadi	TALEWAD	GP	Pigeon pea (red gram/arhar/tur)	RF	4	374.68					
76	Vijayapura	Basvana Bagewadi	TELAGI	GP	Pigeon pea (red gram/arhar/tur)	RF	4	550.38					
77	Vijayapura	Basvana Bagewadi	UKKALI	GP	Pigeon pea (red gram/arhar/tur)	RF	4	688.69					
78	Vijayapura	Basvana Bagewadi	WADAWADAGI	GP	Pigeon pea (red gram/arhar/tur)	RF	4	763.67					
79	Vijayapura	Basvana Bagewadi	WANDAL	GP	Pigeon pea (red gram/arhar/tur)	RF	4	656.86					
80	Vijayapura	Basvana Bagewadi	YALAWAR	GP	Pigeon pea (red gram/arhar/tur)	RF	4	718.64					
81	Vijayapura	Basvana Bagewadi	YARANAL	GP	Pigeon pea (red gram/arhar/tur)	RF	4	471.57					
82	Vijayapura	Bijapur	AHERI	GP	Pearl Millet (Bajra/Bulrush Millet/Spiked Pearl Millet)	RF	4	806.54					
83	Vijayapura	Bijapur	AINAPUR	GP	(Bajra/Bulrush Millet/Spiked Pearl Millet)	RF	4	251.53					
84	Vijayapura	Bijapur	ALIYABAD	GP	(Bajra/Bulrush Millet/Spiked Pearl Millet)	RF	4	329.06					
85	Vijayapura	Bijapur	ARAKERI	GP	(Bajra/Bulrush Millet/Spiked	RF	4	481.26					

**Government of Karnataka**  
**Directorate of Economics and Statistics**  
**GP Level Average Yield data for Kharif season 2019-20**

S.N	District	Taluk	Insurance Unit (hobli/ GP)	GP/HO BLI	Crop	IRR RF	No_CCE Conducted	Average Yield(Kg/Ha)	Name Of Higher Level	No_cce Conducted Higher	Higher average Yield(Kg/Ha)	Neighboring Yield	Tech. based Yield
86	Vijayapura	Bijapur	ARJUNAGI	GP	Pearl Millet (Bajra/Bulrush Millet/Spiked Pearl Millet)	RF	4	1972.33					
87	Vijayapura	Bijapur	BABALESWAR	GP	(Bajra/Bulrush Millet/Spiked Pearl Millet)	RF	4	352.92					
88	Vijayapura	Bijapur	BABANAGAR	GP	(Bajra/Bulrush Millet/Spiked Pearl Millet)	RF	4	711.60					
89	Vijayapura	Bijapur	BARATAGI	GP	(Bajra/Bulrush Millet/Spiked Pearl Millet)	RF	4	596.43					
90	Vijayapura	Bijapur	Bijapur (ULB)	GP	(Bajra/Bulrush Millet/Spiked Pearl Millet)	RF	4	201.55					
91	Vijayapura	Bijapur	BIJARAGI	GP	(Bajra/Bulrush Millet/Spiked Pearl Millet)	RF	4	1152.75					
92	Vijayapura	Bijapur	BOLACHIKKALAKI	GP	(Bajra/Bulrush Millet/Spiked Pearl Millet)	RF			Hobli Level	32	654.61		
93	Vijayapura	Bijapur	GONASAGI	GP	(Bajra/Bulrush Millet/Spiked Pearl Millet)	RF	4	269.42					
94	Vijayapura	Bijapur	GUNAKI	GP	(Bajra/Bulrush Millet/Spiked Pearl Millet)	RF	4	316.73					
95	Vijayapura	Bijapur	HADAGALI	GP	(Bajra/Bulrush Millet/Spiked Pearl Millet)	RF	4	1477.66					
96	Vijayapura	Bijapur	HALAGANI	GP	(Bajra/Bulrush Millet/Spiked Pearl Millet)	RF	4	530.62					
97	Vijayapura	Bijapur	HEGADIHAL	GP	(Bajra/Bulrush Millet/Spiked Pearl Millet)	RF	4	481.26					
98	Vijayapura	Bijapur	HONAGANAHALLI	GP	(Bajra/Bulrush Millet/Spiked Pearl Millet)	RF	4	423.67					
99	Vijayapura	Bijapur	HONAWAD	GP	(Bajra/Bulrush Millet/Spiked Pearl Millet)	RF	4	650.97					
100	Vijayapura	Bijapur	HONNUTAGI	GP	(Bajra/Bulrush Millet/Spiked Pearl Millet)	RF	4	372.25					
101	Vijayapura	Bijapur	JALAGERI	GP	(Bajra/Bulrush Millet/Spiked Pearl Millet)	RF	4	238.57					
102	Vijayapura	Bijapur	JUMANAL	GP	(Bajra/Bulrush Millet/Spiked Pearl Millet)	RF	4	621.11					



**Government of Karnataka**  
**Directorate of Economics and Statistics**  
**GP Level Average Yield data for Kharif season 2019-20**

S.N	District	Taluk	Insurance Unit (hobli/ GP)	GP/HO BLI	Crop	IRR- RF	No_CCE Conducted	Average Yield(Kg/Ha)	Name_Of Higher Level	No_cce Conducted Higher	Higher average Yield(Kg/Ha)	Neighbo-uring Yield	Tech- based Yield
103	Vijayapura	Bijapur	JUMBAGI A	GP	Pearl Millet (Bajra/Bulrush Millet/Spiked Pearl Millet)	RF	4	118.47					
104	Vijayapura	Bijapur	KAMBAGI	GP	(Bajra/Bulrush Millet/Spiked Pearl Millet)	RF			Hobli Level	32	654.61		
105	Vijayapura	Bijapur	KANAMADI	GP	(Bajra/Bulrush Millet/Spiked Pearl Millet)	RF	4	148.82					
106	Vijayapura	Bijapur	KANNUR	GP	(Bajra/Bulrush Millet/Spiked Pearl Millet)	RF	4	159.43					
107	Vijayapura	Bijapur	KARJOL	GP	(Bajra/Bulrush Millet/Spiked Pearl Millet)	RF	4	493.60					
108	Vijayapura	Bijapur	KHAKANDAKI	GP	(Bajra/Bulrush Millet/Spiked Pearl Millet)	RF	4	455.96					
109	Vijayapura	Bijapur	KOTYAL	GP	(Bajra/Bulrush Millet/Spiked Pearl Millet)	RF			Hobli Level	32	654.61		
110	Vijayapura	Bijapur	KUMATAGI	GP	(Bajra/Bulrush Millet/Spiked Pearl Millet)	RF	4	337.29					
111	Vijayapura	Bijapur	KUMATHE	GP	(Bajra/Bulrush Millet/Spiked Pearl Millet)	RF	4	555.30					
112	Vijayapura	Bijapur	LOHGAON	GP	(Bajra/Bulrush Millet/Spiked Pearl Millet)	RF	4	658.13					
113	Vijayapura	Bijapur	MADABHAVI	GP	(Bajra/Bulrush Millet/Spiked Pearl Millet)	RF	4	512.11					
114	Vijayapura	Bijapur	MAKANAPUR	GP	(Bajra/Bulrush Millet/Spiked Pearl Millet)	RF	4	96.67					
115	Vijayapura	Bijapur	NAGATHAN	GP	(Bajra/Bulrush Millet/Spiked Pearl Millet)	RF	4	337.29					
116	Vijayapura	Bijapur	NIDONI	GP	(Bajra/Bulrush Millet/Spiked Pearl Millet)	RF	4	452.46					
117	Vijayapura	Bijapur	SHIVANAGI	GP	(Bajra/Bulrush Millet/Spiked Pearl Millet)	RF	4	475.40					
118	Vijayapura	Bijapur	SIDDAPUR.K	GP	(Bajra/Bulrush Millet/Spiked Pearl Millet)	RF	4	2542.22					
119	Vijayapura	Bijapur	TAJPUR.H	GP	(Bajra/Bulrush Millet/Spiked Pearl Millet)	RF			Hobli Level	32	654.61		

**Government of Karnataka**  
**Directorate of Economics and Statistics**  
**GP Level Average Yield data for Kharif season 2019-20**

S.N	District	Taluk	Insurance Unit (hobli/ GP)	GP/HO BLI	Crop	IRR RF	No_CCE Conducted	Average Yield(Kg/Ha)	Name Of Higher Level	No_cce Conducted Higher	Higher average Yield(Kg/Ha)	Neighbo uring Yield	Tech based Yield
120	Vijayapura	Bijapur	TAKKALAKI	GP	Pearl Millet (Bajra/Bulrush Millet/Spiked Pearl Millet)	RF	4	194.56					
121	Vijayapura	Bijapur	TIDAGUNDI	GP	(Bajra/Bulrush Millet/Spiked Pearl Millet)	RF	4	169.80					
122	Vijayapura	Bijapur	TIKOTA	GP	(Bajra/Bulrush Millet/Spiked Pearl Millet)	RF	4	1254.56					
123	Vijayapura	Bijapur	TORAVI	GP	(Bajra/Bulrush Millet/Spiked Pearl Millet)	RF	4	188.55					
124	Vijayapura	Bijapur	AHERI	GP	Pigeon pea (red gram/arhar/tur)	RF	4	419.01					
125	Vijayapura	Bijapur	AINAPUR	GP	Pigeon pea (red gram/arhar/tur)	RF	4	533.75					
126	Vijayapura	Bijapur	ALIYABAD	GP	Pigeon pea (red gram/arhar/tur)	RF	4	505.44					
127	Vijayapura	Bijapur	ARAKERI	GP	Pigeon pea (red gram/arhar/tur)	RF	4	685.10					
128	Vijayapura	Bijapur	ARJUNAGI	GP	Pigeon pea (red gram/arhar/tur)	RF	4	311.65					
129	Vijayapura	Bijapur	BABALESWAR	GP	Pigeon pea (red gram/arhar/tur)	RF	4	290.67					
130	Vijayapura	Bijapur	BABANAGAR	GP	Pigeon pea (red gram/arhar/tur)	RF	4	407.23					
131	Vijayapura	Bijapur	BARATAGI	GP	Pigeon pea (red gram/arhar/tur)	RF	4	658.75					
132	Vijayapura	Bijapur	Bijapur (ULB)	GP	Pigeon pea (red gram/arhar/tur)	RF	4	493.46					
133	Vijayapura	Bijapur	BIJJARAGI	GP	Pigeon pea (red gram/arhar/tur)	RF	4	290.86					
134	Vijayapura	Bijapur	BOLACHIKKALAKI	GP	Pigeon pea (red gram/arhar/tur)	RF	4	321.28					
135	Vijayapura	Bijapur	GONASAGI	GP	Pigeon pea (red gram/arhar/tur)	RF	4	97.14					
136	Vijayapura	Bijapur	GUNAKI	GP	Pigeon pea (red gram/arhar/tur)	RF	4	842.15					

**Government of Karnataka**  
**Directorate of Economics and Statistics**  
**GP Level Average Yield data for Kharif season 2019-20**

S.N	District	Taluk	Insurance Unit (hobli/ GP)	GP/HO BLI	Crop	IRR RF	No_GCE Conducted	Average Yield(Kg/Ha)	Name_Of_Higher_Level	No_cce Conducted_Higher	Higher average Yield(Kg/Ha)	Neighbo uring Yield	Tech. based Yield
137	Vijayapura	Bijapur	HADAGALI	GP	Pigeon pea (red gram/arhar/tur)	RF	4	252.15					
138	Vijayapura	Bijapur	HALAGANI	GP	Pigeon pea (red gram/arhar/tur)	RF	4	680.07					
139	Vijayapura	Bijapur	HEGADIHAL	GP	Pigeon pea (red gram/arhar/tur)	RF	4	739.43					
140	Vijayapura	Bijapur	HITNALLI	GP	Pigeon pea (red gram/arhar/tur)	RF	4	431.18					
141	Vijayapura	Bijapur	HONAGANAHALLI	GP	Pigeon pea (red gram/arhar/tur)	RF	4	849.43					
142	Vijayapura	Bijapur	HONAWAD	GP	Pigeon pea (red gram/arhar/tur)	RF	4	773.42					
143	Vijayapura	Bijapur	HONNUTAGI	GP	Pigeon pea (red gram/arhar/tur)	RF	4	127.06					
144	Vijayapura	Bijapur	JALAGERI	GP	Pigeon pea (red gram/arhar/tur)	RF	4	109.47					
145	Vijayapura	Bijapur	JUMANAL	GP	Pigeon pea (red gram/arhar/tur)	RF	4	791.27					
146	Vijayapura	Bijapur	JUMBAGI A	GP	Pigeon pea (red gram/arhar/tur)	RF	4	136.42					
147	Vijayapura	Bijapur	KAMBAGI	GP	Pigeon pea (red gram/arhar/tur)	RF	4	240.12					
148	Vijayapura	Bijapur	KANAMADI	GP	Pigeon pea (red gram/arhar/tur)	RF	4	368.02					
149	Vijayapura	Bijapur	KANNUR	GP	Pigeon pea (red gram/arhar/tur)	RF	4	730.61					
150	Vijayapura	Bijapur	KARJOL	GP	Pigeon pea (red gram/arhar/tur)	RF	4	684.14					
151	Vijayapura	Bijapur	KHAKANDAKI	GP	Pigeon pea (red gram/arhar/tur)	RF	4	360.18					
152	Vijayapura	Bijapur	KOTYAL	GP	Pigeon pea (red gram/arhar/tur)	RF	4	125.04					
153	Vijayapura	Bijapur	KUMATAGI	GP	Pigeon pea (red gram/arhar/tur)	RF	4	345.90					

**Government of Karnataka**  
**Directorate of Economics and Statistics**  
**GP Level Average Yield data for Kharif season 2019-20**

S.N	District	Taluk	Insurance Unit (hobli/ GP)	GP/HO BLI	Crop	IRR RF	No_CCE Conducted	Average Yield(Kg/Ha)	Name Of Higher Level	No_cce Conducted Higher	Higher average Yield(Kg/Ha)	Neighbo uring Yield	Tech- based Yield
154	Vijayapura	Bijapur	KUMATHE	GP	Pigeon pea (red gram/arhar/tur)	RF	4	1022.93					
155	Vijayapura	Bijapur	LOHGAON	GP	Pigeon pea (red gram/arhar/tur)	RF	4	447.95					
156	Vijayapura	Bijapur	MADABHAVI	GP	Pigeon pea (red gram/arhar/tur)	RF	4	954.16					
157	Vijayapura	Bijapur	MAKANAPUR	GP	Pigeon pea (red gram/arhar/tur)	RF	4	947.40					
158	Vijayapura	Bijapur	MAMADAPUR	GP	Pigeon pea (red gram/arhar/tur)	RF	4	470.71					
159	Vijayapura	Bijapur	NAGATHAN	GP	Pigeon pea (red gram/arhar/tur)	RF	4	669.19					
160	Vijayapura	Bijapur	NIDONI	GP	Pigeon pea (red gram/arhar/tur)	RF	4	766.55					
161	Vijayapura	Bijapur	SARWAD	GP	Pigeon pea (red gram/arhar/tur)	RF	4	737.06					
162	Vijayapura	Bijapur	SHIVANAGI	GP	Pigeon pea (red gram/arhar/tur)	RF	4	614.38					
163	Vijayapura	Bijapur	SIDDAPUR.K	GP	Pigeon pea (red gram/arhar/tur)	RF	4	1037.95					
164	Vijayapura	Bijapur	TAJPUR.H	GP	Pigeon pea (red gram/arhar/tur)	RF	4	565.33					
165	Vijayapura	Bijapur	TAKKALAKI	GP	Pigeon pea (red gram/arhar/tur)	RF	4	145.64					
166	Vijayapura	Bijapur	TIDAGUNDI	GP	Pigeon pea (red gram/arhar/tur)	RF	4	628.81					
167	Vijayapura	Bijapur	TIKOTA	GP	Pigeon pea (red gram/arhar/tur)	RF	4	351.70					
168	Vijayapura	Bijapur	TORAVI	GP	Pigeon pea (red gram/arhar/tur)	RF	4	242.42					
169	Vijayapura	Indi	AGARKHED	GP	Pearl Millet (Bajra/Bulrush Millet/Spiked Pearl Millet)	RF	4	229.77					
170	Vijayapura	Indi	AIRASANG	GP	(Bajra/Bulrush Millet/Spiked)	RF	4	457.40					



**Government of Karnataka**  
**Directorate of Economics and Statistics**  
**GP Level Average Yield data for Kharif season 2019-20**

S.N	District	Taluk	Insurance Unit (hobli/ GP)	GP/HO BLI	Crop	IRR RF	No_CCE Conducted	Average Yield(Kg/Ha)	Name Of Higher Level	No_cce Conducted Higher	Higher average Yield(Kg/Ha)	Neighboring Yield	Tech. based Yield
171	Vijayapura	Indi	ALUR	GP	Pearl Millet (Bajra/Bulrush Millet/Spiked Pearl Millet)	RF	4	362.10					
172	Vijayapura	Indi	ANJUTAGI	GP	(Bajra/Bulrush Millet/Spiked Pearl Millet)	RF	4	185.10					
173	Vijayapura	Indi	ARJUNAGI B K	GP	(Bajra/Bulrush Millet/Spiked Pearl Millet)	RF	4	108.35					
174	Vijayapura	Indi	ATHERGA	GP	(Bajra/Bulrush Millet/Spiked Pearl Millet)	RF	4	577.51					
175	Vijayapura	Indi	BABALAD	GP	(Bajra/Bulrush Millet/Spiked Pearl Millet)	RF	4	394.88					
176	Vijayapura	Indi	BALLOLLI	GP	(Bajra/Bulrush Millet/Spiked Pearl Millet)	RF	4	275.59					
177	Vijayapura	Indi	BARADOL	GP	(Bajra/Bulrush Millet/Spiked Pearl Millet)	RF	4	329.06					
178	Vijayapura	Indi	BASANAL	GP	(Bajra/Bulrush Millet/Spiked Pearl Millet)	RF	4	785.64					
179	Vijayapura	Indi	BENAKANAHALLI	GP	(Bajra/Bulrush Millet/Spiked Pearl Millet)	RF	4	160.42					
180	Vijayapura	Indi	BHATAGUNAKI	GP	(Bajra/Bulrush Millet/Spiked Pearl Millet)	RF	4	0.00					
181	Vijayapura	Indi	Chadachana (ULB)	GP	(Bajra/Bulrush Millet/Spiked Pearl Millet)	RF	4	396.11					
182	Vijayapura	Indi	CHAVADIHAL	GP	(Bajra/Bulrush Millet/Spiked Pearl Millet)	RF	4	617.00					
183	Vijayapura	Indi	CHIKKBENUR	GP	(Bajra/Bulrush Millet/Spiked Pearl Millet)	RF	4	452.47					
184	Vijayapura	Indi	D.NIMBARAGI	GP	(Bajra/Bulrush Millet/Spiked Pearl Millet)	RF	4	341.41					
185	Vijayapura	Indi	DHULAKHED	GP	(Bajra/Bulrush Millet/Spiked Pearl Millet)	RF	4	904.93					
186	Vijayapura	Indi	GUBBEWADA	GP	(Bajra/Bulrush Millet/Spiked Pearl Millet)	RF			Hobli Level	64	468.27		
187	Vijayapura	Indi	HADALASANG	GP	(Bajra/Bulrush Millet/Spiked Pearl Millet)	RF	4	374.68					

**Government of Karnataka**  
**Directorate of Economics and Statistics**  
**GP Level Average Yield data for Kharif season 2019-20**

S.N	District	Taluk	Insurance Unit (hobli/ GP)	GP/HO BLI	Crop	IRR- RF	No_CCE Conducted	Average Yield(Kg/Ha)	Name_Of Higher Level	No_cce Conducted Higher	Higher average Yield(Kg/Ha)	Neighboring Yield	Tech-based Yield
188	Vijayapura	Indi	HALASANGI	GP	Pearl Millet (Bajra/Bulrush Millet/Spiked Pearl Millet)	RF	4	443.95					
189	Vijayapura	Indi	HANJAGI	GP	(Bajra/Bulrush Millet/Spiked Pearl Millet)	RF	4	470.97					
190	Vijayapura	Indi	HATTALLI	GP	(Bajra/Bulrush Millet/Spiked Pearl Millet)	RF	4	329.06					
191	Vijayapura	Indi	HINGANI	GP	(Bajra/Bulrush Millet/Spiked Pearl Millet)	RF			Hobli Level	68	425.71		
192	Vijayapura	Indi	HIREBEVANUR	GP	(Bajra/Bulrush Millet/Spiked Pearl Millet)	RF	4	289.99					
193	Vijayapura	Indi	HORTI	GP	(Bajra/Bulrush Millet/Spiked Pearl Millet)	RF	4	590.26					
194	Vijayapura	Indi	INCHAGERI	GP	(Bajra/Bulrush Millet/Spiked Pearl Millet)	RF	4	280.53					
195	Vijayapura	Indi	Indi (ULB)	GP	(Bajra/Bulrush Millet/Spiked Pearl Millet)	RF	4	394.88					
196	Vijayapura	Indi	INGALAGI	GP	(Bajra/Bulrush Millet/Spiked Pearl Millet)	RF	4	481.26					
197	Vijayapura	Indi	JIGAJIVANAGI	GP	(Bajra/Bulrush Millet/Spiked Pearl Millet)	RF	4	1433.28					
198	Vijayapura	Indi	KAPANIMBARAGI	GP	(Bajra/Bulrush Millet/Spiked Pearl Millet)	RF	4	576.07					
199	Vijayapura	Indi	KHEDAGI	GP	(Bajra/Bulrush Millet/Spiked Pearl Millet)	RF	4	164.53					
200	Vijayapura	Indi	KOLURAGI	GP	(Bajra/Bulrush Millet/Spiked Pearl Millet)	RF	4	740.40					
201	Vijayapura	Indi	LACHYAN	GP	(Bajra/Bulrush Millet/Spiked Pearl Millet)	RF	4	560.07					
202	Vijayapura	Indi	LALASANGI	GP	(Bajra/Bulrush Millet/Spiked Pearl Millet)	RF	4	2224.19					
203	Vijayapura	Indi	LONI BK	GP	(Bajra/Bulrush Millet/Spiked Pearl Millet)	RF	4	448.68					
204	Vijayapura	Indi	MASALI BK	GP	(Bajra/Bulrush Millet/Spiked Pearl Millet)	RF	4	682.39					

**Government of Karnataka**  
**Directorate of Economics and Statistics**  
**GP Level Average Yield data for Kharif season 2019-20**

S.N	District	Taluk	Insurance Unit (hobli/ GP)	GP/HO BLI	Crop	IRR RF	No CCE Conducted	Average Yield(Kg/Ha)	Name Of Higher Level	No cce Conducted Higher	Higher average Yield(Kg/Ha)	Neighboring Yield	Tech. based Yield
205	Vijayapura	Indi	MIRAGI	GP	Pearl Millet (Bajra/Bulrush Millet/Spiked Pearl Millet)	RF			Hobli Level	64	468.27		
206	Vijayapura	Indi	NAD KD	GP	(Bajra/Bulrush Millet/Spiked Pearl Millet)	RF	4	538.84					
207	Vijayapura	Indi	NANDARAGI	GP	(Bajra/Bulrush Millet/Spiked Pearl Millet)	RF	4	501.82					
208	Vijayapura	Indi	NIMBAL KD	GP	(Bajra/Bulrush Millet/Spiked Pearl Millet)	RF	4	287.93					
209	Vijayapura	Indi	NIVARAGI	GP	(Bajra/Bulrush Millet/Spiked Pearl Millet)	RF	4	228.29					
210	Vijayapura	Indi	PADANUR	GP	(Bajra/Bulrush Millet/Spiked Pearl Millet)	RF			Hobli Level	68	425.71		
211	Vijayapura	Indi	REVATGAON	GP	(Bajra/Bulrush Millet/Spiked Pearl Millet)	RF	4	163.22					
212	Vijayapura	Indi	RUGI	GP	(Bajra/Bulrush Millet/Spiked Pearl Millet)	RF	4	168.98					
213	Vijayapura	Indi	SALOTAGI	GP	(Bajra/Bulrush Millet/Spiked Pearl Millet)	RF	4	505.94					
214	Vijayapura	Indi	SANGOGI	GP	(Bajra/Bulrush Millet/Spiked Pearl Millet)	RF	4	204.02					
215	Vijayapura	Indi	SHIRASHYAD	GP	(Bajra/Bulrush Millet/Spiked Pearl Millet)	RF			Hobli Level	64	468.27		
216	Vijayapura	Indi	TADAVALLAGA	GP	(Bajra/Bulrush Millet/Spiked Pearl Millet)	RF	4	167.54					
217	Vijayapura	Indi	TAMBA	GP	(Bajra/Bulrush Millet/Spiked Pearl Millet)	RF	4	454.52					
218	Vijayapura	Indi	TENIHALLI	GP	(Bajra/Bulrush Millet/Spiked Pearl Millet)	RF	4	234.46					
219	Vijayapura	Indi	UMARAJA	GP	(Bajra/Bulrush Millet/Spiked Pearl Millet)	RF			Hobli Level	58	472.29		
220	Vijayapura	Indi	UMARANI	GP	(Bajra/Bulrush Millet/Spiked Pearl Millet)	RF	4	203.61					
221	Vijayapura	Indi	ZALAKI	GP	(Bajra/Bulrush Millet/Spiked Pearl Millet)	RF	4	658.13					

**Government of Karnataka**  
**Directorate of Economics and Statistics**  
**GP Level Average Yield data for Kharif season 2019-20**

S.N	District	Taluk	Insurance Unit (hobli/ GP)	GP/HO BLI	Crop	IRR - RF	No_CCE Conducted	Average Yield(Kg/Ha)	Name Of Higher Level	No_cce Conducted Higher	Higher average Yield(Kg/Ha)	Neighboring Yield	Tech. based Yield
222	Vijayapura	Indi	AGARKHED	GP	Pigeon pea (red gram/arhar/tur)	RF	4	296.53					
223	Vijayapura	Indi	AIRASANG	GP	Pigeon pea (red gram/arhar/tur)	RF	4	378.00					
224	Vijayapura	Indi	ALUR	GP	Pigeon pea (red gram/arhar/tur)	RF	4	400.26					
225	Vijayapura	Indi	ANJUTAGI	GP	Pigeon pea (red gram/arhar/tur)	RF	4	240.74					
226	Vijayapura	Indi	ARJUNAGI B K	GP	Pigeon pea (red gram/arhar/tur)	RF	4	216.41					
227	Vijayapura	Indi	ATHERGA	GP	Pigeon pea (red gram/arhar/tur)	RF	4	226.80					
228	Vijayapura	Indi	BABALAD	GP	Pigeon pea (red gram/arhar/tur)	RF	4	247.62					
229	Vijayapura	Indi	BALLOLLI	GP	Pigeon pea (red gram/arhar/tur)	RF	4	237.15					
230	Vijayapura	Indi	BARADOL	GP	Pigeon pea (red gram/arhar/tur)	RF	4	155.71					
231	Vijayapura	Indi	BASANAL	GP	Pigeon pea (red gram/arhar/tur)	RF	4	456.57					
232	Vijayapura	Indi	BENAKANAHALLI	GP	Pigeon pea (red gram/arhar/tur)	RF	4	101.71					
233	Vijayapura	Indi	BHATAGUNAKI	GP	Pigeon pea (red gram/arhar/tur)	RF	4	884.83					
234	Vijayapura	Indi	Chadachana (ULB)	GP	Pigeon pea (red gram/arhar/tur)	RF	4	294.40					
235	Vijayapura	Indi	CHAVADIHAL	GP	Pigeon pea (red gram/arhar/tur)	RF	4	287.45					
236	Vijayapura	Indi	CHIKKBENUR	GP	Pigeon pea (red gram/arhar/tur)	RF	4	311.41					
237	Vijayapura	Indi	D.NIMBARAGI	GP	Pigeon pea (red gram/arhar/tur)	RF	4	201.22					
238	Vijayapura	Indi	DHULAKHED	GP	Pigeon pea (red gram/arhar/tur)	RF	4	375.61					

**Government of Karnataka**  
**Directorate of Economics and Statistics**  
**GP Level Average Yield data for Kharif season 2019-20**

S.N	District	Taluk	Insurance Unit (hobli/ GP)	GP/HO BLI	Crop	IRR RF	No CCE Conducted	Average Yield(Kg/Ha)	Name Of Higher Level	No cce Conducted Higher	Higher average Yield(Kg/Ha)	Neighboring Yield	Tech. based Yield
239	Vijayapura	Indi	GUBBEWADA	GP	Pigeon pea (red gram/arhar/tur)	RF	4	52.41					
240	Vijayapura	Indi	HADALASANG	GP	Pigeon pea (red gram/arhar/tur)	RF	4	241.53					
241	Vijayapura	Indi	HALASANGI	GP	Pigeon pea (red gram/arhar/tur)	RF	4	177.36					
242	Vijayapura	Indi	HANJAGI	GP	Pigeon pea (red gram/arhar/tur)	RF	4	494.16					
243	Vijayapura	Indi	HATTALLI	GP	Pigeon pea (red gram/arhar/tur)	RF	4	239.55					
244	Vijayapura	Indi	HINGANI	GP	Pigeon pea (red gram/arhar/tur)	RF	4	259.67					
245	Vijayapura	Indi	HIREBEVANUR	GP	Pigeon pea (red gram/arhar/tur)	RF	4	491.31					
246	Vijayapura	Indi	HORTI	GP	Pigeon pea (red gram/arhar/tur)	RF	4	253.92					
247	Vijayapura	Indi	INCHAGERI	GP	Pigeon pea (red gram/arhar/tur)	RF	4	321.97					
248	Vijayapura	Indi	Indi (ULB)	GP	Pigeon pea (red gram/arhar/tur)	RF	4	306.86					
249	Vijayapura	Indi	INGALAGI	GP	Pigeon pea (red gram/arhar/tur)	RF	4	669.53					
250	Vijayapura	Indi	JIGAJIVANAGI	GP	Pigeon pea (red gram/arhar/tur)	RF	4	445.05					
251	Vijayapura	Indi	KAPANIMBARAGI	GP	Pigeon pea (red gram/arhar/tur)	RF	4	773.73					
252	Vijayapura	Indi	KHEDAGI	GP	Pigeon pea (red gram/arhar/tur)	RF	4	143.90					
253	Vijayapura	Indi	KOLURAGI	GP	Pigeon pea (red gram/arhar/tur)	RF	4	694.68					
254	Vijayapura	Indi	LACHYAN	GP	Pigeon pea (red gram/arhar/tur)	RF	4	552.20					
255	Vijayapura	Indi	LALASANGI	GP	Pigeon pea (red gram/arhar/tur)	RF	4	767.43					

**Government of Karnataka**  
**Directorate of Economics and Statistics**  
**GP Level Average Yield data for Kharif season 2019-20**

S.N	District	Taluk	Insurance Unit (hobli/ GP)	GP/HO BLI	Crop	IRR- RF	No_CCE Conducted	Average Yield(Kg/Ha)	Name_Of_Higher_Level	No_cce Conducted_Higher	Higher average Yield(Kg/Ha)	Neighboring Yield	Tech-based Yield
256	Vijayapura	Indi	LONI BK	GP	Pigeon pea (red gram/arhar/tur)	RF	4	199.30					
257	Vijayapura	Indi	MASALI BK	GP	Pigeon pea (red gram/arhar/tur)	RF	4	478.37					
258	Vijayapura	Indi	MIRAGI	GP	Pigeon pea (red gram/arhar/tur)	RF	4	719.79					
259	Vijayapura	Indi	NAD KD	GP	Pigeon pea (red gram/arhar/tur)	RF	4	349.74					
260	Vijayapura	Indi	NANDARAGI	GP	Pigeon pea (red gram/arhar/tur)	RF	4	494.49					
261	Vijayapura	Indi	NIMBAL KD	GP	Pigeon pea (red gram/arhar/tur)	RF	4	208.41					
262	Vijayapura	Indi	NIVARAGI	GP	Pigeon pea (red gram/arhar/tur)	RF	4	235.95					
263	Vijayapura	Indi	PADANUR	GP	Pigeon pea (red gram/arhar/tur)	RF	4	282.04					
264	Vijayapura	Indi	REVATGAON	GP	Pigeon pea (red gram/arhar/tur)	RF	4	208.67					
265	Vijayapura	Indi	RUGI	GP	Pigeon pea (red gram/arhar/tur)	RF	4	96.37					
266	Vijayapura	Indi	SALOTAGI	GP	Pigeon pea (red gram/arhar/tur)	RF	4	412.02					
267	Vijayapura	Indi	SANGOGI	GP	Pigeon pea (red gram/arhar/tur)	RF	4	128.16					
268	Vijayapura	Indi	SHIRASHYAD	GP	Pigeon pea (red gram/arhar/tur)	RF	4	339.20					
269	Vijayapura	Indi	TADAVLAGA	GP	Pigeon pea (red gram/arhar/tur)	RF	4	98.72					
270	Vijayapura	Indi	TAMBA	GP	Pigeon pea (red gram/arhar/tur)	RF	4	554.48					
271	Vijayapura	Indi	TENIHALLI	GP	Pigeon pea (red gram/arhar/tur)	RF	4	232.36					
272	Vijayapura	Indi	UMARAJA	GP	Pigeon pea (red gram/arhar/tur)	RF	4	122.17					

**Government of Karnataka**  
**Directorate of Economics and Statistics**  
**GP Level Average Yield data for Kharif season 2019-20**

S.N	District	Taluk	Insurance Unit (hobli/ GP)	GP/HO BLI	Crop	IRR RF	No CCE Conducted	Average Yield(Kg/Ha)	Name Of Higher Level	No cce Conducted Higher	Higher average Yield(Kg/Ha)	Neighboring Yield	Tech. based Yield
273	Vijayapura	Indi	UMARANI	GP	Pigeon pea (red gram/arhar/tur)	RF	4	153.89					
274	Vijayapura	Indi	ZALAKI	GP	Pigeon pea (red gram/arhar/tur)	RF	4	336.15					
275	Vijayapura	Muddebihal	ADAVI SOMANAL	GP	Pearl Millet (Bajra/Bulrush Millet/Spiked Pearl Millet)	RF	4	881.15					
276	Vijayapura	Muddebihal	ALUR	GP	(Bajra/Bulrush Millet/Spiked Pearl Millet)	RF	4	456.99					
277	Vijayapura	Muddebihal	B.SALAWADGI	GP	(Bajra/Bulrush Millet/Spiked Pearl Millet)	RF	4	626.17					
278	Vijayapura	Muddebihal	BALABATTI	GP	(Bajra/Bulrush Millet/Spiked Pearl Millet)	RF	4	621.85					
279	Vijayapura	Muddebihal	BANTANUR	GP	(Bajra/Bulrush Millet/Spiked Pearl Millet)	RF	4	329.06					
280	Vijayapura	Muddebihal	BASARAKOD	GP	(Bajra/Bulrush Millet/Spiked Pearl Millet)	RF	4	556.37					
281	Vijayapura	Muddebihal	BAVOOR	GP	(Bajra/Bulrush Millet/Spiked Pearl Millet)	RF	4	697.49					
282	Vijayapura	Muddebihal	BIDARKUNDI	GP	(Bajra/Bulrush Millet/Spiked Pearl Millet)	RF	4	658.13					
283	Vijayapura	Muddebihal	BIJJUR	GP	(Bajra/Bulrush Millet/Spiked Pearl Millet)	RF			Hobli Level	31	534.30		
284	Vijayapura	Muddebihal	DAVALAGI	GP	(Bajra/Bulrush Millet/Spiked Pearl Millet)	RF	4	396.32					
285	Vijayapura	Muddebihal	HADALAGERI	GP	(Bajra/Bulrush Millet/Spiked Pearl Millet)	RF	4	795.24					
286	Vijayapura	Muddebihal	HIREMURNAL	GP	(Bajra/Bulrush Millet/Spiked Pearl Millet)	RF	4	608.77					
287	Vijayapura	Muddebihal	HIRUR	GP	(Bajra/Bulrush Millet/Spiked Pearl Millet)	RF	4	329.52					
288	Vijayapura	Muddebihal	HULLUR	GP	(Bajra/Bulrush Millet/Spiked Pearl Millet)	RF	4	814.44					
289	Vijayapura	Muddebihal	INGALAGERI	GP	(Bajra/Bulrush Millet/Spiked Pearl Millet)	RF	4	1608.30					

**Government of Karnataka**  
**Directorate of Economics and Statistics**  
**GP Level Average Yield data for Kharif season 2019-20**

S.N	District	Taluk	Insurance Unit (hobli/ GP)	GP/HO BLI	Crop	IRR- RF	No_CCE Conducted	Average Yield(Kg/Ha)	Name_Of_Higher_Level	No_cce Conducted_Higher	Higher average Yield(Kg/Ha)	Neighboring Yield	Tech-based Yield
290	Vijayapura	Muddebihal	KALAGI	GP	Pearl Millet (Bajra/Bulrush Millet/Spiked Pearl Millet)	RF	4	659.57					
291	Vijayapura	Muddebihal	KAVADIMATTI	GP	(Bajra/Bulrush Millet/Spiked Pearl Millet)	RF	4	999.53					
292	Vijayapura	Muddebihal	KODAGANUR	GP	(Bajra/Bulrush Millet/Spiked Pearl Millet)	RF	4	210.85					
293	Vijayapura	Muddebihal	KOLUR	GP	(Bajra/Bulrush Millet/Spiked Pearl Millet)	RF	4	808.26					
294	Vijayapura	Muddebihal	KONNUR	GP	(Bajra/Bulrush Millet/Spiked Pearl Millet)	RF	4	376.78					
295	Vijayapura	Muddebihal	KUNTOJI	GP	(Bajra/Bulrush Millet/Spiked Pearl Millet)	RF	4	317.63					
296	Vijayapura	Muddebihal	MADIKESWAR	GP	(Bajra/Bulrush Millet/Spiked Pearl Millet)	RF	4	781.53					
297	Vijayapura	Muddebihal	MINAJAGI	GP	(Bajra/Bulrush Millet/Spiked Pearl Millet)	RF	4	488.66					
298	Vijayapura	Muddebihal	Muddebihal (ULB)	GP	(Bajra/Bulrush Millet/Spiked Pearl Millet)	RF	4	596.43					
299	Vijayapura	Muddebihal	MUKIHAL	GP	(Bajra/Bulrush Millet/Spiked Pearl Millet)	RF	4	990.07					
300	Vijayapura	Muddebihal	NAGABENAL	GP	(Bajra/Bulrush Millet/Spiked Pearl Millet)	RF	4	170.17					
301	Vijayapura	Muddebihal	NAGARABETTA	GP	(Bajra/Bulrush Millet/Spiked Pearl Millet)	RF			Hobli Level	31	534.30		
302	Vijayapura	Muddebihal	Nalatwada(ULB)	GP	(Bajra/Bulrush Millet/Spiked Pearl Millet)	RF	4	368.14					
303	Vijayapura	Muddebihal	RAKKASAGI	GP	(Bajra/Bulrush Millet/Spiked Pearl Millet)	RF	4	602.60					
304	Vijayapura	Muddebihal	RUDAGI	GP	(Bajra/Bulrush Millet/Spiked Pearl Millet)	RF	4	722.91					
305	Vijayapura	Muddebihal	Talikote (ULB)	GP	(Bajra/Bulrush Millet/Spiked Pearl Millet)	RF	4	264.48					
306	Vijayapura	Muddebihal	TANGADAGI	GP	(Bajra/Bulrush Millet/Spiked Pearl Millet)	RF	4	507.99					





**Government of Karnataka**  
**Directorate of Economics and Statistics**  
**GP Level Average Yield data for Kharif season 2019-20**

S.N	District	Taluk	Insurance Unit (hobli/ GP)	GP/HO BLI	Crop	IRR- RF	No. CCE Conducted	Average Yield(Kg/Ha)	Name Of Higher Level	No. cce Conducted Higher	Higher average Yield(Kg/Ha)	Neighboring Yield	Tech. based Yield
307	Vijayapura	Muddebihal	TUMBAGI	GP	Pearl Millet (Bajra/Bulrush Millet/Spiked Pearl Millet)	RF	4	456.66					
308	Vijayapura	Muddebihal	YARAZARI	GP	(Bajra/Bulrush Millet/Spiked Pearl Millet)	RF	4	749.03					
309	Vijayapura	Muddebihal	YELAGUR	GP	(Bajra/Bulrush Millet/Spiked Pearl Millet)	RF	4	691.04					
310	Vijayapura	Muddebihal	ADAVI SOMANAL	GP	Pigeon pea (red gram/arhar/tur)	RF	4	438.92					
311	Vijayapura	Muddebihal	ALUR	GP	Pigeon pea (red gram/arhar/tur)	RF	4	944.29					
312	Vijayapura	Muddebihal	B.SALAWADGI	GP	Pigeon pea (red gram/arhar/tur)	RF	4	243.81					
313	Vijayapura	Muddebihal	BALABATTI	GP	Pigeon pea (red gram/arhar/tur)	RF	4	578.65					
314	Vijayapura	Muddebihal	BANTANUR	GP	Pigeon pea (red gram/arhar/tur)	RF	4	219.67					
315	Vijayapura	Muddebihal	BASARAKOD	GP	Pigeon pea (red gram/arhar/tur)	RF	4	476.70					
316	Vijayapura	Muddebihal	BAVOOR	GP	Pigeon pea (red gram/arhar/tur)	RF	4	407.39					
317	Vijayapura	Muddebihal	BIDARKUNDI	GP	Pigeon pea (red gram/arhar/tur)	RF	4	397.77					
318	Vijayapura	Muddebihal	BIJJUR	GP	Pigeon pea (red gram/arhar/tur)	RF	4	380.16					
319	Vijayapura	Muddebihal	BOMMANAHALLI	GP	Pigeon pea (red gram/arhar/tur)	RF	4	433.58					
320	Vijayapura	Muddebihal	DAVALAGI	GP	Pigeon pea (red gram/arhar/tur)	RF	4	176.83					
321	Vijayapura	Muddebihal	HADALAGERI	GP	Pigeon pea (red gram/arhar/tur)	RF	4	615.63					
322	Vijayapura	Muddebihal	HIREMURNAL	GP	Pigeon pea (red gram/arhar/tur)	RF	4	464.72					
323	Vijayapura	Muddebihal	HIRUR	GP	Pigeon pea (red gram/arhar/tur)	RF	4	340.44					

**Government of Karnataka**  
**Directorate of Economics and Statistics**  
**GP Level Average Yield data for Kharif season 2019-20**

S.N	District	Taluk	Insurance Unit (hobli/ GP)	GP/HO BLI	Crop	IRR RF	No_CCE Conducted	Average Yield(Kg/Ha)	Name Of Higher Level	No_cce Conducted Higher	Higher average Yield(Kg/Ha)	Neighboring Yield	Tech based Yield
324	Vijayapura	Muddebihal	HULLUR	GP	Pigeon pea (red gram/arhar/tur)	RF	4	209.17					
325	Vijayapura	Muddebihal	INGALAGERI	GP	Pigeon pea (red gram/arhar/tur)	RF	4	418.20					
326	Vijayapura	Muddebihal	KALAGI	GP	Pigeon pea (red gram/arhar/tur)	RF	4	207.81					
327	Vijayapura	Muddebihal	KAVADIMATTI	GP	Pigeon pea (red gram/arhar/tur)	RF	4	457.53					
328	Vijayapura	Muddebihal	KODAGANUR	GP	Pigeon pea (red gram/arhar/tur)	RF	4	98.21					
329	Vijayapura	Muddebihal	KOLUR	GP	Pigeon pea (red gram/arhar/tur)	RF	4	536.58					
330	Vijayapura	Muddebihal	KONNUR	GP	Pigeon pea (red gram/arhar/tur)	RF	4	412.02					
331	Vijayapura	Muddebihal	KUNTOJI	GP	Pigeon pea (red gram/arhar/tur)	RF	4	349.74					
332	Vijayapura	Muddebihal	MADIKESWAR	GP	Pigeon pea (red gram/arhar/tur)	RF	4	480.29					
333	Vijayapura	Muddebihal	MINAJAGI	GP	Pigeon pea (red gram/arhar/tur)	RF	4	281.95					
334	Vijayapura	Muddebihal	Muddebihal (ULB)	GP	Pigeon pea (red gram/arhar/tur)	RF	4	784.22					
335	Vijayapura	Muddebihal	MUKIHAL	GP	Pigeon pea (red gram/arhar/tur)	RF	4	383.51					
336	Vijayapura	Muddebihal	NAGABENAL	GP	Pigeon pea (red gram/arhar/tur)	RF	4	101.42					
337	Vijayapura	Muddebihal	NAGARABETTA	GP	Pigeon pea (red gram/arhar/tur)	RF	4	519.81					
338	Vijayapura	Muddebihal	Nalatwada(ULB)	GP	Pigeon pea (red gram/arhar/tur)	RF	4	596.47					
339	Vijayapura	Muddebihal	RAKKASAGI	GP	Pigeon pea (red gram/arhar/tur)	RF	4	415.61					
340	Vijayapura	Muddebihal	RUDAGI	GP	Pigeon pea (red gram/arhar/tur)	RF	4	495.86					

**Government of Karnataka**  
**Directorate of Economics and Statistics**  
**GP Level Average Yield data for Kharif season 2019-20**

S.N	District	Taluk	Insurance Unit (hobli/ GP)	GP/HO BLI	Crop	IRR- RF	No_GCE Conducted	Average Yield(Kg/Ha)	Name_Of_Higher_Level	No_cce Conducted_Higher	Higher average Yield(Kg/Ha)	Neighbo uring Yield	Tech- based Yield
341	Vijayapura	Muddebihal	Talikote (ULB)	GP	Pigeon pea (red gram/arhar/tur)	RF	4	222.78					
342	Vijayapura	Muddebihal	TANGADAGI	GP	Pigeon pea (red gram/arhar/tur)	RF	4	937.34					
343	Vijayapura	Muddebihal	TUMBAGI	GP	Pigeon pea (red gram/arhar/tur)	RF	4	105.40					
344	Vijayapura	Muddebihal	YARAZARI	GP	Pigeon pea (red gram/arhar/tur)	RF	4	512.63					
345	Vijayapura	Muddebihal	YELAGUR	GP	Pigeon pea (red gram/arhar/tur)	RF	4	587.36					
346	Vijayapura	Sindagi	Alamela (ULB)	GP	Pigeon pea (red gram/arhar/tur)	IRR	4	466.28					
347	Vijayapura	Sindagi	ASKI	GP	Pigeon pea (red gram/arhar/tur)	IRR	4	349.74					
348	Vijayapura	Sindagi	BAGALUR	GP	Pigeon pea (red gram/arhar/tur)	IRR	4	246.30					
349	Vijayapura	Sindagi	BALAGANUR	GP	Pigeon pea (red gram/arhar/tur)	IRR	4	457.77					
350	Vijayapura	Sindagi	BAMMANALLI	GP	Pigeon pea (red gram/arhar/tur)	IRR	4	302.81					
351	Vijayapura	Sindagi	BANDAL	GP	Pigeon pea (red gram/arhar/tur)	IRR	4	363.42					
352	Vijayapura	Sindagi	BEKINAL	GP	Pigeon pea (red gram/arhar/tur)	IRR	4	512.90					
353	Vijayapura	Sindagi	BYKOD	GP	Pigeon pea (red gram/arhar/tur)	IRR	4	415.53					
354	Vijayapura	Sindagi	CHANDAKAVATE	GP	Pigeon pea (red gram/arhar/tur)	IRR	4	501.93					
355	Vijayapura	Sindagi	CHATTARAKI	GP	Pigeon pea (red gram/arhar/tur)	IRR	4	390.85					
356	Vijayapura	Sindagi	CHIKKARUGI	GP	Pigeon pea (red gram/arhar/tur)	IRR	4	497.82					
357	Vijayapura	Sindagi	DEVANGAON	GP	Pigeon pea (red gram/arhar/tur)	IRR	4	430.62					

**Government of Karnataka**  
**Directorate of Economics and Statistics**  
**GP Level Average Yield data for Kharif season 2019-20**

S.N	District	Taluk	Insurance Unit (hobli/ GP)	GP/HO BLI	Crop	IRR RF	No_CCE Conducted	Average Yield(Kg/Ha)	Name Of Higher Level	No_cce Conducted Higher	Higher average Yield(Kg/Ha)	Neighboring Yield	Tech. based Yield
358	Vijayapura	Sindagi	DEVAR NAVADGI	GP	Pigeon pea (red gram/arhar/tur)	IRR	4	548.56					
359	Vijayapura	Sindagi	Devarahipparagi (ULB)	GP	Pigeon pea (red gram/arhar/tur)	IRR	4	575.99					
360	Vijayapura	Sindagi	GABASAVALAGI	GP	Pigeon pea (red gram/arhar/tur)	IRR	4	151.79					
361	Vijayapura	Sindagi	GOLAGERI	GP	Pigeon pea (red gram/arhar/tur)	IRR	4	384.95					
362	Vijayapura	Sindagi	GUBBEWAD	GP	Pigeon pea (red gram/arhar/tur)	IRR	4	457.50					
363	Vijayapura	Sindagi	GUTTARAGI	GP	Pigeon pea (red gram/arhar/tur)	IRR	4	420.39					
364	Vijayapura	Sindagi	HANDIGANUR	GP	Pigeon pea (red gram/arhar/tur)	IRR	4	365.07					
365	Vijayapura	Sindagi	HARANAL	GP	Pigeon pea (red gram/arhar/tur)	IRR	4	141.81					
366	Vijayapura	Sindagi	HIKKANAGUTTI	GP	Pigeon pea (red gram/arhar/tur)	IRR	4	494.67					
367	Vijayapura	Sindagi	HITNALLI	GP	Pigeon pea (red gram/arhar/tur)	IRR	4	158.26					
368	Vijayapura	Sindagi	HONNALLI	GP	Pigeon pea (red gram/arhar/tur)	IRR	4	247.98					
369	Vijayapura	Sindagi	HUNASHYAL	GP	Pigeon pea (red gram/arhar/tur)	IRR	4	457.64					
370	Vijayapura	Sindagi	JALAWAD	GP	Pigeon pea (red gram/arhar/tur)	IRR	4	410.05					
371	Vijayapura	Sindagi	KADANI	GP	Pigeon pea (red gram/arhar/tur)	IRR	4	681.59					
372	Vijayapura	Sindagi	KAKKALAMELI	GP	Pigeon pea (red gram/arhar/tur)	IRR	4	388.93					
373	Vijayapura	Sindagi	KALAKERI	GP	Pigeon pea (red gram/arhar/tur)	IRR	4	448.45					
374	Vijayapura	Sindagi	KANNOLLI	GP	Pigeon pea (red gram/arhar/tur)	IRR	4	375.76					

**Government of Karnataka**  
**Directorate of Economics and Statistics**  
**GP Level Average Yield data for Kharif season 2019-20**

S.N	District	Taluk	Insurance Unit (hobli/ GP)	GP/HO BLI	Crop	IRR RF	No_CCE Conducted	Average Yield(Kg/Ha)	Name_Of_Higher_Level	No_cce Conducted_Higher	Higher average Yield(Kg/Ha)	Neighbo uring Yield	Tech. based Yield
375	Vijayapura	Sindagi	KERUTAGI	GP	Pigeon pea (red gram/arhar/tur)	IRR	4	394.96					
376	Vijayapura	Sindagi	KOKATANUR	GP	Pigeon pea (red gram/arhar/tur)	IRR	4	367.32					
377	Vijayapura	Sindagi	KONDAGULI	GP	Pigeon pea (red gram/arhar/tur)	IRR	4	192.05					
378	Vijayapura	Sindagi	KORAHALLI	GP	Pigeon pea (red gram/arhar/tur)	IRR	4	518.39					
379	Vijayapura	Sindagi	KORAWAR	GP	Pigeon pea (red gram/arhar/tur)	IRR	4	493.71					
380	Vijayapura	Sindagi	MALAGHAN	GP	Pigeon pea (red gram/arhar/tur)	IRR	4	663.54					
381	Vijayapura	Sindagi	MANUR	GP	Pigeon pea (red gram/arhar/tur)	IRR	4	402.78					
382	Vijayapura	Sindagi	MORATAGI	GP	Pigeon pea (red gram/arhar/tur)	IRR	4	393.92					
383	Vijayapura	Sindagi	MULASAVALAGI	GP	Pigeon pea (red gram/arhar/tur)	IRR	4	415.54					
384	Vijayapura	Sindagi	NAGAVI B K	GP	Pigeon pea (red gram/arhar/tur)	IRR	4	526.62					
385	Vijayapura	Sindagi	RAMANALLI	GP	Pigeon pea (red gram/arhar/tur)	IRR	4	397.71					
386	Vijayapura	Sindagi	RAMPUR PA	GP	Pigeon pea (red gram/arhar/tur)	IRR	4	455.31					
387	Vijayapura	Sindagi	Sindagi (ULB)	GP	Pigeon pea (red gram/arhar/tur)	IRR	4	603.42					
388	Vijayapura	Sindagi	SUNGATHAN	GP	Pigeon pea (red gram/arhar/tur)	IRR	4	470.09					
389	Vijayapura	Sindagi	YARAGAL BK	GP	Pigeon pea (red gram/arhar/tur)	IRR	4	850.27					
390	Vijayapura	Sindagi	YELAGOD	GP	Pigeon pea (red gram/arhar/tur)	IRR	4	446.12					
391	Vijayapura	Sindagi	YENKANCHI	GP	Pigeon pea (red gram/arhar/tur)	IRR	4	405.94					

**Government of Karnataka**  
**Directorate of Economics and Statistics**  
**GP Level Average Yield data for Kharif season 2019-20**

S.N	District	Taluk	Insurance Unit (hobli/ GP)	GP/HO BLI	Crop	IRR RF	No_CCE Conducted	Average Yield(Kg/Ha)	Name Of Higher Level	No_cce Conducted Higher	Higher average Yield(Kg/Ha)	Neighbo uring Yield	Tech. based Yield
392	Vijayapura	Sindagi	Alamela (ULB)	GP	Pigeon pea (red gram/arhar/tur)	RF	4	395.25					
393	Vijayapura	Sindagi	ASKI	GP	Pigeon pea (red gram/arhar/tur)	RF	4	310.53					
394	Vijayapura	Sindagi	BAGALUR	GP	Pigeon pea (red gram/arhar/tur)	RF	4	208.05					
395	Vijayapura	Sindagi	BALAGANUR	GP	Pigeon pea (red gram/arhar/tur)	RF	4	334.40					
396	Vijayapura	Sindagi	BAMMANALLI	GP	Pigeon pea (red gram/arhar/tur)	RF	4	257.04					
397	Vijayapura	Sindagi	BANDAL	GP	Pigeon pea (red gram/arhar/tur)	RF	4	244.34					
398	Vijayapura	Sindagi	BEKINAL	GP	Pigeon pea (red gram/arhar/tur)	RF	4	456.10					
399	Vijayapura	Sindagi	BYKOD	GP	Pigeon pea (red gram/arhar/tur)	RF	4	262.01					
400	Vijayapura	Sindagi	CHANDAKAVATE	GP	Pigeon pea (red gram/arhar/tur)	RF	4	350.72					
401	Vijayapura	Sindagi	CHATTARAKI	GP	Pigeon pea (red gram/arhar/tur)	RF	4	320.27					
402	Vijayapura	Sindagi	CHIKKARUGI	GP	Pigeon pea (red gram/arhar/tur)	RF	4	305.42					
403	Vijayapura	Sindagi	DEVANGAON	GP	Pigeon pea (red gram/arhar/tur)	RF	4	338.96					
404	Vijayapura	Sindagi	DEVAR NAVADGI	GP	Pigeon pea (red gram/arhar/tur)	RF	4	476.70					
405	Vijayapura	Sindagi	Devarahipparagi (ULB)	GP	Pigeon pea (red gram/arhar/tur)	RF	4	467.11					
406	Vijayapura	Sindagi	GABASAVALAGI	GP	Pigeon pea (red gram/arhar/tur)	RF	4	129.59					
407	Vijayapura	Sindagi	GOLAGERI	GP	Pigeon pea (red gram/arhar/tur)	RF	4	364.11					
408	Vijayapura	Sindagi	GUBBEWAD	GP	Pigeon pea (red gram/arhar/tur)	RF	4	296.56					

**Government of Karnataka**  
**Directorate of Economics and Statistics**  
**GP Level Average Yield data for Kharif season 2019-20**

S.N	District	Taluk	Insurance Unit (hobli/ GP)	GP/HO BLI	Crop	IRR RF	No CCE Conducted	Average Yield(Kg/Ha)	Name Of Higher Level	No cce Conducted Higher	Higher average Yield(Kg/Ha)	Neighboring Yield	Tech based Yield
409	Vijayapura	Sindagi	GUTTARAGI	GP	Pigeon pea (red gram/arhar/tur)	RF	4	362.70					
410	Vijayapura	Sindagi	HANDIGANUR	GP	Pigeon pea (red gram/arhar/tur)	RF	4	254.28					
411	Vijayapura	Sindagi	HARANAL	GP	Pigeon pea (red gram/arhar/tur)	RF	4	124.57					
412	Vijayapura	Sindagi	HIKKANAGUTTI	GP	Pigeon pea (red gram/arhar/tur)	RF	4	360.16					
413	Vijayapura	Sindagi	HITNALLI	GP	Pigeon pea (red gram/arhar/tur)	RF	4	117.38					
414	Vijayapura	Sindagi	HONNALLI	GP	Pigeon pea (red gram/arhar/tur)	RF	4	336.11					
415	Vijayapura	Sindagi	HUNASHYAL	GP	Pigeon pea (red gram/arhar/tur)	RF	4	320.03					
416	Vijayapura	Sindagi	JALAWAD	GP	Pigeon pea (red gram/arhar/tur)	RF	4	245.53					
417	Vijayapura	Sindagi	KADANI	GP	Pigeon pea (red gram/arhar/tur)	RF	4	687.49					
418	Vijayapura	Sindagi	KAKKALAMELI	GP	Pigeon pea (red gram/arhar/tur)	RF	4	244.58					
419	Vijayapura	Sindagi	KALAKERI	GP	Pigeon pea (red gram/arhar/tur)	RF	4	327.22					
420	Vijayapura	Sindagi	KANNOLLI	GP	Pigeon pea (red gram/arhar/tur)	RF	4	256.32					
421	Vijayapura	Sindagi	KERUTAGI	GP	Pigeon pea (red gram/arhar/tur)	RF	4	267.09					
422	Vijayapura	Sindagi	KOKATANUR	GP	Pigeon pea (red gram/arhar/tur)	RF	4	245.87					
423	Vijayapura	Sindagi	KONDAGULI	GP	Pigeon pea (red gram/arhar/tur)	RF	4	85.04					
424	Vijayapura	Sindagi	KORAHALLI	GP	Pigeon pea (red gram/arhar/tur)	RF	4	455.14					
425	Vijayapura	Sindagi	KORAWAR	GP	Pigeon pea (red gram/arhar/tur)	RF	4	467.11					

**Government of Karnataka**  
**Directorate of Economics and Statistics**  
**GP Level Average Yield data for Kharif season 2019-20**

S.N	District	Taluk	Insurance Unit (hobli/ GP)	GP/HO BLI	Crop	IRR_RF	No_CCE_Conducted	Average Yield(Kg/Ha)	Name_Of_Higher_Level	No_cce_Conducted_Higher	Higher average Yield(Kg/Ha)	Neighboring Yield	Tech. based Yield
426	Vijayapura	Sindagi	MALAGHAN	GP	Pigeon pea (red gram/arhar/tur)	RF	4	411.66					
427	Vijayapura	Sindagi	MANUR	GP	Pigeon pea (red gram/arhar/tur)	RF	4	239.55					
428	Vijayapura	Sindagi	MORATAGI	GP	Pigeon pea (red gram/arhar/tur)	RF	4	255.26					
429	Vijayapura	Sindagi	MULASAVALAGI	GP	Pigeon pea (red gram/arhar/tur)	RF	4	261.11					
430	Vijayapura	Sindagi	NAGAVI B K	GP	Pigeon pea (red gram/arhar/tur)	RF	4	474.30					
431	Vijayapura	Sindagi	RAMANALLI	GP	Pigeon pea (red gram/arhar/tur)	RF	4	275.48					
432	Vijayapura	Sindagi	RAMPUR PA	GP	Pigeon pea (red gram/arhar/tur)	RF	4	273.08					
433	Vijayapura	Sindagi	Sindagi (ULB)	GP	Pigeon pea (red gram/arhar/tur)	RF	4	443.16					
434	Vijayapura	Sindagi	SUNGATHAN	GP	Pigeon pea (red gram/arhar/tur)	RF	4	335.82					
435	Vijayapura	Sindagi	YARAGAL BK	GP	Pigeon pea (red gram/arhar/tur)	RF	4	716.24					
436	Vijayapura	Sindagi	YELAGOD	GP	Pigeon pea (red gram/arhar/tur)	RF	4	196.43					
437	Vijayapura	Sindagi	YENKANCHI	GP	Pigeon pea (red gram/arhar/tur)	RF	4	244.34					

  
Director

Directorate of Economics and Statistics

CA



**Government of Karnataka**  
**Directorate of Economics and Statistics**  
**GP Level Average Yield data for Kharif season 2019-20**

S.N	District	Taluk	Insurance Unit (hobli/ GP)	GP/HO BLI	Crop	IRR RF	No_CCE Conducted	Average Yield(Kg/Ha)	Name_Of Higher Level	No_cce Conducted Higher	Higher average Yield(Kg/Ha)	Neighboring Yield	Tech based Yield
1	Yadgiri	Shahapur	AIKUR	GP	PADDY	IRR	4	6011.87					
2	Yadgiri	Shahapur	ANABI	GP	PADDY	IRR	4	5774.99					
3	Yadgiri	Shahapur	B.Gudi(ULB/NAC)	GP	PADDY	IRR	4	6943.06					
4	Yadgiri	Shahapur	BEERANURA	GP	PADDY	IRR	4	7081.92					
5	Yadgiri	Shahapur	BENDEBEMBLI	GP	PADDY	IRR			Hobli Level	27	6002.54		
6	Yadgiri	Shahapur	BILHAR	GP	PADDY	IRR	4	6162.98					
7	Yadgiri	Shahapur	CHAMANAL	GP	PADDY	IRR	4	6126.22					
8	Yadgiri	Shahapur	CHATNALLI	GP	PADDY	IRR	4	6265.90					
9	Yadgiri	Shahapur	DOHARNALLI	GP	PADDY	IRR	4	5239.97					
10	Yadgiri	Shahapur	GINAL	GP	PADDY	IRR	4	6158.90					
11	Yadgiri	Shahapur	GOGI (K)	GP	PADDY	IRR	4	6591.82					
12	Yadgiri	Shahapur	GULSARAM	GP	PADDY	IRR	4	5913.85					
13	Yadgiri	Shahapur	GUNDAGARTHI	GP	PADDY	IRR	4	6518.30					
14	Yadgiri	Shahapur	HAIYAL (B)	GP	PADDY	IRR	4	6301.84					
15	Yadgiri	Shahapur	HALGERA	GP	PADDY	IRR	4	5989.00					
16	Yadgiri	Shahapur	HATTIGUDUR	GP	PADDY	IRR	4	5746.40					
17	Yadgiri	Shahapur	HOSAKERA	GP	PADDY	IRR	4	6134.39					
18	Yadgiri	Shahapur	HOTPET	GP	PADDY	IRR	4	5562.61					

**Government of Karnataka**  
**Directorate of Economics and Statistics**  
**GP Level Average Yield data for Kharif season 2019-20**

S.N	District	Taluk	Insurance Unit (hobli/ GP)	GP/HO BLI	Crop	IRR- RF	No. CCE Conducted	Average Yield(Kg/Ha)	Name Of Higher Level	No. cce Conducted Higher	Higher average Yield(Kg/Ha)	Neighboring Yield	Tech. based Yield
19	Yadgiri	Shahapur	HURASAGUNDAGI	GP	PADDY	IRR	4	3104.61					
20	Yadgiri	Shahapur	IBRAHIMPUR	GP	PADDY	IRR	4	5701.48					
21	Yadgiri	Shahapur	KADUMGERA B	GP	PADDY	IRR	4	5791.33					
22	Yadgiri	Shahapur	KAKKASGERA	GP	PADDY	IRR	4	5824.00					
23	Yadgiri	Shahapur	KANNE KOLLUR	GP	PADDY	IRR	4	5072.51					
24	Yadgiri	Shahapur	KHANAPUR	GP	PADDY	IRR	4	5799.50					
25	Yadgiri	Shahapur	KOLLUR (M)	GP	PADDY	IRR	4	5868.93					
26	Yadgiri	Shahapur	KONKAL	GP	PADDY	IRR	4	6236.50					
27	Yadgiri	Shahapur	KURKUNDA	GP	PADDY	IRR	4	5807.67					
28	Yadgiri	Shahapur	MADRAKI	GP	PADDY	IRR	4	6319.92					
29	Yadgiri	Shahapur	MUDBOOL	GP	PADDY	IRR			Hobli Level	68	5770.82		
30	Yadgiri	Shahapur	NAGANATAGI	GP	PADDY	IRR			Hobli Level	68	5595.98		
31	Yadgiri	Shahapur	NAIKAL	GP	PADDY	IRR	4	5273.46					
32	Yadgiri	Shahapur	RUSTAPUR	GP	PADDY	IRR	4	6171.15					
33	Yadgiri	Shahapur	SAGAR (B)	GP	PADDY	IRR	4	6212.54					
34	Yadgiri	Shahapur	Shahpura (ULB)	GP	PADDY	IRR	4	4206.67					
35	Yadgiri	Shahapur	SHIRVAL	GP	PADDY	IRR	4	5644.30					
36	Yadgiri	Shahapur	T. WADGERA	GP	PADDY	IRR	4	7118.67					

**Government of Karnataka**  
**Directorate of Economics and Statistics**  
**GP Level Average Yield data for Kharif season 2019-20**

S.N	District	Taluk	Insurance Unit (hobli/ GP)	GP/HO BLI	Crop	IRR_Rf	No_CCE Conducted	Average Yield(Kg/Ha)	Name_Of Higher_Level	No_cce Conducted Higher	Higher average Yield(Kg/Ha)	Neighboring Yield	Tech-based Yield
37	Yadgiri	Shahapur	TADIBIDI	GP	PADDY	IRR	4	6146.65					
38	Yadgiri	Shahapur	TUMAKURA	GP	PADDY	IRR	4	6155.06					
39	Yadgiri	Shahapur	UKKINAL	GP	PADDY	IRR	4	6011.87					
40	Yadgiri	Shahapur	ULLESUGOOR	GP	PADDY	IRR	4	5849.97					
41	Yadgiri	Shahapur	VADIGERA	GP	PADDY	IRR	4	4913.72					
42	Yadgiri	Shahapur	VANADURGA	GP	PADDY	IRR	4	5554.45					
43	Yadgiri	Shahapur	AIKUR	GP	Pigeon pea (red gram/arhar/tur)	RF	4	1058.79					
44	Yadgiri	Shahapur	ANABI	GP	Pigeon pea (red gram/arhar/tur)	RF			Hobli Level	33	659.98		
45	Yadgiri	Shahapur	B.Gudi(ULB/NAC)	GP	Pigeon pea (red gram/arhar/tur)	RF			Hobli Level	34	594.29		
46	Yadgiri	Shahapur	BEERANURA	GP	Pigeon pea (red gram/arhar/tur)	RF	4	618.03					
47	Yadgiri	Shahapur	BENDEBEMBLI	GP	Pigeon pea (red gram/arhar/tur)	RF	4	355.32					
48	Yadgiri	Shahapur	BILHAR	GP	Pigeon pea (red gram/arhar/tur)	RF	4	648.37					
49	Yadgiri	Shahapur	CHAMANAL	GP	Pigeon pea (red gram/arhar/tur)	RF	4	670.73					
50	Yadgiri	Shahapur	CHATNALLI	GP	Pigeon pea (red gram/arhar/tur)	RF	4	646.77					
51	Yadgiri	Shahapur	DOHARNALLI	GP	Pigeon pea (red gram/arhar/tur)	RF	4	474.30					
52	Yadgiri	Shahapur	GINAL	GP	Pigeon pea (red gram/arhar/tur)	RF	4	491.07					
53	Yadgiri	Shahapur	GOGI (K)	GP	Pigeon pea (red gram/arhar/tur)	RF	4	624.02					
54	Yadgiri	Shahapur	GULSARAM	GP	Pigeon pea (red gram/arhar/tur)	RF	4	904.28					

**Government of Karnataka**  
**Directorate of Economics and Statistics**  
**GP Level Average Yield data for Kharif season 2019-20**

S.N	District	Taluk	Insurance Unit (hobli/ GP)	GP/HO BLI	Crop	IRR RF	No_CCE Conducted	Average Yield(Kg/Ha)	Name Of Higher Level	No_cce Conducted Higher	Higher average Yield(Kg/Ha)	Neighboring Yield	Tech. based Yield
55	Yadgiri	Shahapur	GUNDAGARTHI	GP	Pigeon pea (red gram/arhar/tur)	RF	4	637.19					
56	Yadgiri	Shahapur	HAIYAL (B)	GP	Pigeon pea (red gram/arhar/tur)	RF	4	961.18					
57	Yadgiri	Shahapur	HALGERA	GP	Pigeon pea (red gram/arhar/tur)	RF	4	530.59					
58	Yadgiri	Shahapur	HATTIGUDUR	GP	Pigeon pea (red gram/arhar/tur)	RF	4	486.28					
59	Yadgiri	Shahapur	HOSAKERA	GP	Pigeon pea (red gram/arhar/tur)	RF	4	550.95					
60	Yadgiri	Shahapur	HOTPET	GP	Pigeon pea (red gram/arhar/tur)	RF	4	481.49					
61	Yadgiri	Shahapur	HURASAGUNDAGI	GP	Pigeon pea (red gram/arhar/tur)	RF	4	383.44					
62	Yadgiri	Shahapur	IBRAHIMPUR	GP	Pigeon pea (red gram/arhar/tur)	RF	4	964.17					
63	Yadgiri	Shahapur	KADUMGERA B	GP	Pigeon pea (red gram/arhar/tur)	RF	4	465.92					
64	Yadgiri	Shahapur	KAKKASGERA	GP	Pigeon pea (red gram/arhar/tur)	RF	4	491.07					
65	Yadgiri	Shahapur	KANNE KOLLUR	GP	Pigeon pea (red gram/arhar/tur)	RF	4	653.96					
66	Yadgiri	Shahapur	KHANAPUR	GP	Pigeon pea (red gram/arhar/tur)	RF	4	769.74					
67	Yadgiri	Shahapur	KOLLUR (M)	GP	Pigeon pea (red gram/arhar/tur)	RF	4	437.17					
68	Yadgiri	Shahapur	KONKAL	GP	Pigeon pea (red gram/arhar/tur)	RF	4	476.22					
69	Yadgiri	Shahapur	KURKUNDA	GP	Pigeon pea (red gram/arhar/tur)	RF	4	677.91					
70	Yadgiri	Shahapur	MADRAKI	GP	Pigeon pea (red gram/arhar/tur)	RF	4	797.69					
71	Yadgiri	Shahapur	MUDBOOL	GP	Pigeon pea (red gram/arhar/tur)	RF	4	819.89					
72	Yadgiri	Shahapur	NAGANATAGI	GP	Pigeon pea (red gram/arhar/tur)	RF			Hobli Level	67	649.03		

**Government of Karnataka**  
**Directorate of Economics and Statistics**  
**GP Level Average Yield data for Kharif season 2019-20**

S.N	District	Taluk	Insurance Unit (hobli/ GP)	GP/HO BLI	Crop	IRR RF	No_CCE Conducted	Average Yield(Kg/Ha)	Name_Of_Higher_Level	No_cce Conducted_Higher	Higher average Yield(Kg/Ha)	Neighboring Yield	Tech based Yield
73	Yadgiri	Shahapur	NAIKAL	GP	Pigeon pea (red gram/arhar/tur)	RF	4	1111.37					
74	Yadgiri	Shahapur	RUSTAPUR	GP	Pigeon pea (red gram/arhar/tur)	RF	4	537.78					
75	Yadgiri	Shahapur	SAGAR (B)	GP	Pigeon pea (red gram/arhar/tur)	RF	4	564.13					
76	Yadgiri	Shahapur	Shahpura (ULB)	GP	Pigeon pea (red gram/arhar/tur)	RF			Hobli Level	33	659.98		
77	Yadgiri	Shahapur	SHIRVAL	GP	Pigeon pea (red gram/arhar/tur)	RF	4	1092.32					
78	Yadgiri	Shahapur	T. WADGERA	GP	Pigeon pea (red gram/arhar/tur)	RF	4	688.69					
79	Yadgiri	Shahapur	TADIBIDI	GP	Pigeon pea (red gram/arhar/tur)	RF	4	486.28					
80	Yadgiri	Shahapur	TUMAKURA	GP	Pigeon pea (red gram/arhar/tur)	RF	4	538.02					
81	Yadgiri	Shahapur	UKKINAL	GP	Pigeon pea (red gram/arhar/tur)	RF	4	464.72					
82	Yadgiri	Shahapur	ULLESUGOOR	GP	Pigeon pea (red gram/arhar/tur)	RF	4	644.86					
83	Yadgiri	Shahapur	VADIGERA	GP	Pigeon pea (red gram/arhar/tur)	RF	4	541.37					
84	Yadgiri	Shahapur	VANADURGA	GP	Pigeon pea (red gram/arhar/tur)	RF	4	483.88					
85	Yadgiri	Shorapur	AGNI	GP	PADDY	IRR	4	8442.05					
86	Yadgiri	Shorapur	ALDAL	GP	PADDY	IRR	4	5557.41					
87	Yadgiri	Shorapur	ARKERA (J)	GP	PADDY	IRR	4	7888.64					
88	Yadgiri	Shorapur	ARKERA (K)	GP	PADDY	IRR	4	5949.96					
89	Yadgiri	Shorapur	BADYAPUR	GP	PADDY	IRR	4	5554.45					
90	Yadgiri	Shorapur	BAICHBAL	GP	PADDY	IRR	4	6804.19					

**Government of Karnataka**  
**Directorate of Economics and Statistics**  
**GP Level Average Yield data for Kharif season 2019-20**

S.N	District	Taluk	Insurance Unit (hobli/ GP)	GP/HO BLI	Crop	IRR RF	No_CCE Conducted	Average Yield(Kg/Ha)	Name_Of_Higher_Level	No_cce Conducted_Higher	Higher average Yield(Kg/Ha)	Neighboring Yield	Tech-based Yield
91	Yadgiri	Shorapur	BAILKUNTI	GP	PADDY	IRR	4	6314.10					
92	Yadgiri	Shorapur	BARDEVANAL	GP	PADDY	IRR	4	6217.30					
93	Yadgiri	Shorapur	DEIKERA	GP	PADDY	IRR	4	6322.03					
94	Yadgiri	Shorapur	DEVAPUR	GP	PADDY	IRR			Hobli Level	71	5914.44		
95	Yadgiri	Shorapur	DEVARGONAL	GP	PADDY	IRR	4	5995.53					
96	Yadgiri	Shorapur	DEVATKAL	GP	PADDY	IRR	4	5652.47					
97	Yadgiri	Shorapur	GEDDALMARI	GP	PADDY	IRR	4	6422.23					
98	Yadgiri	Shorapur	HAGARATAGI	GP	PADDY	IRR	4	6744.85					
99	Yadgiri	Shorapur	HEBBAL (B)	GP	PADDY	IRR	4	5791.33					
100	Yadgiri	Shorapur	HEGGANADODDI	GP	PADDY	IRR	4	4680.44					
101	Yadgiri	Shorapur	HEMANOOR	GP	PADDY	IRR	4	6537.78					
102	Yadgiri	Shorapur	HUNASAGI	GP	PADDY	IRR	4	6721.28					
103	Yadgiri	Shorapur	JOGUNDBHAVI	GP	PADDY	IRR	4	7335.13					
104	Yadgiri	Shorapur	KACHAKNUR	GP	PADDY	IRR	4	6193.95					
105	Yadgiri	Shorapur	Kakkeru(ULB)	GP	PADDY	IRR	4	6355.26					
106	Yadgiri	Shorapur	KAMNATAGI	GP	PADDY	IRR	4	5791.33					
107	Yadgiri	Shorapur	KARADAKAL	GP	PADDY	IRR	4	6779.69					
108	Yadgiri	Shorapur	Kembhavi(ULB)	GP	PADDY	IRR	4	6052.71					

**Government of Karnataka**  
**Directorate of Economics and Statistics**  
**GP Level Average Yield data for Kharif season 2019-20**

S.N	District	Taluk	Insurance Unit (hobli/ GP)	GP/HO BLI	Crop	IRR RF	No_CCE Conducted	Average Yield(Kg/Ha)	Name_Of_Higher_Level	No_cce Conducted_Higher	Higher average Yield(Kg/Ha)	Neighboring Yield	Tech based Yield
109	Yadgiri	Shorapur	KHANAPUR (S.H)	GP	PADDY	IRR	4	6416.20					
110	Yadgiri	Shorapur	KIRADAHALLI	GP	PADDY	IRR	4	8233.65					
111	Yadgiri	Shorapur	KODEKAL	GP	PADDY	IRR	4	5485.02					
112	Yadgiri	Shorapur	KOLIHALLI	GP	PADDY	IRR	4	7890.58					
113	Yadgiri	Shorapur	MALGATTI	GP	PADDY	IRR	4	6085.44					
114	Yadgiri	Shorapur	MALLA (B)	GP	PADDY	IRR	4	6522.39					
115	Yadgiri	Shorapur	MALNOOR	GP	PADDY	IRR	4	6158.90					
116	Yadgiri	Shorapur	MARNAL	GP	PADDY	IRR	4	6290.83					
117	Yadgiri	Shorapur	MUDNOOR (K)	GP	PADDY	IRR			Hobli Level	40	6223.87		
118	Yadgiri	Shorapur	NAGANOOR	GP	PADDY	IRR	4	5828.08					
119	Yadgiri	Shorapur	NARAYANPUR	GP	PADDY	IRR	4	6775.41					
120	Yadgiri	Shorapur	PETH AMMAPUR	GP	PADDY	IRR	4	6087.06					
121	Yadgiri	Shorapur	RAJAN KOLLUR	GP	PADDY	IRR	4	6575.48					
122	Yadgiri	Shorapur	Shorapura (ULB)	GP	PADDY	IRR	4	5766.82					
123	Yadgiri	Shorapur	SUGOOR	GP	PADDY	IRR	4	5652.47					
124	Yadgiri	Shorapur	TINTHNI	GP	PADDY	IRR	4	5942.44					
125	Yadgiri	Shorapur	WAGANGERA	GP	PADDY	IRR	4	5685.14					
126	Yadgiri	Shorapur	WAJJAL	GP	PADDY	IRR	4	6800.98					

**Government of Karnataka**  
**Directorate of Economics and Statistics**  
**GP Level Average Yield data for Kharif season 2019-20**

S N	District	Taluk	Insurance Unit (hobli/ GP)	GP/HO BLI	Crop	IRR_Rf	No_CCE Conducted	Average Yield(Kg/Ha)	Name Of Higher Level	No_cce Conducted Higher	Higher average Yield(Kg/Ha)	Neighboring Yield	Tech-based Yield
127	Yadgiri	Shorapur	YAKTAPUR	GP	PADDY	IRR	4	6416.47					
128	Yadgiri	Shorapur	YALAGI	GP	PADDY	IRR	4	5856.67					
129	Yadgiri	Shorapur	YEVOOR	GP	PADDY	IRR	4	5783.16					
130	Yadgiri	Shorapur	AGNI	GP	Pigeon pea (red gram/arhar/tur)	RF	4	658.75					
131	Yadgiri	Shorapur	ALDAL	GP	Pigeon pea (red gram/arhar/tur)	RF	4	513.82					
132	Yadgiri	Shorapur	ARKERA (J)	GP	Pigeon pea (red gram/arhar/tur)	RF	4	513.82					
133	Yadgiri	Shorapur	ARKERA (K)	GP	Pigeon pea (red gram/arhar/tur)	RF	4	612.04					
134	Yadgiri	Shorapur	BADYAPUR	GP	Pigeon pea (red gram/arhar/tur)	RF	4	572.51					
135	Yadgiri	Shorapur	BAICHBAL	GP	Pigeon pea (red gram/arhar/tur)	RF	4	756.96					
136	Yadgiri	Shorapur	BAILKUNTI	GP	Pigeon pea (red gram/arhar/tur)	RF	4	701.87					
137	Yadgiri	Shorapur	BARDEVANAL	GP	Pigeon pea (red gram/arhar/tur)	RF	4	562.93					
138	Yadgiri	Shorapur	DEIKERA	GP	Pigeon pea (red gram/arhar/tur)	RF	4	549.76					
139	Yadgiri	Shorapur	DEVAPUR	GP	Pigeon pea (red gram/arhar/tur)	RF	4	546.16					
140	Yadgiri	Shorapur	DEVARGONAL	GP	Pigeon pea (red gram/arhar/tur)	RF	4	580.90					
141	Yadgiri	Shorapur	DEVATKAL	GP	Pigeon pea (red gram/arhar/tur)	RF	4	650.37					
142	Yadgiri	Shorapur	GEDDLMARI	GP	Pigeon pea (red gram/arhar/tur)	RF	4	764.55					
143	Yadgiri	Shorapur	HAGARATAGI	GP	Pigeon pea (red gram/arhar/tur)	RF	4	576.11					
144	Yadgiri	Shorapur	HEBBAL (B)	GP	Pigeon pea (red gram/arhar/tur)	RF	4	446.75					



**Government of Karnataka**  
**Directorate of Economics and Statistics**  
**GP Level Average Yield data for Kharif season 2019-20**

S.N	District	Taluk	Insurance Unit (hobli/ GP)	GP/HO BLI	Crop	IRR RF	No_CCE Conducted	Average Yield(Kg/Ha)	Name Of Higher Level	No_cce Conducted Higher	Higher average Yield(Kg/Ha)	Neighboring Yield	Tech based Yield
145	Yadgiri	Shorapur	HEGGANADODDI	GP	Pigeon pea (red gram/arhar/tur)	RF	4	529.40					
146	Yadgiri	Shorapur	HEMANOOR	GP	Pigeon pea (red gram/arhar/tur)	RF			Hobli Level	36	541.51		
147	Yadgiri	Shorapur	HUNASAGI	GP	Pigeon pea (red gram/arhar/tur)	RF	4	644.38					
148	Yadgiri	Shorapur	JOGUNDBHAVI	GP	Pigeon pea (red gram/arhar/tur)	RF	4	470.71					
149	Yadgiri	Shorapur	KACHAKNUR	GP	Pigeon pea (red gram/arhar/tur)	RF	4	577.30					
150	Yadgiri	Shorapur	Kakkera(ULB)	GP	Pigeon pea (red gram/arhar/tur)	RF	4	747.38					
151	Yadgiri	Shorapur	KAMNATAGI	GP	Pigeon pea (red gram/arhar/tur)	RF	4	704.26					
152	Yadgiri	Shorapur	KARADAKAL	GP	Pigeon pea (red gram/arhar/tur)	RF	4	641.98					
153	Yadgiri	Shorapur	Kembhavi(ULB)	GP	Pigeon pea (red gram/arhar/tur)	RF	4	613.24					
154	Yadgiri	Shorapur	KHANAPUR (S.H)	GP	Pigeon pea (red gram/arhar/tur)	RF	4	452.74					
155	Yadgiri	Shorapur	KIRADAHALLI	GP	Pigeon pea (red gram/arhar/tur)	RF	4	531.79					
156	Yadgiri	Shorapur	KODEKAL	GP	Pigeon pea (red gram/arhar/tur)	RF	4	468.31					
157	Yadgiri	Shorapur	KOLIHAL	GP	Pigeon pea (red gram/arhar/tur)	RF	4	1000.10					
158	Yadgiri	Shorapur	MALGATTI	GP	Pigeon pea (red gram/arhar/tur)	RF	4	813.26					
159	Yadgiri	Shorapur	MALLA (B)	GP	Pigeon pea (red gram/arhar/tur)	RF	4	558.14					
160	Yadgiri	Shorapur	MALNOOR	GP	Pigeon pea (red gram/arhar/tur)	RF	4	645.77					
161	Yadgiri	Shorapur	MARNAL	GP	Pigeon pea (red gram/arhar/tur)	RF	4	1112.69					
162	Yadgiri	Shorapur	MUDNOOR (K)	GP	Pigeon pea (red gram/arhar/tur)	RF	4	735.41					

**Government of Karnataka**  
**Directorate of Economics and Statistics**  
**GP Level Average Yield data for Kharif season 2019-20**

S.N	District	Taluk	Insurance Unit (hobli/GP)	GP/HO BLI	Crop	IRR RF	No_CCE Conducted	Average Yield(Kg/Ha)	Name Of Higher Level	No_cce Conducted Higher	Higher average Yield(Kg/Ha)	Neighbo uring Yield	Tech- based Yield
163	Yadgiri	Shorapur	NAGANOOR	GP	Pigeon pea (red gram/arhar/tur)	RF	4	507.84					
164	Yadgiri	Shorapur	NARAYANPUR	GP	Pigeon pea (red gram/arhar/tur)	RF	4	646.77					
165	Yadgiri	Shorapur	PETH AMMAPUR	GP	Pigeon pea (red gram/arhar/tur)	RF	4	554.55					
166	Yadgiri	Shorapur	RAIAN KOLLUR	GP	Pigeon pea (red gram/arhar/tur)	RF	4	970.16					
167	Yadgiri	Shorapur	Shorapura (ULB)	GP	Pigeon pea (red gram/arhar/tur)	RF	4	506.64					
168	Yadgiri	Shorapur	SUGOOR	GP	Pigeon pea (red gram/arhar/tur)	RF	4	522.21					
169	Yadgiri	Shorapur	TINTHNI	GP	Pigeon pea (red gram/arhar/tur)	RF	4	549.41					
170	Yadgiri	Shorapur	WAGANGERA	GP	Pigeon pea (red gram/arhar/tur)	RF	4	522.21					
171	Yadgiri	Shorapur	WAJJAL	GP	Pigeon pea (red gram/arhar/tur)	RF	4	414.41					
172	Yadgiri	Shorapur	YAKTAPUR	GP	Pigeon pea (red gram/arhar/tur)	RF	4	774.93					
173	Yadgiri	Shorapur	YALAGI	GP	Pigeon pea (red gram/arhar/tur)	RF	4	575.51					
174	Yadgiri	Shorapur	YEVOOR	GP	Pigeon pea (red gram/arhar/tur)	RF	4	567.72					
175	Yadgiri	Yadgir	AJALAPUR	GP	PADDY	IRR	4	4986.75					
176	Yadgiri	Yadgir	ALLIPUR	GP	PADDY	IRR	4	6153.18					
177	Yadgiri	Yadgir	ANAPUR	GP	PADDY	IRR	4	5754.57					
178	Yadgiri	Yadgir	ARAKERA (B)	GP	PADDY	IRR	4	5580.58					
179	Yadgiri	Yadgir	ARKERA (K)	GP	PADDY	IRR	4	5634.49					
180	Yadgiri	Yadgir	BADIYAL	GP	PADDY	IRR	4	5273.46					

**Government of Karnataka**  
**Directorate of Economics and Statistics**  
**GP Level Average Yield data for Kharif season 2019-20**

S.N	District	Taluk	Insurance Unit (hobli/ GP)	GP/HO BLI	Crop	IRR RF	No_CCE Conducted	Average Yield(Kg/Ha)	Name_Of Higher Level	No_cce Conducted Higher	Higher average Yield(Kg/Ha)	Neighboring Yield	Tech. based Yield
181	Yadgiri	Yadgir	BALICHAKRA	GP	PADDY	IRR	4	5791.49					
182	Yadgiri	Yadgir	BANDALLI	GP	PADDY	IRR	4	6097.23					
183	Yadgiri	Yadgir	BELGUNDI	GP	PADDY	IRR	4	4972.86					
184	Yadgiri	Yadgir	CHANDRIKI	GP	PADDY	IRR	4	5284.89					
185	Yadgiri	Yadgir	CHAPETLA	GP	PADDY	IRR	4	5448.26					
186	Yadgiri	Yadgir	CHINNAKAR	GP	PADDY	IRR	4	5460.51					
187	Yadgiri	Yadgir	GAJARKOT	GP	PADDY	IRR	4	4982.66					
188	Yadgiri	Yadgir	Gurmitkal(ULB)	GP	PADDY	IRR	4	5317.57					
189	Yadgiri	Yadgir	HALIGERA	GP	PADDY	IRR	4	5550.45					
190	Yadgiri	Yadgir	HATTIKUNI	GP	PADDY	IRR	4	4792.34					
191	Yadgiri	Yadgir	HONAGERA	GP	PADDY	IRR	4	4860.14					
192	Yadgiri	Yadgir	JAIGRAM	GP	PADDY	IRR	4	4839.72					
193	Yadgiri	Yadgir	KADECHUR	GP	PADDY	IRR	4	5304.49					
194	Yadgiri	Yadgir	KAKALWAR	GP	PADDY	IRR	4	5301.23					
195	Yadgiri	Yadgir	KALEBELGUNDI	GP	PADDY	IRR	4	5690.04					
196	Yadgiri	Yadgir	KANDKUR	GP	PADDY	IRR	4	5039.84					
197	Yadgiri	Yadgir	KAULUR	GP	PADDY	IRR	4	5968.58					
198	Yadgiri	Yadgir	KILLANKERA	GP	PADDY	IRR	4	5310.87					

**Government of Karnataka**  
**Directorate of Economics and Statistics**  
**GP Level Average Yield data for Kharif season 2019-20**

S.N	District	Taluk	Insurance Unit (hobli/ GP)	GP/HO BLI	Crop	IRR- RF	No_CCE Conducted	Average Yield(Kg/Ha)	Name_Of Higher Level	No_cce Conducted Higher	Higher average Yield(Kg/Ha)	Neighboring Yield	Tech. based Yield
199	Yadgiri	Yadgir	KONKAL	GP	PADDY	IRR	4	4081.25					
200	Yadgiri	Yadgir	MADVAR	GP	PADDY	IRR	4	5735.78					
201	Yadgiri	Yadgir	MALHAR	GP	PADDY	IRR	4	5458.88					
202	Yadgiri	Yadgir	MINASPUR	GP	PADDY	IRR	4	5782.67					
203	Yadgiri	Yadgir	MOTNALLI	GP	PADDY	IRR	4	5644.30					
204	Yadgiri	Yadgir	MUDNAL	GP	PADDY	IRR	4	5082.32					
205	Yadgiri	Yadgir	MUNDARGI	GP	PADDY	IRR	4	5039.84					
206	Yadgiri	Yadgir	PASPUL	GP	PADDY	IRR	4	5333.90					
207	Yadgiri	Yadgir	PUTPAK	GP	PADDY	IRR	4	5301.23					
208	Yadgiri	Yadgir	RAMASAMUDRA	GP	PADDY	IRR	4	4827.47					
209	Yadgiri	Yadgir	SAIDAPUR	GP	PADDY	IRR	4	5019.42					
210	Yadgiri	Yadgir	THANGUNDA	GP	PADDY	IRR	4	5436.00					
211	Yadgiri	Yadgir	WARKANALLI	GP	PADDY	IRR	4	5609.99					
212	Yadgiri	Yadgir	Yadgir (ULB)	GP	PADDY	IRR	4	5324.10					
213	Yadgiri	Yadgir	YALHERI	GP	PADDY	IRR	4	5752.45					
214	Yadgiri	Yadgir	YALSATTI	GP	PADDY	IRR			Hobli Level	22	5693.19		
215	Yadgiri	Yadgir	Yampada	GP	PADDY	IRR			Hobli Level	34	5280.01		
216	Yadgiri	Yadgir	YARAGOL	GP	PADDY	IRR	4	6179.16					

eb

**Government of Karnataka**  
**Directorate of Economics and Statistics**  
**GP Level Average Yield data for Kharif season 2019-20**

S.N	District	Taluk	Insurance Unit (hobli/ GP)	GP/HO BLI	Crop	IRR RF	No_CCE Conducted	Average Yield(Kg/Ha)	Name_Of Higher Level	No_cce Conducted Higher	Higher average Yield(Kg/Ha)	Neighbo uring Yield	Tech. based Yield
217	Yadgiri	Yadgir	AJALAPUR	GP	Pigeon pea (red gram/arhar/tur)	RF	4	500.65					
218	Yadgiri	Yadgir	ALLIPUR	GP	Pigeon pea (red gram/arhar/tur)	RF	4	1250.55					
219	Yadgiri	Yadgir	ANAPUR	GP	Pigeon pea (red gram/arhar/tur)	RF	4	495.86					
220	Yadgiri	Yadgir	ARAKERA (B)	GP	Pigeon pea (red gram/arhar/tur)	RF	4	898.89					
221	Yadgiri	Yadgir	ARKERA (K)	GP	Pigeon pea (red gram/arhar/tur)	RF	4	956.62					
222	Yadgiri	Yadgir	BADIYAL	GP	Pigeon pea (red gram/arhar/tur)	RF	4	563.17					
223	Yadgiri	Yadgir	BALICHAKRA	GP	Pigeon pea (red gram/arhar/tur)	RF	4	1201.32					
224	Yadgiri	Yadgir	BANDALLI	GP	Pigeon pea (red gram/arhar/tur)	RF	4	1000.40					
225	Yadgiri	Yadgir	BELGUNDI	GP	Pigeon pea (red gram/arhar/tur)	RF	4	563.65					
226	Yadgiri	Yadgir	CHANDRIKI	GP	Pigeon pea (red gram/arhar/tur)	RF	4	571.31					
227	Yadgiri	Yadgir	CHAPETLA	GP	Pigeon pea (red gram/arhar/tur)	RF	4	500.65					
228	Yadgiri	Yadgir	CHINNAKAR	GP	Pigeon pea (red gram/arhar/tur)	RF	4	618.51					
229	Yadgiri	Yadgir	GAJARKOT	GP	Pigeon pea (red gram/arhar/tur)	RF	4	670.73					
230	Yadgiri	Yadgir	Gurmitkal(ULB)	GP	Pigeon pea (red gram/arhar/tur)	RF	4	598.86					
231	Yadgiri	Yadgir	HALIGERA	GP	Pigeon pea (red gram/arhar/tur)	RF	4	547.31					
232	Yadgiri	Yadgir	HATTIKUNI	GP	Pigeon pea (red gram/arhar/tur)	RF	4	1195.33					
233	Yadgiri	Yadgir	HONAGERA	GP	Pigeon pea (red gram/arhar/tur)	RF	4	594.07					
234	Yadgiri	Yadgir	JAIGRAM	GP	Pigeon pea (red gram/arhar/tur)	RF	4	572.51					

**Government of Karnataka**  
**Directorate of Economics and Statistics**  
**GP Level Average Yield data for Kharif season 2019-20**

S.N	District	Taluk	Insurance Unit (hobli/ GP)	GP/HO BLI	Crop	IRR RF	No_CCE Conducted	Average Yield(Kg/Ha)	Name_Of Higher Level	No_cce Conducted Higher	Higher average Yield(Kg/Ha)	Neighbo uring Yield	Tech based Yield
235	Yadgiri	Yadgir	KADECHUR	GP	Pigeon pea (red gram/arhar/tur)	RF	4	725.82					
236	Yadgiri	Yadgir	KAKALWAR	GP	Pigeon pea (red gram/arhar/tur)	RF	4	606.05					
237	Yadgiri	Yadgir	KALEBELGUNDI	GP	Pigeon pea (red gram/arhar/tur)	RF	4	547.60					
238	Yadgiri	Yadgir	KANDKUR	GP	Pigeon pea (red gram/arhar/tur)	RF	4	609.64					
239	Yadgiri	Yadgir	KAULUR	GP	Pigeon pea (red gram/arhar/tur)	RF	4	575.39					
240	Yadgiri	Yadgir	KILLANKERA	GP	Pigeon pea (red gram/arhar/tur)	RF	4	852.06					
241	Yadgiri	Yadgir	KONKAL	GP	Pigeon pea (red gram/arhar/tur)	RF	4	790.50					
242	Yadgiri	Yadgir	MADVAR	GP	Pigeon pea (red gram/arhar/tur)	RF	4	538.50					
243	Yadgiri	Yadgir	MALHAR	GP	Pigeon pea (red gram/arhar/tur)	RF	4	573.59					
244	Yadgiri	Yadgir	MINASPUR	GP	Pigeon pea (red gram/arhar/tur)	RF	4	599.34					
245	Yadgiri	Yadgir	MOTNALLI	GP	Pigeon pea (red gram/arhar/tur)	RF	4	653.96					
246	Yadgiri	Yadgir	MUDNAL	GP	Pigeon pea (red gram/arhar/tur)	RF	4	1105.50					
247	Yadgiri	Yadgir	MUNDARGI	GP	Pigeon pea (red gram/arhar/tur)	RF	4	622.82					
248	Yadgiri	Yadgir	PASPUL	GP	Pigeon pea (red gram/arhar/tur)	RF	4	499.45					
249	Yadgiri	Yadgir	PUTPAK	GP	Pigeon pea (red gram/arhar/tur)	RF	4	677.91					
250	Yadgiri	Yadgir	RAMASAMUDRA	GP	Pigeon pea (red gram/arhar/tur)	RF	4	1540.87					
251	Yadgiri	Yadgir	SAIDAPUR	GP	Pigeon pea (red gram/arhar/tur)	RF	4	501.13					
252	Yadgiri	Yadgir	THANGUNDA	GP	Pigeon pea (red gram/arhar/tur)	RF	4	589.04					

**Government of Karnataka**  
**Directorate of Economics and Statistics**  
**GP Level Average Yield data for Kharif season 2019-20**

S.N	District	Taluk	Insurance Unit (hobli/ GP)	GP/HO BLI	Crop	IRR_Rf	No_CCE_Conducted	Average Yield(Kg/Ha)	Name_Of_Higher_Level	No_cce_Conducted_Higher	Higher average Yield(Kg/Ha)	Neighboring Yield	Tech. based Yield
253	Yadgiri	Yadgir	WARKANALLI	GP	Pigeon pea (red gram/arhar/tur)	RF	4	1278.37					
254	Yadgiri	Yadgir	Yadgir (ULB)	GP	Pigeon pea (red gram/arhar/tur)	RF	4	736.60					
255	Yadgiri	Yadgir	YALHERI	GP	Pigeon pea (red gram/arhar/tur)	RF	4	1285.76					
256	Yadgiri	Yadgir	YALSATTI	GP	Pigeon pea (red gram/arhar/tur)	RF	4	483.88					
257	Yadgiri	Yadgir	Yampada	GP	Pigeon pea (red gram/arhar/tur)	RF	4	1273.54					
258	Yadgiri	Yadgir	YARAGOL	GP	Pigeon pea (red gram/arhar/tur)	RF	4	978.54					

  
Director

Directorate of Economics and Statistics

*cb*

1  
2  
3  
4  
5  
6  
7  
8  
9  
10  
11  
12  
13  
14  
15  
16  
17  
18  
19  
20  
21  
22  
23  
24  
25  
26  
27  
28  
29  
30  
31  
32  
33  
34  
35  
36  
37  
38  
39  
40  
41  
42  
43  
44  
45  
46  
47  
48  
49  
50  
51  
52  
53  
54  
55  
56  
57  
58  
59  
60  
61  
62  
63  
64  
65  
66  
67  
68  
69  
70  
71  
72  
73  
74  
75  
76  
77  
78  
79  
80  
81  
82  
83  
84  
85  
86  
87  
88  
89  
90  
91  
92  
93  
94  
95  
96  
97  
98  
99  
100